



Characteristics and Outcomes of Pregnancies in Women with Heart Failure

A Retrospective Cohort Study in the Sentinel System

Presented at ICPE 2021 All Access

Yan Li ¹, Austin Cosgrove ², Efe Eworuke ¹, Catherine Corey ¹, Joy Kolonoski ², Mayura Shinde ²

¹ Office of Surveillance and Epidemiology, Center for Drug Evaluation and Research, U.S. Food and Drug Administration

² Department of Population Medicine, Harvard Medical School and Harvard Pilgrim Health Care Institute

Disclosures

- The views expressed in this presentation represent those of the presenters and do not necessarily represent the official views of the U.S. FDA.
- This project was supported by Task Order 75F40119F19001 under Master Agreement 75F40119D10037 from the US Food and Drug Administration (FDA)
- Many thanks are due to data partners who provided data used in the analysis
- The authors have no conflicts of interest to disclose

Introduction

- Heart Failure (HF) is relatively rare among women of childbearing age
 - Prevalence (NHANES): 0.2% in 20 to 39 age group; 1.7% in 40 to 59 age group ¹
 - Prevalence (our study in Sentinel): 0.5% among women 15 to 54 years ²
- Given the significant risk of maternal and fetal complications, pregnancy is rare among women with HF
 - 2.5 to 3.5 live birth deliveries per 1,000 women of childbearing age (i.e., 15-54) with HF per year ²
- These patients are also difficult to manage because some standard HF treatments are contraindicated during pregnancy ³
- Little is known about characteristics and outcomes of pregnancies in women with HF

NHANES: National Health and Nutrition Examination Survey

1. Mogos et al. Circ Heart Fail. 2018;11(1):e004005.

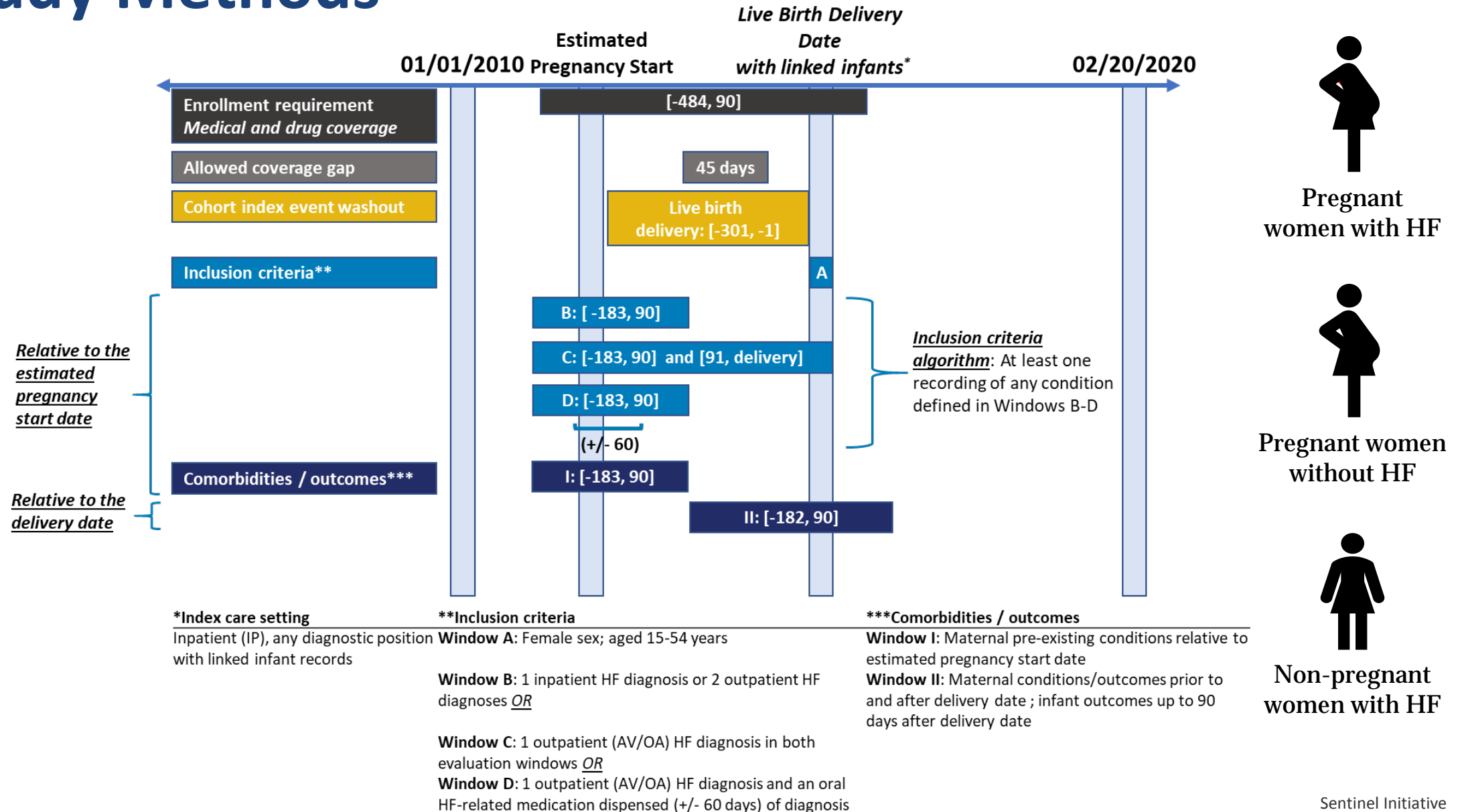
2. Li et al. ICPE 2021 virtual meeting: Presentation ID: 1716456; Poster #: P-393

3. Regitz-Zagrosek et al. Eur Heart J. 2011;32(24):3147

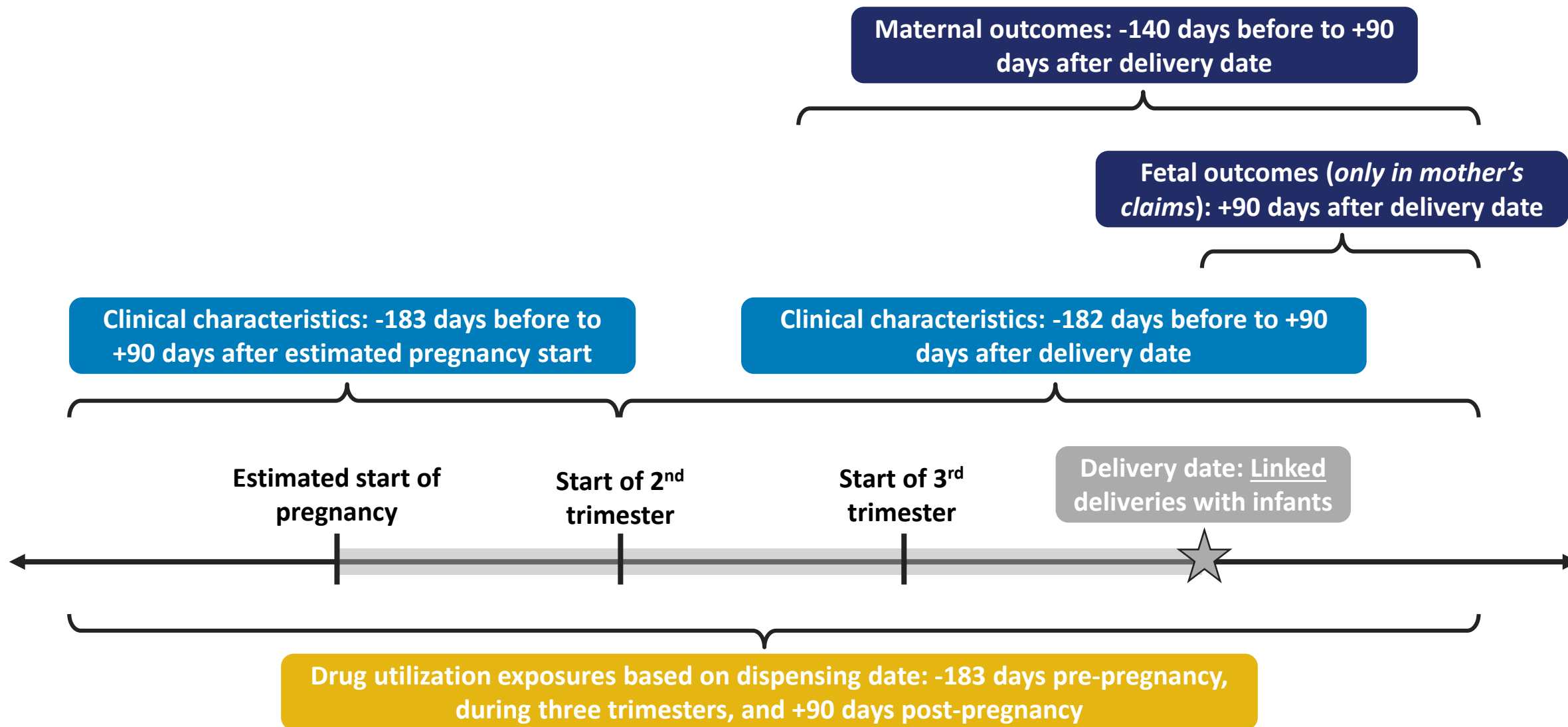
Study Objective and Population

- Describe characteristics, medication use, and outcomes of pregnancies in women with HF
- Pregnant women aged 15 to 54 years with a live birth delivery linked to an infant record were identified in four large claims-based data partners (i.e., three large national insurers and one state Medicaid system) in the FDA's Sentinel System from January 2010 to February 2020

Study Methods



Study Methods



Maternal Characteristics and Maternal/Infant Outcomes

- **Comorbidities:**
 - **Maternal pre-existing conditions:** alcohol abuse, cardiac arrhythmia, cardiac valvular disease, cardiomyopathy, chronic kidney disease, congenital heart disease, pre-existing diabetes, drug abuse, preexisting hypertension, ischemic heart disease, overweight or obesity, pulmonary hypertension, rheumatic heart disease, thyroid disease, and tobacco use
 - **Conditions during pregnancy:** gestational diabetes and gestational hypertension
- **HF-related medication use:** ACE inhibitors, aldosterone antagonists, ARBs, ARNIs, beta blockers, digoxin, diuretics, hydralazine and nitrates, and ivabradine
- **Health service utilization:** mean # of ambulatory encounters, mean # of emergency room encounters, mean # of inpatient hospital encounters, mean # of unique drug classes dispensed, and mean # of unique dispensings
- **Maternal and infant outcomes:** postpartum hemorrhage, preeclampsia, peripartum cardiomyopathy, preterm delivery, cesarean section, small for gestational age, congenital cardiac malformation, and any major malformation.

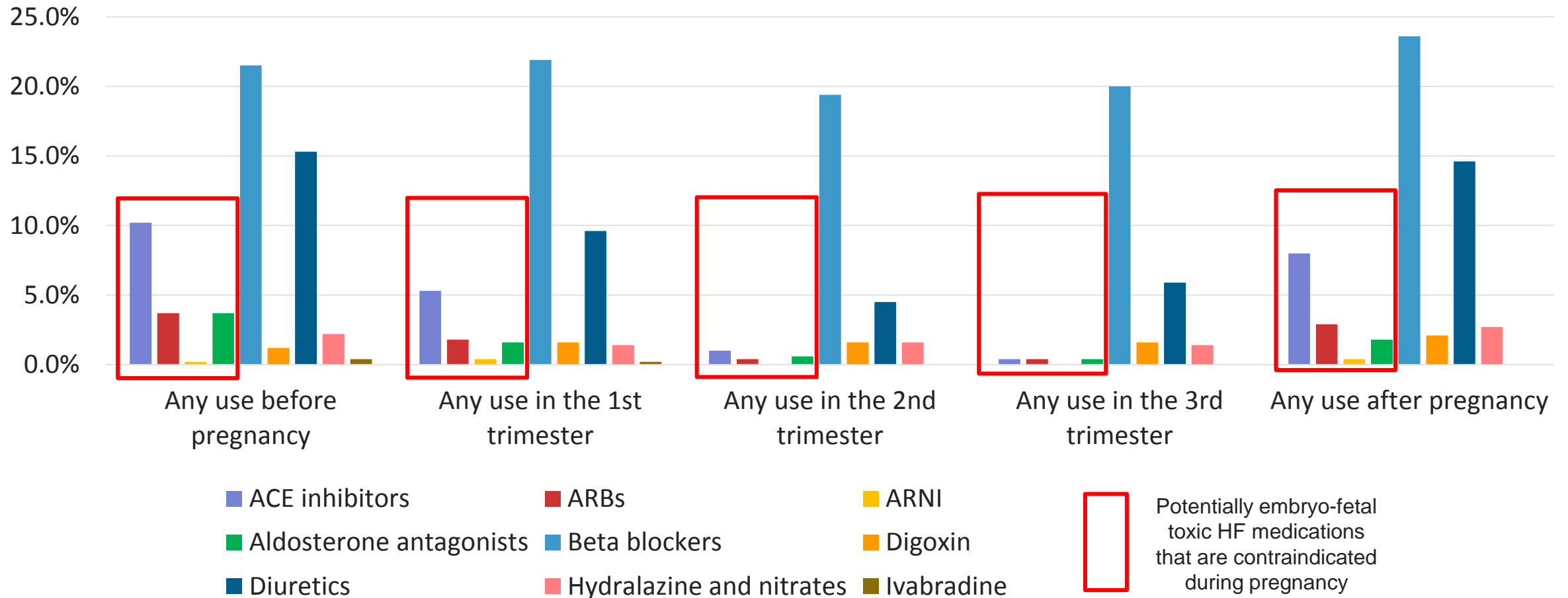
Select demographic and clinical characteristics of pregnant women with HF, non-pregnant women with HF, and pregnant women without HF in the Sentinel System

Characteristics	Pregnant women with HF	Age matched non-pregnant women with HF	Pregnant women without HF
# of pregnancies	489	489	1,245,931
Mean Age	32.4	32.4	31.6
Comorbidities			
Cardiac arrhythmia	22.8%	29.4%	1.0%
Cardiac valvular disease	24.0%	27.4%	0.6%
Cardiomyopathy	21.8%	32.5%	0.0%
Chronic kidney disease	3.1%	11.7%	0.2%
Congenital heart disease	13.1%	10.2%	0.3%
Diabetes (preexisting)	12.3%	21.3%	1.5%
Hypertension (preexisting)	42.5%	57.7%	3.1%
Ischemic heart disease	9.2%	14.5%	0.1%
Overweight or obesity	24.4%	30.3%	5.0%
Rheumatic heart disease	7.4%	8.2%	0.1%
Thyroid disease	20.7%	19.6%	8.4%
Health service utilization			
# of ambulatory encounters	16.4	20.4	8.4
# of unique dispensings	15.1	25.7	6.0

- Comorbidities and health service utilization assessed in the 183 days pre-pregnancy or first trimester
- Women with HF (regardless of pregnancy status) had more comorbidities and used more health services compared with women without HF
- Women with HF who became pregnant were relatively healthier than matched non-pregnant women with HF

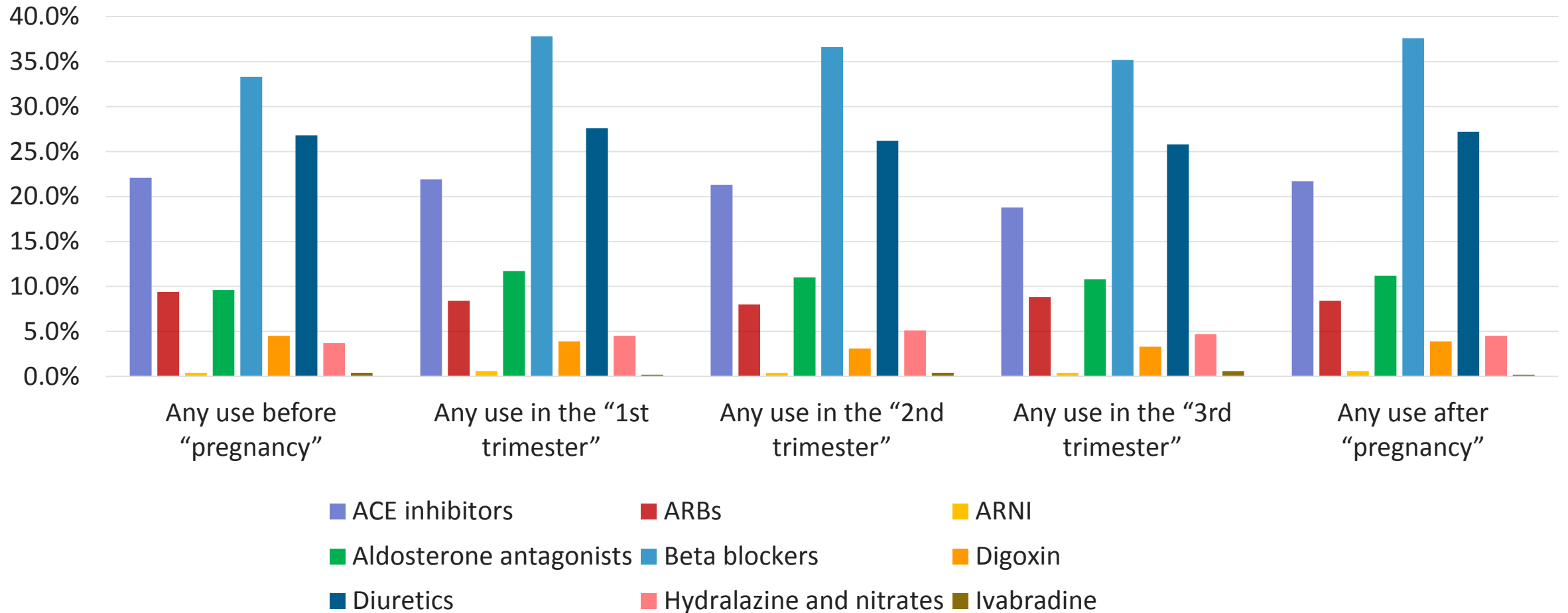
Different patterns of HF-related medication use before, during, and after pregnancy among pregnant women with HF

Pregnant women with HF



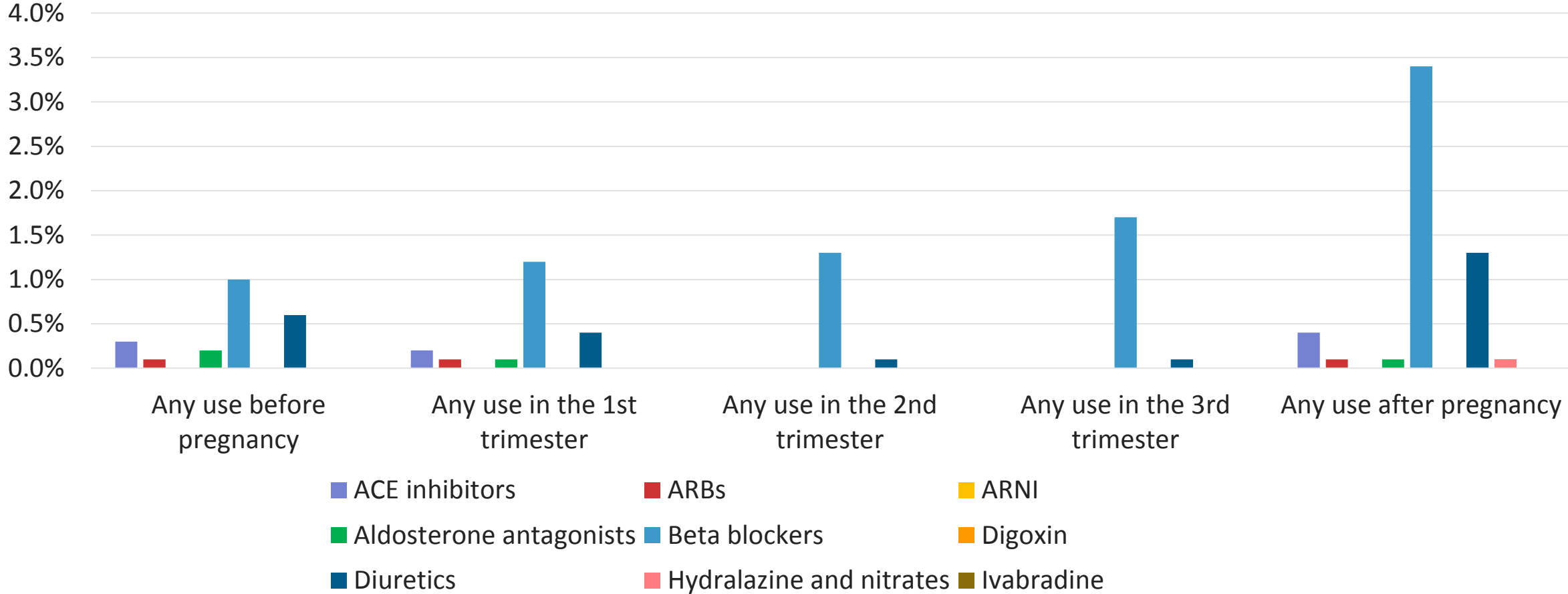
No change in the use of HF-related medications during the corresponding matched time window among non-pregnant women with HF

Non-pregnant women with HF



HF-related medications were infrequently used among pregnant women without HF

Pregnant women without HF



Pregnancies among women with HF had more adverse maternal and infant outcomes

	Pregnancies among women with HF (N = 489 pregnancies)		Pregnancies among women without HF (N = 1,076,117 pregnancies)	
	N	%	N	%
Maternal outcomes¹				
Preeclampsia	73	15.0%	66,966	6.2%
Peripartum cardiomyopathy	43	8.8%	1,041	0.1%
Postpartum hemorrhage	22	4.5%	33,236	3.1%
Preterm delivery	62	12.7%	56,504	5.3%
Multiple gestation	< 5	N/A	934	0.1%
Cesarean section	175	35.9%	272,625	25.3%
Infant outcomes^{2,3}				
Small for gestational age (SGA)	8	1.6%	18,998	1.8%
Congenital cardiac malformation	7	1.4%	726	0.1%
Ventricular septal defect	0	0.0%	7	< 0.1%
Right ventricular outflow tract obstruction	0	0.0%	< 5	< 0.1%
Other cardiac malformation	7	1.4%	721	0.1%
Any major malformation	8	1.6%	2,878	0.3%

1. Maternal outcomes including preeclampsia were assessed in [-140, 30], peripartum cardiomyopathy [-140, 90], preterm delivery [-30, 30], multiple gestation and cesarean section on date of delivery.

2. Infant outcomes including SGA were assessed in [0, 30], and congenital cardiac malformation and any major malformation [0, 90] relative to delivery date.

3. Infant outcomes were only ascertained from mother's claims

Study Limitations

- Only captured pregnancies ending in live birth deliveries
- “Naïve” comparison between pregnancies in women with and without HF
- Misclassification of cases, medication use, and outcomes
 - Infant outcomes were only ascertained from mother’s claims

Conclusion

- Among women with HF, exposure to potentially embryo-toxic HF medications during pregnancy was rare
- Pregnancies in women with HF seemed to have higher frequencies of adverse maternal outcomes and major fetal malformations, especially major cardiac malformations, when compared to pregnancies in women without HF

Thank you for your attention !

yan.li@fda.hhs.gov