

## Disclaimer

The following report(s) provides findings from an FDA-initiated query using Sentinel. While Sentinel queries may be undertaken to assess potential medical product safety risks, they may also be initiated for various other reasons. Some examples include determining a rate or count of an identified health outcome of interest, examining medical product use, exploring the feasibility of future, more detailed analyses within Sentinel, and seeking to better understand Sentinel capabilities.

Data obtained through Sentinel are intended to complement other types of evidence such as preclinical studies, clinical trials, postmarket studies, and adverse event reports, all of which are used by FDA to inform regulatory decisions regarding medical product safety. The information contained in this report is provided as part of FDA's commitment to place knowledge acquired from Sentinel in the public domain as soon as possible. Any public health actions taken by FDA regarding products involved in Sentinel queries will continue to be communicated through existing channels.

FDA wants to emphasize that the fact that FDA has initiated a query involving a medical product and is reporting findings related to that query does not mean that FDA is suggesting health care practitioners should change their prescribing practices for the medical product or that patients taking the medical product should stop using it. Patients who have questions about the use of an identified medical product should contact their health care practitioners.

The following report contains a description of the request, request specifications, and results from the modular program run(s).

If you are using a web page screen reader and are unable to access this document, please contact the Sentinel Operations Center for assistance at [info@sentinelssystem.org](mailto:info@sentinelssystem.org).

## Overview for Request: cder\_mpl1r\_wp218

**Request ID:** cder\_mpl1r\_wp218\_nsdv\_v01

**Request Description:** In this report we examined the utilization of loop diuretics in the Sentinel Distributed Database (SDD).

**Sentinel Routine Querying Module:** Cohort Identification and Descriptive Analysis (CIDA) module, version 11.0.0

**Data Source:** We distributed this query to six Sentinel Data Partners on October 27, 2021. The study period included data from January 1, 2000 through the most recent available data (March 31, 2021). Please see Appendix A for a list of dates of available data for each Data Partner.

**Study Design:** We identified individuals aged over 18 with incident and prevalent use of loop diuretics, including bumetanide, furosemide, torsemide, and ethacrynic acid. We further refined the incident cohort by requiring pre-cohort entry enrollment and excluding individuals with prior loop diuretic use or a history of cancer. We additionally assessed bumetanide utilization patterns among a pediatric cohort aged 3-18 with a history of autism spectrum disorder (ASD). We further stratified all results by year-quarter, year-quarter cross-stratified by sex, and year-quarter cross-stratified by age. This is a Type 1 analysis in the Query Request Package (QRP) documentation.

**Exposures of Interest:** We defined the exposure of interest, loop diuretics, using outpatient dispensing data and National Drug Codes (NDCs). The specific loop diuretics of interest in this request were bumetanide, furosemide, torsemide, and ethacrynic acid. We examined the utilization of all loop diuretics together and individually for each cohort. In the prevalent use cohorts, we included each qualifying dispensing of loop diuretics; cohort re-entry was allowed. In the first use cohorts, we only included the first qualifying dispensing for each loop diuretic; cohort re-entry was not allowed. For the cohorts that required a washout (see cohort eligibility criteria below), we assessed incidence with respect to all loop diuretics in the 365 days before the first qualifying dispensing (index), regardless of which drug was the index exposure. Please see Appendix B for a list of generic and brand names of medical products used to define the exposures and washout in this request.

**Cohort Eligibility Criteria:** For each of the loop diuretics we assessed the following cohorts with varying cohort eligibility criteria.

- 1) **Prevalent Use:** No additional cohort criteria applied.
- 2) **First Use:** No additional cohort criteria applied.
- 3) **First Use with Enrollment:** We required 365 days of continuous medical and drug enrollment before index; gaps in coverage up to 45 days were allowed.
- 4) **First Use with Washout:** We required 365 days of continuous medical and drug enrollment before index, with up to a 45 day allowable gaps, and required there to be no evidence of any loop diuretic in the 365 days before index.
- 5) **First Use with Exclusion Criteria:** We required 365 days of continuous medical and drug enrollment before index, with up to 45 day allowable gaps, and required there to be no evidence of cancer (including cancer diagnoses, radiation, or chemotherapy) in the 365 days before index.
- 6) **First Use with All Criteria:** We required 365 days of continuous medical and drug enrollment before index, with up to 45 day allowable gaps, and required there to be no evidence of any loop diuretics or cancer (including cancer diagnoses, radiation, or chemotherapy) in the 365 days before index.

We included the following age groups in each of the above non-pediatric cohorts: 18-44, 45-64, 65-74, 75-84, and 85+ years.

### Overview for Request: cder\_mpl1r\_wp218

We additionally evaluated the following bumetanide utilization cohorts among pediatric members aged 3-18 years:

- 1) First Bumetanide Use: No additional cohort criteria applied.
- 2) First Bumetanide Use with Enrollment: We required 365 days of continuous medical and drug enrollment before index, with up to 45 day allowable gaps.
- 3) First Bumetanide Use with Washout: We required 365 days of continuous medical and drug enrollment before index, with up to 45 day allowable gaps, and required there to be no evidence of any loop diuretic in the 365 days before index.
- 4) First Bumetanide Use with Inclusion and Exclusion Criteria: We required 365 days of continuous medical and drug enrollment before index, with up to 45 day allowable gaps, and required there to be no evidence of cancer (including cancer diagnoses, radiation, or chemotherapy) in the 365 days before index. We additionally required members to have evidence of autism spectrum disorder (ASD) in the 365 days before index.
- 5) First Bumetanide Use with All Criteria: We required 365 days of continuous medical and drug enrollment before index, with up to 45 day allowable gaps, and required there to be no evidence of any loop diuretics or cancer (including cancer diagnoses, radiation, or chemotherapy) in the 365 days before index. We additionally required members to have evidence of ASD in the 365 days before index.

Please see Appendices C and D for a list of the International Classification of Diseases, Ninth Revision, Clinical Modification (ICD-9-CM), International Classification of Diseases, Tenth Revision, Clinical Modification (ICD-10-CM), International Classification of Diseases, Tenth Revision, Procedure Coding System (ICD-10-PCS), Healthcare Common Procedure Coding System (HCPCS), and Current Procedural Terminology, Fourth Edition (CPT-4) diagnosis and procedure codes, and generic and brand names of medical products used to define the inclusion and exclusion criteria in this request.

**Please see Appendices E and F for the specifications defining parameters in this request and design diagrams of cohort entry requirements.**

**Limitations:** Algorithms used to define exposures and inclusion/exclusion criteria are imperfect; thus, it is possible that there may be misclassification. Therefore, data should be interpreted with this limitation in mind.

**Notes:** Please contact the Sentinel Operations Center ([info@sentinelssystem.org](mailto:info@sentinelssystem.org)) for questions and to provide comments/suggestions for future enhancements to this document. For more information on Sentinel's routine querying modules, please refer to the documentation (<https://dev.sentinelssystem.org/projects/SENTINEL/repos/sentinel-routine-querying-tool-documentation/browse>).

## Table of Contents

<b><u>Glossary</u></b>	List of Terms Found in this Report and their Definitions
<b><u>Table 1</u></b>	Summary of Loop Diuretic Users in the Sentinel Distributed Database (SDD) between January 1, 2000 and March 31, 2021, Overall
<b><u>Table 2</u></b>	Summary of Loop Diuretic Users in the Sentinel Distributed Database (SDD) between January 1, 2000 and March 31, 2021, by Year-Quarter
<b><u>Table 3</u></b>	Summary of Loop Diuretic Users in the Sentinel Distributed Database (SDD) between January 1, 2000 and March 31, 2021, Cross-Stratified by Year-Quarter and Sex
<b><u>Table 4</u></b>	Summary of Loop Diuretic Users in the Sentinel Distributed Database (SDD) between January 1, 2000 and March 31, 2021, Cross-Stratified by Year-Quarter and Age (Years)
<b><u>Table 5</u></b>	Summary of Time to End of Observable Data for Loop Diuretic Users in the Sentinel Distributed Database (SDD) from January 1, 2000 to March 31, 2021
<b><u>Appendix A</u></b>	Dates of Available Data for Each Data Partner (DP) as of Request Distribution Date (October 27, 2021)
<b><u>Appendix B</u></b>	List of Generic and Brand Names of Medical Products Used to Define Exposures and Washout in this Request
<b><u>Appendix B.1</u></b>	List of National Drug Codes (NDCs) for Medical Products Used to Define Exposures and Washout in this Request
<b><u>Appendix C</u></b>	List of International Classification of Diseases, Ninth Revision, Clinical Modification (ICD-9-CM), International Classification of Diseases, Tenth Revision, Clinical Modification (ICD-10-CM), International Classification of Diseases, Tenth Revision, Procedure Coding System (ICD-10-PCS), Healthcare Common Procedure Coding System (HCPCS), and Current Procedural Terminology, Fourth Edition (CPT-4) Diagnosis and Procedure Codes Assessed in the Procedure Table Used to Define Inclusion and Exclusion Criteria in this Request
<b><u>Appendix D</u></b>	List of Generic and Brand Names of Medical Products Used to Define Exclusion Criteria in this Request
<b><u>Appendix D.1</u></b>	List of National Drug Codes (NDCs) for Medical Products Used to Define Exclusion Criteria in this Request
<b><u>Appendix E</u></b>	Specifications Defining Parameters Used in this Request
<b><u>Appendix F</u></b>	Design Diagrams of Cohort Entry Requirements and Index Exposure

**Glossary of Terms for Analyses Using  
Cohort Identification and Descriptive Analysis (CIDA) Module\***

**Amount Supplied** - number of units (pills, tablets, vials) dispensed. Net amount per NDC per dispensing.

**Blackout Period** - number of days at the beginning of a treatment episode that events are to be ignored. If an event occurs during the blackout period, the episode is excluded.

**Care Setting** - type of medical encounter or facility where the exposure, event, or condition code was recorded. Possible care settings include: Inpatient Hospital Stay (IP), Non-Acute Institutional Stay (IS), Emergency Department (ED), Ambulatory Visit (AV), and Other Ambulatory Visit (OA). For laboratory results, possible care settings include: Emergency Department (E), Home (H), Inpatient (I), Outpatient (O), or Unknown or Missing (U). The Care Setting, along with the Principal Diagnosis Indicator (PDX), forms the Care Setting/PDX parameter.

**Ambulatory Visit (AV)** - includes visits at outpatient clinics, same-day surgeries, urgent care visits, and other same-day ambulatory hospital encounters, but excludes emergency department encounters.

**Emergency Department (ED)** - includes ED encounters that become inpatient stays (in which case inpatient stays would be a separate encounter). Excludes urgent care visits.

**Inpatient Hospital Stay (IP)** - includes all inpatient stays, same-day hospital discharges, hospital transfers, and acute hospital care where the discharge is after the admission date.

**Non-Acute Institutional Stay (IS)** - includes hospice, skilled nursing facility (SNF), rehab center, nursing home, residential, overnight non-hospital dialysis and other non-hospital stays.

**Other Ambulatory Visit (OA)** - includes other non overnight AV encounters such as hospice visits, home health visits, skilled nursing facility visits, other non-hospital visits, as well as telemedicine, telephone and email consultations.

**Charlson/Elixhauser Combined Comorbidity Score** - calculated based on comorbidities observed during a requester-defined window around the exposure episode start date (e.g., in the 183 days prior to index).

**Code Days** - the minimum number of times the diagnosis must be found during the evaluation period in order to fulfill the algorithm to identify the corresponding patient characteristic.

**Cohort Definition (drug/exposure)** - indicates how the cohort will be defined: 01: Cohort includes only the first valid treatment episode during the query period; 02: Cohort includes all valid treatment episodes during the query period; 03: Cohort includes all valid treatment episodes during the query period until an event occurs.

**Computed Start Marketing Date** - represents the first observed dispensing date among all valid users within a GROUP (scenario) within each Data Partner site.

**Days Supplied** - number of days supplied for all dispensings in qualifying treatment episodes.

**Eligible Members** - number of members eligible for an incident treatment episode (defined by the drug/exposure and event washout periods) with drug and medical coverage during the query period.

**Enrollment Gap** - number of days allowed between two consecutive enrollment periods without breaking a "continuously enrolled" sequence.

**Episodes** - treatment episodes; length of episode is determined by days supplied in one dispensing or consecutive dispensings bridged by the episode gap.

**Episode Gap** - number of days allowed between two (or more) consecutive exposures (dispensings/procedures) to be considered the same treatment episode.

**Event Deduplication** - specifies how events are counted by the Modular Program (MP) algorithm: 0: Counts all occurrences of a health outcome of interest (HOI) during an exposure episode; 1: de-duplicates occurrences of the same HOI code and code type on the same day; 2: de-duplicates occurrences of the same HOI group on the same day (e.g., de-duplicates at the group level).

**Exposure Episode Length** - number of days after exposure initiation that is considered "exposed time."

**Exposure Extension Period** - number of days post treatment period in which the outcomes/events are counted for a treatment episode. Extensions are added after any episode gaps have been bridged.

**Lookback Period** - number of days wherein a member is required to have evidence of pre-existing condition (diagnosis/procedure/drug dispensing).

**Maximum Episode Duration** - truncates exposure episodes after a requester-specified number of exposed days. Applied after any gaps are bridged and extension days added to the length of the exposure episode.

**Member-Years** - sum of all days of enrollment with medical and drug coverage in the query period preceded by an exposure washout period all divided by 365.25.

**Minimum Days Supplied** - specifies a minimum number of days in length of the days supplied for the episode to be considered.

**Minimum Episode Duration** - specifies a minimum number of days in length of the episode for it to be considered. Applied after any gaps are bridged and extension days added to the length of the exposure episode.

**Monitoring Period** - used to define time periods of interest for both sequential analysis and simple cohort characterization requests.

**Principal Diagnosis (PDX)** - diagnosis or condition established to be chiefly responsible for admission of the patient to the hospital. 'P' = principal diagnosis, 'S' = secondary diagnosis, 'X' = unspecified diagnosis, '.' = blank. Along with the Care Setting values, forms the Caresetting/PDX parameter.

**Query Period** - period in which the modular program looks for exposures and outcomes of interest.

**Switch Evaluation Step Value** - value used to differentiate evaluation step. Each switch pattern can support up to 2 evaluation steps (0 = switch pattern evaluation start; 1 = first evaluation; 2 = second evaluation).

**Switch Gap Inclusion Indicator** - indicator for whether gaps in treatment episodes that are included in a switch episode will be counted as part of the switch episode duration.

**Switch Pattern Cohort Inclusion Date** - indicates which date to use for inclusion into the switch pattern cohort of interest as well as optionally as the index date of the treatment episode initiating the switch pattern. Valid options are the product approval date, product marketing date, other requester defined date, or computed start marketing date.

**Switch Pattern Cohort Inclusion Strategy** - indicates how the switch pattern cohort inclusion date will be used: 01: used only as a switch cohort entry date. First treatment episode dispensing date is used as index for computing time to first switch; 02: used as switch cohort entry date and as initial switch step index date for computing time to first switch.

**Treatment Episode Truncation Indicator** - indicates whether the exposure episode will be truncated at the occurrence of a requester-specified code.

**Washout Period (drug/exposure)** - number of days a user is required to have no evidence of prior exposure (drug dispensing/procedure) and continuous drug and medical coverage prior to an incident treatment episode.

**Washout Period (event/outcome)** - number of days a user is required to have no evidence of a prior event (procedure/diagnosis) and continuous drug and medical coverage prior to an incident treatment episode.

**Years at Risk** - number of days supplied plus any episode gaps and exposure extension periods all divided by 365.25.

\*all terms may not be used in this report

**Table 1. Summary of Loop Diuretic Users in the Sentinel Distributed Database (SDD) from January 1, 2000 to March 31, 2021**

	<b>New Users</b>	<b>New Episodes</b>	<b>Adjusted Dispensings</b>	<b>Eligible Members<sup>1</sup></b>	<b>New Users per 10,000 Eligible Members<sup>1</sup></b>	<b>Eligible Member-Years<sup>1</sup></b>
<b>Prevalent Use</b>						
Loop Diuretics	17,142,353	250,149,138	253,892,244	188,208,840	910.82	645,401,302.1
Bumetanide	1,289,594	12,910,215	12,910,215	188,208,840	68.52	645,401,302.1
Furosemide	16,236,670	223,994,530	223,994,530	188,208,840	862.69	645,401,302.1
Torsemide	1,267,698	13,205,027	13,205,027	188,208,840	67.36	645,401,302.1
Ethacrynic Acid	26,654	204,469	204,469	188,208,840	1.42	645,401,302.1
<b>First Use</b>						
Loop Diuretics	17,142,353	17,142,353	17,284,993	188,208,840	910.82	586,296,155.9
Bumetanide	1,289,594	1,289,594	1,289,594	188,208,840	68.52	641,803,222.7
Furosemide	16,236,670	16,236,670	16,236,670	188,208,840	862.69	589,552,552.5
Torsemide	1,267,698	1,267,698	1,267,698	188,208,840	67.36	641,872,252.7
Ethacrynic Acid	26,654	26,654	26,654	188,208,840	1.42	645,302,700.3
<b>First Use with 365 Days of Enrollment</b>						
Loop Diuretics	13,999,055	13,999,055	14,124,421	136,431,366	1,026.09	417,852,820.8
Bumetanide	1,064,812	1,064,812	1,064,812	136,431,366	78.05	461,985,145.7
Furosemide	13,245,450	13,245,450	13,245,450	136,431,366	970.85	420,524,891.9
Torsemide	1,058,398	1,058,398	1,058,398	136,431,366	77.58	462,020,928.8
Ethacrynic Acid	21,175	21,175	21,175	136,431,366	1.55	464,794,159.0
<b>First Use with 365 Days of Enrollment, and 365 Day Washout</b>						
Loop Diuretics	9,304,551	9,304,551	9,382,445	131,976,493	705.02	418,543,149.4
Bumetanide	305,094	305,094	305,094	131,976,493	23.12	427,184,072.6
Furosemide	8,812,311	8,812,311	8,812,311	131,976,493	667.72	418,975,354.2
Torsemide	305,823	305,823	305,823	131,976,493	23.17	427,204,148.9
Ethacrynic Acid	8,986	8,986	8,986	131,976,493	0.68	427,418,409.9
<b>First Use with 365 Days of Enrollment, and No Prior Evidence of Cancer</b>						
Loop Diuretics	10,804,083	10,804,083	10,898,681	128,410,261	841.37	340,486,313.9
Bumetanide	775,026	775,026	775,026	128,410,261	60.36	369,006,721.7
Furosemide	10,163,766	10,163,766	10,163,766	128,410,261	791.51	342,260,511.5
Torsemide	767,067	767,067	767,067	128,410,261	59.74	369,067,040.1
Ethacrynic Acid	13,586	13,586	13,586	128,410,261	1.06	370,761,813.2
<b>First Use with 365 Days of Enrollment, 365 Day Washout, and No Prior Evidence of Cancer</b>						
Loop Diuretics	6,161,848	6,161,848	6,209,669	124,287,832	495.77	340,638,375.2
Bumetanide	198,004	198,004	198,004	124,287,832	15.93	345,530,062.5
Furosemide	5,829,792	5,829,792	5,829,792	124,287,832	469.06	340,880,515.8
Torsemide	194,626	194,626	194,626	124,287,832	15.66	345,545,629.4
Ethacrynic Acid	5,272	5,272	5,272	124,287,832	0.42	345,662,583.3

**Table 1. Summary of Loop Diuretic Users in the Sentinel Distributed Database (SDD) from January 1, 2000 to March 31, 2021**

	<b>New Users</b>	<b>New Episodes</b>	<b>Adjusted Dispensings</b>	<b>Eligible Members<sup>1</sup></b>	<b>New Users per 10,000 Eligible Members<sup>1</sup></b>	<b>Eligible Member-Years<sup>1</sup></b>
<b>Pediatric Cohort</b>						
First Bumetanide Use	535	535	535	39,347,932	0.14	102,572,288.0
First Bumetanide Use with 365 Days of Enrollment	384	384	384	26,849,415	0.14	69,727,554.1
First Bumetanide Use with 365 Days of Enrollment, and 365 Day Washout	217	217	217	26,846,730	0.08	69,709,071.9
First Bumetanide Use with 365 Days of Enrollment, and No Prior Evidence of Cancer and History of ASD	60	60	60	397,340	1.51	659,432.6
First Bumetanide Use with 365 Days of Enrollment, 365 Day Washout, No Prior Evidence of Cancer, and History of ASD	49	49	49	397,189	1.23	658,999.8

<sup>1</sup>Eligible Members and Member-Years are reflective of the number of patients that met all cohort entry criteria on at least one day during the query period.



**Table 2. Summary of Loop Diuretic Users in the Sentinel Distributed Database (SDD) between January 1, 2000 and March 31, 2021, by Year-Quarter**

	New Users	New Episodes	Adjusted Dispensings	Eligible Members <sup>1</sup>	New Users per 10,000 Eligible Members <sup>1</sup>	Eligible Member-Years <sup>1</sup>
<b>Prevalent Use</b>						
<i>Loop Diuretics</i>						
<i>2000</i>						
Quarter 1	60,878	138,782	139,647	811,093	750.57	194,413.8
Quarter 2	63,450	147,083	148,246	809,837	783.49	195,203.4
Quarter 3	64,690	152,693	154,330	822,153	786.84	200,494.3
Quarter 4	63,552	151,314	152,998	834,982	761.12	204,571.9
<i>2001</i>						
Quarter 1	64,883	149,650	151,458	850,002	763.33	202,824.3
Quarter 2	67,684	154,502	156,764	872,597	775.66	208,700.7
Quarter 3	68,588	161,266	163,620	891,890	769.02	217,697.9
Quarter 4	68,096	162,554	164,955	903,989	753.28	220,715.8
<i>2002</i>						
Quarter 1	68,703	158,261	160,879	879,677	781.00	209,646.4
Quarter 2	72,111	168,359	171,293	890,195	810.06	211,914.6
Quarter 3	73,116	174,271	177,484	874,641	835.95	213,763.9
Quarter 4	71,857	172,405	175,341	873,850	822.30	203,839.4
<i>2003</i>						
Quarter 1	71,213	166,989	169,996	813,172	875.74	192,383.6
Quarter 2	73,356	171,605	174,810	806,537	909.52	191,955.7
Quarter 3	74,710	177,430	180,743	814,234	917.55	196,018.4
Quarter 4	72,715	171,254	174,350	818,641	888.24	197,452.9
<i>2004</i>						
Quarter 1	74,796	176,712	179,896	830,073	901.08	197,261.9
Quarter 2	77,408	182,327	185,843	832,299	930.05	198,454.0
Quarter 3	78,956	188,935	192,627	837,256	943.03	200,529.7
Quarter 4	77,463	190,459	194,118	835,266	927.41	200,708.6
<i>2005</i>						
Quarter 1	76,904	183,564	187,191	824,221	933.05	194,041.2
Quarter 2	77,233	183,455	186,997	813,697	949.16	195,833.1
Quarter 3	72,880	147,549	149,868	815,240	893.97	184,614.0
Quarter 4	49,678	102,627	103,782	710,635	699.06	170,089.5
<i>2006</i>						
Quarter 1	138,102	250,055	251,877	9,396,476	146.97	2,194,028.1
Quarter 2	147,300	270,451	272,528	9,505,207	154.97	2,239,724.1
Quarter 3	147,185	276,278	278,313	9,588,989	153.49	2,284,478.2
Quarter 4	143,624	270,711	272,774	9,873,879	145.46	2,375,762.4
<i>2007</i>						
Quarter 1	245,962	463,807	467,400	12,311,964	199.77	2,879,131.2
Quarter 2	261,115	500,966	505,161	12,405,509	210.48	2,942,143.9
Quarter 3	260,448	506,709	510,879	12,485,630	208.60	2,981,568.3

**Table 2. Summary of Loop Diuretic Users in the Sentinel Distributed Database (SDD) between January 1, 2000 and March 31, 2021, by Year-Quarter**

	<b>New Users</b>	<b>New Episodes</b>	<b>Adjusted Dispensings</b>	<b>Eligible Members<sup>1</sup></b>	<b>New Users per 10,000 Eligible Members<sup>1</sup></b>	<b>Eligible Member-Years<sup>1</sup></b>
Quarter 4	253,250	493,470	497,410	12,427,216	203.79	2,995,636.7
<b>2008</b>						
Quarter 1	428,805	787,824	793,953	29,109,037	147.31	6,862,412.2
Quarter 2	455,070	834,977	841,774	29,175,293	155.98	6,895,222.4
Quarter 3	451,952	838,354	845,009	29,515,157	153.13	7,006,404.4
Quarter 4	436,998	809,173	815,696	29,082,888	150.26	7,008,301.5
<b>2009</b>						
Quarter 1	433,232	775,369	782,272	29,020,233	149.29	6,788,442.4
Quarter 2	449,528	809,951	817,414	28,564,103	157.38	6,800,606.7
Quarter 3	444,661	808,838	816,091	28,576,950	155.60	6,816,599.7
Quarter 4	428,650	779,116	786,055	27,943,986	153.40	6,765,964.8
<b>2010</b>						
Quarter 1	2,529,413	4,895,014	4,939,738	44,381,832	569.92	10,543,400.7
Quarter 2	2,609,936	5,117,049	5,168,052	44,189,813	590.62	10,633,278.3
Quarter 3	2,612,936	5,202,713	5,256,005	44,601,477	585.84	10,783,748.5
Quarter 4	2,548,081	5,077,944	5,129,307	44,114,615	577.60	10,782,421.3
<b>2011</b>						
Quarter 1	2,606,612	5,019,999	5,073,212	44,274,683	588.74	10,540,119.5
Quarter 2	2,668,237	5,147,665	5,204,500	44,316,288	602.09	10,675,385.8
Quarter 3	2,656,268	5,165,783	5,222,467	44,719,385	593.99	10,826,633.7
Quarter 4	2,596,727	5,018,075	5,072,876	44,541,665	582.99	10,893,441.7
<b>2012</b>						
Quarter 1	2,662,366	5,029,447	5,087,477	44,791,589	594.39	10,788,722.1
Quarter 2	2,705,573	5,099,435	5,159,820	44,828,607	603.54	10,807,247.4
Quarter 3	2,696,722	5,123,505	5,183,196	45,256,229	595.88	10,976,263.3
Quarter 4	2,650,193	5,043,441	5,102,170	44,996,059	588.98	11,011,122.7
<b>2013</b>						
Quarter 1	2,848,860	5,218,510	5,283,569	50,412,235	565.11	12,046,265.3
Quarter 2	2,937,458	5,551,215	5,622,083	50,499,842	581.68	12,195,512.0
Quarter 3	2,939,935	5,693,809	5,765,349	51,079,079	575.57	12,430,954.1
Quarter 4	2,881,958	5,568,355	5,637,495	50,989,955	565.20	12,459,157.1
<b>2014</b>						
Quarter 1	2,896,528	5,469,610	5,551,857	52,790,021	548.69	12,593,410.5
Quarter 2	2,982,695	5,638,438	5,720,837	53,253,173	560.10	12,817,782.4
Quarter 3	2,966,592	5,663,390	5,737,057	53,454,760	554.97	12,973,217.4
Quarter 4	2,915,176	5,549,481	5,620,670	53,205,394	547.91	12,982,115.9
<b>2015</b>						
Quarter 1	2,923,412	5,395,535	5,469,389	54,590,546	535.52	12,967,521.2
Quarter 2	3,006,456	5,608,978	5,688,973	54,639,934	550.23	13,168,630.3
Quarter 3	3,008,425	5,714,960	5,795,613	54,888,397	548.10	13,340,057.9
Quarter 4	2,963,190	5,630,792	5,711,098	54,905,406	539.69	13,393,288.2

**Table 2. Summary of Loop Diuretic Users in the Sentinel Distributed Database (SDD) between January 1, 2000 and March 31, 2021, by Year-Quarter**

	<b>New Users</b>	<b>New Episodes</b>	<b>Adjusted Dispensings</b>	<b>Eligible Members<sup>1</sup></b>	<b>New Users per 10,000 Eligible Members<sup>1</sup></b>	<b>Eligible Member- Years<sup>1</sup></b>
<b>2016</b>						
Quarter 1	2,993,923	5,588,391	5,673,521	56,514,289	529.76	13,608,453.6
Quarter 2	3,057,929	5,697,747	5,787,563	56,609,804	540.18	13,651,488.8
Quarter 3	3,058,650	5,743,832	5,833,340	57,027,389	536.35	13,863,465.8
Quarter 4	3,008,833	5,629,516	5,717,940	57,097,543	526.96	13,928,999.7
<b>2017</b>						
Quarter 1	2,969,939	5,436,757	5,527,841	56,998,110	521.06	13,614,865.5
Quarter 2	3,031,360	5,564,879	5,661,437	56,970,348	532.09	13,749,966.7
Quarter 3	3,024,839	5,608,449	5,708,320	57,188,906	528.92	13,892,935.2
Quarter 4	2,973,527	5,490,031	5,585,194	56,803,617	523.47	13,871,563.5
<b>2018</b>						
Quarter 1	2,920,613	5,243,635	5,339,750	56,197,060	519.71	13,429,889.5
Quarter 2	2,995,867	5,356,826	5,459,348	56,184,133	533.22	13,553,237.3
Quarter 3	2,973,529	5,337,502	5,439,228	56,502,934	526.26	13,728,837.2
Quarter 4	2,921,773	5,197,942	5,298,109	56,323,743	518.75	13,764,943.7
<b>2019</b>						
Quarter 1	2,914,462	5,007,322	5,110,850	56,210,309	518.49	13,436,594.6
Quarter 2	2,985,873	5,107,263	5,218,293	56,213,781	531.16	13,565,761.3
Quarter 3	2,987,145	5,120,469	5,231,444	56,483,328	528.85	13,723,695.3
Quarter 4	2,929,945	4,980,721	5,088,476	56,117,475	522.11	13,747,841.1
<b>2020</b>						
Quarter 1	2,947,659	4,914,384	5,019,398	56,033,383	526.05	13,525,343.5
Quarter 2	2,951,110	4,814,234	4,919,859	55,556,787	531.19	13,469,922.1
Quarter 3	2,961,013	4,819,555	4,927,028	55,612,783	532.43	13,552,015.9
Quarter 4	2,877,734	4,616,026	4,713,737	55,003,281	523.19	13,505,511.9
<b>2021</b>						
Quarter 1	2,462,916	3,820,419	3,876,916	38,947,925	632.36	8,946,716.8
<b>Bumetanide</b>						
<b>2000</b>						
Quarter 1	1,452	3,040	3,040	811,093	17.90	194,413.8
Quarter 2	1,641	3,474	3,474	809,837	20.26	195,203.4
Quarter 3	1,780	3,911	3,911	822,153	21.65	200,494.3
Quarter 4	1,812	4,070	4,070	834,982	21.70	204,571.9
<b>2001</b>						
Quarter 1	1,922	4,174	4,174	850,002	22.61	202,824.3
Quarter 2	2,132	4,511	4,511	872,597	24.43	208,700.7
Quarter 3	2,184	4,828	4,828	891,890	24.49	217,697.9
Quarter 4	2,210	4,983	4,983	903,989	24.45	220,715.8

**Table 2. Summary of Loop Diuretic Users in the Sentinel Distributed Database (SDD) between January 1, 2000 and March 31, 2021, by Year-Quarter**

	New Users	New Episodes	Adjusted Dispensings	Eligible Members <sup>1</sup>	New Users per 10,000 Eligible Members <sup>1</sup>	Eligible Member-Years <sup>1</sup>
<i>2002</i>						
Quarter 1	2,463	5,277	5,277	879,677	28.00	209,646.4
Quarter 2	2,762	6,074	6,074	890,195	31.03	211,914.6
Quarter 3	2,823	6,376	6,376	874,641	32.28	213,763.9
Quarter 4	2,797	6,380	6,380	873,850	32.01	203,839.4
<i>2003</i>						
Quarter 1	2,755	6,123	6,123	813,172	33.88	192,383.6
Quarter 2	2,910	6,436	6,436	806,537	36.08	191,955.7
Quarter 3	2,958	6,663	6,663	814,234	36.33	196,018.4
Quarter 4	2,858	6,414	6,414	818,641	34.91	197,452.9
<i>2004</i>						
Quarter 1	2,986	6,725	6,725	830,073	35.97	197,261.9
Quarter 2	3,132	7,012	7,012	832,299	37.63	198,454.0
Quarter 3	3,216	7,287	7,287	837,256	38.41	200,529.7
Quarter 4	3,132	7,310	7,310	835,266	37.50	200,708.6
<i>2005</i>						
Quarter 1	3,199	7,328	7,328	824,221	38.81	194,041.2
Quarter 2	3,148	7,147	7,147	813,697	38.69	195,833.1
Quarter 3	2,931	5,761	5,761	815,240	35.95	184,614.0
Quarter 4	2,013	4,003	4,003	710,635	28.33	170,089.5
<i>2006</i>						
Quarter 1	6,127	10,964	10,964	9,396,476	6.52	2,194,028.1
Quarter 2	6,483	11,844	11,844	9,505,207	6.82	2,239,724.1
Quarter 3	6,412	11,926	11,926	9,588,989	6.69	2,284,478.2
Quarter 4	6,337	11,816	11,816	9,873,879	6.42	2,375,762.4
<i>2007</i>						
Quarter 1	10,802	19,973	19,973	12,311,964	8.77	2,879,131.2
Quarter 2	11,538	21,615	21,615	12,405,509	9.30	2,942,143.9
Quarter 3	11,446	21,860	21,860	12,485,630	9.17	2,981,568.3
Quarter 4	11,196	21,398	21,398	12,427,216	9.01	2,995,636.7
<i>2008</i>						
Quarter 1	19,018	34,343	34,343	29,109,037	6.53	6,862,412.2
Quarter 2	20,307	36,597	36,597	29,175,293	6.96	6,895,222.4
Quarter 3	20,370	37,087	37,087	29,515,157	6.90	7,006,404.4
Quarter 4	19,940	36,394	36,394	29,082,888	6.86	7,008,301.5
<i>2009</i>						
Quarter 1	19,786	35,035	35,035	29,020,233	6.82	6,788,442.4
Quarter 2	20,601	36,763	36,763	28,564,103	7.21	6,800,606.7
Quarter 3	20,570	37,000	37,000	28,576,950	7.20	6,816,599.7
Quarter 4	20,016	35,873	35,873	27,943,986	7.16	6,765,964.8

**Table 2. Summary of Loop Diuretic Users in the Sentinel Distributed Database (SDD) between January 1, 2000 and March 31, 2021, by Year-Quarter**

	<b>New Users</b>	<b>New Episodes</b>	<b>Adjusted Dispensings</b>	<b>Eligible Members<sup>1</sup></b>	<b>New Users per 10,000 Eligible Members<sup>1</sup></b>	<b>Eligible Member-Years<sup>1</sup></b>
<i>2010</i>						
Quarter 1	115,185	217,732	217,732	44,381,832	25.95	10,543,400.7
Quarter 2	119,906	229,827	229,827	44,189,813	27.13	10,633,278.3
Quarter 3	122,276	237,466	237,466	44,601,477	27.42	10,783,748.5
Quarter 4	121,076	236,731	236,731	44,114,615	27.45	10,782,421.3
<i>2011</i>						
Quarter 1	124,896	236,493	236,493	44,274,683	28.21	10,540,119.5
Quarter 2	128,355	243,543	243,543	44,316,288	28.96	10,675,385.8
Quarter 3	128,697	246,151	246,151	44,719,385	28.78	10,826,633.7
Quarter 4	127,001	241,749	241,749	44,541,665	28.51	10,893,441.7
<i>2012</i>						
Quarter 1	131,794	244,607	244,607	44,791,589	29.42	10,788,722.1
Quarter 2	134,319	248,967	248,967	44,828,607	29.96	10,807,247.4
Quarter 3	134,681	252,824	252,824	45,256,229	29.76	10,976,263.3
Quarter 4	133,144	249,912	249,912	44,996,059	29.59	11,011,122.7
<i>2013</i>						
Quarter 1	146,756	262,535	262,535	50,412,235	29.11	12,046,265.3
Quarter 2	153,124	276,850	276,850	50,499,842	30.32	12,195,512.0
Quarter 3	154,669	283,536	283,536	51,079,079	30.28	12,430,954.1
Quarter 4	153,708	279,898	279,898	50,989,955	30.14	12,459,157.1
<i>2014</i>						
Quarter 1	150,536	264,239	264,239	52,790,021	28.52	12,593,410.5
Quarter 2	135,064	229,825	229,825	53,253,173	25.36	12,817,782.4
Quarter 3	134,797	234,480	234,480	53,454,760	25.22	12,973,217.4
Quarter 4	135,909	237,827	237,827	53,205,394	25.54	12,982,115.9
<i>2015</i>						
Quarter 1	139,904	238,338	238,338	54,590,546	25.63	12,967,521.2
Quarter 2	146,458	252,851	252,851	54,639,934	26.80	13,168,630.3
Quarter 3	149,832	263,370	263,370	54,888,397	27.30	13,340,057.9
Quarter 4	150,687	265,133	265,133	54,905,406	27.44	13,393,288.2
<i>2016</i>						
Quarter 1	155,150	270,641	270,641	56,514,289	27.45	13,608,453.6
Quarter 2	161,397	285,268	285,268	56,609,804	28.51	13,651,488.8
Quarter 3	163,747	292,745	292,745	57,027,389	28.71	13,863,465.8
Quarter 4	165,058	293,121	293,121	57,097,543	28.91	13,928,999.7
<i>2017</i>						
Quarter 1	165,565	286,888	286,888	56,998,110	29.05	13,614,865.5
Quarter 2	171,568	300,331	300,331	56,970,348	30.12	13,749,966.7
Quarter 3	175,016	309,608	309,608	57,188,906	30.60	13,892,935.2
Quarter 4	174,698	309,099	309,099	56,803,617	30.75	13,871,563.5

**Table 2. Summary of Loop Diuretic Users in the Sentinel Distributed Database (SDD) between January 1, 2000 and March 31, 2021, by Year-Quarter**

	<b>New Users</b>	<b>New Episodes</b>	<b>Adjusted Dispensings</b>	<b>Eligible Members<sup>1</sup></b>	<b>New Users per 10,000 Eligible Members<sup>1</sup></b>	<b>Eligible Member-Years<sup>1</sup></b>
<b>2018</b>						
Quarter 1	170,924	295,418	295,418	56,197,060	30.42	13,429,889.5
Quarter 2	176,204	304,153	304,153	56,184,133	31.36	13,553,237.3
Quarter 3	177,206	308,895	308,895	56,502,934	31.36	13,728,837.2
Quarter 4	177,157	307,527	307,527	56,323,743	31.45	13,764,943.7
<b>2019</b>						
Quarter 1	179,094	301,845	301,845	56,210,309	31.86	13,436,594.6
Quarter 2	186,504	315,857	315,857	56,213,781	33.18	13,565,761.3
Quarter 3	190,003	324,836	324,836	56,483,328	33.64	13,723,695.3
Quarter 4	190,354	323,431	323,431	56,117,475	33.92	13,747,841.1
<b>2020</b>						
Quarter 1	193,867	325,674	325,674	56,033,383	34.60	13,525,343.5
Quarter 2	194,965	323,217	323,217	55,556,787	35.09	13,469,922.1
Quarter 3	196,258	323,905	323,905	55,612,783	35.29	13,552,015.9
Quarter 4	193,111	314,015	314,015	55,003,281	35.11	13,505,511.9
<b>2021</b>						
Quarter 1	167,630	263,062	263,062	38,947,925	43.04	8,946,716.8
<b>Furosemide</b>						
<b>2000</b>						
Quarter 1	59,266	134,708	134,708	811,093	730.69	194,413.8
Quarter 2	61,713	142,327	142,327	809,837	762.04	195,203.4
Quarter 3	62,547	146,640	146,640	822,153	760.77	200,494.3
Quarter 4	61,205	144,694	144,694	834,982	733.01	204,571.9
<b>2001</b>						
Quarter 1	62,215	142,352	142,352	850,002	731.94	202,824.3
Quarter 2	64,694	146,223	146,223	872,597	741.40	208,700.7
Quarter 3	65,363	152,097	152,097	891,890	732.86	217,697.9
Quarter 4	64,707	153,052	153,052	903,989	715.79	220,715.8
<b>2002</b>						
Quarter 1	65,037	148,196	148,196	879,677	739.33	209,646.4
Quarter 2	67,920	156,662	156,662	890,195	762.98	211,914.6
Quarter 3	68,761	161,978	161,978	874,641	786.16	213,763.9
Quarter 4	67,411	159,825	159,825	873,850	771.43	203,839.4
<b>2003</b>						
Quarter 1	66,808	154,779	154,779	813,172	821.57	192,383.6
Quarter 2	68,778	158,884	158,884	806,537	852.76	191,955.7
Quarter 3	69,983	164,023	164,023	814,234	859.49	196,018.4
Quarter 4	68,006	158,267	158,267	818,641	830.72	197,452.9

**Table 2. Summary of Loop Diuretic Users in the Sentinel Distributed Database (SDD) between January 1, 2000 and March 31, 2021, by Year-Quarter**

	<b>New Users</b>	<b>New Episodes</b>	<b>Adjusted Dispensings</b>	<b>Eligible Members<sup>1</sup></b>	<b>New Users per 10,000 Eligible Members<sup>1</sup></b>	<b>Eligible Member-Years<sup>1</sup></b>
<i>2004</i>						
Quarter 1	69,889	163,301	163,301	830,073	841.96	197,261.9
Quarter 2	72,343	168,208	168,208	832,299	869.19	198,454.0
Quarter 3	73,666	174,073	174,073	837,256	879.85	200,529.7
Quarter 4	72,241	175,522	175,522	835,266	864.89	200,708.6
<i>2005</i>						
Quarter 1	71,732	168,902	168,902	824,221	870.30	194,041.2
Quarter 2	72,104	169,014	169,014	813,697	886.13	195,833.1
Quarter 3	67,969	135,869	135,869	815,240	833.73	184,614.0
Quarter 4	46,274	94,681	94,681	710,635	651.16	170,089.5
<i>2006</i>						
Quarter 1	124,646	224,352	224,352	9,396,476	132.65	2,194,028.1
Quarter 2	133,315	243,137	243,137	9,505,207	140.25	2,239,724.1
Quarter 3	133,271	248,680	248,680	9,588,989	138.98	2,284,478.2
Quarter 4	130,079	243,697	243,697	9,873,879	131.74	2,375,762.4
<i>2007</i>						
Quarter 1	224,885	421,784	421,784	12,311,964	182.66	2,879,131.2
Quarter 2	238,920	455,665	455,665	12,405,509	192.59	2,942,143.9
Quarter 3	238,282	461,051	461,051	12,485,630	190.84	2,981,568.3
Quarter 4	231,448	448,740	448,740	12,427,216	186.24	2,995,636.7
<i>2008</i>						
Quarter 1	389,996	712,885	712,885	29,109,037	133.98	6,862,412.2
Quarter 2	414,390	755,718	755,718	29,175,293	142.03	6,895,222.4
Quarter 3	411,314	758,518	758,518	29,515,157	139.36	7,006,404.4
Quarter 4	397,361	731,332	731,332	29,082,888	136.63	7,008,301.5
<i>2009</i>						
Quarter 1	394,246	700,804	700,804	29,020,233	135.85	6,788,442.4
Quarter 2	409,568	732,474	732,474	28,564,103	143.39	6,800,606.7
Quarter 3	404,626	730,812	730,812	28,576,950	141.59	6,816,599.7
Quarter 4	389,832	703,599	703,599	27,943,986	139.50	6,765,964.8
<i>2010</i>						
Quarter 1	2,320,113	4,465,901	4,465,901	44,381,832	522.76	10,543,400.7
Quarter 2	2,395,195	4,666,694	4,666,694	44,189,813	542.02	10,633,278.3
Quarter 3	2,396,182	4,741,677	4,741,677	44,601,477	537.24	10,783,748.5
Quarter 4	2,333,593	4,622,690	4,622,690	44,114,615	528.98	10,782,421.3
<i>2011</i>						
Quarter 1	2,387,337	4,567,662	4,567,662	44,274,683	539.21	10,540,119.5
Quarter 2	2,445,229	4,683,825	4,683,825	44,316,288	551.77	10,675,385.8
Quarter 3	2,432,719	4,698,866	4,698,866	44,719,385	544.00	10,826,633.7
Quarter 4	2,375,536	4,559,783	4,559,783	44,541,665	533.33	10,893,441.7

**Table 2. Summary of Loop Diuretic Users in the Sentinel Distributed Database (SDD) between January 1, 2000 and March 31, 2021, by Year-Quarter**

	<b>New Users</b>	<b>New Episodes</b>	<b>Adjusted Dispensings</b>	<b>Eligible Members<sup>1</sup></b>	<b>New Users per 10,000 Eligible Members<sup>1</sup></b>	<b>Eligible Member-Years<sup>1</sup></b>
<b>2012</b>						
Quarter 1	2,433,845	4,566,113	4,566,113	44,791,589	543.37	10,788,722.1
Quarter 2	2,473,500	4,628,233	4,628,233	44,828,607	551.77	10,807,247.4
Quarter 3	2,463,540	4,646,736	4,646,736	45,256,229	544.35	10,976,263.3
Quarter 4	2,419,027	4,571,375	4,571,375	44,996,059	537.61	11,011,122.7
<b>2013</b>						
Quarter 1	2,593,978	4,721,216	4,721,216	50,412,235	514.55	12,046,265.3
Quarter 2	2,674,197	5,028,396	5,028,396	50,499,842	529.55	12,195,512.0
Quarter 3	2,672,785	5,159,216	5,159,216	51,079,079	523.26	12,430,954.1
Quarter 4	2,615,421	5,039,275	5,039,275	50,989,955	512.93	12,459,157.1
<b>2014</b>						
Quarter 1	2,638,449	4,957,014	4,957,014	52,790,021	499.80	12,593,410.5
Quarter 2	2,730,341	5,139,302	5,139,302	53,253,173	512.71	12,817,782.4
Quarter 3	2,708,702	5,156,545	5,156,545	53,454,760	506.73	12,973,217.4
Quarter 4	2,656,007	5,042,369	5,042,369	53,205,394	499.20	12,982,115.9
<b>2015</b>						
Quarter 1	2,660,213	4,893,108	4,893,108	54,590,546	487.30	12,967,521.2
Quarter 2	2,734,619	5,080,926	5,080,926	54,639,934	500.48	13,168,630.3
Quarter 3	2,730,412	5,169,153	5,169,153	54,888,397	497.45	13,340,057.9
Quarter 4	2,683,492	5,082,792	5,082,792	54,905,406	488.75	13,393,288.2
<b>2016</b>						
Quarter 1	2,707,855	5,033,103	5,033,103	56,514,289	479.15	13,608,453.6
Quarter 2	2,763,171	5,118,938	5,118,938	56,609,804	488.11	13,651,488.8
Quarter 3	2,757,868	5,150,301	5,150,301	57,027,389	483.60	13,863,465.8
Quarter 4	2,705,194	5,035,571	5,035,571	57,097,543	473.78	13,928,999.7
<b>2017</b>						
Quarter 1	2,668,080	4,856,758	4,856,758	56,998,110	468.10	13,614,865.5
Quarter 2	2,720,364	4,959,964	4,959,964	56,970,348	477.51	13,749,966.7
Quarter 3	2,706,568	4,983,263	4,983,263	57,188,906	473.27	13,892,935.2
Quarter 4	2,651,007	4,861,797	4,861,797	56,803,617	466.70	13,871,563.5
<b>2018</b>						
Quarter 1	2,602,542	4,638,196	4,638,196	56,197,060	463.11	13,429,889.5
Quarter 2	2,667,874	4,727,315	4,727,315	56,184,133	474.84	13,553,237.3
Quarter 3	2,639,143	4,695,291	4,695,291	56,502,934	467.08	13,728,837.2
Quarter 4	2,584,170	4,555,841	4,555,841	56,323,743	458.81	13,764,943.7
<b>2019</b>						
Quarter 1	2,572,711	4,376,238	4,376,238	56,210,309	457.69	13,436,594.6
Quarter 2	2,632,548	4,446,995	4,446,995	56,213,781	468.31	13,565,761.3
Quarter 3	2,623,798	4,441,086	4,441,086	56,483,328	464.53	13,723,695.3
Quarter 4	2,561,362	4,299,863	4,299,863	56,117,475	456.43	13,747,841.1



**Table 2. Summary of Loop Diuretic Users in the Sentinel Distributed Database (SDD) between January 1, 2000 and March 31, 2021, by Year-Quarter**

	<b>New Users</b>	<b>New Episodes</b>	<b>Adjusted Dispensings</b>	<b>Eligible Members<sup>1</sup></b>	<b>New Users per 10,000 Eligible Members<sup>1</sup></b>	<b>Eligible Member-Years<sup>1</sup></b>
<b>2020</b>						
Quarter 1	2,569,497	4,227,423	4,227,423	56,033,383	458.57	13,525,343.5
Quarter 2	2,569,074	4,134,176	4,134,176	55,556,787	462.42	13,469,922.1
Quarter 3	2,572,852	4,129,321	4,129,321	55,612,783	462.64	13,552,015.9
Quarter 4	2,490,467	3,939,975	3,939,975	55,003,281	452.79	13,505,511.9
<b>2021</b>						
Quarter 1	2,121,808	3,246,723	3,246,723	38,947,925	544.78	8,946,716.8
<b>Torsemide</b>						
<b>2000</b>						
Quarter 1	565	1,098	1,098	811,093	6.97	194,413.8
Quarter 2	645	1,294	1,294	809,837	7.96	195,203.4
Quarter 3	1,058	2,179	2,179	822,153	12.87	200,494.3
Quarter 4	1,236	2,624	2,624	834,982	14.80	204,571.9
<b>2001</b>						
Quarter 1	1,508	3,202	3,202	850,002	17.74	202,824.3
Quarter 2	1,839	3,853	3,853	872,597	21.08	208,700.7
Quarter 3	2,047	4,475	4,475	891,890	22.95	217,697.9
Quarter 4	2,145	4,747	4,747	903,989	23.73	220,715.8
<b>2002</b>						
Quarter 1	2,349	5,027	5,027	879,677	26.70	209,646.4
Quarter 2	2,738	5,892	5,892	890,195	30.76	211,914.6
Quarter 3	2,896	6,286	6,286	874,641	33.11	213,763.9
Quarter 4	2,853	6,522	6,522	873,850	32.65	203,839.4
<b>2003</b>						
Quarter 1	2,915	6,412	6,412	813,172	35.85	192,383.6
Quarter 2	3,011	6,627	6,627	806,537	37.33	191,955.7
Quarter 3	3,187	7,076	7,076	814,234	39.14	196,018.4
Quarter 4	3,099	6,954	6,954	818,641	37.86	197,452.9
<b>2004</b>						
Quarter 1	3,151	7,068	7,068	830,073	37.96	197,261.9
Quarter 2	3,326	7,507	7,507	832,299	39.96	198,454.0
Quarter 3	3,453	7,911	7,911	837,256	41.24	200,529.7
Quarter 4	3,388	7,908	7,908	835,266	40.56	200,708.6
<b>2005</b>						
Quarter 1	3,332	7,618	7,618	824,221	40.43	194,041.2
Quarter 2	3,320	7,570	7,570	813,697	40.80	195,833.1
Quarter 3	3,087	6,132	6,132	815,240	37.87	184,614.0
Quarter 4	2,023	4,095	4,095	710,635	28.47	170,089.5

**Table 2. Summary of Loop Diuretic Users in the Sentinel Distributed Database (SDD) between January 1, 2000 and March 31, 2021, by Year-Quarter**

	<b>New Users</b>	<b>New Episodes</b>	<b>Adjusted Dispensings</b>	<b>Eligible Members<sup>1</sup></b>	<b>New Users per 10,000 Eligible Members<sup>1</sup></b>	<b>Eligible Member-Years<sup>1</sup></b>
<i>2006</i>						
Quarter 1	8,258	14,729	14,729	9,396,476	8.79	2,194,028.1
Quarter 2	8,572	15,411	15,411	9,505,207	9.02	2,239,724.1
Quarter 3	8,489	15,632	15,632	9,588,989	8.85	2,284,478.2
Quarter 4	8,162	15,109	15,109	9,873,879	8.27	2,375,762.4
<i>2007</i>						
Quarter 1	12,150	22,040	22,040	12,311,964	9.87	2,879,131.2
Quarter 2	12,768	23,636	23,636	12,405,509	10.29	2,942,143.9
Quarter 3	12,703	23,742	23,742	12,485,630	10.17	2,981,568.3
Quarter 4	12,450	23,233	23,233	12,427,216	10.02	2,995,636.7
<i>2008</i>						
Quarter 1	22,716	40,369	40,369	29,109,037	7.80	6,862,412.2
Quarter 2	23,680	42,239	42,239	29,175,293	8.12	6,895,222.4
Quarter 3	23,464	42,388	42,388	29,515,157	7.95	7,006,404.4
Quarter 4	22,603	40,986	40,986	29,082,888	7.77	7,008,301.5
<i>2009</i>						
Quarter 1	22,259	39,063	39,063	29,020,233	7.67	6,788,442.4
Quarter 2	22,773	40,187	40,187	28,564,103	7.97	6,800,606.7
Quarter 3	22,633	40,496	40,496	28,576,950	7.92	6,816,599.7
Quarter 4	21,856	39,085	39,085	27,943,986	7.82	6,765,964.8
<i>2010</i>						
Quarter 1	114,644	212,078	212,078	44,381,832	25.83	10,543,400.7
Quarter 2	117,504	220,275	220,275	44,189,813	26.59	10,633,278.3
Quarter 3	117,269	222,952	222,952	44,601,477	26.29	10,783,748.5
Quarter 4	114,563	217,685	217,685	44,114,615	25.97	10,782,421.3
<i>2011</i>						
Quarter 1	117,071	214,769	214,769	44,274,683	26.44	10,540,119.5
Quarter 2	118,944	218,997	218,997	44,316,288	26.84	10,675,385.8
Quarter 3	118,281	219,428	219,428	44,719,385	26.45	10,826,633.7
Quarter 4	116,343	215,152	215,152	44,541,665	26.12	10,893,441.7
<i>2012</i>						
Quarter 1	120,656	217,177	217,177	44,791,589	26.94	10,788,722.1
Quarter 2	122,709	220,523	220,523	44,828,607	27.37	10,807,247.4
Quarter 3	122,582	222,328	222,328	45,256,229	27.09	10,976,263.3
Quarter 4	121,221	220,501	220,501	44,996,059	26.94	11,011,122.7
<i>2013</i>						
Quarter 1	134,146	232,572	232,572	50,412,235	26.61	12,046,265.3
Quarter 2	139,203	243,432	243,432	50,499,842	27.57	12,195,512.0
Quarter 3	140,755	248,620	248,620	51,079,079	27.56	12,430,954.1
Quarter 4	140,087	246,641	246,641	50,989,955	27.47	12,459,157.1

**Table 2. Summary of Loop Diuretic Users in the Sentinel Distributed Database (SDD) between January 1, 2000 and March 31, 2021, by Year-Quarter**

	<b>New Users</b>	<b>New Episodes</b>	<b>Adjusted Dispensings</b>	<b>Eligible Members<sup>1</sup></b>	<b>New Users per 10,000 Eligible Members<sup>1</sup></b>	<b>Eligible Member-Years<sup>1</sup></b>
<b>2014</b>						
Quarter 1	143,887	245,831	245,831	52,790,021	27.26	12,593,410.5
Quarter 2	153,141	266,404	266,404	53,253,173	28.76	12,817,782.4
Quarter 3	152,726	269,353	269,353	53,454,760	28.57	12,973,217.4
Quarter 4	151,810	266,679	266,679	53,205,394	28.53	12,982,115.9
<b>2015</b>						
Quarter 1	153,579	261,780	261,780	54,590,546	28.13	12,967,521.2
Quarter 2	158,820	273,018	273,018	54,639,934	29.07	13,168,630.3
Quarter 3	161,026	280,562	280,562	54,888,397	29.34	13,340,057.9
Quarter 4	161,593	281,458	281,458	54,905,406	29.43	13,393,288.2
<b>2016</b>						
Quarter 1	166,089	283,752	283,752	56,514,289	29.39	13,608,453.6
Quarter 2	171,071	292,902	292,902	56,609,804	30.22	13,651,488.8
Quarter 3	173,680	300,357	300,357	57,027,389	30.46	13,863,465.8
Quarter 4	174,607	300,301	300,301	57,097,543	30.58	13,928,999.7
<b>2017</b>						
Quarter 1	174,373	292,785	292,785	56,998,110	30.59	13,614,865.5
Quarter 2	180,248	304,333	304,333	56,970,348	31.64	13,749,966.7
Quarter 3	185,247	315,497	315,497	57,188,906	32.39	13,892,935.2
Quarter 4	186,685	318,997	318,997	56,803,617	32.86	13,871,563.5
<b>2018</b>						
Quarter 1	186,862	309,888	309,888	56,197,060	33.25	13,429,889.5
Quarter 2	195,006	324,795	324,795	56,184,133	34.71	13,553,237.3
Quarter 3	198,630	332,891	332,891	56,502,934	35.15	13,728,837.2
Quarter 4	201,691	334,461	334,461	56,323,743	35.81	13,764,943.7
<b>2019</b>						
Quarter 1	205,737	329,738	329,738	56,210,309	36.60	13,436,594.6
Quarter 2	214,639	344,979	344,979	56,213,781	38.18	13,565,761.3
Quarter 3	220,407	355,152	355,152	56,483,328	39.02	13,723,695.3
Quarter 4	224,190	358,154	358,154	56,117,475	39.95	13,747,841.1
<b>2020</b>						
Quarter 1	230,307	362,047	362,047	56,033,383	41.10	13,525,343.5
Quarter 2	231,819	357,505	357,505	55,556,787	41.73	13,469,922.1
Quarter 3	237,728	366,985	366,985	55,612,783	42.75	13,552,015.9
Quarter 4	237,415	362,231	362,231	55,003,281	43.16	13,505,511.9
<b>2021</b>						
Quarter 1	211,174	310,640	310,640	38,947,925	54.22	8,946,716.8

**Table 2. Summary of Loop Diuretic Users in the Sentinel Distributed Database (SDD) between January 1, 2000 and March 31, 2021, by Year-Quarter**

	New Users	New Episodes	Adjusted Dispensings	Eligible Members <sup>1</sup>	New Users per 10,000 Eligible Members <sup>1</sup>	Eligible Member-Years <sup>1</sup>
<i>Ethacrynic Acid</i>						
<b>2000</b>						
Quarter 1	57	115	115	811,093	0.70	194,413.8
Quarter 2	61	134	134	809,837	0.75	195,203.4
Quarter 3	68	160	160	822,153	0.83	200,494.3
Quarter 4	74	170	170	834,982	0.89	204,571.9
<b>2001</b>						
Quarter 1	74	174	174	850,002	0.87	202,824.3
Quarter 2	87	185	185	872,597	1.00	208,700.7
Quarter 3	69	143	143	891,890	0.77	217,697.9
Quarter 4	42	86	86	903,989	0.46	220,715.8
<b>2002</b>						
Quarter 1	30	48	48	879,677	0.34	209,646.4
Quarter 2	20	26	26	890,195	0.22	211,914.6
Quarter 3	*****	12	12	*****	0.09	213,763.9
Quarter 4	*****	14	14	*****	0.10	203,839.4
<b>2003</b>						
Quarter 1	*****	*****	*****	*****	0.02	192,383.6
Quarter 2	*****	*****	*****	*****	0.04	191,955.7
Quarter 3	*****	*****	*****	*****	0.07	196,018.4
Quarter 4	*****	*****	*****	*****	0.05	197,452.9
<b>2004</b>						
Quarter 1	*****	*****	*****	*****	0.06	197,261.9
Quarter 2	*****	18	18	*****	0.12	198,454.0
Quarter 3	20	31	31	837,256	0.24	200,529.7
Quarter 4	20	44	44	835,266	0.24	200,708.6
<b>2005</b>						
Quarter 1	21	49	49	824,221	0.25	194,041.2
Quarter 2	20	48	48	813,697	0.25	195,833.1
Quarter 3	18	38	38	815,240	0.22	184,614.0
Quarter 4	13	27	27	710,635	0.18	170,089.5
<b>2006</b>						
Quarter 1	119	185	185	9,396,476	0.13	2,194,028.1
Quarter 2	127	216	216	9,505,207	0.13	2,239,724.1
Quarter 3	131	224	224	9,588,989	0.14	2,284,478.2
Quarter 4	135	246	246	9,873,879	0.14	2,375,762.4
<b>2007</b>						
Quarter 1	211	368	368	12,311,964	0.17	2,879,131.2
Quarter 2	220	398	398	12,405,509	0.18	2,942,143.9
Quarter 3	217	406	406	12,485,630	0.17	2,981,568.3
Quarter 4	225	427	427	12,427,216	0.18	2,995,636.7

**Table 2. Summary of Loop Diuretic Users in the Sentinel Distributed Database (SDD) between January 1, 2000 and March 31, 2021, by Year-Quarter**

	<b>New Users</b>	<b>New Episodes</b>	<b>Adjusted Dispensings</b>	<b>Eligible Members<sup>1</sup></b>	<b>New Users per 10,000 Eligible Members<sup>1</sup></b>	<b>Eligible Member-Years<sup>1</sup></b>
<i>2008</i>						
Quarter 1	449	783	783	29,109,037	0.15	6,862,412.2
Quarter 2	520	904	904	29,175,293	0.18	6,895,222.4
Quarter 3	511	906	906	29,515,157	0.17	7,006,404.4
Quarter 4	517	934	934	29,082,888	0.18	7,008,301.5
<i>2009</i>						
Quarter 1	566	975	975	29,020,233	0.20	6,788,442.4
Quarter 2	573	1,019	1,019	28,564,103	0.20	6,800,606.7
Quarter 3	554	974	974	28,576,950	0.19	6,816,599.7
Quarter 4	574	1,008	1,008	27,943,986	0.21	6,765,964.8
<i>2010</i>						
Quarter 1	2,392	4,385	4,385	44,381,832	0.54	10,543,400.7
Quarter 2	2,528	4,640	4,640	44,189,813	0.57	10,633,278.3
Quarter 3	2,529	4,730	4,730	44,601,477	0.57	10,783,748.5
Quarter 4	2,493	4,738	4,738	44,114,615	0.57	10,782,421.3
<i>2011</i>						
Quarter 1	2,648	4,793	4,793	44,274,683	0.60	10,540,119.5
Quarter 2	2,655	4,888	4,888	44,316,288	0.60	10,675,385.8
Quarter 3	2,651	4,917	4,917	44,719,385	0.59	10,826,633.7
Quarter 4	2,622	4,888	4,888	44,541,665	0.59	10,893,441.7
<i>2012</i>						
Quarter 1	2,749	4,951	4,951	44,791,589	0.61	10,788,722.1
Quarter 2	2,768	4,945	4,945	44,828,607	0.62	10,807,247.4
Quarter 3	2,682	4,940	4,940	45,256,229	0.59	10,976,263.3
Quarter 4	2,689	5,001	5,001	44,996,059	0.60	11,011,122.7
<i>2013</i>						
Quarter 1	3,091	5,680	5,680	50,412,235	0.61	12,046,265.3
Quarter 2	3,236	6,072	6,072	50,499,842	0.64	12,195,512.0
Quarter 3	3,204	6,088	6,088	51,079,079	0.63	12,430,954.1
Quarter 4	3,159	6,119	6,119	50,989,955	0.62	12,459,157.1
<i>2014</i>						
Quarter 1	3,237	6,009	6,009	52,790,021	0.61	12,593,410.5
Quarter 2	3,221	6,171	6,171	53,253,173	0.60	12,817,782.4
Quarter 3	3,123	6,046	6,046	53,454,760	0.58	12,973,217.4
Quarter 4	2,934	5,694	5,694	53,205,394	0.55	12,982,115.9
<i>2015</i>						
Quarter 1	2,869	5,353	5,353	54,590,546	0.53	12,967,521.2
Quarter 2	2,782	5,347	5,347	54,639,934	0.51	13,168,630.3
Quarter 3	2,632	5,149	5,149	54,888,397	0.48	13,340,057.9
Quarter 4	2,463	4,780	4,780	54,905,406	0.45	13,393,288.2

**Table 2. Summary of Loop Diuretic Users in the Sentinel Distributed Database (SDD) between January 1, 2000 and March 31, 2021, by Year-Quarter**

	New Users	New Episodes	Adjusted Dispensings	Eligible Members <sup>1</sup>	New Users per 10,000 Eligible Members <sup>1</sup>	Eligible Member-Years <sup>1</sup>
<b>2016</b>						
Quarter 1	2,288	4,284	4,284	56,514,289	0.40	13,608,453.6
Quarter 2	2,175	4,218	4,218	56,609,804	0.38	13,651,488.8
Quarter 3	2,124	4,004	4,004	57,027,389	0.37	13,863,465.8
Quarter 4	2,115	4,041	4,041	57,097,543	0.37	13,928,999.7
<b>2017</b>						
Quarter 1	1,997	3,715	3,715	56,998,110	0.35	13,614,865.5
Quarter 2	1,968	3,672	3,672	56,970,348	0.35	13,749,966.7
Quarter 3	1,955	3,563	3,563	57,188,906	0.34	13,892,935.2
Quarter 4	1,935	3,507	3,507	56,803,617	0.34	13,871,563.5
<b>2018</b>						
Quarter 1	1,947	3,434	3,434	56,197,060	0.35	13,429,889.5
Quarter 2	2,160	3,743	3,743	56,184,133	0.38	13,553,237.3
Quarter 3	1,900	3,515	3,515	56,502,934	0.34	13,728,837.2
Quarter 4	1,760	3,261	3,261	56,323,743	0.31	13,764,943.7
<b>2019</b>						
Quarter 1	1,520	2,599	2,599	56,210,309	0.27	13,436,594.6
Quarter 2	1,370	2,519	2,519	56,213,781	0.24	13,565,761.3
Quarter 3	1,354	2,517	2,517	56,483,328	0.24	13,723,695.3
Quarter 4	1,303	2,374	2,374	56,117,475	0.23	13,747,841.1
<b>2020</b>						
Quarter 1	1,306	2,374	2,374	56,033,383	0.23	13,525,343.5
Quarter 2	1,230	2,285	2,285	55,556,787	0.22	13,469,922.1
Quarter 3	1,277	2,252	2,252	55,612,783	0.23	13,552,015.9
Quarter 4	1,472	2,557	2,557	55,003,281	0.27	13,505,511.9
<b>2021</b>						
Quarter 1	1,333	2,184	2,184	38,947,925	0.34	8,946,716.8
<b>First Use</b>						
<i>Loop Diuretics</i>						
<b>2000</b>						
Quarter 1	60,878	60,878	61,169	811,093	750.57	184,053.1
Quarter 2	11,911	11,911	11,972	750,689	158.67	179,311.4
Quarter 3	9,039	9,039	9,095	753,406	119.98	182,362.2
Quarter 4	6,845	6,845	6,885	759,564	90.12	185,058.0
<b>2001</b>						
Quarter 1	7,285	7,285	7,333	770,442	94.56	182,812.7
Quarter 2	8,617	8,617	8,677	788,911	109.23	187,203.8
Quarter 3	7,825	7,825	7,883	802,292	97.53	194,545.3
Quarter 4	6,485	6,485	6,537	809,439	80.12	196,529.6

**Table 2. Summary of Loop Diuretic Users in the Sentinel Distributed Database (SDD) between January 1, 2000 and March 31, 2021, by Year-Quarter**

	<b>New Users</b>	<b>New Episodes</b>	<b>Adjusted Dispensings</b>	<b>Eligible Members<sup>1</sup></b>	<b>New Users per 10,000 Eligible Members<sup>1</sup></b>	<b>Eligible Member-Years<sup>1</sup></b>
<i>2002</i>						
Quarter 1	6,984	6,984	7,046	782,160	89.29	185,320.8
Quarter 2	8,402	8,402	8,468	789,104	106.48	186,173.5
Quarter 3	7,468	7,468	7,523	768,669	97.15	186,577.1
Quarter 4	6,016	6,016	6,055	763,738	78.77	176,153.3
<i>2003</i>						
Quarter 1	6,048	6,048	6,104	702,570	86.08	165,071.2
Quarter 2	7,411	7,411	7,474	694,293	106.74	163,759.2
Quarter 3	6,977	6,977	7,040	698,028	99.95	166,469.1
Quarter 4	5,524	5,524	5,563	698,961	79.03	167,269.6
<i>2004</i>						
Quarter 1	6,910	6,910	6,952	708,636	97.51	166,892.6
Quarter 2	7,241	7,241	7,292	708,534	102.20	167,395.6
Quarter 3	7,055	7,055	7,096	710,097	99.35	168,341.2
Quarter 4	5,664	5,664	5,705	705,209	80.32	167,960.8
<i>2005</i>						
Quarter 1	5,542	5,542	5,577	693,099	79.96	161,874.0
Quarter 2	6,224	6,224	6,253	682,279	91.22	162,922.3
Quarter 3	4,152	4,152	4,167	681,446	60.93	152,923.4
Quarter 4	3,250	3,250	3,259	592,225	54.88	140,876.5
<i>2006</i>						
Quarter 1	126,273	126,273	126,934	9,347,511	135.09	2,163,620.6
Quarter 2	42,144	42,144	42,345	9,341,904	45.11	2,195,071.0
Quarter 3	28,418	28,418	28,534	9,396,257	30.24	2,233,203.0
Quarter 4	22,621	22,621	22,720	9,661,903	23.41	2,320,544.9
<i>2007</i>						
Quarter 1	128,322	128,322	129,117	12,095,661	106.09	2,807,079.6
Quarter 2	54,900	54,900	55,211	12,077,208	45.46	2,854,870.6
Quarter 3	40,310	40,310	40,519	12,119,869	33.26	2,885,958.2
Quarter 4	32,171	32,171	32,362	12,038,520	26.72	2,895,300.3
<i>2008</i>						
Quarter 1	214,813	214,813	215,965	28,719,033	74.80	6,735,653.9
Quarter 2	101,510	101,510	102,064	28,599,504	35.49	6,741,838.2
Quarter 3	76,772	76,772	77,185	28,870,879	26.59	6,837,339.8
Quarter 4	61,180	61,180	61,481	28,395,335	21.55	6,830,619.0
<i>2009</i>						
Quarter 1	87,534	87,534	88,084	28,357,943	30.87	6,618,457.9
Quarter 2	77,479	77,479	77,924	27,857,174	27.81	6,618,558.3
Quarter 3	64,809	64,809	65,167	27,830,839	23.29	6,624,818.7
Quarter 4	53,012	53,012	53,281	27,175,747	19.51	6,569,467.1

**Table 2. Summary of Loop Diuretic Users in the Sentinel Distributed Database (SDD) between January 1, 2000 and March 31, 2021, by Year-Quarter**

	<b>New Users</b>	<b>New Episodes</b>	<b>Adjusted Dispensings</b>	<b>Eligible Members<sup>1</sup></b>	<b>New Users per 10,000 Eligible Members<sup>1</sup></b>	<b>Eligible Member-Years<sup>1</sup></b>
<i>2010</i>						
Quarter 1	2,188,532	2,188,532	2,204,281	43,662,571	501.24	10,013,912.1
Quarter 2	525,541	525,541	528,820	41,395,011	126.96	9,878,218.2
Quarter 3	355,904	355,904	358,005	41,411,621	85.94	9,946,245.2
Quarter 4	270,989	270,989	272,566	40,706,376	66.57	9,902,360.5
<i>2011</i>						
Quarter 1	383,542	383,542	386,129	40,837,448	93.92	9,658,914.7
Quarter 2	325,468	325,468	327,423	40,656,324	80.05	9,737,775.5
Quarter 3	280,716	280,716	282,405	40,890,638	68.65	9,840,079.1
Quarter 4	235,854	235,854	237,291	40,580,954	58.12	9,880,854.8
<i>2012</i>						
Quarter 1	366,135	366,135	368,778	40,858,545	89.61	9,777,038.7
Quarter 2	294,510	294,510	296,408	40,699,894	72.36	9,757,650.6
Quarter 3	262,245	262,245	263,862	40,997,811	63.97	9,884,755.9
Quarter 4	226,288	226,288	227,765	40,635,068	55.69	9,899,750.9
<i>2013</i>						
Quarter 1	518,203	518,203	522,675	46,115,797	112.37	10,936,106.7
Quarter 2	353,511	353,511	356,121	45,881,627	77.05	11,017,229.4
Quarter 3	294,574	294,574	296,578	46,289,720	63.64	11,202,755.3
Quarter 4	246,771	246,771	248,564	46,080,860	53.55	11,208,953.5
<i>2014</i>						
Quarter 1	370,223	370,223	373,495	47,961,932	77.19	11,375,251.2
Quarter 2	328,325	328,325	330,739	48,253,535	68.04	11,551,674.3
Quarter 3	286,409	286,409	288,345	48,339,609	59.25	11,667,555.3
Quarter 4	247,645	247,645	249,406	47,995,139	51.60	11,658,991.7
<i>2015</i>						
Quarter 1	358,458	358,458	361,590	49,471,470	72.46	11,684,020.9
Quarter 2	321,985	321,985	324,555	49,388,296	65.19	11,842,379.7
Quarter 3	286,882	286,882	289,059	49,522,480	57.93	11,972,376.8
Quarter 4	249,297	249,297	251,332	49,446,823	50.42	12,008,012.4
<i>2016</i>						
Quarter 1	357,525	357,525	360,829	51,127,554	69.93	12,243,102.3
Quarter 2	313,404	313,404	315,998	51,082,452	61.35	12,257,929.6
Quarter 3	285,248	285,248	287,553	51,395,434	55.50	12,429,044.1
Quarter 4	247,992	247,992	250,266	51,376,632	48.27	12,478,880.9
<i>2017</i>						
Quarter 1	339,050	339,050	342,475	51,447,282	65.90	12,227,825.5
Quarter 2	304,716	304,716	307,443	51,313,661	59.38	12,326,005.8
Quarter 3	276,865	276,865	279,519	51,442,989	53.82	12,431,962.5
Quarter 4	242,142	242,142	244,483	50,988,487	47.49	12,398,404.2



**Table 2. Summary of Loop Diuretic Users in the Sentinel Distributed Database (SDD) between January 1, 2000 and March 31, 2021, by Year-Quarter**

	<b>New Users</b>	<b>New Episodes</b>	<b>Adjusted Dispensings</b>	<b>Eligible Members<sup>1</sup></b>	<b>New Users per 10,000 Eligible Members<sup>1</sup></b>	<b>Eligible Member-Years<sup>1</sup></b>
<b>2018</b>						
Quarter 1	317,424	317,424	320,915	50,541,519	62.80	12,021,668.0
Quarter 2	304,920	304,920	308,113	50,453,639	60.44	12,111,701.4
Quarter 3	270,797	270,797	273,437	50,692,667	53.42	12,252,703.9
Quarter 4	240,817	240,817	243,473	50,453,143	47.73	12,277,969.2
<b>2019</b>						
Quarter 1	350,410	350,410	354,989	50,493,389	69.40	12,008,041.1
Quarter 2	315,071	315,071	318,872	50,389,769	62.53	12,100,201.0
Quarter 3	286,006	286,006	289,308	50,578,268	56.55	12,223,132.4
Quarter 4	247,358	247,358	250,527	50,154,517	49.32	12,234,691.1
<b>2020</b>						
Quarter 1	381,005	381,005	386,077	50,294,792	75.75	12,073,298.6
Quarter 2	277,849	277,849	281,711	49,701,519	55.90	12,004,370.6
Quarter 3	275,347	275,347	278,941	49,727,526	55.37	12,059,316.4
Quarter 4	233,247	233,247	236,197	49,095,239	47.51	12,009,235.0
<b>2021</b>						
Quarter 1	265,132	265,132	267,657	33,729,411	78.61	7,713,551.5
<b>Bumetanide</b>						
<b>2000</b>						
Quarter 1	1,452	1,452	1,452	811,093	17.90	194,173.3
Quarter 2	506	506	506	808,429	6.26	194,800.8
Quarter 3	445	445	445	820,292	5.42	199,981.7
Quarter 4	357	357	357	832,760	4.29	203,978.9
<b>2001</b>						
Quarter 1	369	369	369	847,499	4.35	202,179.6
Quarter 2	496	496	496	869,840	5.70	207,970.0
Quarter 3	436	436	436	888,748	4.91	216,867.7
Quarter 4	401	401	401	900,552	4.45	219,820.1
<b>2002</b>						
Quarter 1	546	546	546	875,967	6.23	208,696.9
Quarter 2	669	669	669	886,117	7.55	210,842.7
Quarter 3	520	520	520	870,099	5.98	212,580.5
Quarter 4	416	416	416	868,982	4.79	202,600.3
<b>2003</b>						
Quarter 1	415	415	415	808,186	5.13	191,142.0
Quarter 2	547	547	547	801,381	6.83	190,637.5
Quarter 3	522	522	522	808,720	6.45	194,599.5
Quarter 4	414	414	414	812,829	5.09	195,973.1

**Table 2. Summary of Loop Diuretic Users in the Sentinel Distributed Database (SDD) between January 1, 2000 and March 31, 2021, by Year-Quarter**

	New Users	New Episodes	Adjusted Dispensings	Eligible Members <sup>1</sup>	New Users per 10,000 Eligible Members <sup>1</sup>	Eligible Member-Years <sup>1</sup>
<i>2004</i>						
Quarter 1	505	505	505	824,094	6.13	195,752.1
Quarter 2	527	527	527	826,090	6.38	196,879.9
Quarter 3	530	530	530	830,735	6.38	198,863.0
Quarter 4	416	416	416	828,505	5.02	198,995.3
<i>2005</i>						
Quarter 1	467	467	467	817,324	5.71	192,326.8
Quarter 2	441	441	441	806,628	5.47	194,058.0
Quarter 3	283	283	283	808,002	3.50	182,876.0
Quarter 4	280	280	280	704,076	3.98	168,459.1
<i>2006</i>						
Quarter 1	5,696	5,696	5,696	9,393,869	6.06	2,192,573.4
Quarter 2	1,857	1,857	1,857	9,497,567	1.96	2,237,655.5
Quarter 3	1,213	1,213	1,213	9,580,111	1.27	2,282,125.4
Quarter 4	1,071	1,071	1,071	9,864,233	1.09	2,373,237.7
<i>2007</i>						
Quarter 1	5,703	5,703	5,703	12,302,021	4.64	2,875,865.1
Quarter 2	2,631	2,631	2,631	12,390,606	2.12	2,938,171.8
Quarter 3	1,971	1,971	1,971	12,469,004	1.58	2,977,212.3
Quarter 4	1,698	1,698	1,698	12,409,495	1.37	2,991,042.5
<i>2008</i>						
Quarter 1	9,797	9,797	9,797	29,091,198	3.37	6,856,635.4
Quarter 2	4,984	4,984	4,984	29,149,088	1.71	6,888,200.3
Quarter 3	3,974	3,974	3,974	29,485,538	1.35	6,998,606.1
Quarter 4	3,337	3,337	3,337	29,051,067	1.15	7,000,013.1
<i>2009</i>						
Quarter 1	4,395	4,395	4,395	28,989,138	1.52	6,780,441.5
Quarter 2	4,104	4,104	4,104	28,530,801	1.44	6,791,997.9
Quarter 3	3,578	3,578	3,578	28,541,578	1.25	6,807,452.5
Quarter 4	3,073	3,073	3,073	27,907,267	1.10	6,756,530.8
<i>2010</i>						
Quarter 1	99,700	99,700	99,700	44,347,080	22.48	10,519,042.9
Quarter 2	28,553	28,553	28,553	44,061,036	6.48	10,598,059.7
Quarter 3	22,172	22,172	22,172	44,451,265	4.99	10,743,772.3
Quarter 4	18,605	18,605	18,605	43,950,145	4.23	10,739,356.5
<i>2011</i>						
Quarter 1	24,025	24,025	24,025	44,105,031	5.45	10,496,142.0
Quarter 2	20,995	20,995	20,995	44,132,222	4.76	10,627,814.2
Quarter 3	18,932	18,932	18,932	44,523,876	4.25	10,775,875.5
Quarter 4	16,906	16,906	16,906	44,336,611	3.81	10,840,599.2

**Table 2. Summary of Loop Diuretic Users in the Sentinel Distributed Database (SDD) between January 1, 2000 and March 31, 2021, by Year-Quarter**

	<b>New Users</b>	<b>New Episodes</b>	<b>Adjusted Dispensings</b>	<b>Eligible Members<sup>1</sup></b>	<b>New Users per 10,000 Eligible Members<sup>1</sup></b>	<b>Eligible Member-Years<sup>1</sup></b>
<b>2012</b>						
Quarter 1	24,459	24,459	24,459	44,585,053	5.49	10,735,144.8
Quarter 2	20,652	20,652	20,652	44,608,691	4.63	10,750,922.4
Quarter 3	18,512	18,512	18,512	45,026,631	4.11	10,917,029.0
Quarter 4	17,120	17,120	17,120	44,758,769	3.82	10,950,260.9
<b>2013</b>						
Quarter 1	34,874	34,874	34,874	50,176,329	6.95	11,984,792.4
Quarter 2	27,015	27,015	27,015	50,242,522	5.38	12,129,197.2
Quarter 3	23,272	23,272	23,272	50,808,051	4.58	12,360,882.4
Quarter 4	21,163	21,163	21,163	50,708,658	4.17	12,386,878.5
<b>2014</b>						
Quarter 1	25,657	25,657	25,657	52,509,054	4.89	12,522,197.8
Quarter 2	19,087	19,087	19,087	52,961,462	3.60	12,744,232.6
Quarter 3	20,013	20,013	20,013	53,159,165	3.76	12,897,622.2
Quarter 4	19,162	19,162	19,162	52,903,796	3.62	12,905,187.5
<b>2015</b>						
Quarter 1	25,960	25,960	25,960	54,292,106	4.78	12,892,419.5
Quarter 2	25,215	25,215	25,215	54,332,337	4.64	13,090,477.0
Quarter 3	23,469	23,469	23,469	54,571,438	4.30	13,258,752.4
Quarter 4	22,120	22,120	22,120	54,580,113	4.05	13,310,160.4
<b>2016</b>						
Quarter 1	28,784	28,784	28,784	56,189,338	5.12	13,525,644.3
Quarter 2	27,422	27,422	27,422	56,273,696	4.87	13,566,076.6
Quarter 3	25,041	25,041	25,041	56,680,989	4.42	13,774,700.7
Quarter 4	24,074	24,074	24,074	56,742,546	4.24	13,838,330.9
<b>2017</b>						
Quarter 1	30,152	30,152	30,152	56,649,379	5.32	13,527,120.7
Quarter 2	28,944	28,944	28,944	56,611,453	5.11	13,658,833.2
Quarter 3	27,729	27,729	27,729	56,819,797	4.88	13,798,324.9
Quarter 4	24,734	24,734	24,734	56,424,896	4.38	13,774,879.6
<b>2018</b>						
Quarter 1	28,076	28,076	28,076	55,825,406	5.03	13,336,992.4
Quarter 2	28,375	28,375	28,375	55,806,311	5.08	13,457,647.4
Quarter 3	26,607	26,607	26,607	56,117,258	4.74	13,630,222.5
Quarter 4	25,493	25,493	25,493	55,930,826	4.56	13,664,701.6
<b>2019</b>						
Quarter 1	33,303	33,303	33,303	55,823,667	5.97	13,339,337.3
Quarter 2	32,669	32,669	32,669	55,816,834	5.85	13,464,967.6
Quarter 3	30,724	30,724	30,724	56,075,931	5.48	13,619,271.9
Quarter 4	28,426	28,426	28,426	55,701,288	5.10	13,641,377.0

**Table 2. Summary of Loop Diuretic Users in the Sentinel Distributed Database (SDD) between January 1, 2000 and March 31, 2021, by Year-Quarter**

	New Users	New Episodes	Adjusted Dispensings	Eligible Members <sup>1</sup>	New Users per 10,000 Eligible Members <sup>1</sup>	Eligible Member-Years <sup>1</sup>
<b>2020</b>						
Quarter 1	37,919	37,919	37,919	55,628,447	6.82	13,422,060.1
Quarter 2	29,297	29,297	29,297	55,140,197	5.31	13,365,099.0
Quarter 3	28,627	28,627	28,627	55,191,235	5.19	13,444,555.3
Quarter 4	26,155	26,155	26,155	54,578,280	4.79	13,397,296.4
<b>2021</b>						
Quarter 1	28,363	28,363	28,363	38,565,201	7.35	8,856,148.3
<b>Furosemide</b>						
<b>2000</b>						
Quarter 1	59,266	59,266	59,266	811,093	730.69	184,334.9
Quarter 2	11,658	11,658	11,658	752,252	154.97	179,727.0
Quarter 3	8,696	8,696	8,696	755,174	115.15	182,842.8
Quarter 4	6,613	6,613	6,613	761,600	86.83	185,591.9
<b>2001</b>						
Quarter 1	7,064	7,064	7,064	772,648	91.43	183,369.6
Quarter 2	8,346	8,346	8,346	791,257	105.48	187,813.2
Quarter 3	7,589	7,589	7,589	804,826	94.29	195,201.0
Quarter 4	6,291	6,291	6,291	812,129	77.46	197,217.4
<b>2002</b>						
Quarter 1	6,736	6,736	6,736	784,963	85.81	186,026.0
Quarter 2	8,034	8,034	8,034	792,069	101.43	186,944.6
Quarter 3	7,235	7,235	7,235	771,892	93.73	187,404.5
Quarter 4	5,862	5,862	5,862	767,089	76.42	176,988.1
<b>2003</b>						
Quarter 1	5,874	5,874	5,874	705,875	83.22	165,887.5
Quarter 2	7,181	7,181	7,181	697,622	102.94	164,595.5
Quarter 3	6,789	6,789	6,789	701,499	96.78	167,345.4
Quarter 4	5,399	5,399	5,399	702,509	76.85	168,159.9
<b>2004</b>						
Quarter 1	6,684	6,684	6,684	712,202	93.85	167,785.5
Quarter 2	7,023	7,023	7,023	712,187	98.61	168,314.2
Quarter 3	6,840	6,840	6,840	713,858	95.82	169,288.0
Quarter 4	5,492	5,492	5,492	709,037	77.46	168,922.9
<b>2005</b>						
Quarter 1	5,402	5,402	5,402	696,949	77.51	162,816.9
Quarter 2	6,126	6,126	6,126	686,123	89.28	163,874.7
Quarter 3	4,111	4,111	4,111	685,267	59.99	153,813.6
Quarter 4	3,216	3,216	3,216	595,486	54.01	141,670.1

**Table 2. Summary of Loop Diuretic Users in the Sentinel Distributed Database (SDD) between January 1, 2000 and March 31, 2021, by Year-Quarter**

	<b>New Users</b>	<b>New Episodes</b>	<b>Adjusted Dispensings</b>	<b>Eligible Members<sup>1</sup></b>	<b>New Users per 10,000 Eligible Members<sup>1</sup></b>	<b>Eligible Member-Years<sup>1</sup></b>
<i>2006</i>						
Quarter 1	113,572	113,572	113,572	9,348,805	121.48	2,165,907.0
Quarter 2	39,218	39,218	39,218	9,355,176	41.92	2,198,663.4
Quarter 3	26,744	26,744	26,744	9,411,477	28.42	2,237,191.6
Quarter 4	21,491	21,491	21,491	9,678,081	22.21	2,324,709.1
<i>2007</i>						
Quarter 1	119,150	119,150	119,150	12,111,667	98.38	2,812,420.1
Quarter 2	51,945	51,945	51,945	12,101,235	42.93	2,861,150.7
Quarter 3	38,546	38,546	38,546	12,145,648	31.74	2,892,574.7
Quarter 4	30,736	30,736	30,736	12,064,940	25.48	2,902,036.4
<i>2008</i>						
Quarter 1	195,719	195,719	195,719	28,744,829	68.09	6,744,896.8
Quarter 2	95,148	95,148	95,148	28,642,417	33.22	6,753,179.3
Quarter 3	72,770	72,770	72,770	28,917,836	25.16	6,849,476.8
Quarter 4	58,258	58,258	58,258	28,443,964	20.48	6,843,050.9
<i>2009</i>						
Quarter 1	82,282	82,282	82,282	28,403,518	28.97	6,630,122.1
Quarter 2	73,669	73,669	73,669	27,905,251	26.40	6,630,781.1
Quarter 3	61,829	61,829	61,829	27,880,250	22.18	6,637,424.4
Quarter 4	50,759	50,759	50,759	27,225,748	18.64	6,582,143.3
<i>2010</i>						
Quarter 1	2,012,380	2,012,380	2,012,380	43,707,991	460.41	10,054,236.6
Quarter 2	496,831	496,831	496,831	41,608,559	119.41	9,934,718.6
Quarter 3	340,460	340,460	340,460	41,644,994	81.75	10,006,281.8
Quarter 4	260,363	260,363	260,363	40,946,201	63.59	9,963,381.1
<i>2011</i>						
Quarter 1	364,226	364,226	364,226	41,073,098	88.68	9,718,798.5
Quarter 2	313,727	313,727	313,727	40,901,923	76.70	9,799,608.6
Quarter 3	271,309	271,309	271,309	41,138,962	65.95	9,903,068.2
Quarter 4	228,197	228,197	228,197	40,830,491	55.89	9,943,887.0
<i>2012</i>						
Quarter 1	346,854	346,854	346,854	41,100,937	84.39	9,839,285.1
Quarter 2	283,809	283,809	283,809	40,952,557	69.30	9,821,123.3
Quarter 3	253,471	253,471	253,471	41,252,503	61.44	9,949,306.2
Quarter 4	219,166	219,166	219,166	40,890,384	53.60	9,964,160.7
<i>2013</i>						
Quarter 1	480,592	480,592	480,592	46,362,514	103.66	11,001,317.6
Quarter 2	337,190	337,190	337,190	46,156,214	73.05	11,086,912.5
Quarter 3	282,412	282,412	282,412	46,571,117	60.64	11,274,407.2
Quarter 4	237,429	237,429	237,429	46,365,531	51.21	11,280,982.7

**Table 2. Summary of Loop Diuretic Users in the Sentinel Distributed Database (SDD) between January 1, 2000 and March 31, 2021, by Year-Quarter**

	<b>New Users</b>	<b>New Episodes</b>	<b>Adjusted Dispensings</b>	<b>Eligible Members<sup>1</sup></b>	<b>New Users per 10,000 Eligible Members<sup>1</sup></b>	<b>Eligible Member-Years<sup>1</sup></b>
<i>2014</i>						
Quarter 1	354,963	354,963	354,963	48,237,719	73.59	11,444,852.3
Quarter 2	323,957	323,957	323,957	48,534,499	66.75	11,620,903.9
Quarter 3	276,924	276,924	276,924	48,615,169	56.96	11,737,301.3
Quarter 4	239,760	239,760	239,760	48,271,529	49.67	11,728,745.8
<i>2015</i>						
Quarter 1	340,289	340,289	340,289	49,739,092	68.41	11,751,434.7
Quarter 2	310,227	310,227	310,227	49,664,035	62.47	11,911,568.9
Quarter 3	276,567	276,567	276,567	49,800,579	55.53	12,042,842.7
Quarter 4	240,109	240,109	240,109	49,726,683	48.29	12,078,733.9
<i>2016</i>						
Quarter 1	338,408	338,408	338,408	51,401,480	65.84	12,312,998.4
Quarter 2	300,876	300,876	300,876	51,365,635	58.58	12,329,065.7
Quarter 3	273,943	273,943	273,943	51,681,650	53.01	12,501,666.3
Quarter 4	238,113	238,113	238,113	51,665,457	46.09	12,551,909.0
<i>2017</i>						
Quarter 1	320,247	320,247	320,247	51,723,375	61.92	12,297,386.8
Quarter 2	291,494	291,494	291,494	51,598,050	56.49	12,397,491.8
Quarter 3	264,914	264,914	264,914	51,730,787	51.21	12,504,977.1
Quarter 4	231,746	231,746	231,746	51,278,613	45.19	12,471,831.8
<i>2018</i>						
Quarter 1	299,750	299,750	299,750	50,821,684	58.98	12,091,979.1
Quarter 2	291,621	291,621	291,621	50,740,451	57.47	12,183,721.0
Quarter 3	258,044	258,044	258,044	50,982,361	50.61	12,326,313.3
Quarter 4	229,599	229,599	229,599	50,745,932	45.24	12,352,139.3
<i>2019</i>						
Quarter 1	326,186	326,186	326,186	50,777,427	64.24	12,080,161.0
Quarter 2	298,674	298,674	298,674	50,686,313	58.93	12,174,959.2
Quarter 3	270,545	270,545	270,545	50,879,952	53.17	12,300,011.9
Quarter 4	233,549	233,549	233,549	50,460,686	46.28	12,312,624.7
<i>2020</i>						
Quarter 1	350,170	350,170	350,170	50,590,848	69.22	12,149,914.4
Quarter 2	260,635	260,635	260,635	50,014,409	52.11	12,083,147.9
Quarter 3	258,823	258,823	258,823	50,044,928	51.72	12,140,094.0
Quarter 4	219,290	219,290	219,290	49,415,893	44.38	12,090,682.0
<i>2021</i>						
Quarter 1	243,468	243,468	243,468	34,008,040	71.59	7,779,955.8

**Table 2. Summary of Loop Diuretic Users in the Sentinel Distributed Database (SDD) between January 1, 2000 and March 31, 2021, by Year-Quarter**

	New Users	New Episodes	Adjusted Dispensings	Eligible Members <sup>1</sup>	New Users per 10,000 Eligible Members <sup>1</sup>	Eligible Member-Years <sup>1</sup>
<i>Torsemide</i>						
<b>2000</b>						
Quarter 1	565	565	565	811,093	6.97	194,328.0
Quarter 2	273	273	273	809,286	3.37	195,037.0
Quarter 3	543	543	543	821,360	6.61	200,230.1
Quarter 4	428	428	428	833,691	5.13	204,199.8
<b>2001</b>						
Quarter 1	502	502	502	848,345	5.92	202,369.8
Quarter 2	604	604	604	870,548	6.94	208,134.1
Quarter 3	576	576	576	889,353	6.48	217,006.0
Quarter 4	546	546	546	901,022	6.06	219,918.5
<b>2002</b>						
Quarter 1	580	580	580	876,306	6.62	208,772.1
Quarter 2	792	792	792	886,426	8.93	210,899.5
Quarter 3	664	664	664	870,263	7.63	212,602.4
Quarter 4	480	480	480	868,992	5.52	202,592.5
<b>2003</b>						
Quarter 1	516	516	516	808,122	6.39	191,113.1
Quarter 2	588	588	588	801,237	7.34	190,602.9
Quarter 3	629	629	629	808,537	7.78	194,541.1
Quarter 4	462	462	462	812,547	5.69	195,896.2
<b>2004</b>						
Quarter 1	520	520	520	823,750	6.31	195,672.0
Quarter 2	584	584	584	825,778	7.07	196,792.7
Quarter 3	582	582	582	830,382	7.01	198,769.9
Quarter 4	459	459	459	828,062	5.54	198,878.3
<b>2005</b>						
Quarter 1	408	408	408	816,849	4.99	192,225.1
Quarter 2	439	439	439	806,262	5.44	193,961.1
Quarter 3	265	265	265	807,626	3.28	182,797.0
Quarter 4	210	210	210	703,822	2.98	168,405.5
<b>2006</b>						
Quarter 1	7,868	7,868	7,868	9,394,011	8.38	2,192,278.6
Quarter 2	2,334	2,334	2,334	9,495,623	2.46	2,237,113.7
Quarter 3	1,573	1,573	1,573	9,577,848	1.64	2,281,529.3
Quarter 4	1,191	1,191	1,191	9,861,733	1.21	2,372,609.5
<b>2007</b>						
Quarter 1	5,544	5,544	5,544	12,299,677	4.51	2,875,330.4
Quarter 2	2,694	2,694	2,694	12,388,547	2.17	2,937,663.9
Quarter 3	2,043	2,043	2,043	12,466,934	1.64	2,976,681.9
Quarter 4	1,717	1,717	1,717	12,407,357	1.38	2,990,507.5

**Table 2. Summary of Loop Diuretic Users in the Sentinel Distributed Database (SDD) between January 1, 2000 and March 31, 2021, by Year-Quarter**

	<b>New Users</b>	<b>New Episodes</b>	<b>Adjusted Dispensings</b>	<b>Eligible Members<sup>1</sup></b>	<b>New Users per 10,000 Eligible Members<sup>1</sup></b>	<b>Eligible Member- Years<sup>1</sup></b>
<i>2008</i>						
Quarter 1	12,425	12,425	12,425	29,089,091	4.27	6,855,705.1
Quarter 2	5,336	5,336	5,336	29,144,485	1.83	6,887,022.3
Quarter 3	3,871	3,871	3,871	29,480,891	1.31	6,997,452.3
Quarter 4	3,088	3,088	3,088	29,046,620	1.06	6,998,936.2
<i>2009</i>						
Quarter 1	4,519	4,519	4,519	28,985,543	1.56	6,779,539.3
Quarter 2	3,874	3,874	3,874	28,527,150	1.36	6,791,138.3
Quarter 3	3,300	3,300	3,300	28,538,326	1.16	6,806,686.2
Quarter 4	2,831	2,831	2,831	27,904,376	1.01	6,755,825.4
<i>2010</i>						
Quarter 1	97,693	97,693	97,693	44,345,176	22.03	10,518,912.6
Quarter 2	25,526	25,526	25,526	44,060,687	5.79	10,598,223.8
Quarter 3	17,760	17,760	17,760	44,452,964	4.00	10,744,651.4
Quarter 4	14,429	14,429	14,429	43,955,163	3.28	10,741,045.3
<i>2011</i>						
Quarter 1	19,816	19,816	19,816	44,112,639	4.49	10,498,415.1
Quarter 2	17,192	17,192	17,192	44,142,472	3.89	10,630,683.6
Quarter 3	15,077	15,077	15,077	44,536,384	3.39	10,779,349.9
Quarter 4	13,483	13,483	13,483	44,351,361	3.04	10,844,579.1
<i>2012</i>						
Quarter 1	20,598	20,598	20,598	44,601,234	4.62	10,739,458.6
Quarter 2	16,961	16,961	16,961	44,626,596	3.80	10,755,661.0
Quarter 3	15,123	15,123	15,123	45,046,284	3.36	10,922,258.0
Quarter 4	13,982	13,982	13,982	44,780,002	3.12	10,955,772.9
<i>2013</i>						
Quarter 1	30,591	30,591	30,591	50,197,628	6.09	11,990,357.0
Quarter 2	22,041	22,041	22,041	50,265,773	4.38	12,135,356.7
Quarter 3	18,745	18,745	18,745	50,833,575	3.69	12,367,641.6
Quarter 4	16,993	16,993	16,993	50,735,986	3.35	12,394,007.5
<i>2014</i>						
Quarter 1	25,974	25,974	25,974	52,538,185	4.94	12,529,413.2
Quarter 2	26,497	26,497	26,497	52,987,817	5.00	12,749,353.4
Quarter 3	20,271	20,271	20,271	53,175,941	3.81	12,901,535.7
Quarter 4	18,634	18,634	18,634	52,918,553	3.52	12,908,744.6
<i>2015</i>						
Quarter 1	25,030	25,030	25,030	54,306,146	4.61	12,895,786.7
Quarter 2	23,561	23,561	23,561	54,345,493	4.34	13,093,703.6
Quarter 3	21,412	21,412	21,412	54,584,235	3.92	13,262,079.7
Quarter 4	20,445	20,445	20,445	54,593,368	3.74	13,313,524.1



**Table 2. Summary of Loop Diuretic Users in the Sentinel Distributed Database (SDD) between January 1, 2000 and March 31, 2021, by Year-Quarter**

	New Users	New Episodes	Adjusted Dispensings	Eligible Members <sup>1</sup>	New Users per 10,000 Eligible Members <sup>1</sup>	Eligible Member-Years <sup>1</sup>
<b>2016</b>						
Quarter 1	27,375	27,375	27,375	56,202,833	4.87	13,528,907.0
Quarter 2	25,215	25,215	25,215	56,286,907	4.48	13,569,408.7
Quarter 3	23,361	23,361	23,361	56,694,413	4.12	13,778,102.8
Quarter 4	22,123	22,123	22,123	56,755,904	3.90	13,841,728.7
<b>2017</b>						
Quarter 1	28,554	28,554	28,554	56,664,295	5.04	13,530,753.7
Quarter 2	27,052	27,052	27,052	56,626,044	4.78	13,662,520.1
Quarter 3	26,944	26,944	26,944	56,834,072	4.74	13,801,866.9
Quarter 4	24,457	24,457	24,457	56,438,311	4.33	13,778,121.8
<b>2018</b>						
Quarter 1	30,534	30,534	30,534	55,837,007	5.47	13,339,389.0
Quarter 2	30,757	30,757	30,757	55,813,429	5.51	13,458,894.8
Quarter 3	28,276	28,276	28,276	56,120,203	5.04	13,630,601.5
Quarter 4	28,002	28,002	28,002	55,930,941	5.01	13,664,284.7
<b>2019</b>						
Quarter 1	37,099	37,099	37,099	55,821,660	6.65	13,338,279.7
Quarter 2	35,501	35,501	35,501	55,810,047	6.36	13,462,827.8
Quarter 3	33,277	33,277	33,277	56,065,468	5.94	13,616,270.4
Quarter 4	31,926	31,926	31,926	55,687,451	5.73	13,637,342.7
<b>2020</b>						
Quarter 1	41,660	41,660	41,660	55,609,678	7.49	13,416,862.8
Quarter 2	31,292	31,292	31,292	55,117,298	5.68	13,359,306.0
Quarter 3	33,884	33,884	33,884	55,166,687	6.14	13,437,706.3
Quarter 4	31,396	31,396	31,396	54,548,078	5.76	13,388,999.4
<b>2021</b>						
Quarter 1	34,756	34,756	34,756	38,535,980	9.02	8,847,798.2
<b>Ethacrynic Acid</b>						
<b>2000</b>						
Quarter 1	57	57	57	811,093	0.70	194,404.7
Quarter 2	25	25	25	809,781	0.31	195,187.4
Quarter 3	24	24	24	822,076	0.29	200,471.4
Quarter 4	24	24	24	834,883	0.29	204,543.9
<b>2001</b>						
Quarter 1	13	13	13	849,882	0.15	202,793.7
Quarter 2	19	19	19	872,467	0.22	208,666.1
Quarter 3	18	18	18	891,744	0.20	217,659.2
Quarter 4	*****	*****	*****	*****	0.11	220,675.8

**Table 2. Summary of Loop Diuretic Users in the Sentinel Distributed Database (SDD) between January 1, 2000 and March 31, 2021, by Year-Quarter**

	New Users	New Episodes	Adjusted Dispensings	Eligible Members <sup>1</sup>	New Users per 10,000 Eligible Members <sup>1</sup>	Eligible Member-Years <sup>1</sup>
<i>2002</i>						
Quarter 1	*****	*****	*****	*****	0.03	209,607.6
Quarter 2	*****	*****	*****	*****	0.10	211,875.0
Quarter 3	*****	*****	*****	*****	0.05	213,724.0
Quarter 4	*****	*****	*****	*****	0.06	203,800.0
<i>2003</i>						
Quarter 1	*****	*****	*****	*****	0.01	192,346.9
Quarter 2	*****	*****	*****	*****	0.02	191,919.8
Quarter 3	*****	*****	*****	*****	0.04	195,981.9
Quarter 4	*****	*****	*****	*****	0.05	197,415.4
<i>2004</i>						
Quarter 1	*****	*****	*****	*****	0.02	197,225.0
Quarter 2	*****	*****	*****	*****	0.07	198,416.8
Quarter 3	14	14	14	837,101	0.17	200,489.9
Quarter 4	*****	*****	*****	*****	0.10	200,666.0
<i>2005</i>						
Quarter 1	*****	*****	*****	*****	0.10	193,999.7
Quarter 2	*****	*****	*****	*****	0.04	195,790.9
Quarter 3	*****	*****	*****	*****	0.05	184,574.4
Quarter 4	*****	*****	*****	*****	0.06	170,052.4
<i>2006</i>						
Quarter 1	118	118	118	9,396,431	0.13	2,194,001.0
Quarter 2	56	56	56	9,505,056	0.06	2,239,680.8
Quarter 3	45	45	45	9,588,790	0.05	2,284,422.5
Quarter 4	49	49	49	9,873,639	0.05	2,375,696.2
<i>2007</i>						
Quarter 1	105	105	105	12,311,697	0.09	2,879,052.9
Quarter 2	73	73	73	12,405,149	0.06	2,942,046.3
Quarter 3	54	54	54	12,485,208	0.04	2,981,457.6
Quarter 4	64	64	64	12,426,765	0.05	2,995,515.0
<i>2008</i>						
Quarter 1	299	299	299	29,108,567	0.10	6,862,255.0
Quarter 2	196	196	196	29,174,553	0.07	6,895,015.9
Quarter 3	138	138	138	29,514,272	0.05	7,006,167.7
Quarter 4	137	137	137	29,081,903	0.05	7,008,039.0
<i>2009</i>						
Quarter 1	184	184	184	29,019,225	0.06	6,788,179.0
Quarter 2	145	145	145	28,562,979	0.05	6,800,314.4
Quarter 3	134	134	134	28,575,747	0.05	6,816,283.8
Quarter 4	137	137	137	27,942,704	0.05	6,765,631.6

**Table 2. Summary of Loop Diuretic Users in the Sentinel Distributed Database (SDD) between January 1, 2000 and March 31, 2021, by Year-Quarter**

	New Users	New Episodes	Adjusted Dispensings	Eligible Members <sup>1</sup>	New Users per 10,000 Eligible Members <sup>1</sup>	Eligible Member-Years <sup>1</sup>
<i>2010</i>						
Quarter 1	2,000	2,000	2,000	44,380,607	0.45	10,542,795.4
Quarter 2	805	805	805	44,186,713	0.18	10,632,417.3
Quarter 3	621	621	621	44,597,736	0.14	10,782,743.0
Quarter 4	573	573	573	44,110,428	0.13	10,781,305.8
<i>2011</i>						
Quarter 1	760	760	760	44,270,236	0.17	10,538,950.7
Quarter 2	658	658	658	44,311,290	0.15	10,674,077.0
Quarter 3	604	604	604	44,713,948	0.14	10,825,207.1
Quarter 4	530	530	530	44,535,827	0.12	10,891,927.5
<i>2012</i>						
Quarter 1	748	748	748	44,785,666	0.17	10,787,177.3
Quarter 2	655	655	655	44,822,200	0.15	10,805,592.8
Quarter 3	584	584	584	45,249,425	0.13	10,974,498.2
Quarter 4	574	574	574	44,988,920	0.13	11,009,280.6
<i>2013</i>						
Quarter 1	1,035	1,035	1,035	50,405,042	0.21	12,044,386.9
Quarter 2	809	809	809	50,491,913	0.16	12,193,460.8
Quarter 3	764	764	764	51,070,645	0.15	12,428,762.7
Quarter 4	664	664	664	50,981,090	0.13	12,456,868.2
<i>2014</i>						
Quarter 1	812	812	812	52,781,036	0.15	12,591,132.1
Quarter 2	678	678	678	53,243,755	0.13	12,815,387.4
Quarter 3	601	601	601	53,445,050	0.11	12,970,726.6
Quarter 4	507	507	507	53,195,430	0.10	12,979,580.3
<i>2015</i>						
Quarter 1	631	631	631	54,580,711	0.12	12,965,061.9
Quarter 2	587	587	587	54,629,879	0.11	13,166,090.4
Quarter 3	480	480	480	54,878,114	0.09	13,337,437.0
Quarter 4	387	387	387	54,894,982	0.07	13,390,649.1
<i>2016</i>						
Quarter 1	462	462	462	56,504,044	0.08	13,605,882.9
Quarter 2	385	385	385	56,599,478	0.07	13,648,902.3
Quarter 3	386	386	386	57,017,030	0.07	13,860,845.0
Quarter 4	393	393	393	57,087,161	0.07	13,926,369.0
<i>2017</i>						
Quarter 1	432	432	432	56,988,052	0.08	13,612,376.4
Quarter 2	404	404	404	56,960,243	0.07	13,747,436.0
Quarter 3	354	354	354	57,178,759	0.06	13,890,366.6
Quarter 4	347	347	347	56,793,472	0.06	13,869,000.1

**Table 2. Summary of Loop Diuretic Users in the Sentinel Distributed Database (SDD) between January 1, 2000 and March 31, 2021, by Year-Quarter**

	New Users	New Episodes	Adjusted Dispensings	Eligible Members <sup>1</sup>	New Users per 10,000 Eligible Members <sup>1</sup>	Eligible Member-Years <sup>1</sup>
<b>2018</b>						
Quarter 1	485	485	485	56,187,222	0.09	13,427,446.7
Quarter 2	624	624	624	56,174,211	0.11	13,550,724.4
Quarter 3	379	379	379	56,492,804	0.07	13,726,267.6
Quarter 4	288	288	288	56,313,580	0.05	13,762,382.1
<b>2019</b>						
Quarter 1	307	307	307	56,200,634	0.05	13,434,209.4
Quarter 2	287	287	287	56,204,195	0.05	13,563,377.0
Quarter 3	262	262	262	56,473,876	0.05	13,721,317.7
Quarter 4	238	238	238	56,108,094	0.04	13,745,475.9
<b>2020</b>						
Quarter 1	298	298	298	56,024,350	0.05	13,523,093.9
Quarter 2	211	211	211	55,547,827	0.04	13,467,705.7
Quarter 3	230	230	230	55,603,993	0.04	13,549,807.7
Quarter 4	327	327	327	54,994,592	0.06	13,503,315.7
<b>2021</b>						
Quarter 1	284	284	284	38,940,171	0.07	8,944,835.2
<b>First Use with 365 Days of Enrollment</b>						
<i>Loop Diuretics</i>						
<b>2000</b>						
Quarter 1	0	0	0	0	NaN	0.0
Quarter 2	0	0	0	0	NaN	0.0
Quarter 3	0	0	0	0	NaN	0.0
Quarter 4	3,560	3,560	3,589	714,470	49.83	1,956.1
<b>2001</b>						
Quarter 1	55,887	55,887	56,348	737,660	757.63	166,883.0
Quarter 2	11,233	11,233	11,301	691,615	162.42	166,451.9
Quarter 3	8,345	8,345	8,418	695,921	119.91	169,519.3
Quarter 4	6,593	6,593	6,642	701,386	94.00	171,128.7
<b>2002</b>						
Quarter 1	6,839	6,839	6,888	672,702	101.66	160,417.0
Quarter 2	8,130	8,130	8,209	683,851	118.89	160,905.2
Quarter 3	7,315	7,315	7,360	670,246	109.14	162,887.1
Quarter 4	5,865	5,865	5,910	663,619	88.38	153,040.1
<b>2003</b>						
Quarter 1	6,011	6,011	6,072	600,643	100.08	142,400.8
Quarter 2	7,183	7,183	7,247	592,693	121.19	140,474.6
Quarter 3	6,511	6,511	6,568	584,580	111.38	141,432.9
Quarter 4	5,033	5,033	5,065	578,028	87.07	140,267.8

**Table 2. Summary of Loop Diuretic Users in the Sentinel Distributed Database (SDD) between January 1, 2000 and March 31, 2021, by Year-Quarter**

	New Users	New Episodes	Adjusted Dispensings	Eligible Members <sup>1</sup>	New Users per 10,000 Eligible Members <sup>1</sup>	Eligible Member-Years <sup>1</sup>
<i>2004</i>						
Quarter 1	6,146	6,146	6,188	583,312	105.36	138,259.4
Quarter 2	6,387	6,387	6,422	586,531	108.89	138,235.7
Quarter 3	6,265	6,265	6,309	586,813	106.76	138,799.2
Quarter 4	5,142	5,142	5,190	583,747	88.09	138,411.4
<i>2005</i>						
Quarter 1	5,277	5,277	5,323	576,560	91.53	134,483.6
Quarter 2	5,896	5,896	5,929	573,846	102.75	136,633.8
Quarter 3	4,304	4,304	4,324	586,003	73.45	129,274.8
Quarter 4	3,424	3,424	3,438	503,430	68.01	119,237.2
<i>2006</i>						
Quarter 1	1,276	1,276	1,284	379,855	33.59	86,660.5
Quarter 2	1,469	1,469	1,478	371,056	39.59	86,884.0
Quarter 3	1,362	1,362	1,363	365,707	37.24	87,505.3
Quarter 4	921	921	925	369,259	24.94	87,451.4
<i>2007</i>						
Quarter 1	110,480	110,480	111,140	7,007,851	157.65	1,637,623.8
Quarter 2	35,095	35,095	35,306	7,024,179	49.96	1,670,697.3
Quarter 3	23,502	23,502	23,613	7,049,400	33.34	1,694,877.1
Quarter 4	18,942	18,942	19,035	7,239,746	26.16	1,756,108.8
<i>2008</i>						
Quarter 1	115,661	115,661	116,395	9,274,095	124.71	2,156,980.0
Quarter 2	45,711	45,711	45,971	9,295,356	49.18	2,169,446.9
Quarter 3	34,143	34,143	34,312	9,284,208	36.78	2,195,545.6
Quarter 4	31,446	31,446	31,627	21,757,775	14.45	2,239,113.4
<i>2009</i>						
Quarter 1	173,880	173,880	175,021	20,285,304	85.72	4,732,321.7
Quarter 2	79,023	79,023	79,503	20,076,954	39.36	4,780,364.7
Quarter 3	60,509	60,509	60,838	20,257,346	29.87	4,848,464.5
Quarter 4	48,507	48,507	48,750	19,986,147	24.27	4,851,342.9
<i>2010</i>						
Quarter 1	68,881	68,881	69,393	19,544,335	35.24	4,604,230.7
Quarter 2	60,999	60,999	61,326	19,337,032	31.55	4,625,223.8
Quarter 3	51,094	51,094	51,393	19,300,847	26.47	4,637,430.6
Quarter 4	40,982	40,982	41,216	18,936,661	21.64	4,606,511.3
<i>2011</i>						
Quarter 1	2,031,742	2,031,742	2,047,976	33,989,737	597.75	7,805,841.4
Quarter 2	453,118	453,118	456,048	32,130,385	141.02	7,718,436.2
Quarter 3	310,536	310,536	312,425	32,056,229	96.87	7,773,162.1
Quarter 4	239,290	239,290	240,722	31,770,829	75.32	7,773,253.6

**Table 2. Summary of Loop Diuretic Users in the Sentinel Distributed Database (SDD) between January 1, 2000 and March 31, 2021, by Year-Quarter**

	<b>New Users</b>	<b>New Episodes</b>	<b>Adjusted Dispensings</b>	<b>Eligible Members<sup>1</sup></b>	<b>New Users per 10,000 Eligible Members<sup>1</sup></b>	<b>Eligible Member-Years<sup>1</sup></b>
<b>2012</b>						
Quarter 1	347,917	347,917	350,568	32,326,892	107.62	7,675,164.1
Quarter 2	273,652	273,652	275,499	32,394,236	84.48	7,655,751.7
Quarter 3	241,449	241,449	242,956	32,506,933	74.28	7,749,139.9
Quarter 4	213,846	213,846	215,255	34,508,968	61.97	7,779,287.1
<b>2013</b>						
Quarter 1	319,973	319,973	322,754	32,437,807	98.64	7,724,427.9
Quarter 2	266,698	266,698	268,731	32,284,798	82.61	7,789,535.1
Quarter 3	236,388	236,388	238,016	32,512,868	72.71	7,905,220.6
Quarter 4	201,165	201,165	202,624	32,245,280	62.39	7,896,380.2
<b>2014</b>						
Quarter 1	470,407	470,407	475,307	36,199,243	129.95	8,624,395.4
Quarter 2	305,284	305,284	307,683	35,881,460	85.08	8,658,107.7
Quarter 3	256,636	256,636	258,444	36,059,313	71.17	8,773,524.3
Quarter 4	218,576	218,576	220,178	35,877,368	60.92	8,766,622.0
<b>2015</b>						
Quarter 1	335,963	335,963	339,114	37,391,046	89.85	8,925,960.6
Quarter 2	286,732	286,732	289,100	37,494,449	76.47	9,057,427.3
Quarter 3	254,407	254,407	256,360	37,708,311	67.47	9,187,977.7
Quarter 4	221,676	221,676	223,586	37,670,725	58.85	9,216,525.0
<b>2016</b>						
Quarter 1	330,685	330,685	333,920	39,104,231	84.57	9,324,054.0
Quarter 2	275,958	275,958	278,370	39,324,757	70.17	9,346,959.9
Quarter 3	250,192	250,192	252,344	39,557,204	63.25	9,484,959.7
Quarter 4	221,796	221,796	223,907	43,232,866	51.30	9,540,786.2
<b>2017</b>						
Quarter 1	315,089	315,089	318,578	39,324,792	80.12	9,396,446.7
Quarter 2	269,780	269,780	272,196	39,261,308	68.71	9,492,361.4
Quarter 3	244,913	244,913	247,372	39,442,869	62.09	9,621,599.0
Quarter 4	216,420	216,420	218,556	39,568,752	54.69	9,679,677.5
<b>2018</b>						
Quarter 1	293,637	293,637	297,180	39,630,535	74.09	9,488,788.3
Quarter 2	269,780	269,780	272,659	39,495,729	68.31	9,554,837.6
Quarter 3	241,493	241,493	243,883	39,587,690	61.00	9,652,547.2
Quarter 4	214,345	214,345	216,722	39,489,632	54.28	9,672,808.4
<b>2019</b>						
Quarter 1	278,821	278,821	282,643	39,230,386	71.07	9,400,386.8
Quarter 2	263,259	263,259	266,488	39,194,759	67.17	9,480,390.2
Quarter 3	239,512	239,512	242,452	39,424,529	60.75	9,606,938.0
Quarter 4	210,217	210,217	212,970	39,259,110	53.55	9,632,168.6

**Table 2. Summary of Loop Diuretic Users in the Sentinel Distributed Database (SDD) between January 1, 2000 and March 31, 2021, by Year-Quarter**

	New Users	New Episodes	Adjusted Dispensings	Eligible Members <sup>1</sup>	New Users per 10,000 Eligible Members <sup>1</sup>	Eligible Member-Years <sup>1</sup>
<b>2020</b>						
Quarter 1	301,785	301,785	306,143	39,420,939	76.55	9,429,340.0
Quarter 2	227,293	227,293	230,532	39,448,663	57.62	9,419,943.4
Quarter 3	231,425	231,425	234,592	39,713,088	58.27	9,534,495.5
Quarter 4	203,073	203,073	205,718	42,791,301	47.46	9,551,010.4
<b>2021</b>						
Quarter 1	228,898	228,898	231,221	28,436,689	80.49	6,580,298.3
<b>Bumetanide</b>						
<b>2000</b>						
Quarter 1	0	0	0	0	NaN	0.0
Quarter 2	0	0	0	0	NaN	0.0
Quarter 3	0	0	0	0	NaN	0.0
Quarter 4	54	54	54	714,470	0.76	1,956.1
<b>2001</b>						
Quarter 1	1,667	1,667	1,667	741,162	22.49	177,214.3
Quarter 2	537	537	537	747,763	7.18	181,598.1
Quarter 3	447	447	447	760,867	5.87	186,659.4
Quarter 4	349	349	349	772,121	4.52	189,478.4
<b>2002</b>						
Quarter 1	481	481	481	747,035	6.44	179,167.0
Quarter 2	598	598	598	762,028	7.85	181,012.8
Quarter 3	474	474	474	753,284	6.29	184,393.4
Quarter 4	418	418	418	750,886	5.57	175,176.2
<b>2003</b>						
Quarter 1	426	426	426	689,020	6.18	164,429.0
Quarter 2	495	495	495	683,019	7.25	163,387.4
Quarter 3	481	481	481	678,649	7.09	165,553.3
Quarter 4	374	374	374	675,252	5.54	164,936.2
<b>2004</b>						
Quarter 1	451	451	451	682,253	6.61	163,132.5
Quarter 2	464	464	464	687,752	6.75	163,708.0
Quarter 3	460	460	460	690,914	6.66	165,260.1
Quarter 4	369	369	369	690,355	5.35	165,372.2
<b>2005</b>						
Quarter 1	447	447	447	684,316	6.53	161,062.1
Quarter 2	427	427	427	682,422	6.26	163,917.3
Quarter 3	298	298	298	697,409	4.27	155,690.5
Quarter 4	276	276	276	602,263	4.58	143,687.1

**Table 2. Summary of Loop Diuretic Users in the Sentinel Distributed Database (SDD) between January 1, 2000 and March 31, 2021, by Year-Quarter**

	New Users	New Episodes	Adjusted Dispensings	Eligible Members <sup>1</sup>	New Users per 10,000 Eligible Members <sup>1</sup>	Eligible Member-Years <sup>1</sup>
<i>2006</i>						
Quarter 1	64	64	64	419,580	1.53	95,807.0
Quarter 2	83	83	83	406,694	2.04	95,627.5
Quarter 3	80	80	80	400,460	2.00	96,252.8
Quarter 4	50	50	50	404,190	1.24	96,161.2
<i>2007</i>						
Quarter 1	4,936	4,936	4,936	7,042,287	7.01	1,662,304.3
Quarter 2	1,610	1,610	1,610	7,159,714	2.25	1,708,050.4
Quarter 3	1,001	1,001	1,001	7,210,939	1.39	1,737,824.9
Quarter 4	860	860	860	7,416,388	1.16	1,802,236.5
<i>2008</i>						
Quarter 1	5,331	5,331	5,331	9,455,574	5.64	2,218,711.6
Quarter 2	2,306	2,306	2,306	9,574,231	2.41	2,243,226.6
Quarter 3	1,817	1,817	1,817	9,592,215	1.89	2,276,021.5
Quarter 4	1,754	1,754	1,754	22,083,913	0.79	2,323,213.5
<i>2009</i>						
Quarter 1	8,216	8,216	8,216	20,602,588	3.99	4,832,916.0
Quarter 2	3,949	3,949	3,949	20,535,226	1.92	4,901,953.6
Quarter 3	3,238	3,238	3,238	20,765,778	1.56	4,981,065.4
Quarter 4	2,722	2,722	2,722	20,522,001	1.33	4,989,742.9
<i>2010</i>						
Quarter 1	3,747	3,747	3,747	20,052,047	1.87	4,734,874.3
Quarter 2	3,461	3,461	3,461	19,879,757	1.74	4,765,096.8
Quarter 3	3,042	3,042	3,042	19,873,042	1.53	4,785,120.1
Quarter 4	2,792	2,792	2,792	19,528,545	1.43	4,758,057.5
<i>2011</i>						
Quarter 1	97,487	97,487	97,487	34,541,041	28.22	8,252,716.0
Quarter 2	25,669	25,669	25,669	34,533,961	7.43	8,364,546.5
Quarter 3	19,082	19,082	19,082	34,776,977	5.49	8,487,400.8
Quarter 4	16,077	16,077	16,077	34,672,895	4.64	8,522,438.7
<i>2012</i>						
Quarter 1	22,458	22,458	22,458	35,255,660	6.37	8,436,187.8
Quarter 2	18,418	18,418	18,418	35,517,319	5.19	8,454,216.0
Quarter 3	16,475	16,475	16,475	35,757,117	4.61	8,585,944.3
Quarter 4	15,527	15,527	15,527	37,865,666	4.10	8,636,524.1
<i>2013</i>						
Quarter 1	22,692	22,692	22,692	35,758,428	6.35	8,568,314.9
Quarter 2	20,781	20,781	20,781	35,750,256	5.81	8,671,705.0
Quarter 3	18,752	18,752	18,752	36,086,672	5.20	8,822,159.2
Quarter 4	17,141	17,141	17,141	35,904,865	4.77	8,829,342.5



**Table 2. Summary of Loop Diuretic Users in the Sentinel Distributed Database (SDD) between January 1, 2000 and March 31, 2021, by Year-Quarter**

	<b>New Users</b>	<b>New Episodes</b>	<b>Adjusted Dispensings</b>	<b>Eligible Members<sup>1</sup></b>	<b>New Users per 10,000 Eligible Members<sup>1</sup></b>	<b>Eligible Member-Years<sup>1</sup></b>
<i>2014</i>						
Quarter 1	30,445	30,445	30,445	39,805,711	7.65	9,558,194.0
Quarter 2	17,559	17,559	17,559	39,772,818	4.41	9,649,430.9
Quarter 3	17,846	17,846	17,846	40,070,662	4.45	9,801,140.6
Quarter 4	16,819	16,819	16,819	39,973,398	4.21	9,809,357.6
<i>2015</i>						
Quarter 1	23,406	23,406	23,406	41,425,613	5.65	9,944,029.0
Quarter 2	22,230	22,230	22,230	41,661,434	5.34	10,113,157.2
Quarter 3	20,657	20,657	20,657	41,973,441	4.92	10,277,843.3
Quarter 4	19,527	19,527	19,527	42,016,341	4.65	10,321,747.0
<i>2016</i>						
Quarter 1	26,444	26,444	26,444	43,405,524	6.09	10,418,071.8
Quarter 2	24,174	24,174	24,174	43,762,142	5.52	10,466,477.9
Quarter 3	22,052	22,052	22,052	44,083,771	5.00	10,638,646.5
Quarter 4	21,581	21,581	21,581	47,853,913	4.51	10,708,469.2
<i>2017</i>						
Quarter 1	27,553	27,553	27,553	43,800,404	6.29	10,519,008.4
Quarter 2	25,711	25,711	25,711	43,841,080	5.86	10,647,015.7
Quarter 3	24,701	24,701	24,701	44,096,918	5.60	10,807,068.2
Quarter 4	21,963	21,963	21,963	44,284,763	4.96	10,876,294.2
<i>2018</i>						
Quarter 1	25,644	25,644	25,644	44,225,260	5.80	10,636,806.3
Quarter 2	25,197	25,197	25,197	44,165,089	5.71	10,731,652.9
Quarter 3	23,648	23,648	23,648	44,323,073	5.34	10,857,873.2
Quarter 4	22,715	22,715	22,715	44,277,455	5.13	10,887,143.8
<i>2019</i>						
Quarter 1	27,883	27,883	27,883	43,890,079	6.35	10,562,878.5
Quarter 2	28,247	28,247	28,247	43,915,605	6.43	10,668,382.6
Quarter 3	26,353	26,353	26,353	44,198,066	5.96	10,820,559.8
Quarter 4	24,529	24,529	24,529	44,072,133	5.57	10,853,323.9
<i>2020</i>						
Quarter 1	30,345	30,345	30,345	44,056,730	6.89	10,600,243.6
Quarter 2	24,560	24,560	24,560	44,158,508	5.56	10,597,336.1
Quarter 3	24,221	24,221	24,221	44,435,896	5.45	10,732,016.9
Quarter 4	22,659	22,659	22,659	47,554,612	4.76	10,751,187.1
<i>2021</i>						
Quarter 1	24,532	24,532	24,532	32,708,927	7.50	7,597,237.8

**Table 2. Summary of Loop Diuretic Users in the Sentinel Distributed Database (SDD) between January 1, 2000 and March 31, 2021, by Year-Quarter**

	New Users	New Episodes	Adjusted Dispensings	Eligible Members <sup>1</sup>	New Users per 10,000 Eligible Members <sup>1</sup>	Eligible Member-Years <sup>1</sup>
<i>Furosemide</i>						
<b>2000</b>						
Quarter 1	0	0	0	0	NaN	0.0
Quarter 2	0	0	0	0	NaN	0.0
Quarter 3	0	0	0	0	NaN	0.0
Quarter 4	3,465	3,465	3,465	714,470	48.50	1,956.1
<b>2001</b>						
Quarter 1	53,647	53,647	53,647	737,755	727.17	167,308.7
Quarter 2	10,905	10,905	10,905	693,882	157.16	167,049.5
Quarter 3	8,113	8,113	8,113	698,426	116.16	170,174.8
Quarter 4	6,392	6,392	6,392	704,053	90.79	171,814.9
<b>2002</b>						
Quarter 1	6,614	6,614	6,614	675,495	97.91	161,119.6
Quarter 2	7,820	7,820	7,820	686,779	113.86	161,661.6
Quarter 3	7,108	7,108	7,108	673,374	105.56	163,692.4
Quarter 4	5,687	5,687	5,687	666,862	85.28	153,859.6
<b>2003</b>						
Quarter 1	5,815	5,815	5,815	603,910	96.29	143,211.4
Quarter 2	6,981	6,981	6,981	595,999	117.13	141,307.9
Quarter 3	6,326	6,326	6,326	587,992	107.59	142,305.7
Quarter 4	4,923	4,923	4,923	581,518	84.66	141,148.9
<b>2004</b>						
Quarter 1	5,962	5,962	5,962	586,806	101.60	139,137.2
Quarter 2	6,190	6,190	6,190	590,084	104.90	139,131.7
Quarter 3	6,095	6,095	6,095	590,467	103.22	139,722.2
Quarter 4	4,982	4,982	4,982	587,454	84.81	139,349.5
<b>2005</b>						
Quarter 1	5,119	5,119	5,119	580,298	88.21	135,403.6
Quarter 2	5,782	5,782	5,782	577,612	100.10	137,571.9
Quarter 3	4,235	4,235	4,235	589,797	71.80	130,160.2
Quarter 4	3,368	3,368	3,368	506,688	66.47	120,031.9
<b>2006</b>						
Quarter 1	1,242	1,242	1,242	381,093	32.59	86,932.2
Quarter 2	1,429	1,429	1,429	372,061	38.41	87,129.9
Quarter 3	1,317	1,317	1,317	366,674	35.92	87,751.7
Quarter 4	910	910	910	370,225	24.58	87,691.7
<b>2007</b>						
Quarter 1	99,813	99,813	99,813	7,008,785	142.41	1,639,546.4
Quarter 2	32,712	32,712	32,712	7,035,415	46.50	1,673,760.2
Quarter 3	22,247	22,247	22,247	7,062,388	31.50	1,698,264.2
Quarter 4	17,959	17,959	17,959	7,253,438	24.76	1,759,643.8

**Table 2. Summary of Loop Diuretic Users in the Sentinel Distributed Database (SDD) between January 1, 2000 and March 31, 2021, by Year-Quarter**

	<b>New Users</b>	<b>New Episodes</b>	<b>Adjusted Dispensings</b>	<b>Eligible Members<sup>1</sup></b>	<b>New Users per 10,000 Eligible Members<sup>1</sup></b>	<b>Eligible Member-Years<sup>1</sup></b>
<i>2008</i>						
Quarter 1	107,225	107,225	107,225	9,287,716	115.45	2,161,687.3
Quarter 2	43,336	43,336	43,336	9,316,492	46.52	2,174,939.7
Quarter 3	32,598	32,598	32,598	9,306,697	35.03	2,201,331.9
Quarter 4	29,941	29,941	29,941	21,780,900	13.75	2,244,999.5
<i>2009</i>						
Quarter 1	158,466	158,466	158,466	20,307,266	78.03	4,739,966.0
Quarter 2	74,427	74,427	74,427	20,112,583	37.01	4,789,678.9
Quarter 3	57,335	57,335	57,335	20,295,685	28.25	4,858,381.0
Quarter 4	46,269	46,269	46,269	20,025,763	23.10	4,861,460.4
<i>2010</i>						
Quarter 1	64,807	64,807	64,807	19,580,504	33.10	4,613,516.8
Quarter 2	58,037	58,037	58,037	19,375,366	29.95	4,634,996.7
Quarter 3	48,816	48,816	48,816	19,340,273	25.24	4,647,501.3
Quarter 4	39,018	39,018	39,018	18,976,525	20.56	4,616,663.3
<i>2011</i>						
Quarter 1	1,864,443	1,864,443	1,864,443	34,026,519	547.94	7,842,520.4
Quarter 2	428,452	428,452	428,452	32,328,308	132.53	7,770,526.3
Quarter 3	297,522	297,522	297,522	32,270,556	92.20	7,828,229.6
Quarter 4	230,348	230,348	230,348	31,990,332	72.01	7,829,038.1
<i>2012</i>						
Quarter 1	329,271	329,271	329,271	32,542,136	101.18	7,730,693.2
Quarter 2	263,858	263,858	263,858	32,619,690	80.89	7,712,426.5
Quarter 3	233,188	233,188	233,188	32,733,985	71.24	7,806,748.0
Quarter 4	206,532	206,532	206,532	34,737,148	59.46	7,836,848.2
<i>2013</i>						
Quarter 1	301,873	301,873	301,873	32,658,619	92.43	7,780,562.0
Quarter 2	256,393	256,393	256,393	32,515,007	78.85	7,847,511.5
Quarter 3	227,356	227,356	227,356	32,745,416	69.43	7,964,321.7
Quarter 4	193,805	193,805	193,805	32,479,256	59.67	7,955,587.2
<i>2014</i>						
Quarter 1	441,384	441,384	441,384	36,426,440	121.17	8,684,176.7
Quarter 2	300,027	300,027	300,027	36,128,581	83.04	8,719,257.5
Quarter 3	247,708	247,708	247,708	36,302,786	68.23	8,835,313.8
Quarter 4	211,679	211,679	211,679	36,121,843	58.60	8,828,356.3
<i>2015</i>						
Quarter 1	318,185	318,185	318,185	37,628,311	84.56	8,986,055.3
Quarter 2	275,966	275,966	275,966	37,740,441	73.12	9,119,272.4
Quarter 3	245,066	245,066	245,066	37,956,602	64.56	9,250,963.0
Quarter 4	213,316	213,316	213,316	37,920,673	56.25	9,279,802.9

**Table 2. Summary of Loop Diuretic Users in the Sentinel Distributed Database (SDD) between January 1, 2000 and March 31, 2021, by Year-Quarter**

	New Users	New Episodes	Adjusted Dispensings	Eligible Members <sup>1</sup>	New Users per 10,000 Eligible Members <sup>1</sup>	Eligible Member-Years <sup>1</sup>
<b>2016</b>						
Quarter 1	312,265	312,265	312,265	39,349,492	79.36	9,386,848.1
Quarter 2	265,021	265,021	265,021	39,579,649	66.96	9,410,963.0
Quarter 3	240,351	240,351	240,351	39,814,559	60.37	9,550,269.9
Quarter 4	212,786	212,786	212,786	43,493,457	48.92	9,606,428.6
<b>2017</b>						
Quarter 1	296,738	296,738	296,738	39,573,346	74.98	9,459,351.2
Quarter 2	258,165	258,165	258,165	39,518,795	65.33	9,557,143.2
Quarter 3	234,192	234,192	234,192	39,703,394	58.99	9,687,796.0
Quarter 4	207,158	207,158	207,158	39,831,902	52.01	9,746,360.1
<b>2018</b>						
Quarter 1	276,791	276,791	276,791	39,885,203	69.40	9,552,917.3
Quarter 2	258,295	258,295	258,295	39,757,340	64.97	9,620,570.5
Quarter 3	230,185	230,185	230,185	39,851,354	57.76	9,719,642.2
Quarter 4	204,400	204,400	204,400	39,756,038	51.41	9,740,348.8
<b>2019</b>						
Quarter 1	261,412	261,412	261,412	39,488,529	66.20	9,465,406.7
Quarter 2	250,144	250,144	250,144	39,460,350	63.39	9,547,274.4
Quarter 3	227,128	227,128	227,128	39,693,580	57.22	9,675,473.3
Quarter 4	198,933	198,933	198,933	39,531,406	50.32	9,701,401.9
<b>2020</b>						
Quarter 1	278,079	278,079	278,079	39,684,429	70.07	9,497,141.4
Quarter 2	213,695	213,695	213,695	39,724,671	53.79	9,489,273.8
Quarter 3	217,732	217,732	217,732	39,992,080	54.44	9,605,468.8
Quarter 4	190,808	190,808	190,808	43,074,524	44.30	9,622,612.4
<b>2021</b>						
Quarter 1	211,367	211,367	211,367	28,690,039	73.67	6,641,027.6
<b>Torsemide</b>						
<b>2000</b>						
Quarter 1	0	0	0	0	NaN	0.0
Quarter 2	0	0	0	0	NaN	0.0
Quarter 3	0	0	0	0	NaN	0.0
Quarter 4	44	44	44	714,470	0.62	1,956.1
<b>2001</b>						
Quarter 1	1,262	1,262	1,262	741,172	17.03	177,301.6
Quarter 2	561	561	561	748,182	7.50	181,700.0
Quarter 3	519	519	519	761,261	6.82	186,753.9
Quarter 4	507	507	507	772,458	6.56	189,542.0

**Table 2. Summary of Loop Diuretic Users in the Sentinel Distributed Database (SDD) between January 1, 2000 and March 31, 2021, by Year-Quarter**

	New Users	New Episodes	Adjusted Dispensings	Eligible Members <sup>1</sup>	New Users per 10,000 Eligible Members <sup>1</sup>	Eligible Member-Years <sup>1</sup>
<i>2002</i>						
Quarter 1	538	538	538	747,222	7.20	179,203.5
Quarter 2	699	699	699	762,156	9.17	181,026.8
Quarter 3	573	573	573	753,274	7.61	184,378.9
Quarter 4	453	453	453	750,761	6.03	175,139.2
<i>2003</i>						
Quarter 1	486	486	486	688,869	7.06	164,385.8
Quarter 2	535	535	535	682,846	7.83	163,349.1
Quarter 3	587	587	587	678,466	8.65	165,493.2
Quarter 4	412	412	412	674,971	6.10	164,860.4
<i>2004</i>						
Quarter 1	456	456	456	681,917	6.69	163,052.6
Quarter 2	538	538	538	687,429	7.83	163,622.3
Quarter 3	523	523	523	690,539	7.57	165,159.0
Quarter 4	439	439	439	689,885	6.36	165,245.2
<i>2005</i>						
Quarter 1	397	397	397	683,779	5.81	160,942.5
Quarter 2	422	422	422	682,007	6.19	163,806.4
Quarter 3	269	269	269	696,987	3.86	155,599.6
Quarter 4	206	206	206	601,966	3.42	143,622.4
<i>2006</i>						
Quarter 1	60	60	60	419,664	1.43	95,830.5
Quarter 2	71	71	71	406,799	1.75	95,654.6
Quarter 3	64	64	64	400,567	1.60	96,284.0
Quarter 4	55	55	55	404,320	1.36	96,195.5
<i>2007</i>						
Quarter 1	6,527	6,527	6,527	7,042,425	9.27	1,662,096.5
Quarter 2	1,905	1,905	1,905	7,158,300	2.66	1,707,666.6
Quarter 3	1,270	1,270	1,270	7,209,311	1.76	1,737,374.7
Quarter 4	1,066	1,066	1,066	7,414,471	1.44	1,801,739.2
<i>2008</i>						
Quarter 1	4,972	4,972	4,972	9,453,592	5.26	2,218,284.0
Quarter 2	2,128	2,128	2,128	9,572,621	2.22	2,242,859.6
Quarter 3	1,690	1,690	1,690	9,590,891	1.76	2,275,704.9
Quarter 4	1,572	1,572	1,572	22,082,771	0.71	2,322,952.7
<i>2009</i>						
Quarter 1	9,908	9,908	9,908	20,601,864	4.81	4,832,455.5
Quarter 2	4,059	4,059	4,059	20,532,820	1.98	4,901,343.6
Quarter 3	3,070	3,070	3,070	20,763,337	1.48	4,980,485.2
Quarter 4	2,562	2,562	2,562	20,519,811	1.25	4,989,198.7

**Table 2. Summary of Loop Diuretic Users in the Sentinel Distributed Database (SDD) between January 1, 2000 and March 31, 2021, by Year-Quarter**

	New Users	New Episodes	Adjusted Dispensings	Eligible Members <sup>1</sup>	New Users per 10,000 Eligible Members <sup>1</sup>	Eligible Member-Years <sup>1</sup>
<i>2010</i>						
Quarter 1	3,429	3,429	3,429	20,050,621	1.71	4,734,556.8
Quarter 2	3,061	3,061	3,061	19,878,679	1.54	4,764,870.6
Quarter 3	2,622	2,622	2,622	19,872,310	1.32	4,784,974.9
Quarter 4	2,216	2,216	2,216	19,528,128	1.13	4,758,016.3
<i>2011</i>						
Quarter 1	90,612	90,612	90,612	34,541,075	26.23	8,253,872.7
Quarter 2	22,164	22,164	22,164	34,540,011	6.42	8,366,365.7
Quarter 3	15,663	15,663	15,663	34,785,341	4.50	8,489,826.1
Quarter 4	12,941	12,941	12,941	34,683,330	3.73	8,525,330.9
<i>2012</i>						
Quarter 1	18,781	18,781	18,781	35,267,642	5.33	8,439,462.6
Quarter 2	15,041	15,041	15,041	35,531,186	4.23	8,457,952.7
Quarter 3	13,590	13,590	13,590	35,772,788	3.80	8,590,125.7
Quarter 4	12,862	12,862	12,862	37,882,709	3.40	8,640,967.9
<i>2013</i>						
Quarter 1	18,978	18,978	18,978	35,775,845	5.30	8,572,882.1
Quarter 2	16,619	16,619	16,619	35,769,443	4.65	8,676,800.2
Quarter 3	15,017	15,017	15,017	36,107,853	4.16	8,827,769.0
Quarter 4	13,866	13,866	13,866	35,927,587	3.86	8,835,270.1
<i>2014</i>						
Quarter 1	30,706	30,706	30,706	39,829,646	7.71	9,564,250.3
Quarter 2	24,546	24,546	24,546	39,794,511	6.17	9,653,518.4
Quarter 3	18,104	18,104	18,104	40,083,505	4.52	9,804,165.7
Quarter 4	16,281	16,281	16,281	39,984,491	4.07	9,812,063.4
<i>2015</i>						
Quarter 1	23,403	23,403	23,403	41,435,663	5.65	9,946,347.8
Quarter 2	21,110	21,110	21,110	41,670,140	5.07	10,115,272.7
Quarter 3	18,966	18,966	18,966	41,981,704	4.52	10,280,016.0
Quarter 4	18,319	18,319	18,319	42,025,102	4.36	10,323,958.2
<i>2016</i>						
Quarter 1	25,009	25,009	25,009	43,414,383	5.76	10,420,254.5
Quarter 2	22,349	22,349	22,349	43,771,061	5.11	10,468,744.4
Quarter 3	20,599	20,599	20,599	44,092,949	4.67	10,641,006.1
Quarter 4	19,758	19,758	19,758	47,863,313	4.13	10,710,905.4
<i>2017</i>						
Quarter 1	26,572	26,572	26,572	43,811,219	6.07	10,521,585.4
Quarter 2	24,290	24,290	24,290	43,851,240	5.54	10,649,599.3
Quarter 3	24,226	24,226	24,226	44,106,782	5.49	10,809,491.9
Quarter 4	21,974	21,974	21,974	44,293,515	4.96	10,878,388.4

**Table 2. Summary of Loop Diuretic Users in the Sentinel Distributed Database (SDD) between January 1, 2000 and March 31, 2021, by Year-Quarter**

	New Users	New Episodes	Adjusted Dispensings	Eligible Members <sup>1</sup>	New Users per 10,000 Eligible Members <sup>1</sup>	Eligible Member-Years <sup>1</sup>
<b>2018</b>						
Quarter 1	28,002	28,002	28,002	44,232,437	6.33	10,638,182.2
Quarter 2	27,545	27,545	27,545	44,168,316	6.24	10,732,006.1
Quarter 3	25,492	25,492	25,492	44,322,342	5.75	10,857,349.1
Quarter 4	25,228	25,228	25,228	44,273,937	5.70	10,885,858.5
<b>2019</b>						
Quarter 1	30,363	30,363	30,363	43,884,631	6.92	10,561,205.4
Quarter 2	30,536	30,536	30,536	43,906,965	6.95	10,665,890.0
Quarter 3	28,636	28,636	28,636	44,186,659	6.48	10,817,386.3
Quarter 4	27,573	27,573	27,573	44,057,949	6.26	10,849,301.0
<b>2020</b>						
Quarter 1	36,037	36,037	36,037	44,038,416	8.18	10,594,885.3
Quarter 2	26,544	26,544	26,544	44,134,507	6.01	10,591,270.2
Quarter 3	29,348	29,348	29,348	44,410,469	6.61	10,724,954.8
Quarter 4	27,578	27,578	27,578	47,523,966	5.80	10,742,816.9
<b>2021</b>						
Quarter 1	30,437	30,437	30,437	32,679,585	9.31	7,588,944.4
<b>Ethacrynic Acid</b>						
<b>2000</b>						
Quarter 1	0	0	0	0	NaN	0.0
Quarter 2	0	0	0	0	NaN	0.0
Quarter 3	0	0	0	0	NaN	0.0
Quarter 4	*****	*****	*****	*****	0.07	1,956.1
<b>2001</b>						
Quarter 1	61	61	61	741,211	0.82	177,500.4
Quarter 2	19	19	19	749,369	0.25	182,053.1
Quarter 3	14	14	14	762,916	0.18	187,223.7
Quarter 4	13	13	13	774,514	0.17	190,110.8
<b>2002</b>						
Quarter 1	*****	*****	*****	*****	0.04	179,855.8
Quarter 2	*****	*****	*****	*****	0.12	181,812.9
Quarter 3	*****	*****	*****	*****	0.07	185,296.0
Quarter 4	*****	*****	*****	*****	0.05	176,139.3
<b>2003</b>						
Quarter 1	*****	*****	*****	*****	0.01	165,420.7
Quarter 2	*****	*****	*****	*****	0.03	164,463.7
Quarter 3	*****	*****	*****	*****	0.06	166,722.0
Quarter 4	*****	*****	*****	*****	0.06	166,161.7

**Table 2. Summary of Loop Diuretic Users in the Sentinel Distributed Database (SDD) between January 1, 2000 and March 31, 2021, by Year-Quarter**

	New Users	New Episodes	Adjusted Dispensings	Eligible Members <sup>1</sup>	New Users per 10,000 Eligible Members <sup>1</sup>	Eligible Member-Years <sup>1</sup>
<i>2004</i>						
Quarter 1	*****	*****	*****	*****	0.03	164,390.1
Quarter 2	*****	*****	*****	*****	0.07	165,029.1
Quarter 3	11	11	11	696,368	0.16	166,661.1
Quarter 4	*****	*****	*****	*****	0.10	166,814.0
<i>2005</i>						
Quarter 1	*****	*****	*****	*****	0.12	162,509.5
Quarter 2	*****	*****	*****	*****	0.04	165,429.0
Quarter 3	*****	*****	*****	*****	0.04	157,184.3
Quarter 4	*****	*****	*****	*****	0.07	145,096.8
<i>2006</i>						
Quarter 1	*****	*****	*****	*****	0.05	96,305.0
Quarter 2	0	0	0	408,589	0.00	96,090.1
Quarter 3	0	0	0	402,281	0.00	96,714.6
Quarter 4	*****	*****	*****	*****	0.02	96,621.3
<i>2007</i>						
Quarter 1	121	121	121	7,044,104	0.17	1,663,493.8
Quarter 2	48	48	48	7,166,134	0.07	1,709,813.6
Quarter 3	32	32	32	7,218,538	0.04	1,739,823.8
Quarter 4	51	51	51	7,424,551	0.07	1,804,364.7
<i>2008</i>						
Quarter 1	94	94	94	9,463,904	0.10	2,221,548.7
Quarter 2	57	57	57	9,587,122	0.06	2,246,663.8
Quarter 3	53	53	53	9,606,648	0.06	2,279,812.3
Quarter 4	49	49	49	22,099,369	0.02	2,327,232.8
<i>2009</i>						
Quarter 1	311	311	311	20,617,930	0.15	4,837,742.3
Quarter 2	144	144	144	20,557,202	0.07	4,907,784.2
Quarter 3	123	123	123	20,790,156	0.06	4,987,458.9
Quarter 4	128	128	128	20,547,898	0.06	4,996,455.0
<i>2010</i>						
Quarter 1	128	128	128	20,076,877	0.06	4,741,300.8
Quarter 2	142	142	142	19,906,657	0.07	4,772,066.8
Quarter 3	102	102	102	19,901,661	0.05	4,792,549.3
Quarter 4	101	101	101	19,558,403	0.05	4,765,775.4
<i>2011</i>						
Quarter 1	2,013	2,013	2,013	34,569,287	0.58	8,274,806.8
Quarter 2	690	690	690	34,652,968	0.20	8,396,908.3
Quarter 3	571	571	571	34,914,390	0.16	8,523,790.9
Quarter 4	471	471	471	34,821,823	0.14	8,561,266.4



**Table 2. Summary of Loop Diuretic Users in the Sentinel Distributed Database (SDD) between January 1, 2000 and March 31, 2021, by Year-Quarter**

	New Users	New Episodes	Adjusted Dispensings	Eligible Members <sup>1</sup>	New Users per 10,000 Eligible Members <sup>1</sup>	Eligible Member-Years <sup>1</sup>
<i>2012</i>						
Quarter 1	625	625	625	35,408,637	0.18	8,476,381.1
Quarter 2	544	544	544	35,683,514	0.15	8,497,079.4
Quarter 3	504	504	504	35,932,553	0.14	8,631,434.3
Quarter 4	501	501	501	38,048,781	0.13	8,683,640.9
<i>2013</i>						
Quarter 1	707	707	707	35,941,633	0.20	8,615,319.1
Quarter 2	591	591	591	35,944,765	0.16	8,721,806.4
Quarter 3	588	588	588	36,291,078	0.16	8,875,095.2
Quarter 4	513	513	513	36,117,208	0.14	8,884,017.9
<i>2014</i>						
Quarter 1	925	925	925	40,018,416	0.23	9,613,583.8
Quarter 2	636	636	636	40,002,997	0.16	9,707,765.8
Quarter 3	532	532	532	40,305,344	0.13	9,861,426.3
Quarter 4	461	461	461	40,213,763	0.11	9,870,862.2
<i>2015</i>						
Quarter 1	573	573	573	41,664,211	0.14	10,004,430.1
Quarter 2	546	546	546	41,909,037	0.13	10,176,317.7
Quarter 3	444	444	444	42,229,500	0.11	10,343,739.1
Quarter 4	346	346	346	42,280,020	0.08	10,389,352.9
<i>2016</i>						
Quarter 1	400	400	400	43,670,138	0.09	10,485,872.3
Quarter 2	335	335	335	44,038,099	0.08	10,536,769.7
Quarter 3	332	332	332	44,369,226	0.07	10,711,959.2
Quarter 4	354	354	354	48,148,328	0.07	10,783,608.8
<i>2017</i>						
Quarter 1	391	391	391	44,089,916	0.09	10,592,200.3
Quarter 2	360	360	360	44,140,730	0.08	10,723,343.2
Quarter 3	313	313	313	44,406,139	0.07	10,886,555.4
Quarter 4	307	307	307	44,603,042	0.07	10,957,758.1
<i>2018</i>						
Quarter 1	443	443	443	44,538,505	0.10	10,715,427.1
Quarter 2	519	519	519	44,484,689	0.12	10,812,720.8
Quarter 3	340	340	340	44,649,571	0.08	10,941,579.2
Quarter 4	266	266	266	44,610,592	0.06	10,972,340.6
<i>2019</i>						
Quarter 1	286	286	286	44,218,253	0.06	10,645,462.9
Quarter 2	236	236	236	44,251,819	0.05	10,753,938.5
Quarter 3	223	223	223	44,543,400	0.05	10,909,233.8
Quarter 4	210	210	210	44,425,190	0.05	10,943,715.3

**Table 2. Summary of Loop Diuretic Users in the Sentinel Distributed Database (SDD) between January 1, 2000 and March 31, 2021, by Year-Quarter**

	New Users	New Episodes	Adjusted Dispensings	Eligible Members <sup>1</sup>	New Users per 10,000 Eligible Members <sup>1</sup>	Eligible Member-Years <sup>1</sup>
<b>2020</b>						
Quarter 1	247	247	247	44,400,773	0.06	10,687,845.7
Quarter 2	190	190	190	44,510,912	0.04	10,685,981.6
Quarter 3	204	204	204	44,792,181	0.05	10,822,869.9
Quarter 4	301	301	301	47,915,293	0.06	10,842,695.2
<b>2021</b>						
Quarter 1	263	263	263	33,038,906	0.08	7,675,809.5
<b>First Use with 365 Days of Enrollment, and 365 Day Washout</b>						
<i>Loop Diuretics</i>						
<b>2000</b>						
Quarter 1	0	0	0	0	NaN	0.0
Quarter 2	0	0	0	0	NaN	0.0
Quarter 3	0	0	0	0	NaN	0.0
Quarter 4	57	57	58	640,955	0.89	1,754.8
<b>2001</b>						
Quarter 1	5,297	5,297	5,326	668,237	79.27	159,093.2
Quarter 2	6,659	6,659	6,700	675,871	98.52	162,969.4
Quarter 3	5,985	5,985	6,033	687,533	87.05	167,448.8
Quarter 4	5,033	5,033	5,064	697,534	72.15	170,130.2
<b>2002</b>						
Quarter 1	5,564	5,564	5,603	671,194	82.90	160,147.0
Quarter 2	6,949	6,949	7,002	683,927	101.60	161,037.1
Quarter 3	6,168	6,168	6,203	671,633	91.84	163,354.0
Quarter 4	4,930	4,930	4,959	666,149	74.01	153,771.6
<b>2003</b>						
Quarter 1	5,029	5,029	5,075	603,631	83.31	143,271.1
Quarter 2	6,309	6,309	6,351	596,041	105.85	141,446.7
Quarter 3	5,882	5,882	5,928	588,748	99.91	142,544.8
Quarter 4	4,467	4,467	4,495	582,713	76.66	141,498.2
<b>2004</b>						
Quarter 1	5,700	5,700	5,733	587,976	96.94	139,518.3
Quarter 2	5,752	5,752	5,778	590,944	97.34	139,502.0
Quarter 3	5,495	5,495	5,526	591,238	92.94	140,119.2
Quarter 4	4,275	4,275	4,303	588,262	72.67	139,767.4
<b>2005</b>						
Quarter 1	4,353	4,353	4,387	580,985	74.92	135,800.9
Quarter 2	5,106	5,106	5,131	578,476	88.27	137,952.4
Quarter 3	3,474	3,474	3,489	590,610	58.82	130,515.9
Quarter 4	2,674	2,674	2,683	507,646	52.67	120,381.9

**Table 2. Summary of Loop Diuretic Users in the Sentinel Distributed Database (SDD) between January 1, 2000 and March 31, 2021, by Year-Quarter**

	<b>New Users</b>	<b>New Episodes</b>	<b>Adjusted Dispensings</b>	<b>Eligible Members<sup>1</sup></b>	<b>New Users per 10,000 Eligible Members<sup>1</sup></b>	<b>Eligible Member-Years<sup>1</sup></b>
<i>2006</i>						
Quarter 1	1,080	1,080	1,087	381,217	28.33	87,013.3
Quarter 2	1,327	1,327	1,331	372,635	35.61	87,262.3
Quarter 3	1,290	1,290	1,291	368,497	35.01	88,051.1
Quarter 4	899	899	906	372,623	24.13	88,219.9
<i>2007</i>						
Quarter 1	14,899	14,899	14,977	6,861,198	21.71	1,617,545.6
Quarter 2	18,458	18,458	18,573	6,976,714	26.46	1,661,042.1
Quarter 3	16,536	16,536	16,607	7,027,890	23.53	1,689,480.3
Quarter 4	14,312	14,312	14,388	7,230,553	19.79	1,753,600.4
<i>2008</i>						
Quarter 1	25,892	25,892	26,020	9,141,207	28.32	2,140,948.8
Quarter 2	30,652	30,652	30,826	9,260,095	33.10	2,162,919.6
Quarter 3	27,596	27,596	27,729	9,271,619	29.76	2,192,915.3
Quarter 4	23,983	23,983	24,122	21,514,491	11.15	2,238,499.0
<i>2009</i>						
Quarter 1	44,656	44,656	44,908	20,077,264	22.24	4,702,032.2
Quarter 2	53,288	53,288	53,598	20,009,761	26.63	4,766,077.7
Quarter 3	47,721	47,721	47,969	20,229,925	23.59	4,841,552.7
Quarter 4	40,785	40,785	40,988	19,981,720	20.41	4,849,706.9
<i>2010</i>						
Quarter 1	42,255	42,255	42,532	19,516,143	21.65	4,600,999.6
Quarter 2	51,589	51,589	51,839	19,338,681	26.68	4,626,056.7
Quarter 3	45,190	45,190	45,440	19,314,688	23.40	4,640,866.4
Quarter 4	36,850	36,850	37,056	18,958,421	19.44	4,611,804.2
<i>2011</i>						
Quarter 1	216,418	216,418	217,725	31,471,055	68.77	7,492,633.5
Quarter 2	246,031	246,031	247,419	31,549,132	77.98	7,594,296.1
Quarter 3	218,614	218,614	219,827	31,777,895	68.79	7,704,432.7
Quarter 4	189,848	189,848	190,915	31,668,326	59.95	7,743,502.9
<i>2012</i>						
Quarter 1	217,043	217,043	218,430	32,158,110	67.49	7,651,493.3
Quarter 2	234,025	234,025	235,479	32,382,412	72.27	7,658,800.1
Quarter 3	209,033	209,033	210,197	32,556,542	64.21	7,765,891.4
Quarter 4	186,349	186,349	187,484	34,438,580	54.11	7,806,590.2
<i>2013</i>						
Quarter 1	204,184	204,184	205,681	32,430,897	62.96	7,737,356.0
Quarter 2	236,275	236,275	237,931	32,401,806	72.92	7,819,677.6
Quarter 3	207,575	207,575	208,872	32,656,286	63.56	7,941,999.4
Quarter 4	181,481	181,481	182,708	32,420,473	55.98	7,939,839.7

**Table 2. Summary of Loop Diuretic Users in the Sentinel Distributed Database (SDD) between January 1, 2000 and March 31, 2021, by Year-Quarter**

	<b>New Users</b>	<b>New Episodes</b>	<b>Adjusted Dispensings</b>	<b>Eligible Members<sup>1</sup></b>	<b>New Users per 10,000 Eligible Members<sup>1</sup></b>	<b>Eligible Member-Years<sup>1</sup></b>
<i>2014</i>						
Quarter 1	211,625	211,625	213,411	36,016,102	58.76	8,614,682.4
Quarter 2	251,077	251,077	252,816	35,965,406	69.81	8,682,838.7
Quarter 3	221,093	221,093	222,521	36,199,081	61.08	8,809,405.4
Quarter 4	195,369	195,369	196,714	36,060,890	54.18	8,811,825.5
<i>2015</i>						
Quarter 1	215,867	215,867	217,630	37,433,345	57.67	8,951,587.4
Quarter 2	251,357	251,357	253,302	37,651,088	66.76	9,098,427.5
Quarter 3	223,437	223,437	225,048	37,887,356	58.97	9,234,684.2
Quarter 4	198,378	198,378	199,966	37,874,740	52.38	9,268,422.0
<i>2016</i>						
Quarter 1	217,706	217,706	219,537	39,155,954	55.60	9,356,966.8
Quarter 2	243,222	243,222	245,162	39,475,658	61.61	9,392,867.0
Quarter 3	219,947	219,947	221,621	39,731,020	55.36	9,535,346.8
Quarter 4	196,109	196,109	197,875	43,281,695	45.31	9,594,915.0
<i>2017</i>						
Quarter 1	213,693	213,693	215,763	39,413,388	54.22	9,432,039.2
Quarter 2	239,046	239,046	241,101	39,441,396	60.61	9,539,519.4
Quarter 3	215,037	215,037	216,988	39,634,247	54.26	9,672,119.0
Quarter 4	192,253	192,253	194,069	39,776,118	48.33	9,733,482.8
<i>2018</i>						
Quarter 1	207,828	207,828	209,994	39,737,269	52.30	9,526,213.5
Quarter 2	240,752	240,752	243,218	39,675,822	60.68	9,601,981.6
Quarter 3	211,194	211,194	213,184	39,773,630	53.10	9,702,125.2
Quarter 4	191,057	191,057	193,152	39,691,145	48.14	9,725,248.7
<i>2019</i>						
Quarter 1	202,268	202,268	204,768	39,341,286	51.41	9,437,821.4
Quarter 2	233,877	233,877	236,562	39,365,591	59.41	9,525,670.9
Quarter 3	211,429	211,429	213,894	39,602,678	53.39	9,654,434.8
Quarter 4	186,584	186,584	188,933	39,450,374	47.30	9,682,093.0
<i>2020</i>						
Quarter 1	193,937	193,937	196,419	39,456,260	49.15	9,458,001.8
Quarter 2	190,799	190,799	193,414	39,571,427	48.22	9,459,970.2
Quarter 3	198,219	198,219	200,759	39,850,091	49.74	9,577,497.5
Quarter 4	174,719	174,719	176,950	42,769,041	40.85	9,596,684.5
<i>2021</i>						
Quarter 1	165,380	165,380	166,992	28,521,126	57.99	6,611,144.9

**Table 2. Summary of Loop Diuretic Users in the Sentinel Distributed Database (SDD) between January 1, 2000 and March 31, 2021, by Year-Quarter**

	New Users	New Episodes	Adjusted Dispensings	Eligible Members <sup>1</sup>	New Users per 10,000 Eligible Members <sup>1</sup>	Eligible Member-Years <sup>1</sup>
<i>Bumetanide</i>						
<i>2000</i>						
Quarter 1	0	0	0	0	NaN	0.0
Quarter 2	0	0	0	0	NaN	0.0
Quarter 3	0	0	0	0	NaN	0.0
Quarter 4	*****	*****	*****	*****	0.02	1,754.8
<i>2001</i>						
Quarter 1	83	83	83	668,237	1.24	159,093.2
Quarter 2	128	128	128	675,871	1.89	162,969.4
Quarter 3	99	99	99	687,533	1.44	167,448.8
Quarter 4	89	89	89	697,534	1.28	170,130.2
<i>2002</i>						
Quarter 1	128	128	128	672,063	1.90	160,226.2
Quarter 2	163	163	163	686,657	2.37	161,452.3
Quarter 3	118	118	118	676,391	1.74	164,242.9
Quarter 4	125	125	125	672,581	1.86	155,076.0
<i>2003</i>						
Quarter 1	119	119	119	611,479	1.95	144,899.2
Quarter 2	155	155	155	605,803	2.56	143,472.8
Quarter 3	120	120	120	600,565	2.00	145,075.4
Quarter 4	109	109	109	596,152	1.83	144,482.2
<i>2004</i>						
Quarter 1	142	142	142	603,047	2.35	142,843.9
Quarter 2	159	159	159	607,908	2.62	143,211.7
Quarter 3	132	132	132	610,121	2.16	144,294.1
Quarter 4	99	99	99	608,651	1.63	144,369.6
<i>2005</i>						
Quarter 1	108	108	108	602,407	1.79	140,601.0
Quarter 2	109	109	109	601,395	1.81	143,101.0
Quarter 3	77	77	77	615,346	1.25	135,764.4
Quarter 4	73	73	73	530,697	1.38	125,608.6
<i>2006</i>						
Quarter 1	26	26	26	393,379	0.66	89,641.7
Quarter 2	24	24	24	384,919	0.62	89,996.8
Quarter 3	31	31	31	382,742	0.81	91,171.2
Quarter 4	17	17	17	387,883	0.44	91,747.9
<i>2007</i>						
Quarter 1	386	386	386	6,877,768	0.56	1,621,306.9
Quarter 2	485	485	485	6,993,777	0.69	1,665,013.7
Quarter 3	356	356	356	7,045,270	0.51	1,693,577.5
Quarter 4	340	340	340	7,248,242	0.47	1,757,806.7

**Table 2. Summary of Loop Diuretic Users in the Sentinel Distributed Database (SDD) between January 1, 2000 and March 31, 2021, by Year-Quarter**

	New Users	New Episodes	Adjusted Dispensings	Eligible Members <sup>1</sup>	New Users per 10,000 Eligible Members <sup>1</sup>	Eligible Member-Years <sup>1</sup>
<i>2008</i>						
Quarter 1	689	689	689	9,161,465	0.75	2,145,351.9
Quarter 2	834	834	834	9,285,403	0.90	2,168,228.8
Quarter 3	736	736	736	9,302,742	0.79	2,199,569.4
Quarter 4	657	657	657	21,550,138	0.30	2,246,455.1
<i>2009</i>						
Quarter 1	1,253	1,253	1,253	20,117,153	0.62	4,710,587.4
Quarter 2	1,485	1,485	1,485	20,056,979	0.74	4,776,146.2
Quarter 3	1,369	1,369	1,369	20,285,398	0.67	4,853,229.8
Quarter 4	1,179	1,179	1,179	20,041,189	0.59	4,862,932.9
<i>2010</i>						
Quarter 1	1,258	1,258	1,258	19,581,778	0.64	4,614,946.8
Quarter 2	1,568	1,568	1,568	19,418,158	0.81	4,642,821.6
Quarter 3	1,380	1,380	1,380	19,409,509	0.71	4,661,385.3
Quarter 4	1,217	1,217	1,217	19,064,153	0.64	4,635,518.4
<i>2011</i>						
Quarter 1	6,417	6,417	6,417	31,576,879	2.03	7,515,824.2
Quarter 2	6,858	6,858	6,858	31,668,133	2.17	7,620,347.2
Quarter 3	6,072	6,072	6,072	31,911,045	1.90	7,734,071.6
Quarter 4	5,559	5,559	5,559	31,811,565	1.75	7,776,197.5
<i>2012</i>						
Quarter 1	6,533	6,533	6,533	32,323,734	2.02	7,685,622.6
Quarter 2	6,753	6,753	6,753	32,608,221	2.07	7,704,085.8
Quarter 3	6,007	6,007	6,007	32,851,259	1.83	7,827,221.8
Quarter 4	5,493	5,493	5,493	34,790,775	1.58	7,882,918.2
<i>2013</i>						
Quarter 1	6,778	6,778	6,778	32,823,460	2.06	7,821,396.6
Quarter 2	7,541	7,541	7,541	32,855,523	2.30	7,917,264.7
Quarter 3	6,614	6,614	6,614	33,173,600	1.99	8,055,572.8
Quarter 4	6,043	6,043	6,043	32,989,267	1.83	8,067,795.0
<i>2014</i>						
Quarter 1	6,433	6,433	6,433	36,613,800	1.76	8,746,649.2
Quarter 2	5,703	5,703	5,703	36,618,898	1.56	8,827,001.5
Quarter 3	6,006	6,006	6,006	36,907,766	1.63	8,968,312.5
Quarter 4	5,626	5,626	5,626	36,813,700	1.53	8,983,829.7
<i>2015</i>						
Quarter 1	6,511	6,511	6,511	38,212,948	1.70	9,125,688.5
Quarter 2	7,605	7,605	7,605	38,483,290	1.98	9,284,088.0
Quarter 3	6,778	6,778	6,778	38,776,265	1.75	9,436,041.8
Quarter 4	6,415	6,415	6,415	38,810,217	1.65	9,483,687.1

**Table 2. Summary of Loop Diuretic Users in the Sentinel Distributed Database (SDD) between January 1, 2000 and March 31, 2021, by Year-Quarter**

	New Users	New Episodes	Adjusted Dispensings	Eligible Members <sup>1</sup>	New Users per 10,000 Eligible Members <sup>1</sup>	Eligible Member-Years <sup>1</sup>
<b>2016</b>						
Quarter 1	7,166	7,166	7,166	40,121,014	1.79	9,576,335.1
Quarter 2	7,966	7,966	7,966	40,494,685	1.97	9,622,375.0
Quarter 3	6,984	6,984	6,984	40,806,986	1.71	9,781,225.2
Quarter 4	6,948	6,948	6,948	44,409,819	1.56	9,854,385.3
<b>2017</b>						
Quarter 1	7,508	7,508	7,508	40,546,273	1.85	9,688,429.5
Quarter 2	8,468	8,468	8,468	40,618,654	2.08	9,807,049.4
Quarter 3	7,703	7,703	7,703	40,858,747	1.89	9,954,203.4
Quarter 4	7,036	7,036	7,036	41,041,102	1.71	10,027,595.7
<b>2018</b>						
Quarter 1	7,112	7,112	7,112	41,006,285	1.73	9,814,489.9
Quarter 2	7,771	7,771	7,771	40,983,013	1.90	9,900,163.7
Quarter 3	7,535	7,535	7,535	41,119,737	1.83	10,013,400.9
Quarter 4	7,113	7,113	7,113	41,071,762	1.73	10,047,266.5
<b>2019</b>						
Quarter 1	7,783	7,783	7,783	40,716,180	1.91	9,751,410.2
Quarter 2	8,835	8,835	8,835	40,776,148	2.17	9,848,151.8
Quarter 3	8,308	8,308	8,308	41,051,014	2.02	9,990,039.8
Quarter 4	7,694	7,694	7,694	40,926,439	1.88	10,027,721.1
<b>2020</b>						
Quarter 1	8,183	8,183	8,183	40,898,421	2.00	9,790,616.7
Quarter 2	7,757	7,757	7,757	41,044,345	1.89	9,799,122.2
Quarter 3	7,620	7,620	7,620	41,361,688	1.84	9,928,487.4
Quarter 4	7,146	7,146	7,146	44,312,086	1.61	9,956,410.5
<b>2021</b>						
Quarter 1	7,087	7,087	7,087	29,927,977	2.37	6,924,023.2
<b>Furosemide</b>						
<b>2000</b>						
Quarter 1	0	0	0	0	NaN	0.0
Quarter 2	0	0	0	0	NaN	0.0
Quarter 3	0	0	0	0	NaN	0.0
Quarter 4	56	56	56	640,955	0.87	1,754.8
<b>2001</b>						
Quarter 1	5,100	5,100	5,100	668,237	76.32	159,093.2
Quarter 2	6,398	6,398	6,398	675,871	94.66	162,969.4
Quarter 3	5,749	5,749	5,749	687,533	83.62	167,448.8
Quarter 4	4,819	4,819	4,819	697,534	69.09	170,130.2

**Table 2. Summary of Loop Diuretic Users in the Sentinel Distributed Database (SDD) between January 1, 2000 and March 31, 2021, by Year-Quarter**

	<b>New Users</b>	<b>New Episodes</b>	<b>Adjusted Dispensings</b>	<b>Eligible Members<sup>1</sup></b>	<b>New Users per 10,000 Eligible Members<sup>1</sup></b>	<b>Eligible Member-Years<sup>1</sup></b>
<b>2002</b>						
Quarter 1	5,313	5,313	5,313	671,231	79.15	160,150.1
Quarter 2	6,591	6,591	6,591	684,028	96.36	161,052.4
Quarter 3	5,913	5,913	5,913	671,818	88.01	163,387.5
Quarter 4	4,715	4,715	4,715	666,403	70.75	153,824.3
<b>2003</b>						
Quarter 1	4,816	4,816	4,816	603,948	79.74	143,335.9
Quarter 2	6,045	6,045	6,045	596,434	101.35	141,527.2
Quarter 3	5,643	5,643	5,643	589,239	95.77	142,648.9
Quarter 4	4,282	4,282	4,282	583,268	73.41	141,621.0
<b>2004</b>						
Quarter 1	5,446	5,446	5,446	588,608	92.52	139,659.0
Quarter 2	5,495	5,495	5,495	591,657	92.87	139,658.4
Quarter 3	5,283	5,283	5,283	592,042	89.23	140,296.5
Quarter 4	4,100	4,100	4,100	589,122	69.60	139,962.7
<b>2005</b>						
Quarter 1	4,183	4,183	4,183	581,896	71.89	136,003.0
Quarter 2	4,949	4,949	4,949	579,468	85.41	138,172.4
Quarter 3	3,365	3,365	3,365	591,676	56.87	130,742.9
Quarter 4	2,590	2,590	2,590	508,650	50.92	120,609.0
<b>2006</b>						
Quarter 1	1,041	1,041	1,041	381,695	27.27	87,114.5
Quarter 2	1,286	1,286	1,286	373,097	34.47	87,365.6
Quarter 3	1,245	1,245	1,245	369,029	33.74	88,168.0
Quarter 4	887	887	887	373,193	23.77	88,353.3
<b>2007</b>						
Quarter 1	14,059	14,059	14,059	6,861,809	20.49	1,617,684.5
Quarter 2	17,446	17,446	17,446	6,977,342	25.00	1,661,189.9
Quarter 3	15,692	15,692	15,692	7,028,531	22.33	1,689,632.1
Quarter 4	13,503	13,503	13,503	7,231,201	18.67	1,753,755.6
<b>2008</b>						
Quarter 1	24,514	24,514	24,514	9,141,988	26.81	2,141,114.6
Quarter 2	29,021	29,021	29,021	9,261,135	31.34	2,163,133.7
Quarter 3	26,157	26,157	26,157	9,272,999	28.21	2,193,203.1
Quarter 4	22,745	22,745	22,745	21,516,157	10.57	2,238,857.6
<b>2009</b>						
Quarter 1	42,076	42,076	42,076	20,079,133	20.96	4,702,428.6
Quarter 2	50,314	50,314	50,314	20,012,033	25.14	4,766,556.1
Quarter 3	45,028	45,028	45,028	20,232,589	22.26	4,842,106.7
Quarter 4	38,519	38,519	38,519	19,984,604	19.27	4,850,342.1



**Table 2. Summary of Loop Diuretic Users in the Sentinel Distributed Database (SDD) between January 1, 2000 and March 31, 2021, by Year-Quarter**

	<b>New Users</b>	<b>New Episodes</b>	<b>Adjusted Dispensings</b>	<b>Eligible Members<sup>1</sup></b>	<b>New Users per 10,000 Eligible Members<sup>1</sup></b>	<b>Eligible Member-Years<sup>1</sup></b>
<b>2010</b>						
Quarter 1	40,008	40,008	40,008	19,519,363	20.50	4,601,671.2
Quarter 2	48,764	48,764	48,764	19,342,662	25.21	4,626,882.7
Quarter 3	42,762	42,762	42,762	19,319,521	22.13	4,641,900.6
Quarter 4	34,740	34,740	34,740	18,963,820	18.32	4,613,006.3
<b>2011</b>						
Quarter 1	204,768	204,768	204,768	31,476,519	65.05	7,493,816.1
Quarter 2	233,270	233,270	233,270	31,555,329	73.92	7,595,637.5
Quarter 3	207,482	207,482	207,482	31,784,876	65.28	7,705,977.7
Quarter 4	179,918	179,918	179,918	31,675,866	56.80	7,745,213.5
<b>2012</b>						
Quarter 1	205,372	205,372	205,372	32,166,805	63.85	7,653,273.8
Quarter 2	222,037	222,037	222,037	32,394,197	68.54	7,661,164.1
Quarter 3	198,602	198,602	198,602	32,571,894	60.97	7,769,064.3
Quarter 4	176,883	176,883	176,883	34,456,905	51.33	7,810,534.6
<b>2013</b>						
Quarter 1	192,953	192,953	192,953	32,451,424	59.46	7,741,708.6
Quarter 2	223,822	223,822	223,822	32,425,565	69.03	7,824,765.1
Quarter 3	196,898	196,898	196,898	32,683,378	60.24	7,947,928.4
Quarter 4	171,904	171,904	171,904	32,450,183	52.97	7,946,492.7
<b>2014</b>						
Quarter 1	200,864	200,864	200,864	36,047,241	55.72	8,621,523.2
Quarter 2	240,072	240,072	240,072	35,999,552	66.69	8,690,338.6
Quarter 3	210,817	210,817	210,817	36,236,154	58.18	8,817,704.9
Quarter 4	186,299	186,299	186,299	36,100,537	51.61	8,820,814.1
<b>2015</b>						
Quarter 1	205,313	205,313	205,313	37,474,619	54.79	8,960,749.9
Quarter 2	239,217	239,217	239,217	37,694,726	63.46	9,108,180.0
Quarter 3	212,801	212,801	212,801	37,933,353	56.10	9,245,122.3
Quarter 4	188,332	188,332	188,332	37,922,833	49.66	9,279,465.5
<b>2016</b>						
Quarter 1	206,697	206,697	206,697	39,205,268	52.72	9,368,165.9
Quarter 2	231,267	231,267	231,267	39,527,235	58.51	9,404,485.2
Quarter 3	209,454	209,454	209,454	39,785,050	52.65	9,547,693.0
Quarter 4	185,922	185,922	185,922	43,338,344	42.90	9,607,893.6
<b>2017</b>						
Quarter 1	202,678	202,678	202,678	39,469,946	51.35	9,444,799.9
Quarter 2	226,704	226,704	226,704	39,499,911	57.39	9,552,809.5
Quarter 3	203,991	203,991	203,991	39,694,921	51.39	9,686,073.5
Quarter 4	182,040	182,040	182,040	39,838,546	45.69	9,747,954.9

**Table 2. Summary of Loop Diuretic Users in the Sentinel Distributed Database (SDD) between January 1, 2000 and March 31, 2021, by Year-Quarter**

	New Users	New Episodes	Adjusted Dispensings	Eligible Members <sup>1</sup>	New Users per 10,000 Eligible Members <sup>1</sup>	Eligible Member-Years <sup>1</sup>
<b>2018</b>						
Quarter 1	196,873	196,873	196,873	39,799,906	49.47	9,540,409.3
Quarter 2	228,619	228,619	228,619	39,740,333	57.53	9,616,647.2
Quarter 3	199,952	199,952	199,952	39,840,050	50.19	9,717,420.2
Quarter 4	180,431	180,431	180,431	39,759,331	45.38	9,741,054.5
<b>2019</b>						
Quarter 1	190,435	190,435	190,435	39,408,967	48.32	9,453,189.3
Quarter 2	220,508	220,508	220,508	39,434,782	55.92	9,541,425.9
Quarter 3	199,163	199,163	199,163	39,673,549	50.20	9,670,804.8
Quarter 4	175,123	175,123	175,123	39,522,812	44.31	9,698,953.0
<b>2020</b>						
Quarter 1	181,363	181,363	181,363	39,527,864	45.88	9,474,410.0
Quarter 2	179,111	179,111	179,111	39,644,744	45.18	9,476,785.6
Quarter 3	185,880	185,880	185,880	39,925,586	46.56	9,594,975.6
Quarter 4	163,482	163,482	163,482	42,846,649	38.16	9,614,618.7
<b>2021</b>						
Quarter 1	154,336	154,336	154,336	28,592,052	53.98	6,626,795.6
<b>Torsemide</b>						
<b>2000</b>						
Quarter 1	0	0	0	0	NaN	0.0
Quarter 2	0	0	0	0	NaN	0.0
Quarter 3	0	0	0	0	NaN	0.0
Quarter 4	0	0	0	640,955	0.00	1,754.8
<b>2001</b>						
Quarter 1	115	115	115	668,237	1.72	159,093.2
Quarter 2	131	131	131	675,871	1.94	162,969.4
Quarter 3	136	136	136	687,533	1.98	167,448.8
Quarter 4	126	126	126	697,534	1.81	170,130.2
<b>2002</b>						
Quarter 1	126	126	126	672,061	1.87	160,225.7
Quarter 2	203	203	203	686,661	2.96	161,451.4
Quarter 3	154	154	154	676,385	2.28	164,242.5
Quarter 4	111	111	111	672,567	1.65	155,073.3
<b>2003</b>						
Quarter 1	128	128	128	611,475	2.09	144,896.9
Quarter 2	154	154	154	605,794	2.54	143,472.3
Quarter 3	162	162	162	600,549	2.70	145,072.3
Quarter 4	118	118	118	596,113	1.98	144,475.2

**Table 2. Summary of Loop Diuretic Users in the Sentinel Distributed Database (SDD) between January 1, 2000 and March 31, 2021, by Year-Quarter**

	New Users	New Episodes	Adjusted Dispensings	Eligible Members <sup>1</sup>	New Users per 10,000 Eligible Members <sup>1</sup>	Eligible Member-Years <sup>1</sup>
<i>2004</i>						
Quarter 1	159	159	159	602,996	2.64	142,833.2
Quarter 2	153	153	153	607,842	2.52	143,197.7
Quarter 3	154	154	154	610,063	2.52	144,279.9
Quarter 4	128	128	128	608,588	2.10	144,357.8
<i>2005</i>						
Quarter 1	118	118	118	602,337	1.96	140,586.8
Quarter 2	111	111	111	601,313	1.85	143,080.1
Quarter 3	88	88	88	615,260	1.43	135,746.4
Quarter 4	61	61	61	530,624	1.15	125,592.3
<i>2006</i>						
Quarter 1	24	24	24	393,381	0.61	89,644.1
Quarter 2	29	29	29	384,924	0.75	89,999.7
Quarter 3	33	33	33	382,745	0.86	91,172.9
Quarter 4	23	23	23	387,874	0.59	91,747.2
<i>2007</i>						
Quarter 1	471	471	471	6,877,754	0.68	1,621,304.8
Quarter 2	538	538	538	6,993,754	0.77	1,665,009.5
Quarter 3	505	505	505	7,045,239	0.72	1,693,572.3
Quarter 4	464	464	464	7,248,218	0.64	1,757,799.5
<i>2008</i>						
Quarter 1	681	681	681	9,161,407	0.74	2,145,343.7
Quarter 2	807	807	807	9,285,328	0.87	2,168,212.4
Quarter 3	724	724	724	9,302,609	0.78	2,199,544.4
Quarter 4	620	620	620	21,550,026	0.29	2,246,429.4
<i>2009</i>						
Quarter 1	1,335	1,335	1,335	20,117,026	0.66	4,710,560.7
Quarter 2	1,509	1,509	1,509	20,056,860	0.75	4,776,118.1
Quarter 3	1,377	1,377	1,377	20,285,329	0.68	4,853,214.6
Quarter 4	1,132	1,132	1,132	20,041,120	0.56	4,862,919.3
<i>2010</i>						
Quarter 1	1,076	1,076	1,076	19,581,741	0.55	4,614,936.9
Quarter 2	1,382	1,382	1,382	19,418,176	0.71	4,642,819.6
Quarter 3	1,231	1,231	1,231	19,409,571	0.63	4,661,395.2
Quarter 4	1,040	1,040	1,040	19,064,268	0.55	4,635,540.2
<i>2011</i>						
Quarter 1	5,236	5,236	5,236	31,576,999	1.66	7,515,848.2
Quarter 2	5,952	5,952	5,952	31,668,317	1.88	7,620,381.1
Quarter 3	5,158	5,158	5,158	31,911,208	1.62	7,734,111.6
Quarter 4	4,492	4,492	4,492	31,811,750	1.41	7,776,238.4

**Table 2. Summary of Loop Diuretic Users in the Sentinel Distributed Database (SDD) between January 1, 2000 and March 31, 2021, by Year-Quarter**

	<b>New Users</b>	<b>New Episodes</b>	<b>Adjusted Dispensings</b>	<b>Eligible Members<sup>1</sup></b>	<b>New Users per 10,000 Eligible Members<sup>1</sup></b>	<b>Eligible Member-Years<sup>1</sup></b>
<b>2012</b>						
Quarter 1	5,296	5,296	5,296	32,324,147	1.64	7,685,691.3
Quarter 2	5,613	5,613	5,613	32,608,853	1.72	7,704,219.8
Quarter 3	4,944	4,944	4,944	32,852,199	1.50	7,827,412.7
Quarter 4	4,639	4,639	4,639	34,791,979	1.33	7,883,168.6
<b>2013</b>						
Quarter 1	5,326	5,326	5,326	32,824,770	1.62	7,821,676.3
Quarter 2	6,124	6,124	6,124	32,857,011	1.86	7,917,591.6
Quarter 3	5,345	5,345	5,345	33,175,557	1.61	8,055,973.5
Quarter 4	4,930	4,930	4,930	32,991,394	1.49	8,068,265.6
<b>2014</b>						
Quarter 1	5,826	5,826	5,826	36,616,176	1.59	8,747,163.2
Quarter 2	7,236	7,236	7,236	36,621,712	1.98	8,827,589.8
Quarter 3	6,159	6,159	6,159	36,910,725	1.67	8,968,962.0
Quarter 4	5,431	5,431	5,431	36,816,963	1.48	8,984,529.1
<b>2015</b>						
Quarter 1	6,314	6,314	6,314	38,216,283	1.65	9,126,435.5
Quarter 2	7,269	7,269	7,269	38,486,527	1.89	9,284,843.4
Quarter 3	6,534	6,534	6,534	38,779,105	1.68	9,436,746.7
Quarter 4	6,278	6,278	6,278	38,813,025	1.62	9,484,346.5
<b>2016</b>						
Quarter 1	6,881	6,881	6,881	40,123,869	1.71	9,576,976.1
Quarter 2	7,485	7,485	7,485	40,497,551	1.85	9,623,042.6
Quarter 3	6,834	6,834	6,834	40,809,961	1.67	9,781,930.5
Quarter 4	6,534	6,534	6,534	44,413,074	1.47	9,855,128.0
<b>2017</b>						
Quarter 1	7,195	7,195	7,195	40,549,471	1.77	9,689,160.3
Quarter 2	8,016	8,016	8,016	40,621,710	1.97	9,807,741.3
Quarter 3	7,315	7,315	7,315	40,861,728	1.79	9,954,904.3
Quarter 4	6,934	6,934	6,934	41,044,042	1.69	10,028,293.0
<b>2018</b>						
Quarter 1	7,874	7,874	7,874	41,009,333	1.92	9,815,187.7
Quarter 2	8,950	8,950	8,950	40,986,124	2.18	9,900,899.9
Quarter 3	8,145	8,145	8,145	41,122,966	1.98	10,014,150.1
Quarter 4	8,123	8,123	8,123	41,075,117	1.98	10,048,042.1
<b>2019</b>						
Quarter 1	8,722	8,722	8,722	40,719,325	2.14	9,752,144.7
Quarter 2	10,002	10,002	10,002	40,779,119	2.45	9,848,853.3
Quarter 3	9,074	9,074	9,074	41,053,916	2.21	9,990,729.3
Quarter 4	8,857	8,857	8,857	40,928,975	2.16	10,028,356.4

**Table 2. Summary of Loop Diuretic Users in the Sentinel Distributed Database (SDD) between January 1, 2000 and March 31, 2021, by Year-Quarter**

	New Users	New Episodes	Adjusted Dispensings	Eligible Members <sup>1</sup>	New Users per 10,000 Eligible Members <sup>1</sup>	Eligible Member-Years <sup>1</sup>
<b>2020</b>						
Quarter 1	9,663	9,663	9,663	40,900,187	2.36	9,791,070.0
Quarter 2	8,905	8,905	8,905	41,045,684	2.17	9,799,488.7
Quarter 3	9,967	9,967	9,967	41,362,887	2.41	9,928,803.5
Quarter 4	9,349	9,349	9,349	44,313,129	2.11	9,956,682.0
<b>2021</b>						
Quarter 1	9,259	9,259	9,259	29,928,638	3.09	6,924,104.9
<b>Ethacrynic Acid</b>						
<b>2000</b>						
Quarter 1	0	0	0	0	NaN	0.0
Quarter 2	0	0	0	0	NaN	0.0
Quarter 3	0	0	0	0	NaN	0.0
Quarter 4	0	0	0	640,955	0.00	1,754.8
<b>2001</b>						
Quarter 1	*****	*****	*****	*****	0.06	159,093.2
Quarter 2	*****	*****	*****	*****	0.07	162,969.4
Quarter 3	*****	*****	*****	*****	0.07	167,448.8
Quarter 4	*****	*****	*****	*****	0.03	170,130.2
<b>2002</b>						
Quarter 1	*****	*****	*****	*****	0.01	160,227.2
Quarter 2	*****	*****	*****	*****	0.07	161,459.1
Quarter 3	0	0	0	676,478	0.00	164,258.6
Quarter 4	0	0	0	672,696	0.00	155,100.0
<b>2003</b>						
Quarter 1	0	0	0	611,628	0.00	144,928.8
Quarter 2	0	0	0	605,988	0.00	143,511.3
Quarter 3	*****	*****	*****	*****	0.03	145,123.8
Quarter 4	*****	*****	*****	*****	0.03	144,538.6
<b>2004</b>						
Quarter 1	0	0	0	603,334	0.00	142,907.6
Quarter 2	*****	*****	*****	*****	0.05	143,282.6
Quarter 3	*****	*****	*****	*****	0.03	144,376.7
Quarter 4	*****	*****	*****	*****	0.05	144,463.1
<b>2005</b>						
Quarter 1	*****	*****	*****	*****	0.10	140,697.9
Quarter 2	*****	*****	*****	*****	0.02	143,205.2
Quarter 3	*****	*****	*****	*****	0.02	135,875.7
Quarter 4	*****	*****	*****	*****	0.04	125,722.5

**Table 2. Summary of Loop Diuretic Users in the Sentinel Distributed Database (SDD) between January 1, 2000 and March 31, 2021, by Year-Quarter**

	New Users	New Episodes	Adjusted Dispensings	Eligible Members <sup>1</sup>	New Users per 10,000 Eligible Members <sup>1</sup>	Eligible Member-Years <sup>1</sup>
<i>2006</i>						
Quarter 1	*****	*****	*****	*****	0.08	89,698.4
Quarter 2	0	0	0	385,180	0.00	90,055.7
Quarter 3	0	0	0	383,043	0.00	91,238.1
Quarter 4	0	0	0	388,204	0.00	91,823.7
<i>2007</i>						
Quarter 1	15	15	15	6,878,115	0.02	1,621,386.4
Quarter 2	21	21	21	6,994,125	0.03	1,665,096.3
Quarter 3	16	16	16	7,045,623	0.02	1,693,661.8
Quarter 4	24	24	24	7,248,605	0.03	1,757,892.6
<i>2008</i>						
Quarter 1	32	32	32	9,161,880	0.03	2,145,443.3
Quarter 2	32	32	32	9,285,936	0.03	2,168,340.0
Quarter 3	29	29	29	9,303,415	0.03	2,199,712.6
Quarter 4	24	24	24	21,550,956	0.01	2,246,633.0
<i>2009</i>						
Quarter 1	65	65	65	20,118,058	0.03	4,710,780.6
Quarter 2	77	77	77	20,058,072	0.04	4,776,375.0
Quarter 3	66	66	66	20,286,682	0.03	4,853,496.2
Quarter 4	70	70	70	20,042,561	0.03	4,863,235.1
<i>2010</i>						
Quarter 1	60	60	60	19,583,332	0.03	4,615,270.4
Quarter 2	79	79	79	19,420,081	0.04	4,643,219.2
Quarter 3	54	54	54	19,411,853	0.03	4,661,883.0
Quarter 4	55	55	55	19,066,798	0.03	4,636,104.8
<i>2011</i>						
Quarter 1	296	296	296	31,579,546	0.09	7,516,399.9
Quarter 2	288	288	288	31,671,182	0.09	7,621,003.2
Quarter 3	240	240	240	31,914,470	0.08	7,734,830.5
Quarter 4	204	204	204	31,815,282	0.06	7,777,038.0
<i>2012</i>						
Quarter 1	271	271	271	32,328,093	0.08	7,686,509.9
Quarter 2	262	262	262	32,614,143	0.08	7,705,276.7
Quarter 3	249	249	249	32,859,015	0.08	7,828,820.0
Quarter 4	247	247	247	34,800,060	0.07	7,884,910.9
<i>2013</i>						
Quarter 1	281	281	281	32,833,837	0.09	7,823,596.6
Quarter 2	292	292	292	32,867,483	0.09	7,919,824.5
Quarter 3	293	293	293	33,187,429	0.09	8,058,574.1
Quarter 4	259	259	259	33,004,439	0.08	8,071,179.1

**Table 2. Summary of Loop Diuretic Users in the Sentinel Distributed Database (SDD) between January 1, 2000 and March 31, 2021, by Year-Quarter**

	New Users	New Episodes	Adjusted Dispensings	Eligible Members <sup>1</sup>	New Users per 10,000 Eligible Members <sup>1</sup>	Eligible Member-Years <sup>1</sup>
<i>2014</i>						
Quarter 1	264	264	264	36,629,759	0.07	8,750,143.0
Quarter 2	224	224	224	36,636,555	0.06	8,830,849.3
Quarter 3	244	244	244	36,926,976	0.07	8,972,581.2
Quarter 4	212	212	212	36,834,377	0.06	8,988,475.0
<i>2015</i>						
Quarter 1	227	227	227	38,234,584	0.06	9,130,465.5
Quarter 2	248	248	248	38,506,163	0.06	9,289,181.2
Quarter 3	202	202	202	38,800,248	0.05	9,441,478.6
Quarter 4	168	168	168	38,835,337	0.04	9,489,425.3
<i>2016</i>						
Quarter 1	175	175	175	40,146,898	0.04	9,582,171.6
Quarter 2	163	163	163	40,521,826	0.04	9,628,456.5
Quarter 3	161	161	161	40,835,697	0.04	9,787,735.0
Quarter 4	167	167	167	44,440,186	0.04	9,861,290.9
<i>2017</i>						
Quarter 1	178	178	178	40,576,837	0.04	9,695,271.2
Quarter 2	177	177	177	40,650,403	0.04	9,814,187.4
Quarter 3	138	138	138	40,891,833	0.03	9,961,742.5
Quarter 4	154	154	154	41,075,336	0.04	10,035,474.2
<i>2018</i>						
Quarter 1	230	230	230	41,040,947	0.06	9,822,275.0
Quarter 2	347	347	347	41,018,942	0.08	9,908,266.4
Quarter 3	177	177	177	41,157,060	0.04	10,021,908.8
Quarter 4	127	127	127	41,110,367	0.03	10,056,137.6
<i>2019</i>						
Quarter 1	132	132	132	40,754,728	0.03	9,760,095.2
Quarter 2	120	120	120	40,815,603	0.03	9,857,075.0
Quarter 3	100	100	100	41,091,642	0.02	9,999,332.0
Quarter 4	98	98	98	40,968,014	0.02	10,037,319.5
<i>2020</i>						
Quarter 1	121	121	121	40,939,253	0.03	9,799,909.3
Quarter 2	92	92	92	41,086,235	0.02	9,808,659.3
Quarter 3	90	90	90	41,405,062	0.02	9,938,436.5
Quarter 4	179	179	179	44,356,809	0.04	9,966,672.1
<i>2021</i>						
Quarter 1	123	123	123	29,969,304	0.04	6,933,010.0

**Table 2. Summary of Loop Diuretic Users in the Sentinel Distributed Database (SDD) between January 1, 2000 and March 31, 2021, by Year-Quarter**

	New Users	New Episodes	Adjusted Dispensings	Eligible Members <sup>1</sup>	New Users per 10,000 Eligible Members <sup>1</sup>	Eligible Member-Years <sup>1</sup>
<b>First Use with 365 Days of Enrollment, and No Prior Evidence of Cancer</b>						
<i>Loop Diuretics</i>						
<i>2000</i>						
Quarter 1	0	0	0	0	NaN	0.0
Quarter 2	0	0	0	0	NaN	0.0
Quarter 3	0	0	0	0	NaN	0.0
Quarter 4	2,775	2,775	2,798	664,594	41.75	1,819.6
<i>2001</i>						
Quarter 1	48,878	48,878	49,268	696,665	701.60	156,856.7
Quarter 2	10,383	10,383	10,438	657,550	157.90	156,803.7
Quarter 3	7,993	7,993	8,069	662,522	120.65	159,825.2
Quarter 4	6,549	6,549	6,598	667,752	98.08	161,394.3
<i>2002</i>						
Quarter 1	6,548	6,548	6,601	638,831	102.50	150,880.7
Quarter 2	7,538	7,538	7,612	649,312	116.09	151,118.2
Quarter 3	6,740	6,740	6,786	634,934	106.15	152,797.6
Quarter 4	5,441	5,441	5,485	627,301	86.74	142,920.2
<i>2003</i>						
Quarter 1	5,404	5,404	5,454	564,866	95.67	132,601.7
Quarter 2	6,445	6,445	6,507	556,905	115.73	130,517.9
Quarter 3	5,889	5,889	5,942	549,226	107.22	131,293.1
Quarter 4	4,604	4,604	4,639	542,477	84.87	130,141.5
<i>2004</i>						
Quarter 1	5,601	5,601	5,634	547,269	102.34	128,024.1
Quarter 2	5,767	5,767	5,804	548,526	105.14	127,650.0
Quarter 3	5,663	5,663	5,703	548,262	103.29	128,149.1
Quarter 4	4,741	4,741	4,794	545,527	86.91	127,935.9
<i>2005</i>						
Quarter 1	4,757	4,757	4,799	540,796	87.96	124,472.3
Quarter 2	5,436	5,436	5,471	539,686	100.73	126,915.6
Quarter 3	3,981	3,981	3,999	550,902	72.26	120,415.3
Quarter 4	3,120	3,120	3,129	475,053	65.68	111,472.5
<i>2006</i>						
Quarter 1	1,178	1,178	1,186	365,680	32.21	82,948.8
Quarter 2	1,353	1,353	1,363	358,491	37.74	83,315.7
Quarter 3	1,255	1,255	1,256	352,929	35.56	83,738.8
Quarter 4	829	829	833	353,075	23.48	82,388.4



**Table 2. Summary of Loop Diuretic Users in the Sentinel Distributed Database (SDD) between January 1, 2000 and March 31, 2021, by Year-Quarter**

	<b>New Users</b>	<b>New Episodes</b>	<b>Adjusted Dispensings</b>	<b>Eligible Members<sup>1</sup></b>	<b>New Users per 10,000 Eligible Members<sup>1</sup></b>	<b>Eligible Member-Years<sup>1</sup></b>
<i>2007</i>						
Quarter 1	83,528	83,528	84,002	6,392,844	130.66	1,473,112.1
Quarter 2	28,210	28,210	28,359	6,411,739	44.00	1,500,441.6
Quarter 3	20,002	20,002	20,096	6,435,620	31.08	1,520,075.9
Quarter 4	16,535	16,535	16,617	6,604,441	25.04	1,574,834.1
<i>2008</i>						
Quarter 1	88,513	88,513	89,041	8,353,503	105.96	1,910,904.9
Quarter 2	37,768	37,768	37,953	8,398,052	44.97	1,921,305.4
Quarter 3	29,133	29,133	29,270	8,380,571	34.76	1,942,285.5
Quarter 4	26,508	26,508	26,670	19,552,879	13.56	1,979,663.6
<i>2009</i>						
Quarter 1	132,582	132,582	133,403	18,372,317	72.16	4,217,289.5
Quarter 2	64,265	64,265	64,648	18,208,128	35.29	4,256,059.8
Quarter 3	50,798	50,798	51,080	18,368,870	27.65	4,312,765.9
Quarter 4	41,122	41,122	41,352	18,081,251	22.74	4,311,990.5
<i>2010</i>						
Quarter 1	55,466	55,466	55,862	17,672,619	31.39	4,093,228.5
Quarter 2	50,136	50,136	50,410	17,510,440	28.63	4,110,947.9
Quarter 3	42,584	42,584	42,824	17,487,777	24.35	4,121,612.5
Quarter 4	34,037	34,037	34,231	17,127,542	19.87	4,092,150.0
<i>2011</i>						
Quarter 1	1,468,375	1,468,375	1,479,649	28,486,228	515.47	6,412,336.1
Quarter 2	357,783	357,783	360,095	27,190,478	131.58	6,358,655.9
Quarter 3	264,380	264,380	266,046	27,167,885	97.31	6,404,859.7
Quarter 4	213,496	213,496	214,869	26,901,722	79.36	6,407,767.8
<i>2012</i>						
Quarter 1	279,889	279,889	281,986	27,258,139	102.68	6,297,435.7
Quarter 2	226,220	226,220	227,813	27,367,591	82.66	6,284,021.7
Quarter 3	200,659	200,659	201,924	27,486,088	73.00	6,361,544.4
Quarter 4	177,344	177,344	178,566	29,005,470	61.14	6,389,379.1
<i>2013</i>						
Quarter 1	243,422	243,422	245,443	27,250,002	89.33	6,321,105.2
Quarter 2	211,432	211,432	212,964	27,185,631	77.77	6,375,704.1
Quarter 3	190,958	190,958	192,312	27,362,492	69.79	6,466,789.4
Quarter 4	163,090	163,090	164,238	27,058,730	60.27	6,450,883.2
<i>2014</i>						
Quarter 1	333,748	333,748	337,127	30,110,488	110.84	6,994,586.1
Quarter 2	235,363	235,363	237,176	29,941,703	78.61	7,019,945.9
Quarter 3	204,349	204,349	205,806	30,083,060	67.93	7,109,906.2
Quarter 4	176,091	176,091	177,390	29,881,138	58.93	7,100,686.6

**Table 2. Summary of Loop Diuretic Users in the Sentinel Distributed Database (SDD) between January 1, 2000 and March 31, 2021, by Year-Quarter**

	<b>New Users</b>	<b>New Episodes</b>	<b>Adjusted Dispensings</b>	<b>Eligible Members<sup>1</sup></b>	<b>New Users per 10,000 Eligible Members<sup>1</sup></b>	<b>Eligible Member-Years<sup>1</sup></b>
<b>2015</b>						
Quarter 1	251,332	251,332	253,579	31,055,179	80.93	7,226,857.7
Quarter 2	222,016	222,016	223,827	31,242,909	71.06	7,336,790.2
Quarter 3	200,113	200,113	201,661	31,400,940	63.73	7,434,249.0
Quarter 4	174,824	174,824	176,287	31,306,867	55.84	7,440,859.8
<b>2016</b>						
Quarter 1	246,058	246,058	248,462	32,316,769	76.14	7,492,317.4
Quarter 2	212,163	212,163	214,065	32,518,320	65.24	7,497,951.6
Quarter 3	195,707	195,707	197,459	32,688,310	59.87	7,595,247.7
Quarter 4	174,114	174,114	175,740	35,706,117	48.76	7,634,553.4
<b>2017</b>						
Quarter 1	232,387	232,387	234,830	32,322,750	71.90	7,508,375.6
Quarter 2	204,830	204,830	206,629	32,285,160	63.44	7,576,198.2
Quarter 3	188,108	188,108	190,000	32,391,635	58.07	7,667,081.3
Quarter 4	166,798	166,798	168,457	32,450,503	51.40	7,704,839.4
<b>2018</b>						
Quarter 1	216,743	216,743	219,269	32,376,176	66.95	7,534,853.3
Quarter 2	202,711	202,711	204,832	32,301,162	62.76	7,577,245.3
Quarter 3	183,809	183,809	185,610	32,315,946	56.88	7,637,869.5
Quarter 4	163,409	163,409	165,231	32,160,516	50.81	7,642,124.7
<b>2019</b>						
Quarter 1	205,120	205,120	207,842	31,838,893	64.42	7,411,238.6
Quarter 2	195,537	195,537	197,894	31,827,873	61.44	7,458,185.1
Quarter 3	179,585	179,585	181,735	31,946,119	56.21	7,540,398.6
Quarter 4	157,585	157,585	159,701	31,700,342	49.71	7,544,494.5
<b>2020</b>						
Quarter 1	216,529	216,529	219,478	31,629,963	68.46	7,339,510.7
Quarter 2	176,862	176,862	179,402	31,880,620	55.48	7,414,151.0
Quarter 3	181,841	181,841	184,290	32,511,144	55.93	7,533,577.8
Quarter 4	162,537	162,537	164,602	35,056,613	46.36	7,557,282.9
<b>2021</b>						
Quarter 1	176,711	176,711	178,409	22,325,284	79.15	4,999,388.5
<b>Bumetanide</b>						
<b>2000</b>						
Quarter 1	0	0	0	0	NaN	0.0
Quarter 2	0	0	0	0	NaN	0.0
Quarter 3	0	0	0	0	NaN	0.0
Quarter 4	46	46	46	664,594	0.69	1,819.6

**Table 2. Summary of Loop Diuretic Users in the Sentinel Distributed Database (SDD) between January 1, 2000 and March 31, 2021, by Year-Quarter**

	New Users	New Episodes	Adjusted Dispensings	Eligible Members <sup>1</sup>	New Users per 10,000 Eligible Members <sup>1</sup>	Eligible Member-Years <sup>1</sup>
<i>2001</i>						
Quarter 1	1,429	1,429	1,429	699,385	20.43	165,687.9
Quarter 2	474	474	474	705,540	6.72	169,707.9
Quarter 3	386	386	386	717,733	5.38	174,366.9
Quarter 4	323	323	323	727,670	4.44	176,893.9
<i>2002</i>						
Quarter 1	430	430	430	701,927	6.13	166,673.1
Quarter 2	536	536	536	715,938	7.49	168,049.9
Quarter 3	416	416	416	705,548	5.90	170,873.6
Quarter 4	385	385	385	701,506	5.49	161,479.4
<i>2003</i>						
Quarter 1	366	366	366	639,709	5.72	151,014.2
Quarter 2	431	431	431	633,250	6.81	149,607.2
Quarter 3	408	408	408	628,621	6.49	151,332.0
Quarter 4	336	336	336	624,266	5.38	150,585.1
<i>2004</i>						
Quarter 1	374	374	374	630,449	5.93	148,594.8
Quarter 2	416	416	416	633,370	6.57	148,648.5
Quarter 3	409	409	409	635,383	6.44	149,934.1
Quarter 4	337	337	337	634,623	5.31	150,140.2
<i>2005</i>						
Quarter 1	396	396	396	631,167	6.27	146,345.6
Quarter 2	382	382	382	630,791	6.06	149,408.2
Quarter 3	256	256	256	644,324	3.97	142,201.8
Quarter 4	247	247	247	557,650	4.43	131,556.3
<i>2006</i>						
Quarter 1	59	59	59	400,399	1.47	90,861.2
Quarter 2	81	81	81	389,775	2.08	90,878.3
Quarter 3	75	75	75	383,243	1.96	91,219.2
Quarter 4	42	42	42	382,553	1.10	89,371.4
<i>2007</i>						
Quarter 1	3,807	3,807	3,807	6,420,392	5.93	1,491,801.0
Quarter 2	1,277	1,277	1,277	6,513,662	1.96	1,528,182.0
Quarter 3	852	852	852	6,555,422	1.30	1,551,643.2
Quarter 4	733	733	733	6,735,111	1.09	1,608,562.2
<i>2008</i>						
Quarter 1	4,089	4,089	4,089	8,487,098	4.82	1,955,885.8
Quarter 2	1,842	1,842	1,842	8,603,319	2.14	1,974,794.0
Quarter 3	1,514	1,514	1,514	8,605,814	1.76	2,000,320.6
Quarter 4	1,404	1,404	1,404	19,790,283	0.71	2,039,889.7

**Table 2. Summary of Loop Diuretic Users in the Sentinel Distributed Database (SDD) between January 1, 2000 and March 31, 2021, by Year-Quarter**

	<b>New Users</b>	<b>New Episodes</b>	<b>Adjusted Dispensings</b>	<b>Eligible Members<sup>1</sup></b>	<b>New Users per 10,000 Eligible Members<sup>1</sup></b>	<b>Eligible Member-Years<sup>1</sup></b>
<i>2009</i>						
Quarter 1	6,270	6,270	6,270	18,602,002	3.37	4,289,471.3
Quarter 2	3,153	3,153	3,153	18,541,515	1.70	4,343,214.0
Quarter 3	2,671	2,671	2,671	18,738,074	1.43	4,407,707.2
Quarter 4	2,187	2,187	2,187	18,469,147	1.18	4,410,688.2
<i>2010</i>						
Quarter 1	2,899	2,899	2,899	18,039,978	1.61	4,186,317.1
Quarter 2	2,744	2,744	2,744	17,903,771	1.53	4,210,498.0
Quarter 3	2,442	2,442	2,442	17,902,425	1.36	4,226,624.8
Quarter 4	2,217	2,217	2,217	17,555,408	1.26	4,199,515.9
<i>2011</i>						
Quarter 1	69,319	69,319	69,319	28,883,070	24.00	6,729,393.1
Quarter 2	19,675	19,675	19,675	28,886,512	6.81	6,809,014.3
Quarter 3	15,329	15,329	15,329	29,063,058	5.27	6,897,600.8
Quarter 4	13,212	13,212	13,212	28,903,858	4.57	6,919,789.5
<i>2012</i>						
Quarter 1	17,257	17,257	17,257	29,276,521	5.89	6,813,875.1
Quarter 2	14,319	14,319	14,319	29,521,039	4.85	6,823,905.2
Quarter 3	12,892	12,892	12,892	29,726,140	4.34	6,926,059.3
Quarter 4	11,991	11,991	11,991	31,313,763	3.83	6,966,202.7
<i>2013</i>						
Quarter 1	16,527	16,527	16,527	29,532,548	5.60	6,887,752.5
Quarter 2	15,475	15,475	15,475	29,564,513	5.23	6,966,231.8
Quarter 3	14,200	14,200	14,200	29,809,249	4.76	7,079,094.9
Quarter 4	12,859	12,859	12,859	29,554,814	4.35	7,071,830.3
<i>2014</i>						
Quarter 1	21,157	21,157	21,157	32,563,062	6.50	7,613,386.7
Quarter 2	13,068	13,068	13,068	32,575,233	4.01	7,673,320.6
Quarter 3	13,404	13,404	13,404	32,785,395	4.09	7,784,700.2
Quarter 4	12,487	12,487	12,487	32,627,670	3.83	7,782,975.0
<i>2015</i>						
Quarter 1	16,603	16,603	16,603	33,750,884	4.92	7,890,940.0
Quarter 2	15,961	15,961	15,961	34,026,516	4.69	8,023,377.0
Quarter 3	15,100	15,100	15,100	34,241,893	4.41	8,140,777.7
Quarter 4	14,217	14,217	14,217	34,187,487	4.16	8,153,854.1
<i>2016</i>						
Quarter 1	18,285	18,285	18,285	35,153,409	5.20	8,195,206.9
Quarter 2	17,217	17,217	17,217	35,440,530	4.86	8,214,748.4
Quarter 3	16,035	16,035	16,035	35,663,527	4.50	8,332,415.4
Quarter 4	15,656	15,656	15,656	38,734,624	4.04	8,379,101.3

**Table 2. Summary of Loop Diuretic Users in the Sentinel Distributed Database (SDD) between January 1, 2000 and March 31, 2021, by Year-Quarter**

	<b>New Users</b>	<b>New Episodes</b>	<b>Adjusted Dispensings</b>	<b>Eligible Members<sup>1</sup></b>	<b>New Users per 10,000 Eligible Members<sup>1</sup></b>	<b>Eligible Member-Years<sup>1</sup></b>
<b>2017</b>						
Quarter 1	19,333	19,333	19,333	35,249,598	5.48	8,222,532.3
Quarter 2	18,229	18,229	18,229	35,272,933	5.17	8,307,997.7
Quarter 3	17,555	17,555	17,555	35,416,670	4.96	8,415,782.8
Quarter 4	15,651	15,651	15,651	35,502,601	4.41	8,457,394.7
<b>2018</b>						
Quarter 1	18,004	18,004	18,004	35,337,209	5.09	8,254,389.6
Quarter 2	17,752	17,752	17,752	35,307,923	5.03	8,312,619.7
Quarter 3	16,823	16,823	16,823	35,354,377	4.76	8,388,328.7
Quarter 4	16,029	16,029	16,029	35,218,916	4.55	8,395,354.4
<b>2019</b>						
Quarter 1	19,259	19,259	19,259	34,800,817	5.53	8,129,284.7
Quarter 2	19,352	19,352	19,352	34,821,948	5.56	8,188,341.0
Quarter 3	18,340	18,340	18,340	34,959,498	5.25	8,283,059.8
Quarter 4	16,961	16,961	16,961	34,719,808	4.89	8,288,345.5
<b>2020</b>						
Quarter 1	20,368	20,368	20,368	34,515,121	5.90	8,047,254.1
Quarter 2	17,818	17,818	17,818	34,827,322	5.12	8,135,043.1
Quarter 3	17,508	17,508	17,508	35,511,181	4.93	8,271,098.9
Quarter 4	16,780	16,780	16,780	38,088,001	4.41	8,298,403.3
<b>2021</b>						
Quarter 1	17,878	17,878	17,878	25,026,303	7.14	5,623,573.6
<b>Furosemide</b>						
<b>2000</b>						
Quarter 1	0	0	0	0	NaN	0.0
Quarter 2	0	0	0	0	NaN	0.0
Quarter 3	0	0	0	0	NaN	0.0
Quarter 4	2,694	2,694	2,694	664,594	40.54	1,819.6
<b>2001</b>						
Quarter 1	46,967	46,967	46,967	696,746	674.09	157,213.2
Quarter 2	10,055	10,055	10,055	659,439	152.48	157,302.2
Quarter 3	7,742	7,742	7,742	664,606	116.49	160,371.5
Quarter 4	6,338	6,338	6,338	669,983	94.60	161,966.9
<b>2002</b>						
Quarter 1	6,298	6,298	6,298	641,177	98.23	151,468.5
Quarter 2	7,229	7,229	7,229	651,802	110.91	151,755.2
Quarter 3	6,545	6,545	6,545	637,606	102.65	153,476.5
Quarter 4	5,267	5,267	5,267	630,065	83.59	143,606.5

**Table 2. Summary of Loop Diuretic Users in the Sentinel Distributed Database (SDD) between January 1, 2000 and March 31, 2021, by Year-Quarter**

	<b>New Users</b>	<b>New Episodes</b>	<b>Adjusted Dispensings</b>	<b>Eligible Members<sup>1</sup></b>	<b>New Users per 10,000 Eligible Members<sup>1</sup></b>	<b>Eligible Member-Years<sup>1</sup></b>
<i>2003</i>						
Quarter 1	5,209	5,209	5,209	567,629	91.77	133,276.4
Quarter 2	6,250	6,250	6,250	559,719	111.66	131,213.0
Quarter 3	5,712	5,712	5,712	552,124	103.46	132,022.2
Quarter 4	4,478	4,478	4,478	545,459	82.10	130,882.2
<i>2004</i>						
Quarter 1	5,433	5,433	5,433	550,261	98.73	128,759.7
Quarter 2	5,557	5,557	5,557	551,525	100.76	128,396.7
Quarter 3	5,490	5,490	5,490	551,379	99.57	128,920.7
Quarter 4	4,586	4,586	4,586	548,689	83.58	128,720.1
<i>2005</i>						
Quarter 1	4,615	4,615	4,615	543,999	84.83	125,242.3
Quarter 2	5,321	5,321	5,321	542,888	98.01	127,698.9
Quarter 3	3,909	3,909	3,909	554,132	70.54	121,156.3
Quarter 4	3,059	3,059	3,059	477,831	64.02	112,136.0
<i>2006</i>						
Quarter 1	1,147	1,147	1,147	366,774	31.27	83,186.7
Quarter 2	1,315	1,315	1,315	359,383	36.59	83,531.6
Quarter 3	1,210	1,210	1,210	353,784	34.20	83,953.2
Quarter 4	814	814	814	353,907	23.00	82,581.2
<i>2007</i>						
Quarter 1	75,387	75,387	75,387	6,393,586	117.91	1,474,555.0
Quarter 2	26,163	26,163	26,163	6,420,126	40.75	1,502,721.1
Quarter 3	18,793	18,793	18,793	6,445,249	29.16	1,522,577.6
Quarter 4	15,508	15,508	15,508	6,614,579	23.45	1,577,434.2
<i>2008</i>						
Quarter 1	81,920	81,920	81,920	8,363,596	97.95	1,914,364.2
Quarter 2	35,581	35,581	35,581	8,413,750	42.29	1,925,336.7
Quarter 3	27,599	27,599	27,599	8,397,271	32.87	1,946,528.4
Quarter 4	25,106	25,106	25,106	19,569,978	12.83	1,983,947.3
<i>2009</i>						
Quarter 1	120,622	120,622	120,622	18,388,479	65.60	4,222,867.7
Quarter 2	60,254	60,254	60,254	18,234,479	33.04	4,262,858.6
Quarter 3	47,693	47,693	47,693	18,397,196	25.92	4,320,005.4
Quarter 4	38,890	38,890	38,890	18,110,518	21.47	4,319,359.9
<i>2010</i>						
Quarter 1	51,966	51,966	51,966	17,699,404	29.36	4,099,999.6
Quarter 2	47,402	47,402	47,402	17,538,917	27.03	4,118,074.3
Quarter 3	40,403	40,403	40,403	17,517,160	23.06	4,128,951.8
Quarter 4	32,160	32,160	32,160	17,157,181	18.74	4,099,536.9

**Table 2. Summary of Loop Diuretic Users in the Sentinel Distributed Database (SDD) between January 1, 2000 and March 31, 2021, by Year-Quarter**

	<b>New Users</b>	<b>New Episodes</b>	<b>Adjusted Dispensings</b>	<b>Eligible Members<sup>1</sup></b>	<b>New Users per 10,000 Eligible Members<sup>1</sup></b>	<b>Eligible Member-Years<sup>1</sup></b>
<b>2011</b>						
Quarter 1	1,350,016	1,350,016	1,350,016	28,513,509	473.47	6,438,012.6
Quarter 2	336,270	336,270	336,270	27,327,890	123.05	6,394,469.3
Quarter 3	250,738	250,738	250,738	27,315,381	91.79	6,442,431.9
Quarter 4	202,384	202,384	202,384	27,051,687	74.81	6,445,626.3
<b>2012</b>						
Quarter 1	263,138	263,138	263,138	27,406,059	96.01	6,335,008.4
Quarter 2	215,862	215,862	215,862	27,523,311	78.43	6,322,363.0
Quarter 3	191,922	191,922	191,922	27,643,459	69.43	6,400,575.4
Quarter 4	169,427	169,427	169,427	29,164,014	58.09	6,428,409.2
<b>2013</b>						
Quarter 1	228,855	228,855	228,855	27,403,807	83.51	6,359,177.9
Quarter 2	201,897	201,897	201,897	27,346,183	73.83	6,414,978.9
Quarter 3	182,211	182,211	182,211	27,524,105	66.20	6,506,759.8
Quarter 4	155,475	155,475	155,475	27,221,022	57.12	6,490,883.2
<b>2014</b>						
Quarter 1	313,305	313,305	313,305	30,267,987	103.51	7,034,713.6
Quarter 2	229,548	229,548	229,548	30,111,257	76.23	7,060,595.3
Quarter 3	195,690	195,690	195,690	30,249,269	64.69	7,150,869.6
Quarter 4	168,767	168,767	168,767	30,047,550	56.17	7,141,554.6
<b>2015</b>						
Quarter 1	237,278	237,278	237,278	31,216,496	76.01	7,266,571.7
Quarter 2	212,071	212,071	212,071	31,410,482	67.52	7,377,628.6
Quarter 3	191,098	191,098	191,098	31,570,050	60.53	7,475,834.3
Quarter 4	166,809	166,809	166,809	31,476,781	52.99	7,482,528.7
<b>2016</b>						
Quarter 1	231,586	231,586	231,586	32,482,685	71.30	7,533,520.3
Quarter 2	202,100	202,100	202,100	32,690,385	61.82	7,539,815.3
Quarter 3	186,178	186,178	186,178	32,862,100	56.65	7,638,019.4
Quarter 4	165,333	165,333	165,333	35,882,095	46.08	7,677,587.6
<b>2017</b>						
Quarter 1	217,988	217,988	217,988	32,491,092	67.09	7,549,633.0
Quarter 2	194,272	194,272	194,272	32,459,015	59.85	7,618,558.1
Quarter 3	178,256	178,256	178,256	32,567,157	54.73	7,710,323.6
Quarter 4	157,965	157,965	157,965	32,627,550	48.41	7,748,291.1
<b>2018</b>						
Quarter 1	203,006	203,006	203,006	32,547,043	62.37	7,576,555.3
Quarter 2	192,407	192,407	192,407	32,476,956	59.24	7,619,969.6
Quarter 3	173,647	173,647	173,647	32,492,740	53.44	7,681,366.2
Quarter 4	154,077	154,077	154,077	32,338,388	47.65	7,685,823.1

**Table 2. Summary of Loop Diuretic Users in the Sentinel Distributed Database (SDD) between January 1, 2000 and March 31, 2021, by Year-Quarter**

	New Users	New Episodes	Adjusted Dispensings	Eligible Members <sup>1</sup>	New Users per 10,000 Eligible Members <sup>1</sup>	Eligible Member-Years <sup>1</sup>
<i>2019</i>						
Quarter 1	191,095	191,095	191,095	32,011,045	59.70	7,453,246.2
Quarter 2	184,131	184,131	184,131	32,005,016	57.53	7,501,267.5
Quarter 3	168,711	168,711	168,711	32,124,747	52.52	7,584,394.1
Quarter 4	147,449	147,449	147,449	31,879,960	46.25	7,588,743.7
<i>2020</i>						
Quarter 1	198,802	198,802	198,802	31,802,945	62.51	7,382,567.7
Quarter 2	164,398	164,398	164,398	32,062,569	51.27	7,458,890.9
Quarter 3	169,125	169,125	169,125	32,698,829	51.72	7,579,795.4
Quarter 4	150,534	150,534	150,534	35,247,986	42.71	7,604,185.7
<i>2021</i>						
Quarter 1	161,258	161,258	161,258	22,496,285	71.68	5,039,189.1
<i>Torsemide</i>						
<i>2000</i>						
Quarter 1	0	0	0	0	NaN	0.0
Quarter 2	0	0	0	0	NaN	0.0
Quarter 3	0	0	0	0	NaN	0.0
Quarter 4	39	39	39	664,594	0.59	1,819.6
<i>2001</i>						
Quarter 1	1,064	1,064	1,064	699,392	15.21	165,766.1
Quarter 2	481	481	481	705,905	6.81	169,795.1
Quarter 3	462	462	462	718,075	6.43	174,446.2
Quarter 4	422	422	422	727,936	5.80	176,950.0
<i>2002</i>						
Quarter 1	470	470	470	702,094	6.69	166,710.3
Quarter 2	614	614	614	716,090	8.57	168,070.0
Quarter 3	477	477	477	705,610	6.76	170,881.8
Quarter 4	389	389	389	701,491	5.55	161,478.0
<i>2003</i>						
Quarter 1	429	429	429	639,729	6.71	151,010.5
Quarter 2	479	479	479	633,241	7.56	149,605.8
Quarter 3	539	539	539	628,579	8.57	151,307.2
Quarter 4	369	369	369	624,107	5.91	150,535.9
<i>2004</i>						
Quarter 1	385	385	385	630,209	6.11	148,539.7
Quarter 2	473	473	473	633,141	7.47	148,587.1
Quarter 3	463	463	463	635,135	7.29	149,864.8
Quarter 4	411	411	411	634,311	6.48	150,050.7



**Table 2. Summary of Loop Diuretic Users in the Sentinel Distributed Database (SDD) between January 1, 2000 and March 31, 2021, by Year-Quarter**

	New Users	New Episodes	Adjusted Dispensings	Eligible Members <sup>1</sup>	New Users per 10,000 Eligible Members <sup>1</sup>	Eligible Member-Years <sup>1</sup>
<i>2005</i>						
Quarter 1	360	360	360	630,758	5.71	146,256.5
Quarter 2	379	379	379	630,474	6.01	149,326.3
Quarter 3	239	239	239	644,012	3.71	142,136.8
Quarter 4	171	171	171	557,463	3.07	131,518.5
<i>2006</i>						
Quarter 1	57	57	57	400,453	1.42	90,877.5
Quarter 2	68	68	68	389,847	1.74	90,897.2
Quarter 3	55	55	55	383,313	1.43	91,241.8
Quarter 4	54	54	54	382,659	1.41	89,398.6
<i>2007</i>						
Quarter 1	4,912	4,912	4,912	6,420,486	7.65	1,491,665.3
Quarter 2	1,568	1,568	1,568	6,512,712	2.41	1,527,916.0
Quarter 3	1,110	1,110	1,110	6,554,259	1.69	1,551,319.6
Quarter 4	941	941	941	6,733,720	1.40	1,608,193.5
<i>2008</i>						
Quarter 1	3,805	3,805	3,805	8,485,581	4.48	1,955,570.7
Quarter 2	1,780	1,780	1,780	8,602,135	2.07	1,974,525.1
Quarter 3	1,411	1,411	1,411	8,604,805	1.64	2,000,086.2
Quarter 4	1,303	1,303	1,303	19,789,476	0.66	2,039,701.5
<i>2009</i>						
Quarter 1	7,554	7,554	7,554	18,601,484	4.06	4,289,139.6
Quarter 2	3,236	3,236	3,236	18,539,813	1.75	4,342,775.3
Quarter 3	2,636	2,636	2,636	18,736,372	1.41	4,407,294.1
Quarter 4	2,182	2,182	2,182	18,467,578	1.18	4,410,307.9
<i>2010</i>						
Quarter 1	2,756	2,756	2,756	18,038,961	1.53	4,186,098.7
Quarter 2	2,493	2,493	2,493	17,902,966	1.39	4,210,339.0
Quarter 3	2,172	2,172	2,172	17,901,884	1.21	4,226,534.1
Quarter 4	1,797	1,797	1,797	17,555,097	1.02	4,199,500.3
<i>2011</i>						
Quarter 1	63,340	63,340	63,340	28,883,078	21.93	6,730,384.3
Quarter 2	17,167	17,167	17,167	28,891,778	5.94	6,810,515.1
Quarter 3	12,682	12,682	12,682	29,069,755	4.36	6,899,563.4
Quarter 4	10,950	10,950	10,950	28,912,289	3.79	6,922,127.7
<i>2012</i>						
Quarter 1	14,283	14,283	14,283	29,286,261	4.88	6,816,531.7
Quarter 2	11,873	11,873	11,873	29,532,533	4.02	6,826,923.1
Quarter 3	10,640	10,640	10,640	29,738,905	3.58	6,929,421.5
Quarter 4	9,989	9,989	9,989	31,327,676	3.19	6,969,776.4

**Table 2. Summary of Loop Diuretic Users in the Sentinel Distributed Database (SDD) between January 1, 2000 and March 31, 2021, by Year-Quarter**

	<b>New Users</b>	<b>New Episodes</b>	<b>Adjusted Dispensings</b>	<b>Eligible Members<sup>1</sup></b>	<b>New Users per 10,000 Eligible Members<sup>1</sup></b>	<b>Eligible Member-Years<sup>1</sup></b>
<b>2013</b>						
Quarter 1	13,746	13,746	13,746	29,546,731	4.65	6,891,419.3
Quarter 2	12,416	12,416	12,416	29,580,020	4.20	6,970,250.1
Quarter 3	11,405	11,405	11,405	29,825,871	3.82	7,083,467.0
Quarter 4	10,586	10,586	10,586	29,572,485	3.58	7,076,384.4
<b>2014</b>						
Quarter 1	21,024	21,024	21,024	32,581,513	6.45	7,617,988.8
Quarter 2	17,812	17,812	17,812	32,592,375	5.47	7,676,610.9
Quarter 3	13,615	13,615	13,615	32,796,390	4.15	7,787,315.4
Quarter 4	12,317	12,317	12,317	32,637,527	3.77	7,785,407.7
<b>2015</b>						
Quarter 1	16,603	16,603	16,603	33,760,347	4.92	7,893,169.0
Quarter 2	15,453	15,453	15,453	34,035,551	4.54	8,025,532.5
Quarter 3	14,134	14,134	14,134	34,250,258	4.13	8,142,954.8
Quarter 4	13,245	13,245	13,245	34,196,227	3.87	8,156,095.0
<b>2016</b>						
Quarter 1	17,650	17,650	17,650	35,162,288	5.02	8,197,363.7
Quarter 2	16,110	16,110	16,110	35,449,098	4.54	8,216,924.5
Quarter 3	15,178	15,178	15,178	35,672,374	4.25	8,334,688.5
Quarter 4	14,446	14,446	14,446	38,743,535	3.73	8,381,406.6
<b>2017</b>						
Quarter 1	18,453	18,453	18,453	35,259,863	5.23	8,225,058.9
Quarter 2	17,165	17,165	17,165	35,282,938	4.86	8,310,547.0
Quarter 3	17,306	17,306	17,306	35,426,548	4.89	8,418,249.0
Quarter 4	15,631	15,631	15,631	35,511,590	4.40	8,459,653.4
<b>2018</b>						
Quarter 1	19,257	19,257	19,257	35,345,656	5.45	8,256,251.0
Quarter 2	19,023	19,023	19,023	35,314,289	5.39	8,313,975.4
Quarter 3	17,875	17,875	17,875	35,358,443	5.06	8,389,209.6
Quarter 4	17,774	17,774	17,774	35,221,361	5.05	8,395,728.4
<b>2019</b>						
Quarter 1	20,663	20,663	20,663	34,802,086	5.94	8,129,439.5
Quarter 2	20,919	20,919	20,919	34,821,162	6.01	8,188,033.2
Quarter 3	19,776	19,776	19,776	34,957,208	5.66	8,282,437.3
Quarter 4	18,918	18,918	18,918	34,716,328	5.45	8,287,340.8
<b>2020</b>						
Quarter 1	23,827	23,827	23,827	34,509,632	6.90	8,045,507.8
Quarter 2	19,369	19,369	19,369	34,818,370	5.56	8,132,791.4
Quarter 3	21,199	21,199	21,199	35,500,749	5.97	8,268,171.8
Quarter 4	20,358	20,358	20,358	38,073,968	5.35	8,294,639.8

**Table 2. Summary of Loop Diuretic Users in the Sentinel Distributed Database (SDD) between January 1, 2000 and March 31, 2021, by Year-Quarter**

	New Users	New Episodes	Adjusted Dispensings	Eligible Members <sup>1</sup>	New Users per 10,000 Eligible Members <sup>1</sup>	Eligible Member-Years <sup>1</sup>
<b>2021</b>						
Quarter 1	21,885	21,885	21,885	25,012,880	8.75	5,619,745.6
<b>Ethacrynic Acid</b>						
<b>2000</b>						
Quarter 1	0	0	0	0	NaN	0.0
Quarter 2	0	0	0	0	NaN	0.0
Quarter 3	0	0	0	0	NaN	0.0
Quarter 4	*****	*****	*****	*****	0.05	1,819.6
<b>2001</b>						
Quarter 1	50	50	50	699,428	0.71	165,931.4
Quarter 2	19	19	19	706,891	0.27	170,088.1
Quarter 3	13	13	13	719,435	0.18	174,831.8
Quarter 4	12	12	12	729,627	0.16	177,411.7
<b>2002</b>						
Quarter 1	*****	*****	*****	*****	0.03	167,234.2
Quarter 2	*****	*****	*****	*****	0.08	168,703.0
Quarter 3	*****	*****	*****	*****	0.03	171,614.6
Quarter 4	*****	*****	*****	*****	0.04	162,267.0
<b>2003</b>						
Quarter 1	*****	*****	*****	*****	0.02	151,820.9
Quarter 2	*****	*****	*****	*****	0.03	150,479.8
Quarter 3	*****	*****	*****	*****	0.05	152,275.0
Quarter 4	*****	*****	*****	*****	0.06	151,567.6
<b>2004</b>						
Quarter 1	*****	*****	*****	*****	0.03	149,597.8
Quarter 2	*****	*****	*****	*****	0.05	149,693.9
Quarter 3	*****	*****	*****	*****	0.13	151,042.6
Quarter 4	*****	*****	*****	*****	0.06	151,286.7
<b>2005</b>						
Quarter 1	*****	*****	*****	*****	0.08	147,499.6
Quarter 2	*****	*****	*****	*****	0.03	150,615.0
Quarter 3	*****	*****	*****	*****	0.05	143,390.9
Quarter 4	*****	*****	*****	*****	0.07	132,675.6
<b>2006</b>						
Quarter 1	*****	*****	*****	*****	0.05	91,273.9
Quarter 2	0	0	0	391,372	0.00	91,264.0
Quarter 3	0	0	0	384,775	0.00	91,599.0
Quarter 4	*****	*****	*****	*****	0.03	89,719.5

**Table 2. Summary of Loop Diuretic Users in the Sentinel Distributed Database (SDD) between January 1, 2000 and March 31, 2021, by Year-Quarter**

	New Users	New Episodes	Adjusted Dispensings	Eligible Members <sup>1</sup>	New Users per 10,000 Eligible Members <sup>1</sup>	Eligible Member-Years <sup>1</sup>
<i>2007</i>						
Quarter 1	81	81	81	6,421,748	0.13	1,492,693.0
Quarter 2	35	35	35	6,518,477	0.05	1,529,488.1
Quarter 3	20	20	20	6,561,007	0.03	1,553,096.9
Quarter 4	38	38	38	6,741,114	0.06	1,610,096.1
<i>2008</i>						
Quarter 1	64	64	64	8,493,111	0.08	1,957,925.3
Quarter 2	48	48	48	8,612,708	0.06	1,977,253.4
Quarter 3	39	39	39	8,616,215	0.05	2,003,014.2
Quarter 4	29	29	29	19,801,385	0.01	2,042,725.0
<i>2009</i>						
Quarter 1	218	218	218	18,612,928	0.12	4,292,889.3
Quarter 2	107	107	107	18,557,370	0.06	4,347,349.0
Quarter 3	88	88	88	18,755,644	0.05	4,412,240.9
Quarter 4	94	94	94	18,487,741	0.05	4,415,431.3
<i>2010</i>						
Quarter 1	85	85	85	18,057,796	0.05	4,190,854.0
Quarter 2	100	100	100	17,923,039	0.06	4,215,401.1
Quarter 3	82	82	82	17,922,903	0.05	4,231,839.8
Quarter 4	75	75	75	17,576,683	0.04	4,204,912.2
<i>2011</i>						
Quarter 1	1,283	1,283	1,283	28,903,086	0.44	6,744,809.2
Quarter 2	477	477	477	28,969,166	0.16	6,831,197.1
Quarter 3	377	377	377	29,157,134	0.13	6,922,248.8
Quarter 4	316	316	316	29,004,704	0.11	6,945,825.1
<i>2012</i>						
Quarter 1	395	395	395	29,379,980	0.13	6,840,627.6
Quarter 2	352	352	352	29,633,427	0.12	6,852,299.3
Quarter 3	339	339	339	29,844,572	0.11	6,956,125.4
Quarter 4	332	332	332	31,437,220	0.11	6,997,244.8
<i>2013</i>						
Quarter 1	464	464	464	29,655,853	0.16	6,918,663.6
Quarter 2	379	379	379	29,695,256	0.13	6,999,045.8
Quarter 3	377	377	377	29,945,797	0.13	7,113,633.0
Quarter 4	334	334	334	29,696,182	0.11	7,107,370.3
<i>2014</i>						
Quarter 1	558	558	558	32,704,099	0.17	7,649,200.7
Quarter 2	421	421	421	32,727,188	0.13	7,710,774.8
Quarter 3	344	344	344	32,939,277	0.10	7,823,216.5
Quarter 4	302	302	302	32,784,396	0.09	7,822,102.6

**Table 2. Summary of Loop Diuretic Users in the Sentinel Distributed Database (SDD) between January 1, 2000 and March 31, 2021, by Year-Quarter**

	New Users	New Episodes	Adjusted Dispensings	Eligible Members <sup>1</sup>	New Users per 10,000 Eligible Members <sup>1</sup>	Eligible Member-Years <sup>1</sup>
<b>2015</b>						
Quarter 1	356	356	356	33,905,889	0.10	7,929,243.4
Quarter 2	350	350	350	34,187,589	0.10	8,063,313.1
Quarter 3	270	270	270	34,407,525	0.08	8,182,257.8
Quarter 4	240	240	240	34,357,138	0.07	8,196,176.4
<b>2016</b>						
Quarter 1	274	274	274	35,322,542	0.08	8,237,396.7
Quarter 2	194	194	194	35,616,153	0.05	8,258,269.9
Quarter 3	215	215	215	35,844,796	0.06	8,377,719.2
Quarter 4	209	209	209	38,921,078	0.05	8,425,465.3
<b>2017</b>						
Quarter 1	215	215	215	35,433,101	0.06	8,267,738.7
Quarter 2	231	231	231	35,462,490	0.07	8,354,959.0
Quarter 3	183	183	183	35,611,449	0.05	8,464,524.0
Quarter 4	189	189	189	35,702,274	0.05	8,507,124.4
<b>2018</b>						
Quarter 1	259	259	259	35,533,066	0.07	8,302,264.6
Quarter 2	330	330	330	35,507,687	0.09	8,361,856.1
Quarter 3	217	217	217	35,557,603	0.06	8,438,941.4
Quarter 4	151	151	151	35,425,102	0.04	8,446,635.5
<b>2019</b>						
Quarter 1	166	166	166	35,003,081	0.05	8,178,809.1
Quarter 2	136	136	136	35,028,563	0.04	8,239,366.7
Quarter 3	149	149	149	35,170,393	0.04	8,335,672.5
Quarter 4	118	118	118	34,934,021	0.03	8,341,709.7
<b>2020</b>						
Quarter 1	141	141	141	34,722,535	0.04	8,098,624.5
Quarter 2	131	131	131	35,040,394	0.04	8,187,633.2
Quarter 3	118	118	118	35,729,983	0.03	8,325,285.5
Quarter 4	185	185	185	38,309,618	0.05	8,353,124.0
<b>2021</b>						
Quarter 1	152	152	152	25,228,303	0.06	5,670,405.3
<b>First Use with 365 Days of Enrollment, 365 Day Washout, and No Prior Evidence of Cancer</b>						
<i>Loop Diuretics</i>						
<b>2000</b>						
Quarter 1	0	0	0	0	NaN	0.0
Quarter 2	0	0	0	0	NaN	0.0
Quarter 3	0	0	0	0	NaN	0.0
Quarter 4	43	43	44	602,392	0.71	1,649.3

**Table 2. Summary of Loop Diuretic Users in the Sentinel Distributed Database (SDD) between January 1, 2000 and March 31, 2021, by Year-Quarter**

	<b>New Users</b>	<b>New Episodes</b>	<b>Adjusted Dispensings</b>	<b>Eligible Members<sup>1</sup></b>	<b>New Users per 10,000 Eligible Members<sup>1</sup></b>	<b>Eligible Member-Years<sup>1</sup></b>
<i>2001</i>						
Quarter 1	4,535	4,535	4,558	635,487	71.36	150,106.4
Quarter 2	5,697	5,697	5,725	642,615	88.65	153,735.9
Quarter 3	5,087	5,087	5,128	653,641	77.83	157,926.4
Quarter 4	4,227	4,227	4,249	662,611	63.79	160,363.0
<i>2002</i>						
Quarter 1	4,747	4,747	4,781	636,009	74.64	150,467.2
Quarter 2	5,880	5,880	5,922	647,920	90.75	151,049.2
Quarter 3	5,242	5,242	5,274	634,814	82.58	153,015.7
Quarter 4	4,146	4,146	4,168	628,263	65.99	143,372.0
<i>2003</i>						
Quarter 1	4,193	4,193	4,226	566,325	74.04	133,178.0
Quarter 2	5,258	5,258	5,294	558,700	94.11	131,182.5
Quarter 3	4,939	4,939	4,981	551,789	89.51	132,094.8
Quarter 4	3,729	3,729	3,755	545,499	68.36	131,042.5
<i>2004</i>						
Quarter 1	4,763	4,763	4,787	550,213	86.57	128,950.6
Quarter 2	4,786	4,786	4,804	551,393	86.80	128,587.5
Quarter 3	4,582	4,582	4,609	551,156	83.13	129,146.2
Quarter 4	3,566	3,566	3,592	548,592	65.00	128,977.6
<i>2005</i>						
Quarter 1	3,631	3,631	3,661	543,838	66.77	125,490.0
Quarter 2	4,358	4,358	4,381	542,790	80.29	127,926.7
Quarter 3	2,921	2,921	2,934	554,151	52.71	121,384.0
Quarter 4	2,242	2,242	2,249	478,131	46.89	112,366.7
<i>2006</i>						
Quarter 1	966	966	973	366,691	26.34	83,234.4
Quarter 2	1,168	1,168	1,172	359,744	32.47	83,621.9
Quarter 3	1,163	1,163	1,164	355,416	32.72	84,203.0
Quarter 4	793	793	799	355,909	22.28	82,997.8
<i>2007</i>						
Quarter 1	11,031	11,031	11,092	6,279,085	17.57	1,457,914.3
Quarter 2	13,758	13,758	13,828	6,371,442	21.59	1,492,856.9
Quarter 3	12,333	12,333	12,386	6,413,622	19.23	1,515,527.1
Quarter 4	10,278	10,278	10,328	6,591,092	15.59	1,572,244.1
<i>2008</i>						
Quarter 1	18,698	18,698	18,797	8,245,692	22.68	1,898,204.0
Quarter 2	22,485	22,485	22,601	8,361,712	26.89	1,915,390.0
Quarter 3	20,178	20,178	20,270	8,361,002	24.13	1,939,162.6
Quarter 4	16,933	16,933	17,024	19,361,159	8.75	1,977,863.2

**Table 2. Summary of Loop Diuretic Users in the Sentinel Distributed Database (SDD) between January 1, 2000 and March 31, 2021, by Year-Quarter**

	<b>New Users</b>	<b>New Episodes</b>	<b>Adjusted Dispensings</b>	<b>Eligible Members<sup>1</sup></b>	<b>New Users per 10,000 Eligible Members<sup>1</sup></b>	<b>Eligible Member-Years<sup>1</sup></b>
<i>2009</i>						
Quarter 1	32,229	32,229	32,394	18,202,440	17.71	4,193,249.8
Quarter 2	39,159	39,159	39,364	18,141,813	21.58	4,243,585.3
Quarter 3	35,012	35,012	35,183	18,331,741	19.10	4,305,634.7
Quarter 4	29,170	29,170	29,317	18,060,996	16.15	4,308,537.9
<i>2010</i>						
Quarter 1	30,354	30,354	30,541	17,636,093	17.21	4,088,765.7
Quarter 2	37,887	37,887	38,068	17,496,714	21.65	4,109,456.7
Quarter 3	33,282	33,282	33,452	17,483,831	19.04	4,122,131.6
Quarter 4	26,203	26,203	26,330	17,130,240	15.30	4,094,072.7
<i>2011</i>						
Quarter 1	146,054	146,054	146,875	26,620,730	54.86	6,191,468.2
Quarter 2	166,824	166,824	167,684	26,689,048	62.51	6,266,437.1
Quarter 3	148,371	148,371	149,146	26,865,423	55.23	6,348,303.2
Quarter 4	125,255	125,255	125,912	26,714,001	46.89	6,375,407.6
<i>2012</i>						
Quarter 1	144,072	144,072	144,935	27,031,042	53.30	6,268,789.8
Quarter 2	157,222	157,222	158,188	27,254,777	57.69	6,273,303.3
Quarter 3	140,257	140,257	140,969	27,423,271	51.15	6,360,589.4
Quarter 4	122,798	122,798	123,509	28,870,759	42.53	6,395,935.9
<i>2013</i>						
Quarter 1	135,057	135,057	135,988	27,165,932	49.72	6,319,813.8
Quarter 2	158,251	158,251	159,239	27,185,983	58.21	6,386,051.4
Quarter 3	140,274	140,274	141,115	27,386,485	51.22	6,482,237.9
Quarter 4	119,689	119,689	120,423	27,109,060	44.15	6,471,254.9
<i>2014</i>						
Quarter 1	138,641	138,641	139,748	29,927,852	46.33	6,982,040.3
Quarter 2	166,724	166,724	167,779	29,927,551	55.71	7,028,975.0
Quarter 3	146,961	146,961	147,834	30,106,990	48.81	7,126,299.2
Quarter 4	127,559	127,559	128,358	29,936,184	42.61	7,123,067.5
<i>2015</i>						
Quarter 1	141,152	141,152	142,241	31,019,300	45.50	7,236,866.8
Quarter 2	166,668	166,668	167,890	31,282,663	53.28	7,356,875.3
Quarter 3	148,347	148,347	149,340	31,458,767	47.16	7,458,628.9
Quarter 4	128,793	128,793	129,759	31,383,766	41.04	7,468,800.3
<i>2016</i>						
Quarter 1	141,804	141,804	142,916	32,292,375	43.91	7,508,308.6
Quarter 2	159,719	159,719	160,927	32,558,451	49.06	7,522,404.8
Quarter 3	145,079	145,079	146,128	32,745,741	44.30	7,623,048.4
Quarter 4	126,829	126,829	127,869	35,682,280	35.54	7,664,925.4

**Table 2. Summary of Loop Diuretic Users in the Sentinel Distributed Database (SDD) between January 1, 2000 and March 31, 2021, by Year-Quarter**

	New Users	New Episodes	Adjusted Dispensings	Eligible Members <sup>1</sup>	New Users per 10,000 Eligible Members <sup>1</sup>	Eligible Member-Years <sup>1</sup>
<b>2017</b>						
Quarter 1	138,856	138,856	140,118	32,333,145	42.95	7,527,564.4
Quarter 2	156,392	156,392	157,642	32,355,519	48.34	7,602,832.6
Quarter 3	140,766	140,766	141,935	32,471,737	43.35	7,696,281.2
Quarter 4	123,594	123,594	124,707	32,542,757	37.98	7,736,298.7
<b>2018</b>						
Quarter 1	134,038	134,038	135,344	32,401,995	41.37	7,555,856.5
Quarter 2	156,625	156,625	158,117	32,375,418	48.38	7,604,576.0
Quarter 3	137,439	137,439	138,616	32,397,019	42.42	7,667,225.2
Quarter 4	121,467	121,467	122,715	32,252,862	37.66	7,673,360.5
<b>2019</b>						
Quarter 1	129,472	129,472	130,987	31,871,060	40.62	7,432,785.3
Quarter 2	150,274	150,274	151,857	31,899,076	47.11	7,484,777.9
Quarter 3	135,640	135,640	137,099	32,024,500	42.36	7,568,688.6
Quarter 4	117,136	117,136	118,520	31,789,317	36.85	7,574,469.4
<b>2020</b>						
Quarter 1	121,945	121,945	123,343	31,613,544	38.57	7,355,690.0
Quarter 2	123,438	123,438	125,071	31,915,694	38.68	7,437,049.3
Quarter 3	130,234	130,234	131,830	32,554,373	40.01	7,558,851.1
Quarter 4	112,964	112,964	114,313	34,991,081	32.28	7,584,242.7
<b>2021</b>						
Quarter 1	107,516	107,516	108,478	22,342,670	48.12	5,017,327.0
<b>Bumetanide</b>						
<b>2000</b>						
Quarter 1	0	0	0	0	NaN	0.0
Quarter 2	0	0	0	0	NaN	0.0
Quarter 3	0	0	0	0	NaN	0.0
Quarter 4	0	0	0	602,392	0.00	1,649.3
<b>2001</b>						
Quarter 1	74	74	74	635,487	1.16	150,106.4
Quarter 2	107	107	107	642,615	1.67	153,735.9
Quarter 3	81	81	81	653,641	1.24	157,926.4
Quarter 4	70	70	70	662,611	1.06	160,363.0
<b>2002</b>						
Quarter 1	106	106	106	636,728	1.66	150,532.6
Quarter 2	136	136	136	650,176	2.09	151,391.1
Quarter 3	99	99	99	638,719	1.55	153,740.8
Quarter 4	106	106	106	633,542	1.67	144,430.3



**Table 2. Summary of Loop Diuretic Users in the Sentinel Distributed Database (SDD) between January 1, 2000 and March 31, 2021, by Year-Quarter**

	New Users	New Episodes	Adjusted Dispensings	Eligible Members <sup>1</sup>	New Users per 10,000 Eligible Members <sup>1</sup>	Eligible Member-Years <sup>1</sup>
<i>2003</i>						
Quarter 1	95	95	95	572,685	1.66	134,487.6
Quarter 2	129	129	129	566,546	2.28	132,799.9
Quarter 3	102	102	102	561,261	1.82	134,103.1
Quarter 4	92	92	92	556,312	1.65	133,410.4
<i>2004</i>						
Quarter 1	118	118	118	562,421	2.10	131,600.6
Quarter 2	136	136	136	565,080	2.41	131,545.2
Quarter 3	114	114	114	566,363	2.01	132,460.8
Quarter 4	80	80	80	564,946	1.42	132,631.8
<i>2005</i>						
Quarter 1	87	87	87	561,076	1.55	129,298.9
Quarter 2	92	92	92	561,304	1.64	132,023.8
Quarter 3	61	61	61	574,036	1.06	125,552.1
Quarter 4	63	63	63	496,580	1.27	116,492.4
<i>2006</i>						
Quarter 1	21	21	21	376,942	0.56	85,431.1
Quarter 2	24	24	24	370,150	0.65	85,912.3
Quarter 3	30	30	30	367,373	0.82	86,785.5
Quarter 4	13	13	13	368,197	0.35	85,712.2
<i>2007</i>						
Quarter 1	295	295	295	6,291,474	0.47	1,460,682.8
Quarter 2	378	378	378	6,384,104	0.59	1,495,710.0
Quarter 3	275	275	275	6,426,337	0.43	1,518,409.7
Quarter 4	255	255	255	6,604,455	0.39	1,575,277.1
<i>2008</i>						
Quarter 1	516	516	516	8,260,404	0.62	1,901,341.1
Quarter 2	631	631	631	8,380,105	0.75	1,919,107.5
Quarter 3	545	545	545	8,383,097	0.65	1,943,780.4
Quarter 4	473	473	473	19,386,463	0.24	1,983,331.1
<i>2009</i>						
Quarter 1	935	935	935	18,230,095	0.51	4,199,071.1
Quarter 2	1,104	1,104	1,104	18,174,760	0.61	4,250,447.9
Quarter 3	1,022	1,022	1,022	18,370,450	0.56	4,313,675.6
Quarter 4	866	866	866	18,102,724	0.48	4,317,649.9
<i>2010</i>						
Quarter 1	931	931	931	17,681,906	0.53	4,098,376.9
Quarter 2	1,187	1,187	1,187	17,551,844	0.68	4,120,913.8
Quarter 3	1,036	1,036	1,036	17,549,445	0.59	4,136,070.3
Quarter 4	856	856	856	17,202,892	0.50	4,110,087.8

**Table 2. Summary of Loop Diuretic Users in the Sentinel Distributed Database (SDD) between January 1, 2000 and March 31, 2021, by Year-Quarter**

	New Users	New Episodes	Adjusted Dispensings	Eligible Members <sup>1</sup>	New Users per 10,000 Eligible Members <sup>1</sup>	Eligible Member-Years <sup>1</sup>
<b>2011</b>						
Quarter 1	4,364	4,364	4,364	26,692,481	1.63	6,206,910.3
Quarter 2	4,734	4,734	4,734	26,769,373	1.77	6,283,691.3
Quarter 3	4,120	4,120	4,120	26,955,286	1.53	6,367,857.3
Quarter 4	3,650	3,650	3,650	26,810,356	1.36	6,396,956.4
<b>2012</b>						
Quarter 1	4,287	4,287	4,287	27,139,926	1.58	6,291,036.1
Quarter 2	4,564	4,564	4,564	27,399,750	1.67	6,302,077.8
Quarter 3	4,008	4,008	4,008	27,609,577	1.45	6,398,740.5
Quarter 4	3,585	3,585	3,585	29,090,763	1.23	6,442,822.1
<b>2013</b>						
Quarter 1	4,440	4,440	4,440	27,409,181	1.62	6,370,986.5
Quarter 2	4,998	4,998	4,998	27,465,640	1.82	6,444,952.2
Quarter 3	4,401	4,401	4,401	27,703,534	1.59	6,550,336.6
Quarter 4	3,885	3,885	3,885	27,455,699	1.42	6,547,587.9
<b>2014</b>						
Quarter 1	4,171	4,171	4,171	30,289,407	1.38	7,060,250.9
Quarter 2	3,754	3,754	3,754	30,321,969	1.24	7,113,998.2
Quarter 3	3,961	3,961	3,961	30,533,330	1.30	7,219,591.8
Quarter 4	3,582	3,582	3,582	30,386,764	1.18	7,223,729.4
<b>2015</b>						
Quarter 1	4,263	4,263	4,263	31,483,611	1.35	7,338,276.1
Quarter 2	5,020	5,020	5,020	31,777,251	1.58	7,464,560.2
Quarter 3	4,380	4,380	4,380	31,984,945	1.37	7,574,799.3
Quarter 4	4,061	4,061	4,061	31,934,342	1.27	7,592,441.0
<b>2016</b>						
Quarter 1	4,538	4,538	4,538	32,856,882	1.38	7,633,530.3
Quarter 2	5,182	5,182	5,182	33,153,286	1.56	7,652,868.2
Quarter 3	4,455	4,455	4,455	33,372,459	1.33	7,762,468.2
Quarter 4	4,410	4,410	4,410	36,337,944	1.21	7,811,779.2
<b>2017</b>						
Quarter 1	4,757	4,757	4,757	32,989,088	1.44	7,672,283.0
Quarter 2	5,440	5,440	5,440	33,035,385	1.65	7,753,137.4
Quarter 3	4,885	4,885	4,885	33,176,521	1.47	7,854,165.1
Quarter 4	4,362	4,362	4,362	33,268,003	1.31	7,900,476.7
<b>2018</b>						
Quarter 1	4,438	4,438	4,438	33,126,961	1.34	7,716,268.8
Quarter 2	4,964	4,964	4,964	33,121,229	1.50	7,769,895.1
Quarter 3	4,805	4,805	4,805	33,162,447	1.45	7,839,098.4
Quarter 4	4,347	4,347	4,347	33,034,339	1.32	7,850,626.3

**Table 2. Summary of Loop Diuretic Users in the Sentinel Distributed Database (SDD) between January 1, 2000 and March 31, 2021, by Year-Quarter**

	New Users	New Episodes	Adjusted Dispensings	Eligible Members <sup>1</sup>	New Users per 10,000 Eligible Members <sup>1</sup>	Eligible Member-Years <sup>1</sup>
<b>2019</b>						
Quarter 1	4,884	4,884	4,884	32,645,531	1.50	7,604,707.8
Quarter 2	5,473	5,473	5,473	32,691,506	1.67	7,660,606.1
Quarter 3	5,179	5,179	5,179	32,835,445	1.58	7,750,980.6
Quarter 4	4,670	4,670	4,670	32,610,528	1.43	7,761,535.0
<b>2020</b>						
Quarter 1	4,980	4,980	4,980	32,406,720	1.54	7,533,489.5
Quarter 2	4,792	4,792	4,792	32,729,258	1.46	7,620,035.2
Quarter 3	4,829	4,829	4,829	33,398,123	1.45	7,748,767.7
Quarter 4	4,530	4,530	4,530	35,852,479	1.26	7,779,148.0
<b>2021</b>						
Quarter 1	4,515	4,515	4,515	23,117,087	1.95	5,184,537.3
<b><i>Furosemide</i></b>						
<b>2000</b>						
Quarter 1	0	0	0	0	NaN	0.0
Quarter 2	0	0	0	0	NaN	0.0
Quarter 3	0	0	0	0	NaN	0.0
Quarter 4	43	43	43	602,392	0.71	1,649.3
<b>2001</b>						
Quarter 1	4,365	4,365	4,365	635,487	68.69	150,106.4
Quarter 2	5,475	5,475	5,475	642,615	85.20	153,735.9
Quarter 3	4,890	4,890	4,890	653,641	74.81	157,926.4
Quarter 4	4,055	4,055	4,055	662,611	61.20	160,363.0
<b>2002</b>						
Quarter 1	4,539	4,539	4,539	636,044	71.36	150,469.9
Quarter 2	5,577	5,577	5,577	648,004	86.06	151,062.6
Quarter 3	5,030	5,030	5,030	634,963	79.22	153,042.6
Quarter 4	3,971	3,971	3,971	628,466	63.19	143,413.0
<b>2003</b>						
Quarter 1	4,020	4,020	4,020	566,568	70.95	133,226.8
Quarter 2	5,035	5,035	5,035	559,004	90.07	131,243.5
Quarter 3	4,740	4,740	4,740	552,169	85.84	132,174.6
Quarter 4	3,580	3,580	3,580	545,940	65.57	131,138.1
<b>2004</b>						
Quarter 1	4,558	4,558	4,558	550,715	82.77	129,059.5
Quarter 2	4,555	4,555	4,555	551,962	82.52	128,710.3
Quarter 3	4,394	4,394	4,394	551,792	79.63	129,285.2
Quarter 4	3,407	3,407	3,407	549,254	62.03	129,127.1

**Table 2. Summary of Loop Diuretic Users in the Sentinel Distributed Database (SDD) between January 1, 2000 and March 31, 2021, by Year-Quarter**

	New Users	New Episodes	Adjusted Dispensings	Eligible Members <sup>1</sup>	New Users per 10,000 Eligible Members <sup>1</sup>	Eligible Member-Years <sup>1</sup>
<i>2005</i>						
Quarter 1	3,492	3,492	3,492	544,540	64.13	125,642.3
Quarter 2	4,224	4,224	4,224	543,559	77.71	128,093.3
Quarter 3	2,830	2,830	2,830	554,969	50.99	121,555.5
Quarter 4	2,170	2,170	2,170	478,905	45.31	112,537.6
<i>2006</i>						
Quarter 1	930	930	930	367,082	25.33	83,315.5
Quarter 2	1,129	1,129	1,129	360,118	31.35	83,704.6
Quarter 3	1,119	1,119	1,119	355,840	31.45	84,294.6
Quarter 4	782	782	782	356,344	21.95	83,093.1
<i>2007</i>						
Quarter 1	10,392	10,392	10,392	6,279,514	16.55	1,458,009.3
Quarter 2	12,985	12,985	12,985	6,371,877	20.38	1,492,955.5
Quarter 3	11,688	11,688	11,688	6,414,059	18.22	1,515,626.0
Quarter 4	9,668	9,668	9,668	6,591,563	14.67	1,572,349.5
<i>2008</i>						
Quarter 1	17,675	17,675	17,675	8,246,237	21.43	1,898,315.9
Quarter 2	21,247	21,247	21,247	8,362,449	25.41	1,915,533.3
Quarter 3	19,127	19,127	19,127	8,361,941	22.87	1,939,354.6
Quarter 4	16,046	16,046	16,046	19,362,300	8.29	1,978,099.7
<i>2009</i>						
Quarter 1	30,283	30,283	30,283	18,203,726	16.64	4,193,514.7
Quarter 2	36,947	36,947	36,947	18,143,388	20.36	4,243,909.4
Quarter 3	32,981	32,981	32,981	18,333,590	17.99	4,306,014.6
Quarter 4	27,532	27,532	27,532	18,062,996	15.24	4,308,971.9
<i>2010</i>						
Quarter 1	28,665	28,665	28,665	17,638,310	16.25	4,089,218.0
Quarter 2	35,735	35,735	35,735	17,499,455	20.42	4,110,011.9
Quarter 3	31,451	31,451	31,451	17,487,104	17.99	4,122,824.0
Quarter 4	24,670	24,670	24,670	17,133,867	14.40	4,094,865.9
<i>2011</i>						
Quarter 1	138,236	138,236	138,236	26,624,388	51.92	6,192,245.5
Quarter 2	158,023	158,023	158,023	26,693,208	59.20	6,267,319.1
Quarter 3	140,945	140,945	140,945	26,870,137	52.45	6,349,316.2
Quarter 4	118,720	118,720	118,720	26,719,064	44.43	6,376,528.4
<i>2012</i>						
Quarter 1	136,351	136,351	136,351	27,036,713	50.43	6,269,941.6
Quarter 2	149,187	149,187	149,187	27,262,294	54.72	6,274,792.3
Quarter 3	133,278	133,278	133,278	27,432,959	48.58	6,362,558.3
Quarter 4	116,532	116,532	116,532	28,882,146	40.35	6,398,345.8

**Table 2. Summary of Loop Diuretic Users in the Sentinel Distributed Database (SDD) between January 1, 2000 and March 31, 2021, by Year-Quarter**

	<b>New Users</b>	<b>New Episodes</b>	<b>Adjusted Dispensings</b>	<b>Eligible Members<sup>1</sup></b>	<b>New Users per 10,000 Eligible Members<sup>1</sup></b>	<b>Eligible Member-Years<sup>1</sup></b>
<b>2013</b>						
Quarter 1	127,589	127,589	127,589	27,178,502	46.94	6,322,441.8
Quarter 2	149,917	149,917	149,917	27,200,496	55.12	6,389,092.6
Quarter 3	133,054	133,054	133,054	27,402,969	48.55	6,485,768.8
Quarter 4	113,273	113,273	113,273	27,127,075	41.76	6,475,201.6
<b>2014</b>						
Quarter 1	131,547	131,547	131,547	29,946,476	43.93	6,986,048.4
Quarter 2	159,309	159,309	159,309	29,947,877	53.20	7,033,330.1
Quarter 3	140,094	140,094	140,094	30,128,910	46.50	7,131,081.3
Quarter 4	121,599	121,599	121,599	29,959,431	40.59	7,128,215.4
<b>2015</b>						
Quarter 1	134,115	134,115	134,115	31,043,356	43.20	7,242,086.3
Quarter 2	158,421	158,421	158,421	31,308,165	50.60	7,362,411.4
Quarter 3	141,169	141,169	141,169	31,485,592	44.84	7,464,539.9
Quarter 4	122,231	122,231	122,231	31,411,746	38.91	7,475,042.2
<b>2016</b>						
Quarter 1	134,434	134,434	134,434	32,320,847	41.59	7,514,619.3
Quarter 2	151,640	151,640	151,640	32,588,179	46.53	7,528,910.4
Quarter 3	137,911	137,911	137,911	32,776,753	42.08	7,629,939.9
Quarter 4	120,037	120,037	120,037	35,714,692	33.61	7,672,143.9
<b>2017</b>						
Quarter 1	131,489	131,489	131,489	32,365,463	40.63	7,534,643.1
Quarter 2	148,050	148,050	148,050	32,388,909	45.71	7,610,186.1
Quarter 3	133,357	133,357	133,357	32,506,364	41.02	7,703,981.3
Quarter 4	116,766	116,766	116,766	32,578,187	35.84	7,744,276.0
<b>2018</b>						
Quarter 1	126,681	126,681	126,681	32,437,397	39.05	7,563,637.2
Quarter 2	148,379	148,379	148,379	32,411,913	45.78	7,612,604.9
Quarter 3	129,864	129,864	129,864	32,434,522	40.04	7,675,584.8
Quarter 4	114,487	114,487	114,487	32,291,247	35.45	7,682,001.1
<b>2019</b>						
Quarter 1	121,713	121,713	121,713	31,909,141	38.14	7,441,152.3
Quarter 2	141,452	141,452	141,452	31,937,959	44.29	7,493,327.2
Quarter 3	127,512	127,512	127,512	32,064,135	39.77	7,577,535.5
Quarter 4	109,696	109,696	109,696	31,829,542	34.46	7,583,557.3
<b>2020</b>						
Quarter 1	113,831	113,831	113,831	31,652,947	35.96	7,364,449.5
Quarter 2	115,764	115,764	115,764	31,956,220	36.23	7,446,119.9
Quarter 3	121,899	121,899	121,899	32,596,615	37.40	7,568,310.2
Quarter 4	105,314	105,314	105,314	35,034,646	30.06	7,593,993.0

**Table 2. Summary of Loop Diuretic Users in the Sentinel Distributed Database (SDD) between January 1, 2000 and March 31, 2021, by Year-Quarter**

	New Users	New Episodes	Adjusted Dispensings	Eligible Members <sup>1</sup>	New Users per 10,000 Eligible Members <sup>1</sup>	Eligible Member-Years <sup>1</sup>
<b>2021</b>						
Quarter 1	99,924	99,924	99,924	22,381,859	44.65	5,025,691.2
<b>Torsemide</b>						
<b>2000</b>						
Quarter 1	0	0	0	0	NaN	0.0
Quarter 2	0	0	0	0	NaN	0.0
Quarter 3	0	0	0	0	NaN	0.0
Quarter 4	0	0	0	602,392	0.00	1,649.3
<b>2001</b>						
Quarter 1	96	96	96	635,487	1.51	150,106.4
Quarter 2	111	111	111	642,615	1.73	153,735.9
Quarter 3	114	114	114	653,641	1.74	157,926.4
Quarter 4	103	103	103	662,611	1.55	160,363.0
<b>2002</b>						
Quarter 1	106	106	106	636,728	1.66	150,532.2
Quarter 2	174	174	174	650,179	2.68	151,390.2
Quarter 3	127	127	127	638,717	1.99	153,740.5
Quarter 4	87	87	87	633,534	1.37	144,429.3
<b>2003</b>						
Quarter 1	101	101	101	572,689	1.76	134,487.5
Quarter 2	129	129	129	566,553	2.28	132,801.1
Quarter 3	132	132	132	561,256	2.35	134,102.7
Quarter 4	90	90	90	556,293	1.62	133,407.4
<b>2004</b>						
Quarter 1	118	118	118	562,389	2.10	131,596.1
Quarter 2	128	128	128	565,049	2.27	131,538.7
Quarter 3	135	135	135	566,329	2.38	132,453.9
Quarter 4	111	111	111	564,910	1.96	132,625.9
<b>2005</b>						
Quarter 1	96	96	96	561,027	1.71	129,289.6
Quarter 2	95	95	95	561,251	1.69	132,010.4
Quarter 3	74	74	74	573,978	1.29	125,539.6
Quarter 4	45	45	45	496,531	0.91	116,480.0
<b>2006</b>						
Quarter 1	22	22	22	376,947	0.58	85,435.2
Quarter 2	26	26	26	370,164	0.70	85,917.4
Quarter 3	29	29	29	367,380	0.79	86,788.7
Quarter 4	20	20	20	368,203	0.54	85,716.4

**Table 2. Summary of Loop Diuretic Users in the Sentinel Distributed Database (SDD) between January 1, 2000 and March 31, 2021, by Year-Quarter**

	New Users	New Episodes	Adjusted Dispensings	Eligible Members <sup>1</sup>	New Users per 10,000 Eligible Members <sup>1</sup>	Eligible Member-Years <sup>1</sup>
<i>2007</i>						
Quarter 1	360	360	360	6,291,481	0.57	1,460,685.2
Quarter 2	406	406	406	6,384,100	0.64	1,495,710.0
Quarter 3	387	387	387	6,426,325	0.60	1,518,408.6
Quarter 4	351	351	351	6,604,438	0.53	1,575,273.2
<i>2008</i>						
Quarter 1	502	502	502	8,260,364	0.61	1,901,335.9
Quarter 2	612	612	612	8,380,036	0.73	1,919,094.8
Quarter 3	524	524	524	8,383,001	0.63	1,943,764.1
Quarter 4	446	446	446	19,386,398	0.23	1,983,316.9
<i>2009</i>						
Quarter 1	1,009	1,009	1,009	18,230,038	0.55	4,199,057.3
Quarter 2	1,125	1,125	1,125	18,174,712	0.62	4,250,433.4
Quarter 3	1,043	1,043	1,043	18,370,412	0.57	4,313,669.5
Quarter 4	799	799	799	18,102,713	0.44	4,317,651.5
<i>2010</i>						
Quarter 1	808	808	808	17,681,948	0.46	4,098,386.2
Quarter 2	1,038	1,038	1,038	17,551,889	0.59	4,120,921.5
Quarter 3	910	910	910	17,549,493	0.52	4,136,081.4
Quarter 4	754	754	754	17,203,004	0.44	4,110,109.3
<i>2011</i>						
Quarter 1	3,470	3,470	3,470	26,692,590	1.30	6,206,933.9
Quarter 2	4,093	4,093	4,093	26,769,557	1.53	6,283,725.6
Quarter 3	3,389	3,389	3,389	26,955,493	1.26	6,367,903.2
Quarter 4	2,969	2,969	2,969	26,810,576	1.11	6,397,008.3
<i>2012</i>						
Quarter 1	3,511	3,511	3,511	27,140,308	1.29	6,291,105.2
Quarter 2	3,722	3,722	3,722	27,400,270	1.36	6,302,192.3
Quarter 3	3,237	3,237	3,237	27,610,344	1.17	6,398,892.3
Quarter 4	3,036	3,036	3,036	29,091,687	1.04	6,443,005.2
<i>2013</i>						
Quarter 1	3,443	3,443	3,443	27,410,179	1.26	6,371,198.9
Quarter 2	4,030	4,030	4,030	27,466,700	1.47	6,445,189.9
Quarter 3	3,503	3,503	3,503	27,704,936	1.26	6,550,616.6
Quarter 4	3,227	3,227	3,227	27,457,157	1.18	6,547,907.9
<i>2014</i>						
Quarter 1	3,716	3,716	3,716	30,291,012	1.23	7,060,600.3
Quarter 2	4,701	4,701	4,701	30,323,927	1.55	7,114,398.4
Quarter 3	3,918	3,918	3,918	30,535,388	1.28	7,220,031.9
Quarter 4	3,419	3,419	3,419	30,388,925	1.13	7,224,200.6

**Table 2. Summary of Loop Diuretic Users in the Sentinel Distributed Database (SDD) between January 1, 2000 and March 31, 2021, by Year-Quarter**

	New Users	New Episodes	Adjusted Dispensings	Eligible Members <sup>1</sup>	New Users per 10,000 Eligible Members <sup>1</sup>	Eligible Member-Years <sup>1</sup>
<b>2015</b>						
Quarter 1	3,984	3,984	3,984	31,485,792	1.27	7,338,773.1
Quarter 2	4,710	4,710	4,710	31,779,397	1.48	7,465,052.8
Quarter 3	4,182	4,182	4,182	31,986,823	1.31	7,575,267.2
Quarter 4	3,882	3,882	3,882	31,936,312	1.22	7,592,892.2
<b>2016</b>						
Quarter 1	4,399	4,399	4,399	32,858,900	1.34	7,633,980.4
Quarter 2	4,743	4,743	4,743	33,155,354	1.43	7,653,340.7
Quarter 3	4,396	4,396	4,396	33,374,696	1.32	7,762,976.6
Quarter 4	4,046	4,046	4,046	36,340,385	1.11	7,812,325.5
<b>2017</b>						
Quarter 1	4,518	4,518	4,518	32,991,513	1.37	7,672,835.0
Quarter 2	5,022	5,022	5,022	33,037,840	1.52	7,753,685.1
Quarter 3	4,598	4,598	4,598	33,178,965	1.39	7,854,735.1
Quarter 4	4,326	4,326	4,326	33,270,492	1.30	7,901,036.7
<b>2018</b>						
Quarter 1	4,908	4,908	4,908	33,129,401	1.48	7,716,800.5
Quarter 2	5,537	5,537	5,537	33,123,678	1.67	7,770,462.6
Quarter 3	5,012	5,012	5,012	33,164,937	1.51	7,839,666.1
Quarter 4	4,913	4,913	4,913	33,036,841	1.49	7,851,192.8
<b>2019</b>						
Quarter 1	5,257	5,257	5,257	32,647,881	1.61	7,605,246.7
Quarter 2	6,110	6,110	6,110	32,693,841	1.87	7,661,153.3
Quarter 3	5,527	5,527	5,527	32,837,875	1.68	7,751,540.8
Quarter 4	5,254	5,254	5,254	32,612,793	1.61	7,762,080.0
<b>2020</b>						
Quarter 1	5,698	5,698	5,698	32,408,502	1.76	7,533,919.2
Quarter 2	5,365	5,365	5,365	32,730,861	1.64	7,620,431.8
Quarter 3	6,129	6,129	6,129	33,399,639	1.84	7,749,127.5
Quarter 4	5,698	5,698	5,698	35,853,952	1.59	7,779,475.1
<b>2021</b>						
Quarter 1	5,685	5,685	5,685	23,118,161	2.46	5,184,760.4
<b>Ethacrynic Acid</b>						
<b>2000</b>						
Quarter 1	0	0	0	0	NaN	0.0
Quarter 2	0	0	0	0	NaN	0.0
Quarter 3	0	0	0	0	NaN	0.0
Quarter 4	0	0	0	602,392	0.00	1,649.3



**Table 2. Summary of Loop Diuretic Users in the Sentinel Distributed Database (SDD) between January 1, 2000 and March 31, 2021, by Year-Quarter**

	New Users	New Episodes	Adjusted Dispensings	Eligible Members <sup>1</sup>	New Users per 10,000 Eligible Members <sup>1</sup>	Eligible Member-Years <sup>1</sup>
<i>2001</i>						
Quarter 1	*****	*****	*****	*****	0.05	150,106.4
Quarter 2	*****	*****	*****	*****	0.08	153,735.9
Quarter 3	*****	*****	*****	*****	0.06	157,926.4
Quarter 4	*****	*****	*****	*****	0.03	160,363.0
<i>2002</i>						
Quarter 1	0	0	0	636,744	0.00	150,533.5
Quarter 2	*****	*****	*****	*****	0.05	151,397.0
Quarter 3	0	0	0	638,790	0.00	153,753.5
Quarter 4	0	0	0	633,635	0.00	144,449.4
<i>2003</i>						
Quarter 1	0	0	0	572,804	0.00	134,511.0
Quarter 2	0	0	0	566,698	0.00	132,830.3
Quarter 3	*****	*****	*****	*****	0.04	134,142.2
Quarter 4	*****	*****	*****	*****	0.04	133,456.2
<i>2004</i>						
Quarter 1	0	0	0	562,657	0.00	131,652.8
Quarter 2	*****	*****	*****	*****	0.04	131,604.2
Quarter 3	*****	*****	*****	*****	0.02	132,528.3
Quarter 4	*****	*****	*****	*****	0.04	132,705.7
<i>2005</i>						
Quarter 1	*****	*****	*****	*****	0.05	129,373.2
Quarter 2	*****	*****	*****	*****	0.02	132,104.8
Quarter 3	*****	*****	*****	*****	0.02	125,637.3
Quarter 4	*****	*****	*****	*****	0.02	116,578.5
<i>2006</i>						
Quarter 1	*****	*****	*****	*****	0.08	85,477.7
Quarter 2	0	0	0	370,368	0.00	85,961.3
Quarter 3	0	0	0	367,617	0.00	86,839.3
Quarter 4	0	0	0	368,451	0.00	85,769.2
<i>2007</i>						
Quarter 1	*****	*****	*****	*****	0.01	1,460,738.8
Quarter 2	12	12	12	6,384,350	0.02	1,495,766.3
Quarter 3	*****	*****	*****	*****	0.01	1,518,465.3
Quarter 4	18	18	18	6,604,717	0.03	1,575,335.5
<i>2008</i>						
Quarter 1	20	20	20	8,260,692	0.02	1,901,402.8
Quarter 2	25	25	25	8,380,474	0.03	1,919,180.9
Quarter 3	21	21	21	8,383,556	0.03	1,943,875.9
Quarter 4	17	17	17	19,387,029	0.01	1,983,450.2

**Table 2. Summary of Loop Diuretic Users in the Sentinel Distributed Database (SDD) between January 1, 2000 and March 31, 2021, by Year-Quarter**

	New Users	New Episodes	Adjusted Dispensings	Eligible Members <sup>1</sup>	New Users per 10,000 Eligible Members <sup>1</sup>	Eligible Member-Years <sup>1</sup>
<i>2009</i>						
Quarter 1	44	44	44	18,230,729	0.02	4,199,201.8
Quarter 2	50	50	50	18,175,536	0.03	4,250,605.0
Quarter 3	45	45	45	18,371,350	0.02	4,313,861.2
Quarter 4	46	46	46	18,103,703	0.03	4,317,863.1
<i>2010</i>						
Quarter 1	37	37	37	17,683,024	0.02	4,098,605.7
Quarter 2	53	53	53	17,553,203	0.03	4,121,190.0
Quarter 3	41	41	41	17,551,054	0.02	4,136,410.2
Quarter 4	38	38	38	17,204,712	0.02	4,110,484.6
<i>2011</i>						
Quarter 1	170	170	170	26,694,307	0.06	6,207,299.4
Quarter 2	183	183	183	26,771,484	0.07	6,284,136.8
Quarter 3	130	130	130	26,957,676	0.05	6,368,371.6
Quarter 4	115	115	115	26,812,922	0.04	6,397,526.0
<i>2012</i>						
Quarter 1	166	166	166	27,142,849	0.06	6,291,627.4
Quarter 2	146	146	146	27,403,621	0.05	6,302,850.2
Quarter 3	157	157	157	27,614,612	0.06	6,399,758.6
Quarter 4	143	143	143	29,096,674	0.05	6,444,067.0
<i>2013</i>						
Quarter 1	178	178	178	27,415,708	0.06	6,372,352.4
Quarter 2	167	167	167	27,473,109	0.06	6,446,521.8
Quarter 3	170	170	170	27,712,145	0.06	6,552,168.4
Quarter 4	161	161	161	27,465,080	0.06	6,549,640.1
<i>2014</i>						
Quarter 1	160	160	160	30,299,144	0.05	7,062,347.0
Quarter 2	140	140	140	30,332,727	0.05	7,116,285.8
Quarter 3	137	137	137	30,544,927	0.04	7,222,107.9
Quarter 4	118	118	118	30,399,103	0.04	7,226,449.8
<i>2015</i>						
Quarter 1	122	122	122	31,496,422	0.04	7,341,055.9
Quarter 2	147	147	147	31,790,830	0.05	7,467,507.5
Quarter 3	105	105	105	31,999,138	0.03	7,577,937.1
Quarter 4	86	86	86	31,949,178	0.03	7,595,741.8
<i>2016</i>						
Quarter 1	106	106	106	32,872,025	0.03	7,636,872.8
Quarter 2	88	88	88	33,169,146	0.03	7,656,334.8
Quarter 3	100	100	100	33,389,216	0.03	7,766,168.4
Quarter 4	98	98	98	36,355,602	0.03	7,815,696.9

**Table 2. Summary of Loop Diuretic Users in the Sentinel Distributed Database (SDD) between January 1, 2000 and March 31, 2021, by Year-Quarter**

	New Users	New Episodes	Adjusted Dispensings	Eligible Members <sup>1</sup>	New Users per 10,000 Eligible Members <sup>1</sup>	Eligible Member-Years <sup>1</sup>
<b>2017</b>						
Quarter 1	80	80	80	33,006,807	0.02	7,676,151.7
Quarter 2	104	104	104	33,053,798	0.03	7,757,167.8
Quarter 3	78	78	78	33,195,678	0.02	7,858,410.8
Quarter 4	90	90	90	33,287,717	0.03	7,904,888.2
<b>2018</b>						
Quarter 1	132	132	132	33,146,753	0.04	7,720,587.6
Quarter 2	233	233	233	33,141,718	0.07	7,774,386.3
Quarter 3	107	107	107	33,183,643	0.03	7,843,797.3
Quarter 4	58	58	58	33,056,137	0.02	7,855,502.4
<b>2019</b>						
Quarter 1	73	73	73	32,667,187	0.02	7,609,455.0
Quarter 2	67	67	67	32,713,566	0.02	7,665,461.9
Quarter 3	63	63	63	32,858,082	0.02	7,756,004.8
Quarter 4	48	48	48	32,633,505	0.01	7,766,708.0
<b>2020</b>						
Quarter 1	63	63	63	32,429,077	0.02	7,538,441.2
Quarter 2	54	54	54	32,752,285	0.02	7,625,164.4
Quarter 3	37	37	37	33,422,187	0.01	7,754,126.2
Quarter 4	105	105	105	35,877,333	0.03	7,784,676.3
<b>2021</b>						
Quarter 1	69	69	69	23,139,598	0.03	5,189,304.6
<b>Pediatric Cohort</b>						
<i>First Bumetanide Use</i>						
<b>2000</b>						
Quarter 1	*****	*****	*****	*****	0.08	114,411.1
Quarter 2	*****	*****	*****	*****	0.02	114,497.5
Quarter 3	*****	*****	*****	*****	0.02	117,927.6
Quarter 4	*****	*****	*****	*****	0.02	120,547.9
<b>2001</b>						
Quarter 1	*****	*****	*****	*****	0.02	119,527.8
Quarter 2	*****	*****	*****	*****	0.02	122,978.3
Quarter 3	*****	*****	*****	*****	0.04	127,818.8
Quarter 4	*****	*****	*****	*****	0.02	129,605.3
<b>2002</b>						
Quarter 1	*****	*****	*****	*****	0.02	121,201.6
Quarter 2	*****	*****	*****	*****	0.06	122,098.6
Quarter 3	0	0	0	510,952	0.00	122,974.3
Quarter 4	*****	*****	*****	*****	0.06	119,507.1

**Table 2. Summary of Loop Diuretic Users in the Sentinel Distributed Database (SDD) between January 1, 2000 and March 31, 2021, by Year-Quarter**

	New Users	New Episodes	Adjusted Dispensings	Eligible Members <sup>1</sup>	New Users per 10,000 Eligible Members <sup>1</sup>	Eligible Member-Years <sup>1</sup>
<b>2003</b>						
Quarter 1	0	0	0	489,576	0.00	114,531.0
Quarter 2	0	0	0	486,154	0.00	114,710.8
Quarter 3	*****	*****	*****	*****	0.02	116,920.8
Quarter 4	*****	*****	*****	*****	0.06	117,858.2
<b>2004</b>						
Quarter 1	*****	*****	*****	*****	0.06	116,871.2
Quarter 2	*****	*****	*****	*****	0.04	117,211.0
Quarter 3	*****	*****	*****	*****	0.02	118,734.2
Quarter 4	*****	*****	*****	*****	0.08	119,405.2
<b>2005</b>						
Quarter 1	*****	*****	*****	*****	0.02	115,689.5
Quarter 2	*****	*****	*****	*****	0.02	118,284.6
Quarter 3	0	0	0	508,153	0.00	122,831.7
Quarter 4	*****	*****	*****	*****	0.06	126,868.5
<b>2006</b>						
Quarter 1	*****	*****	*****	*****	0.01	700,575.1
Quarter 2	*****	*****	*****	*****	0.01	710,431.3
Quarter 3	*****	*****	*****	*****	0.02	720,596.0
Quarter 4	*****	*****	*****	*****	0.01	745,142.8
<b>2007</b>						
Quarter 1	*****	*****	*****	*****	0.01	817,343.5
Quarter 2	*****	*****	*****	*****	0.01	828,624.9
Quarter 3	*****	*****	*****	*****	0.01	837,173.4
Quarter 4	*****	*****	*****	*****	0.01	840,039.5
<b>2008</b>						
Quarter 1	15	15	15	8,430,188	0.02	1,968,278.1
Quarter 2	*****	*****	*****	*****	0.01	1,964,584.3
Quarter 3	*****	*****	*****	*****	0.00	1,985,623.6
Quarter 4	11	11	11	8,311,060	0.01	1,980,815.2
<b>2009</b>						
Quarter 1	*****	*****	*****	*****	0.01	1,922,201.6
Quarter 2	*****	*****	*****	*****	0.01	1,917,078.7
Quarter 3	*****	*****	*****	*****	0.01	1,912,496.6
Quarter 4	*****	*****	*****	*****	0.01	1,898,147.4
<b>2010</b>						
Quarter 1	*****	*****	*****	*****	0.01	1,777,059.5
Quarter 2	11	11	11	7,565,211	0.01	1,779,149.8
Quarter 3	*****	*****	*****	*****	0.01	1,791,009.9
Quarter 4	11	11	11	7,433,232	0.01	1,779,266.2

**Table 2. Summary of Loop Diuretic Users in the Sentinel Distributed Database (SDD) between January 1, 2000 and March 31, 2021, by Year-Quarter**

	New Users	New Episodes	Adjusted Dispensings	Eligible Members <sup>1</sup>	New Users per 10,000 Eligible Members <sup>1</sup>	Eligible Member-Years <sup>1</sup>
<i>2011</i>						
Quarter 1	*****	*****	*****	*****	0.01	1,667,931.0
Quarter 2	*****	*****	*****	*****	0.01	1,679,361.5
Quarter 3	*****	*****	*****	*****	0.01	1,691,958.5
Quarter 4	*****	*****	*****	*****	0.01	1,689,661.0
<i>2012</i>						
Quarter 1	*****	*****	*****	*****	0.01	1,597,338.1
Quarter 2	*****	*****	*****	*****	0.01	1,586,195.7
Quarter 3	*****	*****	*****	*****	0.00	1,598,940.6
Quarter 4	*****	*****	*****	*****	0.01	1,595,910.9
<i>2013</i>						
Quarter 1	16	16	16	7,594,059	0.02	1,775,606.5
Quarter 2	*****	*****	*****	*****	0.01	1,780,522.3
Quarter 3	*****	*****	*****	*****	0.01	1,802,431.5
Quarter 4	*****	*****	*****	*****	0.01	1,798,357.3
<i>2014</i>						
Quarter 1	*****	*****	*****	*****	0.01	1,807,782.2
Quarter 2	*****	*****	*****	*****	0.01	1,822,650.2
Quarter 3	*****	*****	*****	*****	0.01	1,831,523.9
Quarter 4	*****	*****	*****	*****	0.00	1,822,479.1
<i>2015</i>						
Quarter 1	*****	*****	*****	*****	0.01	1,806,629.4
Quarter 2	12	12	12	7,693,702	0.02	1,820,632.3
Quarter 3	*****	*****	*****	*****	0.01	1,834,663.7
Quarter 4	*****	*****	*****	*****	0.01	1,841,310.9
<i>2016</i>						
Quarter 1	*****	*****	*****	*****	0.01	1,879,352.4
Quarter 2	*****	*****	*****	*****	0.01	1,877,946.2
Quarter 3	14	14	14	7,979,844	0.02	1,901,038.8
Quarter 4	*****	*****	*****	*****	0.01	1,905,498.0
<i>2017</i>						
Quarter 1	12	12	12	7,944,357	0.02	1,859,206.7
Quarter 2	*****	*****	*****	*****	0.01	1,866,435.5
Quarter 3	11	11	11	7,885,744	0.01	1,872,795.0
Quarter 4	13	13	13	7,777,435	0.02	1,859,643.9
<i>2018</i>						
Quarter 1	12	12	12	7,656,362	0.02	1,792,199.9
Quarter 2	*****	*****	*****	*****	0.01	1,796,932.7
Quarter 3	12	12	12	7,621,902	0.02	1,806,215.4
Quarter 4	21	21	21	7,545,522	0.03	1,805,196.3

**Table 2. Summary of Loop Diuretic Users in the Sentinel Distributed Database (SDD) between January 1, 2000 and March 31, 2021, by Year-Quarter**

	New Users	New Episodes	Adjusted Dispensings	Eligible Members <sup>1</sup>	New Users per 10,000 Eligible Members <sup>1</sup>	Eligible Member-Years <sup>1</sup>
<b>2019</b>						
Quarter 1	*****	*****	*****	*****	0.01	1,731,172.5
Quarter 2	11	11	11	7,356,295	0.01	1,741,334.1
Quarter 3	15	15	15	7,359,614	0.02	1,750,306.5
Quarter 4	12	12	12	7,257,564	0.02	1,741,234.7
<b>2020</b>						
Quarter 1	18	18	18	6,566,277	0.03	1,555,493.7
Quarter 2	13	13	13	6,459,283	0.02	1,537,180.1
Quarter 3	12	12	12	6,411,156	0.02	1,530,978.4
Quarter 4	*****	*****	*****	*****	0.01	1,510,558.8
<b>2021</b>						
Quarter 1	*****	*****	*****	*****	0.02	651,031.7
<b>First Bumetanide Use with 365 Days of Enrollment</b>						
<b>2000</b>						
Quarter 1	0	0	0	0	NaN	0.0
Quarter 2	0	0	0	0	NaN	0.0
Quarter 3	0	0	0	0	NaN	0.0
Quarter 4	0	0	0	420,181	0.00	1,150.4
<b>2001</b>						
Quarter 1	*****	*****	*****	*****	0.02	104,156.4
Quarter 2	*****	*****	*****	*****	0.02	107,049.2
Quarter 3	*****	*****	*****	*****	0.04	110,444.5
Quarter 4	*****	*****	*****	*****	0.02	112,278.1
<b>2002</b>						
Quarter 1	*****	*****	*****	*****	0.02	104,796.4
Quarter 2	*****	*****	*****	*****	0.07	105,005.3
Quarter 3	0	0	0	435,786	0.00	105,533.7
Quarter 4	*****	*****	*****	*****	0.07	101,952.3
<b>2003</b>						
Quarter 1	0	0	0	409,626	0.00	96,774.6
Quarter 2	0	0	0	406,971	0.00	96,738.3
Quarter 3	*****	*****	*****	*****	0.02	97,862.9
Quarter 4	*****	*****	*****	*****	0.07	97,659.2
<b>2004</b>						
Quarter 1	*****	*****	*****	*****	0.07	96,346.4
Quarter 2	*****	*****	*****	*****	0.05	96,763.3
Quarter 3	0	0	0	414,064	0.00	97,988.2
Quarter 4	*****	*****	*****	*****	0.07	98,574.1

**Table 2. Summary of Loop Diuretic Users in the Sentinel Distributed Database (SDD) between January 1, 2000 and March 31, 2021, by Year-Quarter**

	New Users	New Episodes	Adjusted Dispensings	Eligible Members <sup>1</sup>	New Users per 10,000 Eligible Members <sup>1</sup>	Eligible Member-Years <sup>1</sup>
<i>2005</i>						
Quarter 1	*****	*****	*****	*****	0.05	95,974.4
Quarter 2	*****	*****	*****	*****	0.02	98,431.3
Quarter 3	0	0	0	425,763	0.00	102,860.7
Quarter 4	*****	*****	*****	*****	0.07	107,063.1
<i>2006</i>						
Quarter 1	*****	*****	*****	*****	0.02	103,916.4
Quarter 2	*****	*****	*****	*****	0.02	105,992.2
Quarter 3	*****	*****	*****	*****	0.09	107,998.5
Quarter 4	*****	*****	*****	*****	0.02	108,562.7
<i>2007</i>						
Quarter 1	*****	*****	*****	*****	0.03	536,045.7
Quarter 2	*****	*****	*****	*****	0.02	543,837.9
Quarter 3	*****	*****	*****	*****	0.01	548,516.7
Quarter 4	*****	*****	*****	*****	0.00	564,981.5
<i>2008</i>						
Quarter 1	*****	*****	*****	*****	0.01	620,442.5
Quarter 2	*****	*****	*****	*****	0.01	622,679.9
Quarter 3	*****	*****	*****	*****	0.00	630,443.5
Quarter 4	*****	*****	*****	*****	0.00	642,110.7
<i>2009</i>						
Quarter 1	*****	*****	*****	*****	0.01	1,377,482.3
Quarter 2	*****	*****	*****	*****	0.02	1,388,627.7
Quarter 3	*****	*****	*****	*****	0.01	1,403,760.0
Quarter 4	*****	*****	*****	*****	0.01	1,404,681.5
<i>2010</i>						
Quarter 1	*****	*****	*****	*****	0.01	1,335,460.1
Quarter 2	*****	*****	*****	*****	0.01	1,339,603.2
Quarter 3	*****	*****	*****	*****	0.01	1,340,599.2
Quarter 4	*****	*****	*****	*****	0.02	1,329,413.2
<i>2011</i>						
Quarter 1	*****	*****	*****	*****	0.01	1,256,352.8
Quarter 2	*****	*****	*****	*****	0.00	1,264,628.2
Quarter 3	*****	*****	*****	*****	0.01	1,273,997.2
Quarter 4	*****	*****	*****	*****	0.01	1,270,515.4
<i>2012</i>						
Quarter 1	*****	*****	*****	*****	0.02	1,196,651.6
Quarter 2	*****	*****	*****	*****	0.01	1,192,455.7
Quarter 3	0	0	0	5,123,711	0.00	1,202,606.2
Quarter 4	*****	*****	*****	*****	0.01	1,200,021.2

**Table 2. Summary of Loop Diuretic Users in the Sentinel Distributed Database (SDD) between January 1, 2000 and March 31, 2021, by Year-Quarter**

	New Users	New Episodes	Adjusted Dispensings	Eligible Members <sup>1</sup>	New Users per 10,000 Eligible Members <sup>1</sup>	Eligible Member-Years <sup>1</sup>
<b>2013</b>						
Quarter 1	*****	*****	*****	*****	0.02	1,158,487.2
Quarter 2	*****	*****	*****	*****	0.01	1,164,977.5
Quarter 3	*****	*****	*****	*****	0.01	1,174,586.9
Quarter 4	*****	*****	*****	*****	0.01	1,169,294.2
<b>2014</b>						
Quarter 1	*****	*****	*****	*****	0.01	1,277,954.7
Quarter 2	*****	*****	*****	*****	0.01	1,282,817.1
Quarter 3	*****	*****	*****	*****	0.01	1,301,387.2
Quarter 4	*****	*****	*****	*****	0.00	1,295,768.1
<b>2015</b>						
Quarter 1	*****	*****	*****	*****	0.01	1,319,697.6
Quarter 2	*****	*****	*****	*****	0.01	1,339,105.2
Quarter 3	*****	*****	*****	*****	0.01	1,353,951.1
Quarter 4	*****	*****	*****	*****	0.01	1,355,064.0
<b>2016</b>						
Quarter 1	*****	*****	*****	*****	0.01	1,351,958.7
Quarter 2	*****	*****	*****	*****	0.01	1,351,183.1
Quarter 3	*****	*****	*****	*****	0.01	1,367,053.8
Quarter 4	*****	*****	*****	*****	0.01	1,375,297.0
<b>2017</b>						
Quarter 1	*****	*****	*****	*****	0.02	1,349,313.5
Quarter 2	*****	*****	*****	*****	0.02	1,358,758.6
Quarter 3	*****	*****	*****	*****	0.01	1,370,243.7
Quarter 4	*****	*****	*****	*****	0.02	1,375,627.1
<b>2018</b>						
Quarter 1	*****	*****	*****	*****	0.01	1,335,382.7
Quarter 2	*****	*****	*****	*****	0.01	1,337,394.7
Quarter 3	*****	*****	*****	*****	0.01	1,338,129.5
Quarter 4	15	15	15	5,550,839	0.03	1,337,078.5
<b>2019</b>						
Quarter 1	*****	*****	*****	*****	0.01	1,291,627.2
Quarter 2	*****	*****	*****	*****	0.01	1,304,783.0
Quarter 3	*****	*****	*****	*****	0.01	1,319,026.9
Quarter 4	*****	*****	*****	*****	0.02	1,318,552.9
<b>2020</b>						
Quarter 1	15	15	15	4,837,409	0.03	1,140,990.6
Quarter 2	*****	*****	*****	*****	0.02	1,137,033.4
Quarter 3	*****	*****	*****	*****	0.02	1,145,794.9
Quarter 4	*****	*****	*****	*****	0.02	1,142,097.9



**Table 2. Summary of Loop Diuretic Users in the Sentinel Distributed Database (SDD) between January 1, 2000 and March 31, 2021, by Year-Quarter**

	New Users	New Episodes	Adjusted Dispensings	Eligible Members <sup>1</sup>	New Users per 10,000 Eligible Members <sup>1</sup>	Eligible Member-Years <sup>1</sup>
<b>2021</b>						
Quarter 1	*****	*****	*****	*****	0.01	539,349.2
<i>First Bumetanide Use with 365 Days of Enrollment, and 365 Day Washout</i>						
<b>2000</b>						
Quarter 1	0	0	0	0	NaN	0.0
Quarter 2	0	0	0	0	NaN	0.0
Quarter 3	0	0	0	0	NaN	0.0
Quarter 4	0	0	0	419,945	0.00	1,149.7
<b>2001</b>						
Quarter 1	0	0	0	438,279	0.00	104,094.7
Quarter 2	0	0	0	444,258	0.00	106,985.6
Quarter 3	*****	*****	*****	*****	0.02	110,378.1
Quarter 4	0	0	0	462,703	0.00	112,207.2
<b>2002</b>						
Quarter 1	*****	*****	*****	*****	0.02	104,724.9
Quarter 2	0	0	0	446,699	0.00	104,928.3
Quarter 3	0	0	0	435,511	0.00	105,457.6
Quarter 4	*****	*****	*****	*****	0.05	101,878.2
<b>2003</b>						
Quarter 1	0	0	0	409,382	0.00	96,709.2
Quarter 2	0	0	0	406,732	0.00	96,672.3
Quarter 3	*****	*****	*****	*****	0.02	97,797.2
Quarter 4	*****	*****	*****	*****	0.05	97,592.8
<b>2004</b>						
Quarter 1	*****	*****	*****	*****	0.05	96,275.4
Quarter 2	*****	*****	*****	*****	0.05	96,689.3
Quarter 3	0	0	0	413,784	0.00	97,910.1
Quarter 4	*****	*****	*****	*****	0.05	98,492.8
<b>2005</b>						
Quarter 1	*****	*****	*****	*****	0.02	95,893.4
Quarter 2	*****	*****	*****	*****	0.02	98,348.8
Quarter 3	0	0	0	425,465	0.00	102,775.8
Quarter 4	*****	*****	*****	*****	0.02	106,980.0
<b>2006</b>						
Quarter 1	*****	*****	*****	*****	0.02	103,834.8
Quarter 2	0	0	0	446,576	0.00	105,908.8
Quarter 3	*****	*****	*****	*****	0.04	107,916.0
Quarter 4	*****	*****	*****	*****	0.02	108,482.3

**Table 2. Summary of Loop Diuretic Users in the Sentinel Distributed Database (SDD) between January 1, 2000 and March 31, 2021, by Year-Quarter**

	New Users	New Episodes	Adjusted Dispensings	Eligible Members <sup>1</sup>	New Users per 10,000 Eligible Members <sup>1</sup>	Eligible Member-Years <sup>1</sup>
<i>2007</i>						
Quarter 1	*****	*****	*****	*****	0.02	535,878.9
Quarter 2	*****	*****	*****	*****	0.02	543,670.9
Quarter 3	*****	*****	*****	*****	0.00	548,343.9
Quarter 4	*****	*****	*****	*****	0.00	564,803.2
<i>2008</i>						
Quarter 1	*****	*****	*****	*****	0.01	620,257.9
Quarter 2	*****	*****	*****	*****	0.00	622,490.5
Quarter 3	*****	*****	*****	*****	0.00	630,254.3
Quarter 4	*****	*****	*****	*****	0.00	641,927.5
<i>2009</i>						
Quarter 1	*****	*****	*****	*****	0.01	1,377,129.9
Quarter 2	*****	*****	*****	*****	0.01	1,388,263.1
Quarter 3	*****	*****	*****	*****	0.00	1,403,394.1
Quarter 4	*****	*****	*****	*****	0.00	1,404,315.0
<i>2010</i>						
Quarter 1	*****	*****	*****	*****	0.01	1,335,126.6
Quarter 2	*****	*****	*****	*****	0.01	1,339,272.1
Quarter 3	*****	*****	*****	*****	0.01	1,340,264.8
Quarter 4	*****	*****	*****	*****	0.01	1,329,081.0
<i>2011</i>						
Quarter 1	*****	*****	*****	*****	0.00	1,256,017.0
Quarter 2	*****	*****	*****	*****	0.00	1,264,285.3
Quarter 3	*****	*****	*****	*****	0.00	1,273,655.1
Quarter 4	*****	*****	*****	*****	0.01	1,270,184.7
<i>2012</i>						
Quarter 1	*****	*****	*****	*****	0.01	1,196,343.2
Quarter 2	*****	*****	*****	*****	0.01	1,192,151.7
Quarter 3	0	0	0	5,122,588	0.00	1,202,297.2
Quarter 4	*****	*****	*****	*****	0.01	1,199,720.8
<i>2013</i>						
Quarter 1	*****	*****	*****	*****	0.02	1,158,199.1
Quarter 2	*****	*****	*****	*****	0.01	1,164,688.8
Quarter 3	*****	*****	*****	*****	0.01	1,174,293.3
Quarter 4	*****	*****	*****	*****	0.00	1,169,005.4
<i>2014</i>						
Quarter 1	*****	*****	*****	*****	0.01	1,277,643.1
Quarter 2	*****	*****	*****	*****	0.01	1,282,509.2
Quarter 3	*****	*****	*****	*****	0.01	1,301,080.0
Quarter 4	*****	*****	*****	*****	0.00	1,295,466.9

**Table 2. Summary of Loop Diuretic Users in the Sentinel Distributed Database (SDD) between January 1, 2000 and March 31, 2021, by Year-Quarter**

	New Users	New Episodes	Adjusted Dispensings	Eligible Members <sup>1</sup>	New Users per 10,000 Eligible Members <sup>1</sup>	Eligible Member-Years <sup>1</sup>
<b>2015</b>						
Quarter 1	*****	*****	*****	*****	0.01	1,319,384.5
Quarter 2	*****	*****	*****	*****	0.01	1,338,777.2
Quarter 3	*****	*****	*****	*****	0.01	1,353,614.5
Quarter 4	*****	*****	*****	*****	0.00	1,354,734.9
<b>2016</b>						
Quarter 1	*****	*****	*****	*****	0.01	1,351,631.9
Quarter 2	*****	*****	*****	*****	0.00	1,350,857.1
Quarter 3	*****	*****	*****	*****	0.01	1,366,718.9
Quarter 4	0	0	0	6,462,236	0.00	1,374,963.4
<b>2017</b>						
Quarter 1	*****	*****	*****	*****	0.01	1,348,996.6
Quarter 2	*****	*****	*****	*****	0.01	1,358,434.6
Quarter 3	*****	*****	*****	*****	0.01	1,369,911.6
Quarter 4	*****	*****	*****	*****	0.01	1,375,307.5
<b>2018</b>						
Quarter 1	*****	*****	*****	*****	0.01	1,335,071.4
Quarter 2	*****	*****	*****	*****	0.00	1,337,069.1
Quarter 3	*****	*****	*****	*****	0.01	1,337,794.4
Quarter 4	*****	*****	*****	*****	0.01	1,336,744.9
<b>2019</b>						
Quarter 1	*****	*****	*****	*****	0.01	1,291,315.4
Quarter 2	*****	*****	*****	*****	0.01	1,304,471.8
Quarter 3	*****	*****	*****	*****	0.01	1,318,704.1
Quarter 4	*****	*****	*****	*****	0.01	1,318,234.6
<b>2020</b>						
Quarter 1	*****	*****	*****	*****	0.02	1,140,746.4
Quarter 2	*****	*****	*****	*****	0.01	1,136,797.6
Quarter 3	*****	*****	*****	*****	0.02	1,145,566.9
Quarter 4	*****	*****	*****	*****	0.01	1,141,879.2
<b>2021</b>						
Quarter 1	0	0	0	2,293,723	0.00	539,245.3
<b>First Bumetanide Use with 365 Days of Enrollment, and No Prior Evidence of Cancer and History of ASD</b>						
<b>2000</b>						
Quarter 1	0	0	0	0	NaN	0.0
Quarter 2	0	0	0	0	NaN	0.0
Quarter 3	0	0	0	0	NaN	0.0
Quarter 4	0	0	0	774	0.00	2.1

**Table 2. Summary of Loop Diuretic Users in the Sentinel Distributed Database (SDD) between January 1, 2000 and March 31, 2021, by Year-Quarter**

	New Users	New Episodes	Adjusted Dispensings	Eligible Members <sup>1</sup>	New Users per 10,000 Eligible Members <sup>1</sup>	Eligible Member-Years <sup>1</sup>
<i>2001</i>						
Quarter 1	0	0	0	855	0.00	188.8
Quarter 2	0	0	0	876	0.00	192.2
Quarter 3	0	0	0	900	0.00	197.3
Quarter 4	0	0	0	928	0.00	209.4
<i>2002</i>						
Quarter 1	0	0	0	1,005	0.00	217.6
Quarter 2	0	0	0	1,068	0.00	234.9
Quarter 3	0	0	0	1,123	0.00	247.8
Quarter 4	0	0	0	1,154	0.00	255.7
<i>2003</i>						
Quarter 1	0	0	0	1,192	0.00	258.9
Quarter 2	0	0	0	1,232	0.00	268.1
Quarter 3	0	0	0	1,288	0.00	279.2
Quarter 4	0	0	0	1,320	0.00	292.4
<i>2004</i>						
Quarter 1	0	0	0	1,362	0.00	297.6
Quarter 2	*****	*****	*****	*****	7.23	304.0
Quarter 3	0	0	0	1,421	0.00	310.2
Quarter 4	0	0	0	1,424	0.00	314.4
<i>2005</i>						
Quarter 1	0	0	0	1,475	0.00	312.3
Quarter 2	0	0	0	1,433	0.00	311.8
Quarter 3	0	0	0	1,332	0.00	294.9
Quarter 4	0	0	0	1,343	0.00	293.9
<i>2006</i>						
Quarter 1	0	0	0	1,414	0.00	286.7
Quarter 2	0	0	0	1,468	0.00	298.2
Quarter 3	0	0	0	1,550	0.00	338.1
Quarter 4	0	0	0	1,711	0.00	380.1
<i>2007</i>						
Quarter 1	0	0	0	10,250	0.00	2,187.3
Quarter 2	0	0	0	10,804	0.00	2,324.6
Quarter 3	0	0	0	11,098	0.00	2,415.6
Quarter 4	0	0	0	11,706	0.00	2,577.7
<i>2008</i>						
Quarter 1	0	0	0	13,629	0.00	2,912.6
Quarter 2	0	0	0	14,306	0.00	3,022.7
Quarter 3	0	0	0	14,654	0.00	3,149.5
Quarter 4	0	0	0	36,063	0.00	3,308.4

**Table 2. Summary of Loop Diuretic Users in the Sentinel Distributed Database (SDD) between January 1, 2000 and March 31, 2021, by Year-Quarter**

	New Users	New Episodes	Adjusted Dispensings	Eligible Members <sup>1</sup>	New Users per 10,000 Eligible Members <sup>1</sup>	Eligible Member-Years <sup>1</sup>
<i>2009</i>						
Quarter 1	0	0	0	36,587	0.00	7,766.5
Quarter 2	0	0	0	37,323	0.00	8,069.3
Quarter 3	0	0	0	38,132	0.00	8,305.4
Quarter 4	*****	*****	*****	*****	0.26	8,492.0
<i>2010</i>						
Quarter 1	0	0	0	38,297	0.00	8,183.9
Quarter 2	0	0	0	38,982	0.00	8,445.2
Quarter 3	0	0	0	39,629	0.00	8,656.5
Quarter 4	0	0	0	39,620	0.00	8,804.3
<i>2011</i>						
Quarter 1	0	0	0	39,520	0.00	8,515.0
Quarter 2	0	0	0	40,937	0.00	8,874.3
Quarter 3	0	0	0	41,840	0.00	9,168.0
Quarter 4	0	0	0	42,291	0.00	9,421.0
<i>2012</i>						
Quarter 1	0	0	0	42,314	0.00	9,091.9
Quarter 2	0	0	0	43,535	0.00	9,335.3
Quarter 3	*****	*****	*****	*****	0.22	9,600.3
Quarter 4	*****	*****	*****	*****	0.42	9,874.9
<i>2013</i>						
Quarter 1	*****	*****	*****	*****	0.88	9,783.6
Quarter 2	*****	*****	*****	*****	0.43	10,137.4
Quarter 3	*****	*****	*****	*****	0.42	10,439.0
Quarter 4	*****	*****	*****	*****	0.21	10,652.3
<i>2014</i>						
Quarter 1	*****	*****	*****	*****	0.73	11,898.8
Quarter 2	0	0	0	55,124	0.00	12,107.6
Quarter 3	*****	*****	*****	*****	0.18	12,400.1
Quarter 4	*****	*****	*****	*****	0.18	12,544.8
<i>2015</i>						
Quarter 1	*****	*****	*****	*****	0.34	12,928.9
Quarter 2	0	0	0	60,644	0.00	13,368.7
Quarter 3	*****	*****	*****	*****	0.16	13,761.7
Quarter 4	0	0	0	63,649	0.00	14,218.3
<i>2016</i>						
Quarter 1	0	0	0	66,206	0.00	14,539.0
Quarter 2	0	0	0	68,526	0.00	14,951.0
Quarter 3	*****	*****	*****	*****	0.14	15,436.7
Quarter 4	*****	*****	*****	*****	0.13	15,825.7

**Table 2. Summary of Loop Diuretic Users in the Sentinel Distributed Database (SDD) between January 1, 2000 and March 31, 2021, by Year-Quarter**

	New Users	New Episodes	Adjusted Dispensings	Eligible Members <sup>1</sup>	New Users per 10,000 Eligible Members <sup>1</sup>	Eligible Member-Years <sup>1</sup>
<b>2017</b>						
Quarter 1	*****	*****	*****	*****	0.28	15,892.4
Quarter 2	*****	*****	*****	*****	0.68	16,399.6
Quarter 3	*****	*****	*****	*****	0.26	16,875.2
Quarter 4	0	0	0	76,834	0.00	17,308.8
<b>2018</b>						
Quarter 1	*****	*****	*****	*****	0.26	17,232.3
Quarter 2	0	0	0	79,756	0.00	17,729.0
Quarter 3	0	0	0	81,235	0.00	18,115.3
Quarter 4	*****	*****	*****	*****	0.12	18,526.6
<b>2019</b>						
Quarter 1	0	0	0	82,054	0.00	18,173.9
Quarter 2	*****	*****	*****	*****	0.12	18,733.7
Quarter 3	*****	*****	*****	*****	0.12	19,276.9
Quarter 4	*****	*****	*****	*****	0.23	19,710.8
<b>2020</b>						
Quarter 1	*****	*****	*****	*****	0.69	16,122.4
Quarter 2	*****	*****	*****	*****	0.56	15,886.5
Quarter 3	*****	*****	*****	*****	0.69	15,843.2
Quarter 4	*****	*****	*****	*****	0.38	15,857.4
<b>2021</b>						
Quarter 1	*****	*****	*****	*****	0.57	7,666.3
<b><i>First Bumetanide Use with 365 Days of Enrollment, 365 Day Washout, No Prior Evidence of Cancer, and History of ASD</i></b>						
<b>2000</b>						
Quarter 1	0	0	0	0	NaN	0.0
Quarter 2	0	0	0	0	NaN	0.0
Quarter 3	0	0	0	0	NaN	0.0
Quarter 4	0	0	0	773	0.00	2.1
<b>2001</b>						
Quarter 1	0	0	0	854	0.00	188.6
Quarter 2	0	0	0	874	0.00	191.9
Quarter 3	0	0	0	899	0.00	196.9
Quarter 4	0	0	0	926	0.00	209.1
<b>2002</b>						
Quarter 1	0	0	0	1,004	0.00	217.2
Quarter 2	0	0	0	1,067	0.00	234.7
Quarter 3	0	0	0	1,122	0.00	247.6
Quarter 4	0	0	0	1,153	0.00	255.7

**Table 2. Summary of Loop Diuretic Users in the Sentinel Distributed Database (SDD) between January 1, 2000 and March 31, 2021, by Year-Quarter**

	New Users	New Episodes	Adjusted Dispensings	Eligible Members <sup>1</sup>	New Users per 10,000 Eligible Members <sup>1</sup>	Eligible Member- Years <sup>1</sup>
<i>2003</i>						
Quarter 1	0	0	0	1,192	0.00	258.7
Quarter 2	0	0	0	1,231	0.00	267.9
Quarter 3	0	0	0	1,287	0.00	278.8
Quarter 4	0	0	0	1,317	0.00	291.7
<i>2004</i>						
Quarter 1	0	0	0	1,359	0.00	296.8
Quarter 2	*****	*****	*****	*****	7.24	303.2
Quarter 3	0	0	0	1,419	0.00	309.6
Quarter 4	0	0	0	1,421	0.00	313.8
<i>2005</i>						
Quarter 1	0	0	0	1,473	0.00	311.6
Quarter 2	0	0	0	1,431	0.00	311.3
Quarter 3	0	0	0	1,329	0.00	294.2
Quarter 4	0	0	0	1,340	0.00	293.0
<i>2006</i>						
Quarter 1	0	0	0	1,410	0.00	285.9
Quarter 2	0	0	0	1,466	0.00	297.7
Quarter 3	0	0	0	1,549	0.00	337.9
Quarter 4	0	0	0	1,711	0.00	380.1
<i>2007</i>						
Quarter 1	0	0	0	10,245	0.00	2,185.7
Quarter 2	0	0	0	10,798	0.00	2,323.1
Quarter 3	0	0	0	11,091	0.00	2,413.8
Quarter 4	0	0	0	11,696	0.00	2,575.6
<i>2008</i>						
Quarter 1	0	0	0	13,619	0.00	2,910.0
Quarter 2	0	0	0	14,298	0.00	3,020.5
Quarter 3	0	0	0	14,644	0.00	3,147.1
Quarter 4	0	0	0	36,045	0.00	3,306.6
<i>2009</i>						
Quarter 1	0	0	0	36,570	0.00	7,762.6
Quarter 2	0	0	0	37,306	0.00	8,064.8
Quarter 3	0	0	0	38,113	0.00	8,301.1
Quarter 4	*****	*****	*****	*****	0.26	8,487.8
<i>2010</i>						
Quarter 1	0	0	0	38,275	0.00	8,179.5
Quarter 2	0	0	0	38,966	0.00	8,440.7
Quarter 3	0	0	0	39,611	0.00	8,651.9
Quarter 4	0	0	0	39,599	0.00	8,800.4

**Table 2. Summary of Loop Diuretic Users in the Sentinel Distributed Database (SDD) between January 1, 2000 and March 31, 2021, by Year-Quarter**

	New Users	New Episodes	Adjusted Dispensings	Eligible Members <sup>1</sup>	New Users per 10,000 Eligible Members <sup>1</sup>	Eligible Member- Years <sup>1</sup>
<i>2011</i>						
Quarter 1	0	0	0	39,494	0.00	8,508.8
Quarter 2	0	0	0	40,909	0.00	8,868.6
Quarter 3	0	0	0	41,819	0.00	9,162.2
Quarter 4	0	0	0	42,270	0.00	9,416.1
<i>2012</i>						
Quarter 1	0	0	0	42,294	0.00	9,086.9
Quarter 2	0	0	0	43,515	0.00	9,330.9
Quarter 3	0	0	0	44,436	0.00	9,595.8
Quarter 4	*****	*****	*****	*****	0.42	9,870.1
<i>2013</i>						
Quarter 1	*****	*****	*****	*****	0.88	9,779.2
Quarter 2	*****	*****	*****	*****	0.43	10,132.9
Quarter 3	*****	*****	*****	*****	0.42	10,433.9
Quarter 4	*****	*****	*****	*****	0.21	10,646.1
<i>2014</i>						
Quarter 1	*****	*****	*****	*****	0.18	11,891.7
Quarter 2	0	0	0	55,097	0.00	12,101.1
Quarter 3	*****	*****	*****	*****	0.18	12,393.3
Quarter 4	*****	*****	*****	*****	0.18	12,536.8
<i>2015</i>						
Quarter 1	*****	*****	*****	*****	0.17	12,920.2
Quarter 2	0	0	0	60,610	0.00	13,359.5
Quarter 3	*****	*****	*****	*****	0.16	13,752.6
Quarter 4	0	0	0	63,610	0.00	14,208.6
<i>2016</i>						
Quarter 1	0	0	0	66,169	0.00	14,529.8
Quarter 2	0	0	0	68,485	0.00	14,942.1
Quarter 3	*****	*****	*****	*****	0.14	15,426.2
Quarter 4	0	0	0	78,723	0.00	15,814.5
<i>2017</i>						
Quarter 1	*****	*****	*****	*****	0.14	15,882.0
Quarter 2	*****	*****	*****	*****	0.68	16,388.1
Quarter 3	*****	*****	*****	*****	0.26	16,864.0
Quarter 4	0	0	0	76,789	0.00	17,296.6
<i>2018</i>						
Quarter 1	*****	*****	*****	*****	0.26	17,220.3
Quarter 2	0	0	0	79,708	0.00	17,716.8
Quarter 3	0	0	0	81,186	0.00	18,102.3
Quarter 4	*****	*****	*****	*****	0.12	18,513.8



**Table 2. Summary of Loop Diuretic Users in the Sentinel Distributed Database (SDD) between January 1, 2000 and March 31, 2021, by Year-Quarter**

	New Users	New Episodes	Adjusted Dispensings	Eligible Members <sup>1</sup>	New Users per 10,000 Eligible Members <sup>1</sup>	Eligible Member-Years <sup>1</sup>
<i>2019</i>						
Quarter 1	0	0	0	82,006	0.00	18,162.0
Quarter 2	*****	*****	*****	*****	0.12	18,718.3
Quarter 3	*****	*****	*****	*****	0.12	19,260.3
Quarter 4	*****	*****	*****	*****	0.11	19,693.1
<i>2020</i>						
Quarter 1	*****	*****	*****	*****	0.69	16,110.0
Quarter 2	*****	*****	*****	*****	0.42	15,875.3
Quarter 3	*****	*****	*****	*****	0.69	15,832.2
Quarter 4	*****	*****	*****	*****	0.25	15,847.8
<i>2021</i>						
Quarter 1	*****	*****	*****	*****	0.28	7,661.5

<sup>1</sup>Eligible Members and Member-Years are reflective of the number of patients that met all cohort entry criteria on at least one day during the query period.

\*\*\*\*\*Data are not presented in these cells due to a small sample size or to assure a small cell cannot be recalculated through the cells presented.

NaN describes a non-numeric value that could not be calculated.

Quarter 1 contains data from January 1-March 31. Quarter 2 contains data from April 1-June 30. Quarter 3 contains data from July 1-September 30. Quarter 4 contains data from October 1-December 31.

**Table 3. Summary of Loop Diuretic Users in the Sentinel Distributed Database (SDD) between January 1, 2000 and March 31, 2021, Cross-Stratified by Year-Quarter and Sex**

	New Users	New Episodes	Adjusted Dispensings	Eligible Members <sup>1</sup>	New Users per 10,000 Eligible Members <sup>1</sup>	Eligible Member-Years <sup>1</sup>
<b>Prevalent Use</b>						
<i>Loop Diuretics</i>						
<i>Female, 2000</i>						
Quarter 1	43,549	98,992	99,551	519,166	838.83	124,596.6
Quarter 2	45,586	105,047	105,825	518,534	879.13	125,041.4
Quarter 3	46,471	108,874	109,999	526,125	883.27	128,220.2
Quarter 4	45,377	107,376	108,498	532,973	851.39	130,582.8
<i>Female, 2001</i>						
Quarter 1	46,184	105,858	107,086	541,202	853.36	129,100.4
Quarter 2	48,469	109,810	111,307	553,291	876.01	132,504.2
Quarter 3	49,083	114,772	116,358	564,643	869.27	137,786.8
Quarter 4	48,482	115,200	116,829	571,121	848.89	139,504.3
<i>Female, 2002</i>						
Quarter 1	48,728	111,551	113,283	555,769	876.77	132,477.8
Quarter 2	51,347	119,015	120,935	561,647	914.22	133,858.4
Quarter 3	51,957	123,010	125,215	553,623	938.49	135,149.5
Quarter 4	50,710	121,011	122,969	554,300	914.85	130,114.7
<i>Female, 2003</i>						
Quarter 1	50,272	117,237	119,219	522,252	962.60	123,590.6
Quarter 2	51,967	120,738	122,849	520,253	998.88	123,782.9
Quarter 3	53,009	125,085	127,292	524,814	1,010.05	126,376.7
Quarter 4	51,306	120,074	122,088	527,741	972.18	127,377.4
<i>Female, 2004</i>						
Quarter 1	52,578	123,628	125,763	534,321	984.02	127,072.4
Quarter 2	54,563	127,613	129,959	535,896	1,018.16	127,850.6
Quarter 3	55,485	131,947	134,434	539,250	1,028.93	129,248.4
Quarter 4	54,262	132,822	135,259	539,051	1,006.62	129,544.2
<i>Female, 2005</i>						
Quarter 1	53,718	127,555	129,890	531,905	1,009.92	125,316.8
Quarter 2	54,249	127,930	130,373	526,614	1,030.15	126,632.9
Quarter 3	51,285	103,167	104,682	527,688	971.88	120,725.7
Quarter 4	34,993	72,015	72,727	472,042	741.31	113,023.3
<i>Female, 2006</i>						
Quarter 1	84,285	151,992	153,006	4,909,500	171.68	1,148,377.9
Quarter 2	91,478	166,736	167,911	4,966,560	184.19	1,172,671.5
Quarter 3	91,269	170,753	171,914	5,008,198	182.24	1,195,065.0
Quarter 4	87,812	165,255	166,367	5,148,035	170.57	1,240,872.7

**Table 3. Summary of Loop Diuretic Users in the Sentinel Distributed Database (SDD) between January 1, 2000 and March 31, 2021, Cross-Stratified by Year-Quarter and Sex**

	New Users	New Episodes	Adjusted Dispensings	Eligible Members <sup>1</sup>	New Users per 10,000 Eligible Members <sup>1</sup>	Eligible Member-Years <sup>1</sup>
<i>Female, 2007</i>						
Quarter 1	146,859	276,476	278,404	6,424,243	228.60	1,505,290.6
Quarter 2	157,498	300,508	302,901	6,467,992	243.50	1,537,622.1
Quarter 3	157,069	304,896	307,227	6,506,267	241.41	1,556,308.3
Quarter 4	151,192	294,489	296,636	6,472,221	233.60	1,562,943.3
<i>Female, 2008</i>						
Quarter 1	250,008	458,276	461,427	15,040,725	166.22	3,551,985.3
Quarter 2	269,029	491,108	494,731	15,070,490	178.51	3,569,794.5
Quarter 3	267,005	493,222	496,714	15,246,422	175.13	3,624,172.5
Quarter 4	254,450	470,393	473,772	15,017,899	169.43	3,625,799.8
<i>Female, 2009</i>						
Quarter 1	251,299	449,154	452,720	14,974,307	167.82	3,510,266.7
Quarter 2	264,755	474,858	478,831	14,764,612	179.32	3,522,376.3
Quarter 3	261,658	474,627	478,549	14,791,634	176.90	3,533,691.4
Quarter 4	248,970	452,435	456,058	14,461,839	172.16	3,507,484.3
<i>Female, 2010</i>						
Quarter 1	1,651,207	3,235,044	3,262,875	24,400,065	676.72	5,811,614.0
Quarter 2	1,711,278	3,392,460	3,424,713	24,283,072	704.72	5,859,514.5
Quarter 3	1,711,708	3,449,563	3,483,074	24,492,791	698.86	5,936,845.3
Quarter 4	1,659,383	3,351,554	3,383,029	24,208,536	685.45	5,930,288.2
<i>Female, 2011</i>						
Quarter 1	1,685,759	3,290,584	3,322,981	24,274,592	694.45	5,793,784.6
Quarter 2	1,732,027	3,381,758	3,417,025	24,272,998	713.56	5,862,959.8
Quarter 3	1,721,192	3,392,089	3,427,443	24,472,402	703.32	5,940,101.7
Quarter 4	1,671,681	3,276,860	3,310,369	24,367,811	686.02	5,971,466.6
<i>Female, 2012</i>						
Quarter 1	1,701,316	3,261,166	3,296,283	24,497,173	694.49	5,914,270.4
Quarter 2	1,733,383	3,310,599	3,347,539	24,497,038	707.59	5,920,697.3
Quarter 3	1,724,841	3,323,246	3,359,600	24,715,316	697.88	6,008,284.8
Quarter 4	1,684,373	3,256,459	3,291,729	24,572,512	685.47	6,024,001.9
<i>Female, 2013</i>						
Quarter 1	1,784,062	3,330,636	3,368,663	27,387,669	651.41	6,555,735.6
Quarter 2	1,845,732	3,561,770	3,603,965	27,408,870	673.41	6,633,885.5
Quarter 3	1,844,836	3,657,995	3,700,872	27,711,767	665.72	6,756,548.0
Quarter 4	1,796,861	3,561,624	3,602,303	27,637,480	650.15	6,767,813.5
<i>Female, 2014</i>						
Quarter 1	1,793,040	3,477,101	3,525,945	28,590,353	627.15	6,833,067.3
Quarter 2	1,854,197	3,589,786	3,638,850	28,809,529	643.61	6,951,437.3
Quarter 3	1,842,121	3,606,166	3,649,559	28,909,762	637.20	7,031,150.0
Quarter 4	1,797,048	3,513,430	3,553,949	28,763,492	624.77	7,033,820.9

**Table 3. Summary of Loop Diuretic Users in the Sentinel Distributed Database (SDD) between January 1, 2000 and March 31, 2021, Cross-Stratified by Year-Quarter and Sex**

	<b>New Users</b>	<b>New Episodes</b>	<b>Adjusted Dispensings</b>	<b>Eligible Members<sup>1</sup></b>	<b>New Users per 10,000 Eligible Members<sup>1</sup></b>	<b>Eligible Member-Years<sup>1</sup></b>
<i>Female, 2015</i>						
Quarter 1	1,786,149	3,383,229	3,424,675	29,467,395	606.14	7,013,005.4
Quarter 2	1,843,881	3,525,402	3,570,956	29,460,758	625.88	7,118,224.7
Quarter 3	1,842,734	3,592,334	3,638,605	29,588,161	622.79	7,205,840.7
Quarter 4	1,803,174	3,522,116	3,567,689	29,583,689	609.52	7,233,044.5
<i>Female, 2016</i>						
Quarter 1	1,810,380	3,474,766	3,521,950	30,426,747	595.00	7,342,389.1
Quarter 2	1,856,153	3,550,295	3,600,772	30,456,221	609.45	7,362,861.7
Quarter 3	1,853,426	3,575,424	3,625,777	30,679,170	604.13	7,473,467.4
Quarter 4	1,811,449	3,488,692	3,537,308	30,688,453	590.27	7,503,334.8
<i>Female, 2017</i>						
Quarter 1	1,778,549	3,352,314	3,401,837	30,613,877	580.96	7,325,639.5
Quarter 2	1,822,752	3,440,248	3,494,039	30,584,106	595.98	7,398,483.3
Quarter 3	1,816,406	3,465,385	3,521,577	30,699,337	591.68	7,471,713.0
Quarter 4	1,773,929	3,377,843	3,430,254	30,477,403	582.05	7,458,560.3
<i>Female, 2018</i>						
Quarter 1	1,731,641	3,208,182	3,260,081	30,132,420	574.68	7,214,512.2
Quarter 2	1,785,153	3,285,990	3,342,366	30,115,892	592.76	7,282,071.2
Quarter 3	1,769,906	3,272,793	3,328,779	30,287,638	584.37	7,373,792.6
Quarter 4	1,726,659	3,172,377	3,226,590	30,186,212	572.00	7,393,029.2
<i>Female, 2019</i>						
Quarter 1	1,711,554	3,035,400	3,090,502	30,147,495	567.73	7,218,713.4
Quarter 2	1,760,285	3,100,379	3,160,648	30,145,617	583.93	7,290,451.4
Quarter 3	1,761,653	3,112,057	3,172,900	30,298,334	581.44	7,375,236.2
Quarter 4	1,715,785	3,010,796	3,068,614	30,099,108	570.05	7,389,195.5
<i>Female, 2020</i>						
Quarter 1	1,717,799	2,953,318	3,009,583	29,946,379	573.62	7,240,891.0
Quarter 2	1,721,949	2,892,015	2,948,748	29,702,634	579.73	7,215,376.2
Quarter 3	1,726,573	2,890,960	2,949,157	29,765,573	580.06	7,266,083.8
Quarter 4	1,668,412	2,752,964	2,805,383	29,458,995	566.35	7,246,149.1
<i>Female, 2021</i>						
Quarter 1	1,432,575	2,285,496	2,316,294	21,373,056	670.27	4,917,965.1
<i>Male, 2000</i>						
Quarter 1	17,329	39,790	40,096	291,927	593.61	69,817.2
Quarter 2	17,864	42,036	42,421	291,303	613.24	70,162.0
Quarter 3	18,219	43,819	44,331	296,028	615.45	72,274.0
Quarter 4	18,175	43,938	44,500	302,009	601.80	73,989.1

**Table 3. Summary of Loop Diuretic Users in the Sentinel Distributed Database (SDD) between January 1, 2000 and March 31, 2021, Cross-Stratified by Year-Quarter and Sex**

	New Users	New Episodes	Adjusted Dispensings	Eligible Members <sup>1</sup>	New Users per 10,000 Eligible Members <sup>1</sup>	Eligible Member-Years <sup>1</sup>
<i>Male, 2001</i>						
Quarter 1	18,699	43,792	44,372	308,800	605.54	73,723.9
Quarter 2	19,215	44,692	45,457	319,306	601.77	76,196.5
Quarter 3	19,505	46,494	47,262	327,247	596.03	79,911.2
Quarter 4	19,614	47,354	48,126	332,868	589.24	81,211.6
<i>Male, 2002</i>						
Quarter 1	19,975	46,710	47,596	323,908	616.69	77,168.5
Quarter 2	20,764	49,344	50,358	328,548	631.99	78,056.2
Quarter 3	21,159	51,261	52,269	321,018	659.12	78,614.4
Quarter 4	21,147	51,394	52,372	319,550	661.77	73,724.6
<i>Male, 2003</i>						
Quarter 1	20,941	49,752	50,777	290,920	719.82	68,793.0
Quarter 2	21,389	50,867	51,961	286,284	747.13	68,172.8
Quarter 3	21,701	52,345	53,451	289,420	749.81	69,641.6
Quarter 4	21,409	51,180	52,262	290,900	735.96	70,075.5
<i>Male, 2004</i>						
Quarter 1	22,218	53,084	54,133	295,752	751.24	70,189.5
Quarter 2	22,845	54,714	55,884	296,403	770.74	70,603.4
Quarter 3	23,471	56,988	58,193	298,006	787.60	71,281.3
Quarter 4	23,201	57,637	58,859	296,215	783.25	71,164.4
<i>Male, 2005</i>						
Quarter 1	23,186	56,009	57,301	292,316	793.18	68,724.4
Quarter 2	22,984	55,525	56,624	287,083	800.60	69,200.3
Quarter 3	21,595	44,382	45,186	287,552	750.99	63,888.3
Quarter 4	14,685	30,612	31,055	238,593	615.48	57,066.2
<i>Male, 2006</i>						
Quarter 1	53,817	98,063	98,871	4,486,976	119.94	1,045,650.2
Quarter 2	55,822	103,715	104,617	4,538,647	122.99	1,067,052.6
Quarter 3	55,916	105,525	106,399	4,580,791	122.07	1,089,413.3
Quarter 4	55,812	105,456	106,407	4,725,844	118.10	1,134,889.7
<i>Male, 2007</i>						
Quarter 1	99,103	187,331	188,996	5,887,721	168.32	1,373,840.5
Quarter 2	103,617	200,458	202,260	5,937,517	174.51	1,404,521.8
Quarter 3	103,379	201,813	203,652	5,979,363	172.89	1,425,260.0
Quarter 4	102,058	198,981	200,774	5,954,995	171.38	1,432,693.3
<i>Male, 2008</i>						
Quarter 1	178,797	329,548	332,526	14,068,312	127.09	3,310,426.9
Quarter 2	186,041	343,869	347,043	14,104,803	131.90	3,325,427.9
Quarter 3	184,947	345,132	348,295	14,268,735	129.62	3,382,231.9
Quarter 4	182,548	338,780	341,924	14,064,989	129.79	3,382,501.7

**Table 3. Summary of Loop Diuretic Users in the Sentinel Distributed Database (SDD) between January 1, 2000 and March 31, 2021, Cross-Stratified by Year-Quarter and Sex**

	New Users	New Episodes	Adjusted Dispensings	Eligible Members <sup>1</sup>	New Users per 10,000 Eligible Members <sup>1</sup>	Eligible Member-Years <sup>1</sup>
<i>Male, 2009</i>						
Quarter 1	181,933	326,215	329,552	14,045,926	129.53	3,278,175.7
Quarter 2	184,773	335,093	338,583	13,799,491	133.90	3,278,230.4
Quarter 3	183,003	334,211	337,542	13,785,316	132.75	3,282,908.3
Quarter 4	179,680	326,681	329,997	13,482,147	133.27	3,258,480.5
<i>Male, 2010</i>						
Quarter 1	878,206	1,659,970	1,676,863	19,981,767	439.50	4,731,786.8
Quarter 2	898,658	1,724,589	1,743,339	19,906,741	451.43	4,773,763.9
Quarter 3	901,228	1,753,150	1,772,931	20,108,686	448.18	4,846,903.2
Quarter 4	888,698	1,726,390	1,746,278	19,906,079	446.45	4,852,133.0
<i>Male, 2011</i>						
Quarter 1	920,853	1,729,415	1,750,231	20,000,091	460.42	4,746,334.9
Quarter 2	936,210	1,765,907	1,787,475	20,043,290	467.09	4,812,425.9
Quarter 3	935,076	1,773,694	1,795,024	20,246,983	461.83	4,886,532.0
Quarter 4	925,046	1,741,215	1,762,507	20,173,854	458.54	4,921,975.1
<i>Male, 2012</i>						
Quarter 1	961,050	1,768,281	1,791,194	20,294,416	473.55	4,874,451.7
Quarter 2	972,190	1,788,836	1,812,281	20,331,569	478.17	4,886,550.0
Quarter 3	971,881	1,800,259	1,823,596	20,540,913	473.14	4,967,978.4
Quarter 4	965,820	1,786,982	1,810,441	20,423,547	472.90	4,987,120.8
<i>Male, 2013</i>						
Quarter 1	1,064,798	1,887,874	1,914,906	23,024,566	462.46	5,490,529.6
Quarter 2	1,091,726	1,989,445	2,018,118	23,090,972	472.79	5,561,626.5
Quarter 3	1,095,099	2,035,814	2,064,477	23,367,312	468.65	5,674,406.1
Quarter 4	1,085,097	2,006,731	2,035,192	23,352,475	464.66	5,691,343.6
<i>Male, 2014</i>						
Quarter 1	1,103,488	1,992,509	2,025,912	24,199,668	455.99	5,760,343.1
Quarter 2	1,128,498	2,048,652	2,081,987	24,443,644	461.67	5,866,345.1
Quarter 3	1,124,471	2,057,224	2,087,498	24,544,998	458.13	5,942,067.4
Quarter 4	1,118,128	2,036,051	2,066,721	24,441,902	457.46	5,948,295.0
<i>Male, 2015</i>						
Quarter 1	1,137,263	2,012,306	2,044,714	25,123,151	452.68	5,954,515.8
Quarter 2	1,162,575	2,083,576	2,118,017	25,179,176	461.72	6,050,405.6
Quarter 3	1,165,691	2,122,626	2,157,008	25,300,236	460.74	6,134,217.2
Quarter 4	1,160,016	2,108,676	2,143,409	25,321,717	458.11	6,160,243.7
<i>Male, 2016</i>						
Quarter 1	1,183,543	2,113,625	2,151,571	26,087,542	453.68	6,266,064.5
Quarter 2	1,201,776	2,147,452	2,186,791	26,153,583	459.51	6,288,627.1
Quarter 3	1,205,224	2,168,408	2,207,563	26,348,219	457.42	6,389,998.4
Quarter 4	1,197,384	2,140,824	2,180,632	26,409,090	453.40	6,425,665.0

**Table 3. Summary of Loop Diuretic Users in the Sentinel Distributed Database (SDD) between January 1, 2000 and March 31, 2021, Cross-Stratified by Year-Quarter and Sex**

	New Users	New Episodes	Adjusted Dispensings	Eligible Members <sup>1</sup>	New Users per 10,000 Eligible Members <sup>1</sup>	Eligible Member-Years <sup>1</sup>
<i>Male, 2017</i>						
Quarter 1	1,191,390	2,084,443	2,126,004	26,384,233	451.55	6,289,226.0
Quarter 2	1,208,608	2,124,631	2,167,398	26,386,242	458.04	6,351,483.5
Quarter 3	1,208,433	2,143,064	2,186,743	26,489,569	456.19	6,421,222.1
Quarter 4	1,199,598	2,112,188	2,154,940	26,326,214	455.67	6,413,003.2
<i>Male, 2018</i>						
Quarter 1	1,188,972	2,035,453	2,079,669	26,064,640	456.16	6,215,377.2
Quarter 2	1,210,714	2,070,836	2,116,982	26,068,241	464.44	6,271,166.0
Quarter 3	1,203,623	2,064,709	2,110,449	26,215,296	459.13	6,355,044.6
Quarter 4	1,195,114	2,025,565	2,071,519	26,137,531	457.24	6,371,914.6
<i>Male, 2019</i>						
Quarter 1	1,202,908	1,971,922	2,020,348	26,062,814	461.54	6,217,881.2
Quarter 2	1,225,588	2,006,884	2,057,645	26,068,164	470.15	6,275,309.9
Quarter 3	1,225,492	2,008,412	2,058,544	26,184,994	468.01	6,348,459.1
Quarter 4	1,214,160	1,969,925	2,019,862	26,018,367	466.65	6,358,645.7
<i>Male, 2020</i>						
Quarter 1	1,229,860	1,961,066	2,009,815	26,087,004	471.45	6,284,452.5
Quarter 2	1,229,161	1,922,219	1,971,111	25,854,153	475.42	6,254,545.9
Quarter 3	1,234,440	1,928,595	1,977,871	25,847,210	477.59	6,285,932.1
Quarter 4	1,209,322	1,863,062	1,908,354	25,544,286	473.42	6,259,362.8
<i>Male, 2021</i>						
Quarter 1	1,030,341	1,534,923	1,560,622	17,574,869	586.26	4,028,751.7
<b>Bumetanide</b>						
<i>Female, 2000</i>						
Quarter 1	1,048	2,165	2,165	519,166	20.19	124,596.6
Quarter 2	1,207	2,539	2,539	518,534	23.28	125,041.4
Quarter 3	1,308	2,848	2,848	526,125	24.86	128,220.2
Quarter 4	1,319	2,954	2,954	532,973	24.75	130,582.8
<i>Female, 2001</i>						
Quarter 1	1,387	3,026	3,026	541,202	25.63	129,100.4
Quarter 2	1,542	3,251	3,251	553,291	27.87	132,504.2
Quarter 3	1,595	3,513	3,513	564,643	28.25	137,786.8
Quarter 4	1,612	3,607	3,607	571,121	28.23	139,504.3
<i>Female, 2002</i>						
Quarter 1	1,779	3,784	3,784	555,769	32.01	132,477.8
Quarter 2	1,985	4,346	4,346	561,647	35.34	133,858.4
Quarter 3	2,026	4,551	4,551	553,623	36.60	135,149.5
Quarter 4	1,977	4,525	4,525	554,300	35.67	130,114.7

**Table 3. Summary of Loop Diuretic Users in the Sentinel Distributed Database (SDD) between January 1, 2000 and March 31, 2021, Cross-Stratified by Year-Quarter and Sex**

	New Users	New Episodes	Adjusted Dispensings	Eligible Members <sup>1</sup>	New Users per 10,000 Eligible Members <sup>1</sup>	Eligible Member-Years <sup>1</sup>
<i>Female, 2003</i>						
Quarter 1	1,966	4,343	4,343	522,252	37.64	123,590.6
Quarter 2	2,050	4,499	4,499	520,253	39.40	123,782.9
Quarter 3	2,085	4,691	4,691	524,814	39.73	126,376.7
Quarter 4	2,015	4,485	4,485	527,741	38.18	127,377.4
<i>Female, 2004</i>						
Quarter 1	2,112	4,751	4,751	534,321	39.53	127,072.4
Quarter 2	2,235	4,986	4,986	535,896	41.71	127,850.6
Quarter 3	2,279	5,133	5,133	539,250	42.26	129,248.4
Quarter 4	2,210	5,119	5,119	539,051	41.00	129,544.2
<i>Female, 2005</i>						
Quarter 1	2,237	5,131	5,131	531,905	42.06	125,316.8
Quarter 2	2,237	5,028	5,028	526,614	42.48	126,632.9
Quarter 3	2,086	4,054	4,054	527,688	39.53	120,725.7
Quarter 4	1,414	2,800	2,800	472,042	29.95	113,023.3
<i>Female, 2006</i>						
Quarter 1	3,954	7,060	7,060	4,909,500	8.05	1,148,377.9
Quarter 2	4,241	7,725	7,725	4,966,560	8.54	1,172,671.5
Quarter 3	4,174	7,736	7,736	5,008,198	8.33	1,195,065.0
Quarter 4	4,043	7,568	7,568	5,148,035	7.85	1,240,872.7
<i>Female, 2007</i>						
Quarter 1	6,670	12,320	12,320	6,424,243	10.38	1,505,290.6
Quarter 2	7,134	13,350	13,350	6,467,992	11.03	1,537,622.1
Quarter 3	7,081	13,470	13,470	6,506,267	10.88	1,556,308.3
Quarter 4	6,862	13,153	13,153	6,472,221	10.60	1,562,943.3
<i>Female, 2008</i>						
Quarter 1	11,492	20,694	20,694	15,040,725	7.64	3,551,985.3
Quarter 2	12,439	22,254	22,254	15,070,490	8.25	3,569,794.5
Quarter 3	12,360	22,523	22,523	15,246,422	8.11	3,624,172.5
Quarter 4	12,004	21,891	21,891	15,017,899	7.99	3,625,799.8
<i>Female, 2009</i>						
Quarter 1	11,831	20,936	20,936	14,974,307	7.90	3,510,266.7
Quarter 2	12,394	22,084	22,084	14,764,612	8.39	3,522,376.3
Quarter 3	12,374	22,028	22,028	14,791,634	8.37	3,533,691.4
Quarter 4	11,838	21,221	21,221	14,461,839	8.19	3,507,484.3
<i>Female, 2010</i>						
Quarter 1	75,424	144,513	144,513	24,400,065	30.91	5,811,614.0
Quarter 2	78,996	153,089	153,089	24,283,072	32.53	5,859,514.5
Quarter 3	80,422	158,188	158,188	24,492,791	32.83	5,936,845.3
Quarter 4	78,866	156,513	156,513	24,208,536	32.58	5,930,288.2



**Table 3. Summary of Loop Diuretic Users in the Sentinel Distributed Database (SDD) between January 1, 2000 and March 31, 2021, Cross-Stratified by Year-Quarter and Sex**

	<b>New Users</b>	<b>New Episodes</b>	<b>Adjusted Dispensings</b>	<b>Eligible Members<sup>1</sup></b>	<b>New Users per 10,000 Eligible Members<sup>1</sup></b>	<b>Eligible Member-Years<sup>1</sup></b>
<i>Female, 2011</i>						
Quarter 1	80,587	154,985	154,985	24,274,592	33.20	5,793,784.6
Quarter 2	83,383	160,327	160,327	24,272,998	34.35	5,862,959.8
Quarter 3	83,437	161,617	161,617	24,472,402	34.09	5,940,101.7
Quarter 4	81,483	157,504	157,504	24,367,811	33.44	5,971,466.6
<i>Female, 2012</i>						
Quarter 1	83,808	157,732	157,732	24,497,173	34.21	5,914,270.4
Quarter 2	85,384	160,273	160,273	24,497,038	34.85	5,920,697.3
Quarter 3	85,413	162,641	162,641	24,715,316	34.56	6,008,284.8
Quarter 4	83,990	160,378	160,378	24,572,512	34.18	6,024,001.9
<i>Female, 2013</i>						
Quarter 1	90,847	165,350	165,350	27,387,669	33.17	6,555,735.6
Quarter 2	94,803	174,311	174,311	27,408,870	34.59	6,633,885.5
Quarter 3	95,776	178,364	178,364	27,711,767	34.56	6,756,548.0
Quarter 4	94,389	175,242	175,242	27,637,480	34.15	6,767,813.5
<i>Female, 2014</i>						
Quarter 1	91,479	163,495	163,495	28,590,353	32.00	6,833,067.3
Quarter 2	81,823	140,762	140,762	28,809,529	28.40	6,951,437.3
Quarter 3	81,416	143,308	143,308	28,909,762	28.16	7,031,150.0
Quarter 4	81,394	144,606	144,606	28,763,492	28.30	7,033,820.9
<i>Female, 2015</i>						
Quarter 1	82,768	143,448	143,448	29,467,395	28.09	7,013,005.4
Quarter 2	86,863	152,119	152,119	29,460,758	29.48	7,118,224.7
Quarter 3	88,680	158,220	158,220	29,588,161	29.97	7,205,840.7
Quarter 4	88,448	158,267	158,267	29,583,689	29.90	7,233,044.5
<i>Female, 2016</i>						
Quarter 1	90,129	160,046	160,046	30,426,747	29.62	7,342,389.1
Quarter 2	93,793	168,886	168,886	30,456,221	30.80	7,362,861.7
Quarter 3	95,271	173,533	173,533	30,679,170	31.05	7,473,467.4
Quarter 4	95,284	172,710	172,710	30,688,453	31.05	7,503,334.8
<i>Female, 2017</i>						
Quarter 1	94,792	167,477	167,477	30,613,877	30.96	7,325,639.5
Quarter 2	98,485	175,664	175,664	30,584,106	32.20	7,398,483.3
Quarter 3	100,475	181,544	181,544	30,699,337	32.73	7,471,713.0
Quarter 4	99,443	179,766	179,766	30,477,403	32.63	7,458,560.3
<i>Female, 2018</i>						
Quarter 1	96,716	171,097	171,097	30,132,420	32.10	7,214,512.2
Quarter 2	100,106	176,609	176,609	30,115,892	33.24	7,282,071.2
Quarter 3	100,663	179,642	179,642	30,287,638	33.24	7,373,792.6
Quarter 4	99,888	178,170	178,170	30,186,212	33.09	7,393,029.2

**Table 3. Summary of Loop Diuretic Users in the Sentinel Distributed Database (SDD) between January 1, 2000 and March 31, 2021, Cross-Stratified by Year-Quarter and Sex**

	New Users	New Episodes	Adjusted Dispensings	Eligible Members <sup>1</sup>	New Users per 10,000 Eligible Members <sup>1</sup>	Eligible Member-Years <sup>1</sup>
<i>Female, 2019</i>						
Quarter 1	99,981	173,147	173,147	30,147,495	33.16	7,218,713.4
Quarter 2	104,391	181,542	181,542	30,145,617	34.63	7,290,451.4
Quarter 3	106,438	187,175	187,175	30,298,334	35.13	7,375,236.2
Quarter 4	105,935	185,529	185,529	30,099,108	35.20	7,389,195.5
<i>Female, 2020</i>						
Quarter 1	107,148	185,330	185,330	29,946,379	35.78	7,240,891.0
Quarter 2	107,857	184,068	184,068	29,702,634	36.31	7,215,376.2
Quarter 3	108,513	184,250	184,250	29,765,573	36.46	7,266,083.8
Quarter 4	106,146	177,659	177,659	29,458,995	36.03	7,246,149.1
<i>Female, 2021</i>						
Quarter 1	92,501	149,351	149,351	21,373,056	43.28	4,917,965.1
<i>Male, 2000</i>						
Quarter 1	404	875	875	291,927	13.84	69,817.2
Quarter 2	434	935	935	291,303	14.90	70,162.0
Quarter 3	472	1,063	1,063	296,028	15.94	72,274.0
Quarter 4	493	1,116	1,116	302,009	16.32	73,989.1
<i>Male, 2001</i>						
Quarter 1	535	1,148	1,148	308,800	17.33	73,723.9
Quarter 2	590	1,260	1,260	319,306	18.48	76,196.5
Quarter 3	589	1,315	1,315	327,247	18.00	79,911.2
Quarter 4	598	1,376	1,376	332,868	17.97	81,211.6
<i>Male, 2002</i>						
Quarter 1	684	1,493	1,493	323,908	21.12	77,168.5
Quarter 2	777	1,728	1,728	328,548	23.65	78,056.2
Quarter 3	797	1,825	1,825	321,018	24.83	78,614.4
Quarter 4	820	1,855	1,855	319,550	25.66	73,724.6
<i>Male, 2003</i>						
Quarter 1	789	1,780	1,780	290,920	27.12	68,793.0
Quarter 2	860	1,937	1,937	286,284	30.04	68,172.8
Quarter 3	873	1,972	1,972	289,420	30.16	69,641.6
Quarter 4	843	1,929	1,929	290,900	28.98	70,075.5
<i>Male, 2004</i>						
Quarter 1	874	1,974	1,974	295,752	29.55	70,189.5
Quarter 2	897	2,026	2,026	296,403	30.26	70,603.4
Quarter 3	937	2,154	2,154	298,006	31.44	71,281.3
Quarter 4	922	2,191	2,191	296,215	31.13	71,164.4

**Table 3. Summary of Loop Diuretic Users in the Sentinel Distributed Database (SDD) between January 1, 2000 and March 31, 2021, Cross-Stratified by Year-Quarter and Sex**

	New Users	New Episodes	Adjusted Dispensings	Eligible Members <sup>1</sup>	New Users per 10,000 Eligible Members <sup>1</sup>	Eligible Member-Years <sup>1</sup>
<i>Male, 2005</i>						
Quarter 1	962	2,197	2,197	292,316	32.91	68,724.4
Quarter 2	911	2,119	2,119	287,083	31.73	69,200.3
Quarter 3	845	1,707	1,707	287,552	29.39	63,888.3
Quarter 4	599	1,203	1,203	238,593	25.11	57,066.2
<i>Male, 2006</i>						
Quarter 1	2,173	3,904	3,904	4,486,976	4.84	1,045,650.2
Quarter 2	2,242	4,119	4,119	4,538,647	4.94	1,067,052.6
Quarter 3	2,238	4,190	4,190	4,580,791	4.89	1,089,413.3
Quarter 4	2,294	4,248	4,248	4,725,844	4.85	1,134,889.7
<i>Male, 2007</i>						
Quarter 1	4,132	7,653	7,653	5,887,721	7.02	1,373,840.5
Quarter 2	4,404	8,265	8,265	5,937,517	7.42	1,404,521.8
Quarter 3	4,365	8,390	8,390	5,979,363	7.30	1,425,260.0
Quarter 4	4,334	8,245	8,245	5,954,995	7.28	1,432,693.3
<i>Male, 2008</i>						
Quarter 1	7,526	13,649	13,649	14,068,312	5.35	3,310,426.9
Quarter 2	7,868	14,343	14,343	14,104,803	5.58	3,325,427.9
Quarter 3	8,010	14,564	14,564	14,268,735	5.61	3,382,231.9
Quarter 4	7,936	14,503	14,503	14,064,989	5.64	3,382,501.7
<i>Male, 2009</i>						
Quarter 1	7,955	14,099	14,099	14,045,926	5.66	3,278,175.7
Quarter 2	8,207	14,679	14,679	13,799,491	5.95	3,278,230.4
Quarter 3	8,196	14,972	14,972	13,785,316	5.95	3,282,908.3
Quarter 4	8,178	14,652	14,652	13,482,147	6.07	3,258,480.5
<i>Male, 2010</i>						
Quarter 1	39,761	73,219	73,219	19,981,767	19.90	4,731,786.8
Quarter 2	40,910	76,738	76,738	19,906,741	20.55	4,773,763.9
Quarter 3	41,854	79,278	79,278	20,108,686	20.81	4,846,903.2
Quarter 4	42,210	80,218	80,218	19,906,079	21.20	4,852,133.0
<i>Male, 2011</i>						
Quarter 1	44,309	81,508	81,508	20,000,091	22.15	4,746,334.9
Quarter 2	44,972	83,216	83,216	20,043,290	22.44	4,812,425.9
Quarter 3	45,260	84,534	84,534	20,246,983	22.35	4,886,532.0
Quarter 4	45,518	84,245	84,245	20,173,854	22.56	4,921,975.1
<i>Male, 2012</i>						
Quarter 1	47,986	86,875	86,875	20,294,416	23.64	4,874,451.7
Quarter 2	48,935	88,694	88,694	20,331,569	24.07	4,886,550.0
Quarter 3	49,268	90,183	90,183	20,540,913	23.99	4,967,978.4
Quarter 4	49,154	89,534	89,534	20,423,547	24.07	4,987,120.8

**Table 3. Summary of Loop Diuretic Users in the Sentinel Distributed Database (SDD) between January 1, 2000 and March 31, 2021, Cross-Stratified by Year-Quarter and Sex**

	New Users	New Episodes	Adjusted Dispensings	Eligible Members <sup>1</sup>	New Users per 10,000 Eligible Members <sup>1</sup>	Eligible Member-Years <sup>1</sup>
<i>Male, 2013</i>						
Quarter 1	55,909	97,185	97,185	23,024,566	24.28	5,490,529.6
Quarter 2	58,321	102,539	102,539	23,090,972	25.26	5,561,626.5
Quarter 3	58,893	105,172	105,172	23,367,312	25.20	5,674,406.1
Quarter 4	59,319	104,656	104,656	23,352,475	25.40	5,691,343.6
<i>Male, 2014</i>						
Quarter 1	59,057	100,744	100,744	24,199,668	24.40	5,760,343.1
Quarter 2	53,241	89,063	89,063	24,443,644	21.78	5,866,345.1
Quarter 3	53,381	91,172	91,172	24,544,998	21.75	5,942,067.4
Quarter 4	54,515	93,221	93,221	24,441,902	22.30	5,948,295.0
<i>Male, 2015</i>						
Quarter 1	57,136	94,890	94,890	25,123,151	22.74	5,954,515.8
Quarter 2	59,595	100,732	100,732	25,179,176	23.67	6,050,405.6
Quarter 3	61,152	105,150	105,150	25,300,236	24.17	6,134,217.2
Quarter 4	62,239	106,866	106,866	25,321,717	24.58	6,160,243.7
<i>Male, 2016</i>						
Quarter 1	65,021	110,595	110,595	26,087,542	24.92	6,266,064.5
Quarter 2	67,604	116,382	116,382	26,153,583	25.85	6,288,627.1
Quarter 3	68,476	119,212	119,212	26,348,219	25.99	6,389,998.4
Quarter 4	69,774	120,411	120,411	26,409,090	26.42	6,425,665.0
<i>Male, 2017</i>						
Quarter 1	70,773	119,411	119,411	26,384,233	26.82	6,289,226.0
Quarter 2	73,083	124,667	124,667	26,386,242	27.70	6,351,483.5
Quarter 3	74,541	128,064	128,064	26,489,569	28.14	6,421,222.1
Quarter 4	75,255	129,333	129,333	26,326,214	28.59	6,413,003.2
<i>Male, 2018</i>						
Quarter 1	74,208	124,321	124,321	26,064,640	28.47	6,215,377.2
Quarter 2	76,098	127,544	127,544	26,068,241	29.19	6,271,166.0
Quarter 3	76,543	129,253	129,253	26,215,296	29.20	6,355,044.6
Quarter 4	77,269	129,357	129,357	26,137,531	29.56	6,371,914.6
<i>Male, 2019</i>						
Quarter 1	79,113	128,698	128,698	26,062,814	30.35	6,217,881.2
Quarter 2	82,113	134,315	134,315	26,068,164	31.50	6,275,309.9
Quarter 3	83,565	137,661	137,661	26,184,994	31.91	6,348,459.1
Quarter 4	84,419	137,902	137,902	26,018,367	32.45	6,358,645.7
<i>Male, 2020</i>						
Quarter 1	86,719	140,344	140,344	26,087,004	33.24	6,284,452.5
Quarter 2	87,108	139,149	139,149	25,854,153	33.69	6,254,545.9
Quarter 3	87,745	139,655	139,655	25,847,210	33.95	6,285,932.1
Quarter 4	86,965	136,356	136,356	25,544,286	34.04	6,259,362.8

**Table 3. Summary of Loop Diuretic Users in the Sentinel Distributed Database (SDD) between January 1, 2000 and March 31, 2021, Cross-Stratified by Year-Quarter and Sex**

	New Users	New Episodes	Adjusted Dispensings	Eligible Members <sup>1</sup>	New Users per 10,000 Eligible Members <sup>1</sup>	Eligible Member-Years <sup>1</sup>
<i>Male, 2021</i>						
Quarter 1	75,129	113,711	113,711	17,574,869	42.75	4,028,751.7
<i>Furosemide</i>						
<i>Female, 2000</i>						
Quarter 1	42,393	96,148	96,148	519,166	816.56	124,596.6
Quarter 2	44,337	101,678	101,678	518,534	855.05	125,041.4
Quarter 3	44,936	104,616	104,616	526,125	854.09	128,220.2
Quarter 4	43,698	102,703	102,703	532,973	819.89	130,582.8
<i>Female, 2001</i>						
Quarter 1	44,289	100,740	100,740	541,202	818.35	129,100.4
Quarter 2	46,319	103,972	103,972	553,291	837.15	132,504.2
Quarter 3	46,761	108,246	108,246	564,643	828.15	137,786.8
Quarter 4	46,036	108,434	108,434	571,121	806.06	139,504.3
<i>Female, 2002</i>						
Quarter 1	46,082	104,434	104,434	555,769	829.16	132,477.8
Quarter 2	48,333	110,757	110,757	561,647	860.56	133,858.4
Quarter 3	48,861	114,337	114,337	553,623	882.57	135,149.5
Quarter 4	47,543	112,152	112,152	554,300	857.71	130,114.7
<i>Female, 2003</i>						
Quarter 1	47,138	108,710	108,710	522,252	902.59	123,590.6
Quarter 2	48,721	111,884	111,884	520,253	936.49	123,782.9
Quarter 3	49,670	115,736	115,736	524,814	946.43	126,376.7
Quarter 4	47,973	111,102	111,102	527,741	909.03	127,377.4
<i>Female, 2004</i>						
Quarter 1	49,109	114,268	114,268	534,321	919.09	127,072.4
Quarter 2	50,965	117,739	117,739	535,896	951.02	127,850.6
Quarter 3	51,741	121,555	121,555	539,250	959.50	129,248.4
Quarter 4	50,581	122,442	122,442	539,051	938.33	129,544.2
<i>Female, 2005</i>						
Quarter 1	50,058	117,424	117,424	531,905	941.11	125,316.8
Quarter 2	50,647	117,852	117,852	526,614	961.75	126,632.9
Quarter 3	47,808	95,029	95,029	527,688	905.99	120,725.7
Quarter 4	32,591	66,488	66,488	472,042	690.43	113,023.3
<i>Female, 2006</i>						
Quarter 1	75,812	135,965	135,965	4,909,500	154.42	1,148,377.9
Quarter 2	82,579	149,562	149,562	4,966,560	166.27	1,172,671.5
Quarter 3	82,501	153,406	153,406	5,008,198	164.73	1,195,065.0
Quarter 4	79,346	148,488	148,488	5,148,035	154.13	1,240,872.7

**Table 3. Summary of Loop Diuretic Users in the Sentinel Distributed Database (SDD) between January 1, 2000 and March 31, 2021, Cross-Stratified by Year-Quarter and Sex**

	New Users	New Episodes	Adjusted Dispensings	Eligible Members <sup>1</sup>	New Users per 10,000 Eligible Members <sup>1</sup>	Eligible Member-Years <sup>1</sup>
<i>Female, 2007</i>						
Quarter 1	133,960	251,084	251,084	6,424,243	208.52	1,505,290.6
Quarter 2	143,942	273,063	273,063	6,467,992	222.55	1,537,622.1
Quarter 3	143,518	277,260	277,260	6,506,267	220.58	1,556,308.3
Quarter 4	138,013	267,631	267,631	6,472,221	213.24	1,562,943.3
<i>Female, 2008</i>						
Quarter 1	226,963	414,345	414,345	15,040,725	150.90	3,551,985.3
Quarter 2	244,633	444,185	444,185	15,070,490	162.33	3,569,794.5
Quarter 3	242,633	445,833	445,833	15,246,422	159.14	3,624,172.5
Quarter 4	231,019	424,733	424,733	15,017,899	153.83	3,625,799.8
<i>Female, 2009</i>						
Quarter 1	228,288	405,669	405,669	14,974,307	152.45	3,510,266.7
Quarter 2	241,028	429,244	429,244	14,764,612	163.25	3,522,376.3
Quarter 3	237,908	428,863	428,863	14,791,634	160.84	3,533,691.4
Quarter 4	226,193	408,529	408,529	14,461,839	156.41	3,507,484.3
<i>Female, 2010</i>						
Quarter 1	1,514,581	2,952,668	2,952,668	24,400,065	620.73	5,811,614.0
Quarter 2	1,570,796	3,095,118	3,095,118	24,283,072	646.87	5,859,514.5
Quarter 3	1,569,820	3,145,024	3,145,024	24,492,791	640.93	5,936,845.3
Quarter 4	1,520,065	3,052,982	3,052,982	24,208,536	627.90	5,930,288.2
<i>Female, 2011</i>						
Quarter 1	1,544,842	2,997,001	2,997,001	24,274,592	636.40	5,793,784.6
Quarter 2	1,588,247	3,079,845	3,079,845	24,272,998	654.33	5,862,959.8
Quarter 3	1,577,358	3,088,530	3,088,530	24,472,402	644.55	5,940,101.7
Quarter 4	1,530,380	2,980,999	2,980,999	24,367,811	628.03	5,971,466.6
<i>Female, 2012</i>						
Quarter 1	1,556,611	2,964,942	2,964,942	24,497,173	635.42	5,914,270.4
Quarter 2	1,586,759	3,009,699	3,009,699	24,497,038	647.74	5,920,697.3
Quarter 3	1,577,962	3,019,124	3,019,124	24,715,316	638.46	6,008,284.8
Quarter 4	1,539,343	2,956,654	2,956,654	24,572,512	626.45	6,024,001.9
<i>Female, 2013</i>						
Quarter 1	1,627,100	3,020,580	3,020,580	27,387,669	594.10	6,555,735.6
Quarter 2	1,683,764	3,236,001	3,236,001	27,408,870	614.31	6,633,885.5
Quarter 3	1,680,738	3,325,105	3,325,105	27,711,767	606.51	6,756,548.0
Quarter 4	1,634,198	3,234,112	3,234,112	27,637,480	591.30	6,767,813.5
<i>Female, 2014</i>						
Quarter 1	1,637,425	3,162,871	3,162,871	28,590,353	572.72	6,833,067.3
Quarter 2	1,702,468	3,285,647	3,285,647	28,809,529	590.94	6,951,437.3
Quarter 3	1,687,192	3,297,472	3,297,472	28,909,762	583.61	7,031,150.0
Quarter 4	1,642,239	3,206,463	3,206,463	28,763,492	570.95	7,033,820.9

**Table 3. Summary of Loop Diuretic Users in the Sentinel Distributed Database (SDD) between January 1, 2000 and March 31, 2021, Cross-Stratified by Year-Quarter and Sex**

	<b>New Users</b>	<b>New Episodes</b>	<b>Adjusted Dispensings</b>	<b>Eligible Members<sup>1</sup></b>	<b>New Users per 10,000 Eligible Members<sup>1</sup></b>	<b>Eligible Member-Years<sup>1</sup></b>
<i>Female, 2015</i>						
Quarter 1	1,630,772	3,082,967	3,082,967	29,467,395	553.42	7,013,005.4
Quarter 2	1,683,340	3,209,989	3,209,989	29,460,758	571.38	7,118,224.7
Quarter 3	1,678,907	3,266,263	3,266,263	29,588,161	567.43	7,205,840.7
Quarter 4	1,639,727	3,197,322	3,197,322	29,583,689	554.27	7,233,044.5
<i>Female, 2016</i>						
Quarter 1	1,644,807	3,148,903	3,148,903	30,426,747	540.58	7,342,389.1
Quarter 2	1,685,480	3,210,213	3,210,213	30,456,221	553.41	7,362,861.7
Quarter 3	1,679,637	3,226,395	3,226,395	30,679,170	547.48	7,473,467.4
Quarter 4	1,637,006	3,141,885	3,141,885	30,688,453	533.43	7,503,334.8
<i>Female, 2017</i>						
Quarter 1	1,606,312	3,016,828	3,016,828	30,613,877	524.70	7,325,639.5
Quarter 2	1,645,411	3,089,715	3,089,715	30,584,106	538.00	7,398,483.3
Quarter 3	1,635,122	3,102,236	3,102,236	30,699,337	532.62	7,471,713.0
Quarter 4	1,591,419	3,015,531	3,015,531	30,477,403	522.16	7,458,560.3
<i>Female, 2018</i>						
Quarter 1	1,552,731	2,861,431	2,861,431	30,132,420	515.30	7,214,512.2
Quarter 2	1,600,514	2,925,046	2,925,046	30,115,892	531.45	7,282,071.2
Quarter 3	1,582,238	2,904,456	2,904,456	30,287,638	522.40	7,373,792.6
Quarter 4	1,538,333	2,805,656	2,805,656	30,186,212	509.61	7,393,029.2
<i>Female, 2019</i>						
Quarter 1	1,522,795	2,679,016	2,679,016	30,147,495	505.11	7,218,713.4
Quarter 2	1,565,312	2,727,628	2,727,628	30,145,617	519.25	7,290,451.4
Quarter 3	1,561,457	2,727,449	2,727,449	30,298,334	515.36	7,375,236.2
Quarter 4	1,513,369	2,627,142	2,627,142	30,099,108	502.80	7,389,195.5
<i>Female, 2020</i>						
Quarter 1	1,511,381	2,568,440	2,568,440	29,946,379	504.70	7,240,891.0
Quarter 2	1,513,864	2,511,481	2,511,481	29,702,634	509.67	7,215,376.2
Quarter 3	1,515,338	2,504,883	2,504,883	29,765,573	509.09	7,266,083.8
Quarter 4	1,458,807	2,377,231	2,377,231	29,458,995	495.20	7,246,149.1
<i>Female, 2021</i>						
Quarter 1	1,247,015	1,965,202	1,965,202	21,373,056	583.45	4,917,965.1
<i>Male, 2000</i>						
Quarter 1	16,873	38,560	38,560	291,927	577.99	69,817.2
Quarter 2	17,376	40,649	40,649	291,303	596.49	70,162.0
Quarter 3	17,611	42,024	42,024	296,028	594.91	72,274.0
Quarter 4	17,507	41,991	41,991	302,009	579.68	73,989.1

**Table 3. Summary of Loop Diuretic Users in the Sentinel Distributed Database (SDD) between January 1, 2000 and March 31, 2021, Cross-Stratified by Year-Quarter and Sex**

	New Users	New Episodes	Adjusted Dispensings	Eligible Members <sup>1</sup>	New Users per 10,000 Eligible Members <sup>1</sup>	Eligible Member-Years <sup>1</sup>
<i>Male, 2001</i>						
Quarter 1	17,926	41,612	41,612	308,800	580.51	73,723.9
Quarter 2	18,375	42,251	42,251	319,306	575.47	76,196.5
Quarter 3	18,602	43,851	43,851	327,247	568.44	79,911.2
Quarter 4	18,671	44,618	44,618	332,868	560.91	81,211.6
<i>Male, 2002</i>						
Quarter 1	18,955	43,762	43,762	323,908	585.20	77,168.5
Quarter 2	19,587	45,905	45,905	328,548	596.17	78,056.2
Quarter 3	19,900	47,641	47,641	321,018	619.90	78,614.4
Quarter 4	19,868	47,673	47,673	319,550	621.75	73,724.6
<i>Male, 2003</i>						
Quarter 1	19,670	46,069	46,069	290,920	676.13	68,793.0
Quarter 2	20,057	47,000	47,000	286,284	700.60	68,172.8
Quarter 3	20,313	48,287	48,287	289,420	701.85	69,641.6
Quarter 4	20,033	47,165	47,165	290,900	688.66	70,075.5
<i>Male, 2004</i>						
Quarter 1	20,780	49,033	49,033	295,752	702.62	70,189.5
Quarter 2	21,378	50,469	50,469	296,403	721.25	70,603.4
Quarter 3	21,925	52,518	52,518	298,006	735.72	71,281.3
Quarter 4	21,660	53,080	53,080	296,215	731.23	71,164.4
<i>Male, 2005</i>						
Quarter 1	21,674	51,478	51,478	292,316	741.46	68,724.4
Quarter 2	21,457	51,162	51,162	287,083	747.41	69,200.3
Quarter 3	20,161	40,840	40,840	287,552	701.13	63,888.3
Quarter 4	13,683	28,193	28,193	238,593	573.49	57,066.2
<i>Male, 2006</i>						
Quarter 1	48,834	88,387	88,387	4,486,976	108.83	1,045,650.2
Quarter 2	50,736	93,575	93,575	4,538,647	111.79	1,067,052.6
Quarter 3	50,770	95,274	95,274	4,580,791	110.83	1,089,413.3
Quarter 4	50,733	95,209	95,209	4,725,844	107.35	1,134,889.7
<i>Male, 2007</i>						
Quarter 1	90,925	170,700	170,700	5,887,721	154.43	1,373,840.5
Quarter 2	94,978	182,602	182,602	5,937,517	159.96	1,404,521.8
Quarter 3	94,764	183,791	183,791	5,979,363	158.49	1,425,260.0
Quarter 4	93,435	181,109	181,109	5,954,995	156.90	1,432,693.3
<i>Male, 2008</i>						
Quarter 1	163,033	298,540	298,540	14,068,312	115.89	3,310,426.9
Quarter 2	169,757	311,533	311,533	14,104,803	120.35	3,325,427.9
Quarter 3	168,681	312,685	312,685	14,268,735	118.22	3,382,231.9
Quarter 4	166,342	306,599	306,599	14,064,989	118.27	3,382,501.7



**Table 3. Summary of Loop Diuretic Users in the Sentinel Distributed Database (SDD) between January 1, 2000 and March 31, 2021, Cross-Stratified by Year-Quarter and Sex**

	New Users	New Episodes	Adjusted Dispensings	Eligible Members <sup>1</sup>	New Users per 10,000 Eligible Members <sup>1</sup>	Eligible Member-Years <sup>1</sup>
<i>Male, 2009</i>						
Quarter 1	165,958	295,135	295,135	14,045,926	118.15	3,278,175.7
Quarter 2	168,540	303,230	303,230	13,799,491	122.13	3,278,230.4
Quarter 3	166,718	301,949	301,949	13,785,316	120.94	3,282,908.3
Quarter 4	163,639	295,070	295,070	13,482,147	121.37	3,258,480.5
<i>Male, 2010</i>						
Quarter 1	805,532	1,513,233	1,513,233	19,981,767	403.13	4,731,786.8
Quarter 2	824,399	1,571,576	1,571,576	19,906,741	414.13	4,773,763.9
Quarter 3	826,362	1,596,653	1,596,653	20,108,686	410.95	4,846,903.2
Quarter 4	813,528	1,569,708	1,569,708	19,906,079	408.68	4,852,133.0
<i>Male, 2011</i>						
Quarter 1	842,495	1,570,661	1,570,661	20,000,091	421.25	4,746,334.9
Quarter 2	856,982	1,603,980	1,603,980	20,043,290	427.57	4,812,425.9
Quarter 3	855,361	1,610,336	1,610,336	20,246,983	422.46	4,886,532.0
Quarter 4	845,156	1,578,784	1,578,784	20,173,854	418.94	4,921,975.1
<i>Male, 2012</i>						
Quarter 1	877,234	1,601,171	1,601,171	20,294,416	432.25	4,874,451.7
Quarter 2	886,741	1,618,534	1,618,534	20,331,569	436.14	4,886,550.0
Quarter 3	885,578	1,627,612	1,627,612	20,540,913	431.13	4,967,978.4
Quarter 4	879,684	1,614,721	1,614,721	20,423,547	430.72	4,987,120.8
<i>Male, 2013</i>						
Quarter 1	966,878	1,700,636	1,700,636	23,024,566	419.93	5,490,529.6
Quarter 2	990,433	1,792,395	1,792,395	23,090,972	428.93	5,561,626.5
Quarter 3	992,047	1,834,111	1,834,111	23,367,312	424.54	5,674,406.1
Quarter 4	981,223	1,805,163	1,805,163	23,352,475	420.18	5,691,343.6
<i>Male, 2014</i>						
Quarter 1	1,001,024	1,794,143	1,794,143	24,199,668	413.65	5,760,343.1
Quarter 2	1,027,873	1,853,655	1,853,655	24,443,644	420.51	5,866,345.1
Quarter 3	1,021,510	1,859,073	1,859,073	24,544,998	416.18	5,942,067.4
Quarter 4	1,013,768	1,835,906	1,835,906	24,441,902	414.77	5,948,295.0
<i>Male, 2015</i>						
Quarter 1	1,029,441	1,810,141	1,810,141	25,123,151	409.76	5,954,515.8
Quarter 2	1,051,279	1,870,937	1,870,937	25,179,176	417.52	6,050,405.6
Quarter 3	1,051,505	1,902,890	1,902,890	25,300,236	415.61	6,134,217.2
Quarter 4	1,043,765	1,885,470	1,885,470	25,321,717	412.20	6,160,243.7
<i>Male, 2016</i>						
Quarter 1	1,063,048	1,884,200	1,884,200	26,087,542	407.49	6,266,064.5
Quarter 2	1,077,691	1,908,725	1,908,725	26,153,583	412.06	6,288,627.1
Quarter 3	1,078,231	1,923,906	1,923,906	26,348,219	409.22	6,389,998.4
Quarter 4	1,068,188	1,893,686	1,893,686	26,409,090	404.48	6,425,665.0

**Table 3. Summary of Loop Diuretic Users in the Sentinel Distributed Database (SDD) between January 1, 2000 and March 31, 2021, Cross-Stratified by Year-Quarter and Sex**

	New Users	New Episodes	Adjusted Dispensings	Eligible Members <sup>1</sup>	New Users per 10,000 Eligible Members <sup>1</sup>	Eligible Member-Years <sup>1</sup>
<i>Male, 2017</i>						
Quarter 1	1,061,768	1,839,930	1,839,930	26,384,233	402.43	6,289,226.0
Quarter 2	1,074,953	1,870,249	1,870,249	26,386,242	407.39	6,351,483.5
Quarter 3	1,071,446	1,881,027	1,881,027	26,489,569	404.48	6,421,222.1
Quarter 4	1,059,588	1,846,266	1,846,266	26,326,214	402.48	6,413,003.2
<i>Male, 2018</i>						
Quarter 1	1,049,811	1,776,765	1,776,765	26,064,640	402.77	6,215,377.2
Quarter 2	1,067,360	1,802,269	1,802,269	26,068,241	409.45	6,271,166.0
Quarter 3	1,056,905	1,790,835	1,790,835	26,215,296	403.16	6,355,044.6
Quarter 4	1,045,837	1,750,185	1,750,185	26,137,531	400.13	6,371,914.6
<i>Male, 2019</i>						
Quarter 1	1,049,916	1,697,222	1,697,222	26,062,814	402.84	6,217,881.2
Quarter 2	1,067,236	1,719,367	1,719,367	26,068,164	409.40	6,275,309.9
Quarter 3	1,062,341	1,713,637	1,713,637	26,184,994	405.71	6,348,459.1
Quarter 4	1,047,993	1,672,721	1,672,721	26,018,367	402.79	6,358,645.7
<i>Male, 2020</i>						
Quarter 1	1,058,116	1,658,983	1,658,983	26,087,004	405.61	6,284,452.5
Quarter 2	1,055,210	1,622,695	1,622,695	25,854,153	408.14	6,254,545.9
Quarter 3	1,057,514	1,624,438	1,624,438	25,847,210	409.14	6,285,932.1
Quarter 4	1,031,660	1,562,744	1,562,744	25,544,286	403.87	6,259,362.8
<i>Male, 2021</i>						
Quarter 1	874,793	1,281,521	1,281,521	17,574,869	497.75	4,028,751.7
<b>Torsemide</b>						
<i>Female, 2000</i>						
Quarter 1	381	725	725	519,166	7.34	124,596.6
Quarter 2	422	836	836	518,534	8.14	125,041.4
Quarter 3	697	1,429	1,429	526,125	13.25	128,220.2
Quarter 4	829	1,764	1,764	532,973	15.55	130,582.8
<i>Female, 2001</i>						
Quarter 1	1,010	2,143	2,143	541,202	18.66	129,100.4
Quarter 2	1,273	2,645	2,645	553,291	23.01	132,504.2
Quarter 3	1,438	3,111	3,111	564,643	25.47	137,786.8
Quarter 4	1,497	3,296	3,296	571,121	26.21	139,504.3
<i>Female, 2002</i>						
Quarter 1	1,641	3,499	3,499	555,769	29.53	132,477.8
Quarter 2	1,913	4,089	4,089	561,647	34.06	133,858.4
Quarter 3	2,024	4,372	4,372	553,623	36.56	135,149.5
Quarter 4	1,999	4,553	4,553	554,300	36.06	130,114.7

**Table 3. Summary of Loop Diuretic Users in the Sentinel Distributed Database (SDD) between January 1, 2000 and March 31, 2021, Cross-Stratified by Year-Quarter and Sex**

	New Users	New Episodes	Adjusted Dispensings	Eligible Members <sup>1</sup>	New Users per 10,000 Eligible Members <sup>1</sup>	Eligible Member-Years <sup>1</sup>
<i>Female, 2003</i>						
Quarter 1	2,028	4,405	4,405	522,252	38.83	123,590.6
Quarter 2	2,094	4,591	4,591	520,253	40.25	123,782.9
Quarter 3	2,221	4,893	4,893	524,814	42.32	126,376.7
Quarter 4	2,156	4,756	4,756	527,741	40.85	127,377.4
<i>Female, 2004</i>						
Quarter 1	2,182	4,875	4,875	534,321	40.84	127,072.4
Quarter 2	2,317	5,175	5,175	535,896	43.24	127,850.6
Quarter 3	2,422	5,484	5,484	539,250	44.91	129,248.4
Quarter 4	2,341	5,442	5,442	539,051	43.43	129,544.2
<i>Female, 2005</i>						
Quarter 1	2,297	5,201	5,201	531,905	43.18	125,316.8
Quarter 2	2,304	5,249	5,249	526,614	43.75	126,632.9
Quarter 3	2,140	4,225	4,225	527,688	40.55	120,725.7
Quarter 4	1,386	2,824	2,824	472,042	29.36	113,023.3
<i>Female, 2006</i>						
Quarter 1	5,027	8,937	8,937	4,909,500	10.24	1,148,377.9
Quarter 2	5,248	9,389	9,389	4,966,560	10.57	1,172,671.5
Quarter 3	5,161	9,534	9,534	5,008,198	10.31	1,195,065.0
Quarter 4	4,921	9,109	9,109	5,148,035	9.56	1,240,872.7
<i>Female, 2007</i>						
Quarter 1	7,186	13,008	13,008	6,424,243	11.19	1,505,290.6
Quarter 2	7,546	13,998	13,998	6,467,992	11.67	1,537,622.1
Quarter 3	7,531	14,062	14,062	6,506,267	11.57	1,556,308.3
Quarter 4	7,287	13,589	13,589	6,472,221	11.26	1,562,943.3
<i>Female, 2008</i>						
Quarter 1	12,984	22,993	22,993	15,040,725	8.63	3,551,985.3
Quarter 2	13,673	24,279	24,279	15,070,490	9.07	3,569,794.5
Quarter 3	13,620	24,535	24,535	15,246,422	8.93	3,624,172.5
Quarter 4	12,863	23,359	23,359	15,017,899	8.57	3,625,799.8
<i>Female, 2009</i>						
Quarter 1	12,645	22,131	22,131	14,974,307	8.44	3,510,266.7
Quarter 2	13,080	23,043	23,043	14,764,612	8.86	3,522,376.3
Quarter 3	13,043	23,248	23,248	14,791,634	8.82	3,533,691.4
Quarter 4	12,431	22,205	22,205	14,461,839	8.60	3,507,484.3
<i>Female, 2010</i>						
Quarter 1	73,438	137,879	137,879	24,400,065	30.10	5,811,614.0
Quarter 2	75,470	143,602	143,602	24,283,072	31.08	5,859,514.5
Quarter 3	75,513	145,395	145,395	24,492,791	30.83	5,936,845.3
Quarter 4	72,918	140,979	140,979	24,208,536	30.12	5,930,288.2

**Table 3. Summary of Loop Diuretic Users in the Sentinel Distributed Database (SDD) between January 1, 2000 and March 31, 2021, Cross-Stratified by Year-Quarter and Sex**

	New Users	New Episodes	Adjusted Dispensings	Eligible Members <sup>1</sup>	New Users per 10,000 Eligible Members <sup>1</sup>	Eligible Member-Years <sup>1</sup>
<i>Female, 2011</i>						
Quarter 1	73,711	137,421	137,421	24,274,592	30.37	5,793,784.6
Quarter 2	75,151	140,192	140,192	24,272,998	30.96	5,862,959.8
Quarter 3	74,716	140,535	140,535	24,472,402	30.53	5,940,101.7
Quarter 4	72,851	136,980	136,980	24,367,811	29.90	5,971,466.6
<i>Female, 2012</i>						
Quarter 1	74,764	136,909	136,909	24,497,173	30.52	5,914,270.4
Quarter 2	76,004	138,874	138,874	24,497,038	31.03	5,920,697.3
Quarter 3	75,763	139,825	139,825	24,715,316	30.65	6,008,284.8
Quarter 4	74,380	137,751	137,751	24,572,512	30.27	6,024,001.9
<i>Female, 2013</i>						
Quarter 1	80,538	142,630	142,630	27,387,669	29.41	6,555,735.6
Quarter 2	83,735	149,072	149,072	27,408,870	30.55	6,633,885.5
Quarter 3	84,587	152,201	152,201	27,711,767	30.52	6,756,548.0
Quarter 4	83,446	149,946	149,946	27,637,480	30.19	6,767,813.5
<i>Female, 2014</i>						
Quarter 1	85,069	148,434	148,434	28,590,353	29.75	6,833,067.3
Quarter 2	90,517	160,804	160,804	28,809,529	31.42	6,951,437.3
Quarter 3	90,447	162,757	162,757	28,909,762	31.29	7,031,150.0
Quarter 4	89,029	159,991	159,991	28,763,492	30.95	7,033,820.9
<i>Female, 2015</i>						
Quarter 1	88,873	154,638	154,638	29,467,395	30.16	7,013,005.4
Quarter 2	91,964	161,108	161,108	29,460,758	31.22	7,118,224.7
Quarter 3	93,305	165,923	165,923	29,588,161	31.53	7,205,840.7
Quarter 4	92,794	165,001	165,001	29,583,689	31.37	7,233,044.5
<i>Female, 2016</i>						
Quarter 1	94,222	164,563	164,563	30,426,747	30.97	7,342,389.1
Quarter 2	97,334	170,083	170,083	30,456,221	31.96	7,362,861.7
Quarter 3	98,577	174,501	174,501	30,679,170	32.13	7,473,467.4
Quarter 4	98,324	173,138	173,138	30,688,453	32.04	7,503,334.8
<i>Female, 2017</i>						
Quarter 1	97,426	167,197	167,197	30,613,877	31.82	7,325,639.5
Quarter 2	100,890	174,049	174,049	30,584,106	32.99	7,398,483.3
Quarter 3	103,823	181,020	181,020	30,699,337	33.82	7,471,713.0
Quarter 4	103,608	181,801	181,801	30,477,403	34.00	7,458,560.3
<i>Female, 2018</i>						
Quarter 1	102,753	174,986	174,986	30,132,420	34.10	7,214,512.2
Quarter 2	107,437	183,372	183,372	30,115,892	35.67	7,282,071.2
Quarter 3	109,351	187,823	187,823	30,287,638	36.10	7,373,792.6
Quarter 4	110,154	187,939	187,939	30,186,212	36.49	7,393,029.2

**Table 3. Summary of Loop Diuretic Users in the Sentinel Distributed Database (SDD) between January 1, 2000 and March 31, 2021, Cross-Stratified by Year-Quarter and Sex**

	New Users	New Episodes	Adjusted Dispensings	Eligible Members <sup>1</sup>	New Users per 10,000 Eligible Members <sup>1</sup>	Eligible Member-Years <sup>1</sup>
<i>Female, 2019</i>						
Quarter 1	111,053	183,113	183,113	30,147,495	36.84	7,218,713.4
Quarter 2	115,943	191,113	191,113	30,145,617	38.46	7,290,451.4
Quarter 3	119,097	197,346	197,346	30,298,334	39.31	7,375,236.2
Quarter 4	120,514	198,079	198,079	30,099,108	40.04	7,389,195.5
<i>Female, 2020</i>						
Quarter 1	123,154	199,517	199,517	29,946,379	41.12	7,240,891.0
Quarter 2	123,794	196,465	196,465	29,702,634	41.68	7,215,376.2
Quarter 3	127,007	201,692	201,692	29,765,573	42.67	7,266,083.8
Quarter 4	125,956	197,676	197,676	29,458,995	42.76	7,246,149.1
<i>Female, 2021</i>						
Quarter 1	112,490	170,620	170,620	21,373,056	52.63	4,917,965.1
<i>Male, 2000</i>						
Quarter 1	184	373	373	291,927	6.30	69,817.2
Quarter 2	223	458	458	291,303	7.66	70,162.0
Quarter 3	361	750	750	296,028	12.19	72,274.0
Quarter 4	407	860	860	302,009	13.48	73,989.1
<i>Male, 2001</i>						
Quarter 1	498	1,059	1,059	308,800	16.13	73,723.9
Quarter 2	566	1,208	1,208	319,306	17.73	76,196.5
Quarter 3	609	1,364	1,364	327,247	18.61	79,911.2
Quarter 4	648	1,451	1,451	332,868	19.47	81,211.6
<i>Male, 2002</i>						
Quarter 1	708	1,528	1,528	323,908	21.86	77,168.5
Quarter 2	825	1,803	1,803	328,548	25.11	78,056.2
Quarter 3	872	1,914	1,914	321,018	27.16	78,614.4
Quarter 4	854	1,969	1,969	319,550	26.73	73,724.6
<i>Male, 2003</i>						
Quarter 1	887	2,007	2,007	290,920	30.49	68,793.0
Quarter 2	917	2,036	2,036	286,284	32.03	68,172.8
Quarter 3	966	2,183	2,183	289,420	33.38	69,641.6
Quarter 4	943	2,198	2,198	290,900	32.42	70,075.5
<i>Male, 2004</i>						
Quarter 1	969	2,193	2,193	295,752	32.76	70,189.5
Quarter 2	1,009	2,332	2,332	296,403	34.04	70,603.4
Quarter 3	1,031	2,427	2,427	298,006	34.60	71,281.3
Quarter 4	1,047	2,466	2,466	296,215	35.35	71,164.4

**Table 3. Summary of Loop Diuretic Users in the Sentinel Distributed Database (SDD) between January 1, 2000 and March 31, 2021, Cross-Stratified by Year-Quarter and Sex**

	New Users	New Episodes	Adjusted Dispensings	Eligible Members <sup>1</sup>	New Users per 10,000 Eligible Members <sup>1</sup>	Eligible Member-Years <sup>1</sup>
<i>Male, 2005</i>						
Quarter 1	1,035	2,417	2,417	292,316	35.41	68,724.4
Quarter 2	1,016	2,321	2,321	287,083	35.39	69,200.3
Quarter 3	947	1,907	1,907	287,552	32.93	63,888.3
Quarter 4	637	1,271	1,271	238,593	26.70	57,066.2
<i>Male, 2006</i>						
Quarter 1	3,231	5,792	5,792	4,486,976	7.20	1,045,650.2
Quarter 2	3,324	6,022	6,022	4,538,647	7.32	1,067,052.6
Quarter 3	3,328	6,098	6,098	4,580,791	7.27	1,089,413.3
Quarter 4	3,241	6,000	6,000	4,725,844	6.86	1,134,889.7
<i>Male, 2007</i>						
Quarter 1	4,964	9,032	9,032	5,887,721	8.43	1,373,840.5
Quarter 2	5,222	9,638	9,638	5,937,517	8.79	1,404,521.8
Quarter 3	5,172	9,680	9,680	5,979,363	8.65	1,425,260.0
Quarter 4	5,163	9,644	9,644	5,954,995	8.67	1,432,693.3
<i>Male, 2008</i>						
Quarter 1	9,732	17,376	17,376	14,068,312	6.92	3,310,426.9
Quarter 2	10,007	17,960	17,960	14,104,803	7.09	3,325,427.9
Quarter 3	9,844	17,853	17,853	14,268,735	6.90	3,382,231.9
Quarter 4	9,740	17,627	17,627	14,064,989	6.92	3,382,501.7
<i>Male, 2009</i>						
Quarter 1	9,614	16,932	16,932	14,045,926	6.84	3,278,175.7
Quarter 2	9,693	17,144	17,144	13,799,491	7.02	3,278,230.4
Quarter 3	9,590	17,248	17,248	13,785,316	6.96	3,282,908.3
Quarter 4	9,425	16,880	16,880	13,482,147	6.99	3,258,480.5
<i>Male, 2010</i>						
Quarter 1	41,206	74,199	74,199	19,981,767	20.62	4,731,786.8
Quarter 2	42,034	76,673	76,673	19,906,741	21.12	4,773,763.9
Quarter 3	41,756	77,557	77,557	20,108,686	20.77	4,846,903.2
Quarter 4	41,645	76,706	76,706	19,906,079	20.92	4,852,133.0
<i>Male, 2011</i>						
Quarter 1	43,360	77,348	77,348	20,000,091	21.68	4,746,334.9
Quarter 2	43,793	78,805	78,805	20,043,290	21.85	4,812,425.9
Quarter 3	43,565	78,893	78,893	20,246,983	21.52	4,886,532.0
Quarter 4	43,492	78,172	78,172	20,173,854	21.56	4,921,975.1
<i>Male, 2012</i>						
Quarter 1	45,892	80,268	80,268	20,294,416	22.61	4,874,451.7
Quarter 2	46,705	81,649	81,649	20,331,569	22.97	4,886,550.0
Quarter 3	46,819	82,503	82,503	20,540,913	22.79	4,967,978.4
Quarter 4	46,841	82,750	82,750	20,423,547	22.93	4,987,120.8

**Table 3. Summary of Loop Diuretic Users in the Sentinel Distributed Database (SDD) between January 1, 2000 and March 31, 2021, Cross-Stratified by Year-Quarter and Sex**

	New Users	New Episodes	Adjusted Dispensings	Eligible Members <sup>1</sup>	New Users per 10,000 Eligible Members <sup>1</sup>	Eligible Member-Years <sup>1</sup>
<i>Male, 2013</i>						
Quarter 1	53,608	89,942	89,942	23,024,566	23.28	5,490,529.6
Quarter 2	55,468	94,360	94,360	23,090,972	24.02	5,561,626.5
Quarter 3	56,168	96,419	96,419	23,367,312	24.04	5,674,406.1
Quarter 4	56,641	96,695	96,695	23,352,475	24.25	5,691,343.6
<i>Male, 2014</i>						
Quarter 1	58,818	97,397	97,397	24,199,668	24.31	5,760,343.1
Quarter 2	62,624	105,600	105,600	24,443,644	25.62	5,866,345.1
Quarter 3	62,279	106,596	106,596	24,544,998	25.37	5,942,067.4
Quarter 4	62,781	106,688	106,688	24,441,902	25.69	5,948,295.0
<i>Male, 2015</i>						
Quarter 1	64,706	107,142	107,142	25,123,151	25.76	5,954,515.8
Quarter 2	66,856	111,910	111,910	25,179,176	26.55	6,050,405.6
Quarter 3	67,721	114,639	114,639	25,300,236	26.77	6,134,217.2
Quarter 4	68,799	116,457	116,457	25,321,717	27.17	6,160,243.7
<i>Male, 2016</i>						
Quarter 1	71,867	119,189	119,189	26,087,542	27.55	6,266,064.5
Quarter 2	73,737	122,819	122,819	26,153,583	28.19	6,288,627.1
Quarter 3	75,103	125,856	125,856	26,348,219	28.50	6,389,998.4
Quarter 4	76,283	127,163	127,163	26,409,090	28.89	6,425,665.0
<i>Male, 2017</i>						
Quarter 1	76,947	125,588	125,588	26,384,233	29.16	6,289,226.0
Quarter 2	79,358	130,284	130,284	26,386,242	30.08	6,351,483.5
Quarter 3	81,424	134,477	134,477	26,489,569	30.74	6,421,222.1
Quarter 4	83,077	137,196	137,196	26,326,214	31.56	6,413,003.2
<i>Male, 2018</i>						
Quarter 1	84,109	134,902	134,902	26,064,640	32.27	6,215,377.2
Quarter 2	87,569	141,423	141,423	26,068,241	33.59	6,271,166.0
Quarter 3	89,279	145,068	145,068	26,215,296	34.06	6,355,044.6
Quarter 4	91,537	146,522	146,522	26,137,531	35.02	6,371,914.6
<i>Male, 2019</i>						
Quarter 1	94,684	146,625	146,625	26,062,814	36.33	6,217,881.2
Quarter 2	98,696	153,866	153,866	26,068,164	37.86	6,275,309.9
Quarter 3	101,310	157,806	157,806	26,184,994	38.69	6,348,459.1
Quarter 4	103,676	160,075	160,075	26,018,367	39.85	6,358,645.7
<i>Male, 2020</i>						
Quarter 1	107,153	162,530	162,530	26,087,004	41.08	6,284,452.5
Quarter 2	108,025	161,040	161,040	25,854,153	41.78	6,254,545.9
Quarter 3	110,721	165,293	165,293	25,847,210	42.84	6,285,932.1
Quarter 4	111,459	164,555	164,555	25,544,286	43.63	6,259,362.8

**Table 3. Summary of Loop Diuretic Users in the Sentinel Distributed Database (SDD) between January 1, 2000 and March 31, 2021, Cross-Stratified by Year-Quarter and Sex**

	New Users	New Episodes	Adjusted Dispensings	Eligible Members <sup>1</sup>	New Users per 10,000 Eligible Members <sup>1</sup>	Eligible Member-Years <sup>1</sup>
<i>Male, 2021</i>						
Quarter 1	98,684	140,020	140,020	17,574,869	56.15	4,028,751.7
<i>Ethacrynic Acid</i>						
<i>Female, 2000</i>						
Quarter 1	41	83	83	519,166	0.79	124,596.6
Quarter 2	43	98	98	518,534	0.83	125,041.4
Quarter 3	51	117	117	526,125	0.97	128,220.2
Quarter 4	54	125	125	532,973	1.01	130,582.8
<i>Female, 2001</i>						
Quarter 1	57	134	134	541,202	1.05	129,100.4
Quarter 2	67	138	138	553,291	1.21	132,504.2
Quarter 3	51	106	106	564,643	0.90	137,786.8
Quarter 4	*****	70	70	*****	0.58	139,504.3
<i>Female, 2002</i>						
Quarter 1	*****	*****	*****	*****	0.41	132,477.8
Quarter 2	*****	*****	*****	*****	0.32	133,858.4
Quarter 3	*****	*****	*****	*****	0.13	135,149.5
Quarter 4	*****	*****	*****	*****	0.13	130,114.7
<i>Female, 2003</i>						
Quarter 1	*****	*****	*****	*****	0.02	123,590.6
Quarter 2	*****	*****	*****	*****	0.04	123,782.9
Quarter 3	*****	*****	*****	*****	0.10	126,376.7
Quarter 4	*****	*****	*****	*****	0.08	127,377.4
<i>Female, 2004</i>						
Quarter 1	*****	*****	*****	*****	0.09	127,072.4
Quarter 2	*****	*****	*****	*****	0.17	127,850.6
Quarter 3	*****	*****	*****	*****	0.28	129,248.4
Quarter 4	*****	*****	*****	*****	0.32	129,544.2
<i>Female, 2005</i>						
Quarter 1	*****	*****	*****	*****	0.30	125,316.8
Quarter 2	*****	*****	*****	*****	0.30	126,632.9
Quarter 3	*****	*****	*****	*****	0.28	120,725.7
Quarter 4	13	27	27	472,042	0.28	113,023.3
<i>Female, 2006</i>						
Quarter 1	82	126	126	4,909,500	0.17	1,148,377.9
Quarter 2	91	155	155	4,966,560	0.18	1,172,671.5
Quarter 3	99	171	171	5,008,198	0.20	1,195,065.0
Quarter 4	103	184	184	5,148,035	0.20	1,240,872.7



**Table 3. Summary of Loop Diuretic Users in the Sentinel Distributed Database (SDD) between January 1, 2000 and March 31, 2021, Cross-Stratified by Year-Quarter and Sex**

	New Users	New Episodes	Adjusted Dispensings	Eligible Members <sup>1</sup>	New Users per 10,000 Eligible Members <sup>1</sup>	Eligible Member-Years <sup>1</sup>
<i>Female, 2007</i>						
Quarter 1	149	260	260	6,424,243	0.23	1,505,290.6
Quarter 2	156	281	281	6,467,992	0.24	1,537,622.1
Quarter 3	159	287	287	6,506,267	0.24	1,556,308.3
Quarter 4	156	310	310	6,472,221	0.24	1,562,943.3
<i>Female, 2008</i>						
Quarter 1	323	567	567	15,040,725	0.21	3,551,985.3
Quarter 2	375	656	656	15,070,490	0.25	3,569,794.5
Quarter 3	359	635	635	15,246,422	0.24	3,624,172.5
Quarter 4	357	658	658	15,017,899	0.24	3,625,799.8
<i>Female, 2009</i>						
Quarter 1	403	694	694	14,974,307	0.27	3,510,266.7
Quarter 2	413	724	724	14,764,612	0.28	3,522,376.3
Quarter 3	412	730	730	14,791,634	0.28	3,533,691.4
Quarter 4	412	738	738	14,461,839	0.28	3,507,484.3
<i>Female, 2010</i>						
Quarter 1	1,780	3,289	3,289	24,400,065	0.73	5,811,614.0
Quarter 2	1,894	3,504	3,504	24,283,072	0.78	5,859,514.5
Quarter 3	1,925	3,620	3,620	24,492,791	0.79	5,936,845.3
Quarter 4	1,868	3,594	3,594	24,208,536	0.77	5,930,288.2
<i>Female, 2011</i>						
Quarter 1	1,973	3,578	3,578	24,274,592	0.81	5,793,784.6
Quarter 2	1,984	3,643	3,643	24,272,998	0.82	5,862,959.8
Quarter 3	1,983	3,706	3,706	24,472,402	0.81	5,940,101.7
Quarter 4	1,945	3,644	3,644	24,367,811	0.80	5,971,466.6
<i>Female, 2012</i>						
Quarter 1	2,047	3,704	3,704	24,497,173	0.84	5,914,270.4
Quarter 2	2,092	3,783	3,783	24,497,038	0.85	5,920,697.3
Quarter 3	2,002	3,711	3,711	24,715,316	0.81	6,008,284.8
Quarter 4	2,022	3,776	3,776	24,572,512	0.82	6,024,001.9
<i>Female, 2013</i>						
Quarter 1	2,303	4,242	4,242	27,387,669	0.84	6,555,735.6
Quarter 2	2,425	4,581	4,581	27,408,870	0.88	6,633,885.5
Quarter 3	2,393	4,589	4,589	27,711,767	0.86	6,756,548.0
Quarter 4	2,324	4,570	4,570	27,637,480	0.84	6,767,813.5
<i>Female, 2014</i>						
Quarter 1	2,380	4,438	4,438	28,590,353	0.83	6,833,067.3
Quarter 2	2,383	4,585	4,585	28,809,529	0.83	6,951,437.3
Quarter 3	2,307	4,495	4,495	28,909,762	0.80	7,031,150.0
Quarter 4	2,173	4,251	4,251	28,763,492	0.76	7,033,820.9

**Table 3. Summary of Loop Diuretic Users in the Sentinel Distributed Database (SDD) between January 1, 2000 and March 31, 2021, Cross-Stratified by Year-Quarter and Sex**

	New Users	New Episodes	Adjusted Dispensings	Eligible Members <sup>1</sup>	New Users per 10,000 Eligible Members <sup>1</sup>	Eligible Member-Years <sup>1</sup>
<i>Female, 2015</i>						
Quarter 1	2,102	4,004	4,004	29,467,395	0.71	7,013,005.4
Quarter 2	2,074	4,050	4,050	29,460,758	0.70	7,118,224.7
Quarter 3	1,960	3,917	3,917	29,588,161	0.66	7,205,840.7
Quarter 4	1,796	3,579	3,579	29,583,689	0.61	7,233,044.5
<i>Female, 2016</i>						
Quarter 1	1,680	3,244	3,244	30,426,747	0.55	7,342,389.1
Quarter 2	1,622	3,226	3,226	30,456,221	0.53	7,362,861.7
Quarter 3	1,572	3,045	3,045	30,679,170	0.51	7,473,467.4
Quarter 4	1,552	3,057	3,057	30,688,453	0.51	7,503,334.8
<i>Female, 2017</i>						
Quarter 1	1,480	2,809	2,809	30,613,877	0.48	7,325,639.5
Quarter 2	1,474	2,805	2,805	30,584,106	0.48	7,398,483.3
Quarter 3	1,431	2,672	2,672	30,699,337	0.47	7,471,713.0
Quarter 4	1,441	2,672	2,672	30,477,403	0.47	7,458,560.3
<i>Female, 2018</i>						
Quarter 1	1,430	2,575	2,575	30,132,420	0.47	7,214,512.2
Quarter 2	1,599	2,816	2,816	30,115,892	0.53	7,282,071.2
Quarter 3	1,428	2,671	2,671	30,287,638	0.47	7,373,792.6
Quarter 4	1,320	2,494	2,494	30,186,212	0.44	7,393,029.2
<i>Female, 2019</i>						
Quarter 1	1,121	1,934	1,934	30,147,495	0.37	7,218,713.4
Quarter 2	1,017	1,909	1,909	30,145,617	0.34	7,290,451.4
Quarter 3	1,005	1,920	1,920	30,298,334	0.33	7,375,236.2
Quarter 4	950	1,800	1,800	30,099,108	0.32	7,389,195.5
<i>Female, 2020</i>						
Quarter 1	974	1,818	1,818	29,946,379	0.33	7,240,891.0
Quarter 2	899	1,720	1,720	29,702,634	0.30	7,215,376.2
Quarter 3	945	1,700	1,700	29,765,573	0.32	7,266,083.8
Quarter 4	1,089	1,934	1,934	29,458,995	0.37	7,246,149.1
<i>Female, 2021</i>						
Quarter 1	978	1,600	1,600	21,373,056	0.46	4,917,965.1
<i>Male, 2000</i>						
Quarter 1	16	32	32	291,927	0.55	69,817.2
Quarter 2	18	36	36	291,303	0.62	70,162.0
Quarter 3	17	43	43	296,028	0.57	72,274.0
Quarter 4	20	45	45	302,009	0.66	73,989.1

**Table 3. Summary of Loop Diuretic Users in the Sentinel Distributed Database (SDD) between January 1, 2000 and March 31, 2021, Cross-Stratified by Year-Quarter and Sex**

	New Users	New Episodes	Adjusted Dispensings	Eligible Members <sup>1</sup>	New Users per 10,000 Eligible Members <sup>1</sup>	Eligible Member-Years <sup>1</sup>
<i>Male, 2001</i>						
Quarter 1	17	40	40	308,800	0.55	73,723.9
Quarter 2	20	47	47	319,306	0.63	76,196.5
Quarter 3	18	37	37	327,247	0.55	79,911.2
Quarter 4	*****	16	16	*****	0.27	81,211.6
<i>Male, 2002</i>						
Quarter 1	*****	*****	*****	*****	0.22	77,168.5
Quarter 2	*****	*****	*****	*****	0.06	78,056.2
Quarter 3	*****	*****	*****	*****	0.03	78,614.4
Quarter 4	*****	*****	*****	*****	0.06	73,724.6
<i>Male, 2003</i>						
Quarter 1	*****	*****	*****	*****	0.03	68,793.0
Quarter 2	*****	*****	*****	*****	0.03	68,172.8
Quarter 3	*****	*****	*****	*****	0.03	69,641.6
Quarter 4	0	0	0	290,900	0.00	70,075.5
<i>Male, 2004</i>						
Quarter 1	0	0	0	295,752	0.00	70,189.5
Quarter 2	*****	*****	*****	*****	0.03	70,603.4
Quarter 3	*****	*****	*****	*****	0.17	71,281.3
Quarter 4	*****	*****	*****	*****	0.10	71,164.4
<i>Male, 2005</i>						
Quarter 1	*****	*****	*****	*****	0.17	68,724.4
Quarter 2	*****	*****	*****	*****	0.14	69,200.3
Quarter 3	*****	*****	*****	*****	0.10	63,888.3
Quarter 4	0	0	0	238,593	0.00	57,066.2
<i>Male, 2006</i>						
Quarter 1	37	59	59	4,486,976	0.08	1,045,650.2
Quarter 2	36	61	61	4,538,647	0.08	1,067,052.6
Quarter 3	32	53	53	4,580,791	0.07	1,089,413.3
Quarter 4	32	62	62	4,725,844	0.07	1,134,889.7
<i>Male, 2007</i>						
Quarter 1	62	108	108	5,887,721	0.11	1,373,840.5
Quarter 2	64	117	117	5,937,517	0.11	1,404,521.8
Quarter 3	58	119	119	5,979,363	0.10	1,425,260.0
Quarter 4	69	117	117	5,954,995	0.12	1,432,693.3
<i>Male, 2008</i>						
Quarter 1	126	216	216	14,068,312	0.09	3,310,426.9
Quarter 2	145	248	248	14,104,803	0.10	3,325,427.9
Quarter 3	152	271	271	14,268,735	0.11	3,382,231.9
Quarter 4	160	276	276	14,064,989	0.11	3,382,501.7

**Table 3. Summary of Loop Diuretic Users in the Sentinel Distributed Database (SDD) between January 1, 2000 and March 31, 2021, Cross-Stratified by Year-Quarter and Sex**

	New Users	New Episodes	Adjusted Dispensings	Eligible Members <sup>1</sup>	New Users per 10,000 Eligible Members <sup>1</sup>	Eligible Member-Years <sup>1</sup>
<i>Male, 2009</i>						
Quarter 1	163	281	281	14,045,926	0.12	3,278,175.7
Quarter 2	160	295	295	13,799,491	0.12	3,278,230.4
Quarter 3	142	244	244	13,785,316	0.10	3,282,908.3
Quarter 4	162	270	270	13,482,147	0.12	3,258,480.5
<i>Male, 2010</i>						
Quarter 1	612	1,096	1,096	19,981,767	0.31	4,731,786.8
Quarter 2	634	1,136	1,136	19,906,741	0.32	4,773,763.9
Quarter 3	604	1,110	1,110	20,108,686	0.30	4,846,903.2
Quarter 4	625	1,144	1,144	19,906,079	0.31	4,852,133.0
<i>Male, 2011</i>						
Quarter 1	675	1,215	1,215	20,000,091	0.34	4,746,334.9
Quarter 2	671	1,245	1,245	20,043,290	0.33	4,812,425.9
Quarter 3	668	1,211	1,211	20,246,983	0.33	4,886,532.0
Quarter 4	677	1,244	1,244	20,173,854	0.34	4,921,975.1
<i>Male, 2012</i>						
Quarter 1	702	1,247	1,247	20,294,416	0.35	4,874,451.7
Quarter 2	676	1,162	1,162	20,331,569	0.33	4,886,550.0
Quarter 3	680	1,229	1,229	20,540,913	0.33	4,967,978.4
Quarter 4	667	1,225	1,225	20,423,547	0.33	4,987,120.8
<i>Male, 2013</i>						
Quarter 1	788	1,438	1,438	23,024,566	0.34	5,490,529.6
Quarter 2	811	1,491	1,491	23,090,972	0.35	5,561,626.5
Quarter 3	811	1,499	1,499	23,367,312	0.35	5,674,406.1
Quarter 4	835	1,549	1,549	23,352,475	0.36	5,691,343.6
<i>Male, 2014</i>						
Quarter 1	857	1,571	1,571	24,199,668	0.35	5,760,343.1
Quarter 2	838	1,586	1,586	24,443,644	0.34	5,866,345.1
Quarter 3	816	1,551	1,551	24,544,998	0.33	5,942,067.4
Quarter 4	761	1,443	1,443	24,441,902	0.31	5,948,295.0
<i>Male, 2015</i>						
Quarter 1	767	1,349	1,349	25,123,151	0.31	5,954,515.8
Quarter 2	708	1,297	1,297	25,179,176	0.28	6,050,405.6
Quarter 3	672	1,232	1,232	25,300,236	0.27	6,134,217.2
Quarter 4	667	1,201	1,201	25,321,717	0.26	6,160,243.7
<i>Male, 2016</i>						
Quarter 1	608	1,040	1,040	26,087,542	0.23	6,266,064.5
Quarter 2	553	992	992	26,153,583	0.21	6,288,627.1
Quarter 3	552	959	959	26,348,219	0.21	6,389,998.4
Quarter 4	563	984	984	26,409,090	0.21	6,425,665.0

**Table 3. Summary of Loop Diuretic Users in the Sentinel Distributed Database (SDD) between January 1, 2000 and March 31, 2021, Cross-Stratified by Year-Quarter and Sex**

	New Users	New Episodes	Adjusted Dispensings	Eligible Members <sup>1</sup>	New Users per 10,000 Eligible Members <sup>1</sup>	Eligible Member-Years <sup>1</sup>
<i>Male, 2017</i>						
Quarter 1	517	906	906	26,384,233	0.20	6,289,226.0
Quarter 2	494	867	867	26,386,242	0.19	6,351,483.5
Quarter 3	524	891	891	26,489,569	0.20	6,421,222.1
Quarter 4	494	835	835	26,326,214	0.19	6,413,003.2
<i>Male, 2018</i>						
Quarter 1	517	859	859	26,064,640	0.20	6,215,377.2
Quarter 2	561	927	927	26,068,241	0.22	6,271,166.0
Quarter 3	472	844	844	26,215,296	0.18	6,355,044.6
Quarter 4	440	767	767	26,137,531	0.17	6,371,914.6
<i>Male, 2019</i>						
Quarter 1	399	665	665	26,062,814	0.15	6,217,881.2
Quarter 2	353	610	610	26,068,164	0.14	6,275,309.9
Quarter 3	349	597	597	26,184,994	0.13	6,348,459.1
Quarter 4	353	574	574	26,018,367	0.14	6,358,645.7
<i>Male, 2020</i>						
Quarter 1	332	556	556	26,087,004	0.13	6,284,452.5
Quarter 2	331	565	565	25,854,153	0.13	6,254,545.9
Quarter 3	332	552	552	25,847,210	0.13	6,285,932.1
Quarter 4	383	623	623	25,544,286	0.15	6,259,362.8
<i>Male, 2021</i>						
Quarter 1	355	584	584	17,574,869	0.20	4,028,751.7
<b>First Use</b>						
<i>Loop Diuretics</i>						
<i>Female, 2000</i>						
Quarter 1	43,549	43,549	43,747	519,166	838.83	117,204.8
Quarter 2	8,641	8,641	8,683	476,104	181.49	113,615.8
Quarter 3	6,448	6,448	6,482	476,590	135.29	115,145.0
Quarter 4	4,712	4,712	4,741	478,565	98.46	116,509.1
<i>Female, 2001</i>						
Quarter 1	4,999	4,999	5,033	483,856	103.32	114,685.4
Quarter 2	6,190	6,190	6,232	493,031	125.55	117,004.2
Quarter 3	5,443	5,443	5,485	499,951	108.87	121,065.9
Quarter 4	4,339	4,339	4,375	502,860	86.29	122,054.6
<i>Female, 2002</i>						
Quarter 1	4,615	4,615	4,652	485,499	95.06	114,974.1
Quarter 2	5,910	5,910	5,960	489,020	120.85	115,362.7
Quarter 3	5,130	5,130	5,173	477,385	107.46	115,601.1
Quarter 4	4,010	4,010	4,032	475,180	84.39	110,237.4

**Table 3. Summary of Loop Diuretic Users in the Sentinel Distributed Database (SDD) between January 1, 2000 and March 31, 2021, Cross-Stratified by Year-Quarter and Sex**

	New Users	New Episodes	Adjusted Dispensings	Eligible Members <sup>1</sup>	New Users per 10,000 Eligible Members <sup>1</sup>	Eligible Member-Years <sup>1</sup>
<i>Female, 2003</i>						
Quarter 1	4,019	4,019	4,057	442,894	90.74	104,002.6
Quarter 2	5,094	5,094	5,136	439,709	115.85	103,552.8
Quarter 3	4,765	4,765	4,803	441,458	107.94	105,171.2
Quarter 4	3,672	3,672	3,696	441,900	83.10	105,728.2
<i>Female, 2004</i>						
Quarter 1	4,532	4,532	4,558	447,243	101.33	105,329.4
Quarter 2	4,942	4,942	4,968	447,349	110.47	105,637.1
Quarter 3	4,746	4,746	4,770	448,327	105.86	106,241.4
Quarter 4	3,687	3,687	3,712	446,046	82.66	106,136.1
<i>Female, 2005</i>						
Quarter 1	3,579	3,579	3,600	438,220	81.67	102,336.0
Quarter 2	4,261	4,261	4,278	432,727	98.47	103,115.6
Quarter 3	2,914	2,914	2,926	432,046	67.45	97,995.8
Quarter 4	2,139	2,139	2,143	386,692	55.32	91,960.4
<i>Female, 2006</i>						
Quarter 1	76,088	76,088	76,442	4,874,285	156.10	1,128,772.1
Quarter 2	27,285	27,285	27,400	4,862,528	56.11	1,144,182.9
Quarter 3	18,056	18,056	18,133	4,884,589	36.97	1,162,144.1
Quarter 4	13,534	13,534	13,588	5,011,821	27.00	1,205,486.7
<i>Female, 2007</i>						
Quarter 1	74,923	74,923	75,341	6,285,620	119.20	1,460,252.5
Quarter 2	33,672	33,672	33,862	6,264,068	53.75	1,483,484.8
Quarter 3	24,540	24,540	24,648	6,278,866	39.08	1,496,881.5
Quarter 4	18,774	18,774	18,878	6,230,451	30.13	1,500,636.6
<i>Female, 2008</i>						
Quarter 1	122,182	122,182	122,764	14,798,446	82.56	3,474,954.0
Quarter 2	62,564	62,564	62,860	14,722,776	42.49	3,477,014.7
Quarter 3	46,880	46,880	47,115	14,854,871	31.56	3,521,293.5
Quarter 4	35,459	35,459	35,616	14,599,063	24.29	3,517,681.6
<i>Female, 2009</i>						
Quarter 1	49,991	49,991	50,263	14,570,616	34.31	3,407,034.4
Quarter 2	47,477	47,477	47,727	14,335,089	33.12	3,411,698.0
Quarter 3	39,213	39,213	39,401	14,336,683	27.35	3,416,662.2
Quarter 4	30,476	30,476	30,615	13,992,197	21.78	3,387,481.0
<i>Female, 2010</i>						
Quarter 1	1,453,045	1,453,045	1,462,827	23,960,270	606.44	5,467,723.8
Quarter 2	345,252	345,252	347,293	22,459,424	153.72	5,366,249.4
Quarter 3	230,659	230,659	231,913	22,404,078	102.95	5,388,225.0
Quarter 4	168,072	168,072	168,929	21,974,349	76.49	5,354,107.2

**Table 3. Summary of Loop Diuretic Users in the Sentinel Distributed Database (SDD) between January 1, 2000 and March 31, 2021, Cross-Stratified by Year-Quarter and Sex**

	New Users	New Episodes	Adjusted Dispensings	Eligible Members <sup>1</sup>	New Users per 10,000 Eligible Members <sup>1</sup>	Eligible Member-Years <sup>1</sup>
<i>Female, 2011</i>						
Quarter 1	231,025	231,025	232,445	22,020,471	104.91	5,218,266.1
Quarter 2	206,906	206,906	208,074	21,886,898	94.53	5,252,102.6
Quarter 3	176,375	176,375	177,328	21,976,165	80.26	5,297,175.2
Quarter 4	142,562	142,562	143,353	21,786,765	65.44	5,312,474.2
<i>Female, 2012</i>						
Quarter 1	215,354	215,354	216,720	21,933,801	98.18	5,257,742.5
Quarter 2	182,314	182,314	183,425	21,823,225	83.54	5,241,684.5
Quarter 3	160,982	160,982	161,906	21,960,275	73.31	5,302,712.3
Quarter 4	134,578	134,578	135,383	21,754,347	61.86	5,306,770.4
<i>Female, 2013</i>						
Quarter 1	296,154	296,154	298,437	24,610,966	120.33	5,843,142.1
Quarter 2	213,447	213,447	214,843	24,456,475	87.28	5,881,903.6
Quarter 3	177,924	177,924	179,036	24,655,423	72.16	5,973,560.4
Quarter 4	143,320	143,320	144,230	24,508,652	58.48	5,972,154.4
<i>Female, 2014</i>						
Quarter 1	209,680	209,680	211,324	25,514,240	82.18	6,059,888.2
Quarter 2	197,308	197,308	198,621	25,641,973	76.95	6,150,190.1
Quarter 3	171,052	171,052	172,108	25,672,325	66.63	6,205,451.3
Quarter 4	142,293	142,293	143,154	25,469,211	55.87	6,198,495.3
<i>Female, 2015</i>						
Quarter 1	200,526	200,526	202,056	26,233,207	76.44	6,205,164.5
Quarter 2	190,364	190,364	191,706	26,160,360	72.77	6,285,859.0
Quarter 3	168,826	168,826	169,947	26,220,379	64.39	6,348,410.7
Quarter 4	141,353	141,353	142,372	26,162,361	54.03	6,366,074.9
<i>Female, 2016</i>						
Quarter 1	198,692	198,692	200,339	27,051,145	73.45	6,489,639.0
Quarter 2	182,542	182,542	183,906	27,008,681	67.59	6,494,830.1
Quarter 3	164,989	164,989	166,173	27,171,323	60.72	6,581,032.3
Quarter 4	138,856	138,856	139,969	27,130,228	51.18	6,602,764.0
<i>Female, 2017</i>						
Quarter 1	186,464	186,464	188,099	27,162,128	68.65	6,465,883.5
Quarter 2	175,580	175,580	176,992	27,082,668	64.83	6,518,285.5
Quarter 3	158,198	158,198	159,552	27,148,150	58.27	6,569,894.5
Quarter 4	133,837	133,837	134,950	26,889,163	49.77	6,550,920.4
<i>Female, 2018</i>						
Quarter 1	171,683	171,683	173,291	26,643,933	64.44	6,348,653.1
Quarter 2	174,161	174,161	175,738	26,597,944	65.48	6,398,402.1
Quarter 3	154,168	154,168	155,484	26,726,545	57.68	6,470,141.1
Quarter 4	131,774	131,774	133,036	26,593,681	49.55	6,484,603.9

**Table 3. Summary of Loop Diuretic Users in the Sentinel Distributed Database (SDD) between January 1, 2000 and March 31, 2021, Cross-Stratified by Year-Quarter and Sex**

	New Users	New Episodes	Adjusted Dispensings	Eligible Members <sup>1</sup>	New Users per 10,000 Eligible Members <sup>1</sup>	Eligible Member-Years <sup>1</sup>
<i>Female, 2019</i>						
Quarter 1	189,914	189,914	192,035	26,653,530	71.25	6,348,480.4
Quarter 2	178,609	178,609	180,453	26,602,878	67.14	6,400,345.4
Quarter 3	162,057	162,057	163,740	26,712,884	60.67	6,465,281.1
Quarter 4	135,310	135,310	136,820	26,484,945	51.09	6,473,342.7
<i>Female, 2020</i>						
Quarter 1	207,233	207,233	209,614	26,478,721	78.26	6,366,218.0
Quarter 2	154,617	154,617	156,556	26,180,647	59.06	6,335,032.3
Quarter 3	153,496	153,496	155,251	26,231,473	58.52	6,370,716.0
Quarter 4	125,604	125,604	126,990	25,916,671	48.46	6,350,098.5
<i>Female, 2021</i>						
Quarter 1	142,867	142,867	144,054	18,234,426	78.35	4,177,104.7
<i>Male, 2000</i>						
Quarter 1	17,329	17,329	17,422	291,927	593.61	66,848.3
Quarter 2	3,270	3,270	3,289	274,585	119.09	65,695.5
Quarter 3	2,591	2,591	2,613	276,816	93.60	67,217.2
Quarter 4	2,133	2,133	2,144	280,999	75.91	68,548.9
<i>Male, 2001</i>						
Quarter 1	2,286	2,286	2,300	286,586	79.77	68,127.3
Quarter 2	2,427	2,427	2,445	295,880	82.03	70,199.6
Quarter 3	2,382	2,382	2,398	302,341	78.79	73,479.4
Quarter 4	2,146	2,146	2,162	306,579	70.00	74,474.9
<i>Male, 2002</i>						
Quarter 1	2,369	2,369	2,394	296,661	79.86	70,346.8
Quarter 2	2,492	2,492	2,508	300,084	83.04	70,810.7
Quarter 3	2,338	2,338	2,350	291,284	80.27	70,976.0
Quarter 4	2,006	2,006	2,023	288,558	69.52	65,915.9
<i>Male, 2003</i>						
Quarter 1	2,029	2,029	2,047	259,676	78.14	61,068.6
Quarter 2	2,317	2,317	2,338	254,584	91.01	60,206.4
Quarter 3	2,212	2,212	2,237	256,570	86.21	61,297.9
Quarter 4	1,852	1,852	1,867	257,061	72.05	61,541.3
<i>Male, 2004</i>						
Quarter 1	2,378	2,378	2,394	261,393	90.97	61,563.3
Quarter 2	2,299	2,299	2,324	261,185	88.02	61,758.5
Quarter 3	2,309	2,309	2,326	261,770	88.21	62,099.8
Quarter 4	1,977	1,977	1,993	259,163	76.28	61,824.8



**Table 3. Summary of Loop Diuretic Users in the Sentinel Distributed Database (SDD) between January 1, 2000 and March 31, 2021, Cross-Stratified by Year-Quarter and Sex**

	New Users	New Episodes	Adjusted Dispensings	Eligible Members <sup>1</sup>	New Users per 10,000 Eligible Members <sup>1</sup>	Eligible Member-Years <sup>1</sup>
<i>Male, 2005</i>						
Quarter 1	1,963	1,963	1,977	254,879	77.02	59,538.0
Quarter 2	1,963	1,963	1,975	249,552	78.66	59,806.7
Quarter 3	1,238	1,238	1,241	249,400	49.64	54,927.6
Quarter 4	1,111	1,111	1,116	205,533	54.05	48,916.1
<i>Male, 2006</i>						
Quarter 1	50,185	50,185	50,492	4,473,226	112.19	1,034,848.5
Quarter 2	14,859	14,859	14,945	4,479,376	33.17	1,050,888.2
Quarter 3	10,362	10,362	10,401	4,511,668	22.97	1,071,058.9
Quarter 4	9,087	9,087	9,132	4,650,082	19.54	1,115,058.1
<i>Male, 2007</i>						
Quarter 1	53,399	53,399	53,776	5,810,041	91.91	1,346,827.1
Quarter 2	21,228	21,228	21,349	5,813,140	36.52	1,371,385.8
Quarter 3	15,770	15,770	15,871	5,841,003	27.00	1,389,076.7
Quarter 4	13,397	13,397	13,484	5,808,069	23.07	1,394,663.7
<i>Male, 2008</i>						
Quarter 1	92,631	92,631	93,201	13,920,587	66.54	3,260,699.9
Quarter 2	38,946	38,946	39,204	13,876,728	28.07	3,264,823.5
Quarter 3	29,892	29,892	30,070	14,016,008	21.33	3,316,046.3
Quarter 4	25,721	25,721	25,865	13,796,272	18.64	3,312,937.3
<i>Male, 2009</i>						
Quarter 1	37,543	37,543	37,821	13,787,327	27.23	3,211,423.5
Quarter 2	30,002	30,002	30,197	13,522,085	22.19	3,206,860.3
Quarter 3	25,596	25,596	25,766	13,494,156	18.97	3,208,156.5
Quarter 4	22,536	22,536	22,666	13,183,550	17.09	3,181,986.1
<i>Male, 2010</i>						
Quarter 1	735,487	735,487	741,454	19,702,301	373.30	4,546,188.3
Quarter 2	180,289	180,289	181,527	18,935,587	95.21	4,511,968.8
Quarter 3	125,245	125,245	126,092	19,007,543	65.89	4,558,020.2
Quarter 4	102,917	102,917	103,637	18,732,027	54.94	4,548,253.3
<i>Male, 2011</i>						
Quarter 1	152,517	152,517	153,684	18,816,977	81.05	4,440,648.6
Quarter 2	118,562	118,562	119,349	18,769,426	63.17	4,485,673.0
Quarter 3	104,341	104,341	105,077	18,914,473	55.16	4,542,904.0
Quarter 4	93,292	93,292	93,938	18,794,189	49.64	4,568,380.6
<i>Male, 2012</i>						
Quarter 1	150,781	150,781	152,058	18,924,744	79.67	4,519,296.2
Quarter 2	112,196	112,196	112,983	18,876,669	59.44	4,515,966.1
Quarter 3	101,263	101,263	101,956	19,037,536	53.19	4,582,043.6
Quarter 4	91,710	91,710	92,382	18,880,721	48.57	4,592,980.5

**Table 3. Summary of Loop Diuretic Users in the Sentinel Distributed Database (SDD) between January 1, 2000 and March 31, 2021, Cross-Stratified by Year-Quarter and Sex**

	New Users	New Episodes	Adjusted Dispensings	Eligible Members <sup>1</sup>	New Users per 10,000 Eligible Members <sup>1</sup>	Eligible Member-Years <sup>1</sup>
<i>Male, 2013</i>						
Quarter 1	222,049	222,049	224,238	21,504,831	103.26	5,092,964.6
Quarter 2	140,064	140,064	141,278	21,425,152	65.37	5,135,325.8
Quarter 3	116,650	116,650	117,542	21,634,297	53.92	5,229,194.9
Quarter 4	103,451	103,451	104,334	21,572,208	47.96	5,236,799.1
<i>Male, 2014</i>						
Quarter 1	160,543	160,543	162,171	22,447,692	71.52	5,315,363.0
Quarter 2	131,017	131,017	132,118	22,611,562	57.94	5,401,484.1
Quarter 3	115,357	115,357	116,237	22,667,284	50.89	5,462,104.0
Quarter 4	105,352	105,352	106,252	22,525,928	46.77	5,460,496.4
<i>Male, 2015</i>						
Quarter 1	157,932	157,932	159,534	23,238,263	67.96	5,478,856.5
Quarter 2	131,621	131,621	132,849	23,227,936	56.66	5,556,520.7
Quarter 3	118,056	118,056	119,112	23,302,101	50.66	5,623,966.0
Quarter 4	107,944	107,944	108,960	23,284,462	46.36	5,641,937.5
<i>Male, 2016</i>						
Quarter 1	158,833	158,833	160,490	24,076,409	65.97	5,753,463.2
Quarter 2	130,862	130,862	132,092	24,073,771	54.36	5,763,099.4
Quarter 3	120,259	120,259	121,380	24,224,111	49.64	5,848,011.7
Quarter 4	109,136	109,136	110,297	24,246,404	45.01	5,876,116.9
<i>Male, 2017</i>						
Quarter 1	152,586	152,586	154,376	24,285,154	62.83	5,761,942.0
Quarter 2	129,136	129,136	130,451	24,230,993	53.29	5,807,720.3
Quarter 3	118,667	118,667	119,967	24,294,839	48.84	5,862,068.0
Quarter 4	108,305	108,305	109,533	24,099,324	44.94	5,847,483.7
<i>Male, 2018</i>						
Quarter 1	145,741	145,741	147,624	23,897,586	60.99	5,673,014.9
Quarter 2	130,759	130,759	132,375	23,855,695	54.81	5,713,299.2
Quarter 3	116,629	116,629	117,953	23,966,122	48.66	5,782,562.8
Quarter 4	109,043	109,043	110,437	23,859,462	45.70	5,793,365.3
<i>Male, 2019</i>						
Quarter 1	160,496	160,496	162,954	23,839,859	67.32	5,659,560.7
Quarter 2	136,462	136,462	138,419	23,786,891	57.37	5,699,855.6
Quarter 3	123,949	123,949	125,568	23,865,384	51.94	5,757,851.3
Quarter 4	112,048	112,048	113,707	23,669,572	47.34	5,761,348.4
<i>Male, 2020</i>						
Quarter 1	173,772	173,772	176,463	23,816,071	72.96	5,707,080.6
Quarter 2	123,232	123,232	125,155	23,520,872	52.39	5,669,338.3
Quarter 3	121,851	121,851	123,690	23,496,053	51.86	5,688,600.4
Quarter 4	107,643	107,643	109,207	23,178,568	46.44	5,659,136.5

**Table 3. Summary of Loop Diuretic Users in the Sentinel Distributed Database (SDD) between January 1, 2000 and March 31, 2021, Cross-Stratified by Year-Quarter and Sex**

	New Users	New Episodes	Adjusted Dispensings	Eligible Members <sup>1</sup>	New Users per 10,000 Eligible Members <sup>1</sup>	Eligible Member-Years <sup>1</sup>
<i>Male, 2021</i>						
Quarter 1	122,265	122,265	123,603	15,494,985	78.91	3,536,446.8
<b><i>Bumetanide</i></b>						
<i>Female, 2000</i>						
Quarter 1	1,048	1,048	1,048	519,166	20.19	124,423.6
Quarter 2	379	379	379	517,514	7.32	124,747.2
Quarter 3	326	326	326	524,760	6.21	127,844.6
Quarter 4	249	249	249	531,338	4.69	130,146.5
<i>Female, 2001</i>						
Quarter 1	242	242	242	539,368	4.49	128,629.4
Quarter 2	348	348	348	551,285	6.31	131,974.1
Quarter 3	317	317	317	562,358	5.64	137,181.6
Quarter 4	279	279	279	568,609	4.91	138,848.9
<i>Female, 2002</i>						
Quarter 1	370	370	370	553,054	6.69	131,784.4
Quarter 2	480	480	480	558,672	8.59	133,076.2
Quarter 3	373	373	373	550,313	6.78	134,285.1
Quarter 4	288	288	288	550,753	5.23	129,210.8
<i>Female, 2003</i>						
Quarter 1	291	291	291	518,614	5.61	122,684.5
Quarter 2	364	364	364	516,475	7.05	122,818.2
Quarter 3	358	358	358	520,780	6.87	125,339.7
Quarter 4	291	291	291	523,498	5.56	126,296.4
<i>Female, 2004</i>						
Quarter 1	364	364	364	529,947	6.87	125,968.4
Quarter 2	361	361	361	531,343	6.79	126,697.9
Quarter 3	370	370	370	534,484	6.92	128,029.4
Quarter 4	282	282	282	534,107	5.28	128,292.2
<i>Female, 2005</i>						
Quarter 1	318	318	318	526,863	6.04	124,063.2
Quarter 2	316	316	316	521,450	6.06	125,335.9
Quarter 3	199	199	199	522,393	3.81	119,453.7
Quarter 4	182	182	182	467,234	3.90	111,827.8
<i>Female, 2006</i>						
Quarter 1	3,666	3,666	3,666	4,907,642	7.47	1,147,401.6
Quarter 2	1,243	1,243	1,243	4,961,462	2.51	1,171,288.1
Quarter 3	786	786	786	5,002,235	1.57	1,193,487.3
Quarter 4	636	636	636	5,141,570	1.24	1,239,188.1

**Table 3. Summary of Loop Diuretic Users in the Sentinel Distributed Database (SDD) between January 1, 2000 and March 31, 2021, Cross-Stratified by Year-Quarter and Sex**

	New Users	New Episodes	Adjusted Dispensings	Eligible Members <sup>1</sup>	New Users per 10,000 Eligible Members <sup>1</sup>	Eligible Member-Years <sup>1</sup>
<i>Female, 2007</i>						
Quarter 1	3,381	3,381	3,381	6,417,607	5.27	1,503,174.3
Quarter 2	1,571	1,571	1,571	6,458,399	2.43	1,535,079.7
Quarter 3	1,187	1,187	1,187	6,495,593	1.83	1,553,520.5
Quarter 4	996	996	996	6,460,888	1.54	1,560,010.6
<i>Female, 2008</i>						
Quarter 1	5,817	5,817	5,817	15,029,346	3.87	3,548,357.1
Quarter 2	3,130	3,130	3,130	15,054,133	2.08	3,565,410.8
Quarter 3	2,357	2,357	2,357	15,227,839	1.55	3,619,286.5
Quarter 4	1,981	1,981	1,981	14,997,992	1.32	3,620,619.9
<i>Female, 2009</i>						
Quarter 1	2,541	2,541	2,541	14,954,896	1.70	3,505,292.8
Quarter 2	2,458	2,458	2,458	14,743,929	1.67	3,517,034.0
Quarter 3	2,136	2,136	2,136	14,769,659	1.45	3,528,015.0
Quarter 4	1,736	1,736	1,736	14,439,003	1.20	3,501,622.5
<i>Female, 2010</i>						
Quarter 1	66,245	66,245	66,245	24,378,494	27.17	5,795,710.9
Quarter 2	18,593	18,593	18,593	24,198,597	7.68	5,836,401.5
Quarter 3	14,193	14,193	14,193	24,393,947	5.82	5,910,536.8
Quarter 4	11,278	11,278	11,278	24,100,203	4.68	5,901,998.5
<i>Female, 2011</i>						
Quarter 1	14,237	14,237	14,237	24,163,020	5.89	5,765,022.0
Quarter 2	13,279	13,279	13,279	24,152,837	5.50	5,831,919.5
Quarter 3	11,873	11,873	11,873	24,344,723	4.88	5,906,960.5
Quarter 4	9,977	9,977	9,977	24,233,848	4.12	5,937,010.4
<i>Female, 2012</i>						
Quarter 1	14,384	14,384	14,384	24,362,499	5.90	5,879,505.2
Quarter 2	12,579	12,579	12,579	24,354,530	5.16	5,884,263.7
Quarter 3	11,275	11,275	11,275	24,566,869	4.59	5,970,020.1
Quarter 4	10,092	10,092	10,092	24,419,105	4.13	5,984,721.0
<i>Female, 2013</i>						
Quarter 1	19,747	19,747	19,747	27,235,234	7.25	6,516,329.0
Quarter 2	15,906	15,906	15,906	27,244,663	5.84	6,591,683.0
Quarter 3	13,835	13,835	13,835	27,539,281	5.02	6,712,020.5
Quarter 4	12,085	12,085	12,085	27,458,744	4.40	6,721,988.3
<i>Female, 2014</i>						
Quarter 1	14,091	14,091	14,091	28,412,038	4.96	6,788,091.0
Quarter 2	10,972	10,972	10,972	28,625,689	3.83	6,905,150.1
Quarter 3	11,666	11,666	11,666	28,723,703	4.06	6,983,618.5
Quarter 4	10,762	10,762	10,762	28,573,783	3.77	6,985,514.5

**Table 3. Summary of Loop Diuretic Users in the Sentinel Distributed Database (SDD) between January 1, 2000 and March 31, 2021, Cross-Stratified by Year-Quarter and Sex**

	New Users	New Episodes	Adjusted Dispensings	Eligible Members <sup>1</sup>	New Users per 10,000 Eligible Members <sup>1</sup>	Eligible Member-Years <sup>1</sup>
<i>Female, 2015</i>						
Quarter 1	14,034	14,034	14,034	29,279,841	4.79	6,966,041.3
Quarter 2	14,264	14,264	14,264	29,268,766	4.87	7,069,567.1
Quarter 3	13,365	13,365	13,365	29,390,963	4.55	7,155,345.4
Quarter 4	12,041	12,041	12,041	29,381,663	4.10	7,181,561.8
<i>Female, 2016</i>						
Quarter 1	15,366	15,366	15,366	30,225,331	5.08	7,291,304.6
Quarter 2	15,155	15,155	15,155	30,249,282	5.01	7,310,433.9
Quarter 3	13,998	13,998	13,998	30,466,678	4.59	7,419,108.5
Quarter 4	12,998	12,998	12,998	30,471,031	4.27	7,447,933.7
<i>Female, 2017</i>						
Quarter 1	15,880	15,880	15,880	30,400,526	5.22	7,272,211.4
Quarter 2	15,896	15,896	15,896	30,366,101	5.23	7,343,281.3
Quarter 3	15,428	15,428	15,428	30,475,852	5.06	7,414,527.8
Quarter 4	13,114	13,114	13,114	30,248,620	4.34	7,400,302.5
<i>Female, 2018</i>						
Quarter 1	14,748	14,748	14,748	29,908,205	4.93	7,158,672.0
Quarter 2	15,395	15,395	15,395	29,889,107	5.15	7,224,829.9
Quarter 3	14,626	14,626	14,626	30,056,809	4.87	7,314,858.6
Quarter 4	13,414	13,414	13,414	29,951,457	4.48	7,333,286.5
<i>Female, 2019</i>						
Quarter 1	17,191	17,191	17,191	29,916,971	5.75	7,161,010.1
Quarter 2	17,504	17,504	17,504	29,910,670	5.85	7,230,967.9
Quarter 3	16,640	16,640	16,640	30,058,109	5.54	7,313,788.1
Quarter 4	14,957	14,957	14,957	29,854,244	5.01	7,326,675.7
<i>Female, 2020</i>						
Quarter 1	19,623	19,623	19,623	29,708,841	6.61	7,180,579.4
Quarter 2	15,449	15,449	15,449	29,459,879	5.24	7,154,424.9
Quarter 3	15,254	15,254	15,254	29,520,662	5.17	7,203,753.1
Quarter 4	13,559	13,559	13,559	29,212,558	4.64	7,183,505.6
<i>Female, 2021</i>						
Quarter 1	14,706	14,706	14,706	21,150,172	6.95	4,865,251.1
<i>Male, 2000</i>						
Quarter 1	404	404	404	291,927	13.84	69,749.7
Quarter 2	127	127	127	290,915	4.37	70,053.6
Quarter 3	119	119	119	295,532	4.03	72,137.1
Quarter 4	108	108	108	301,422	3.58	73,832.4

**Table 3. Summary of Loop Diuretic Users in the Sentinel Distributed Database (SDD) between January 1, 2000 and March 31, 2021, Cross-Stratified by Year-Quarter and Sex**

	New Users	New Episodes	Adjusted Dispensings	Eligible Members <sup>1</sup>	New Users per 10,000 Eligible Members <sup>1</sup>	Eligible Member-Years <sup>1</sup>
<i>Male, 2001</i>						
Quarter 1	127	127	127	308,131	4.12	73,550.2
Quarter 2	148	148	148	318,555	4.65	75,995.9
Quarter 3	119	119	119	326,390	3.65	79,686.1
Quarter 4	122	122	122	331,943	3.68	80,971.2
<i>Male, 2002</i>						
Quarter 1	176	176	176	322,913	5.45	76,912.5
Quarter 2	189	189	189	327,445	5.77	77,766.5
Quarter 3	147	147	147	319,786	4.60	78,295.5
Quarter 4	128	128	128	318,229	4.02	73,389.5
<i>Male, 2003</i>						
Quarter 1	124	124	124	289,572	4.28	68,457.5
Quarter 2	183	183	183	284,906	6.42	67,819.2
Quarter 3	164	164	164	287,940	5.70	69,259.8
Quarter 4	123	123	123	289,331	4.25	69,676.8
<i>Male, 2004</i>						
Quarter 1	141	141	141	294,147	4.79	69,783.6
Quarter 2	166	166	166	294,747	5.63	70,182.0
Quarter 3	160	160	160	296,251	5.40	70,833.6
Quarter 4	134	134	134	294,398	4.55	70,703.0
<i>Male, 2005</i>						
Quarter 1	149	149	149	290,461	5.13	68,263.6
Quarter 2	125	125	125	285,178	4.38	68,722.1
Quarter 3	84	84	84	285,609	2.94	63,422.3
Quarter 4	98	98	98	236,842	4.14	56,631.3
<i>Male, 2006</i>						
Quarter 1	2,030	2,030	2,030	4,486,227	4.52	1,045,171.9
Quarter 2	614	614	614	4,536,105	1.35	1,066,367.4
Quarter 3	427	427	427	4,577,876	0.93	1,088,638.1
Quarter 4	435	435	435	4,722,663	0.92	1,134,049.6
<i>Male, 2007</i>						
Quarter 1	2,322	2,322	2,322	5,884,414	3.95	1,372,690.8
Quarter 2	1,060	1,060	1,060	5,932,207	1.79	1,403,092.1
Quarter 3	784	784	784	5,973,411	1.31	1,423,691.9
Quarter 4	702	702	702	5,948,607	1.18	1,431,032.0
<i>Male, 2008</i>						
Quarter 1	3,980	3,980	3,980	14,061,852	2.83	3,308,278.3
Quarter 2	1,854	1,854	1,854	14,094,955	1.32	3,322,789.5
Quarter 3	1,617	1,617	1,617	14,257,699	1.13	3,379,319.6
Quarter 4	1,356	1,356	1,356	14,053,075	0.96	3,379,393.2

**Table 3. Summary of Loop Diuretic Users in the Sentinel Distributed Database (SDD) between January 1, 2000 and March 31, 2021, Cross-Stratified by Year-Quarter and Sex**

	New Users	New Episodes	Adjusted Dispensings	Eligible Members <sup>1</sup>	New Users per 10,000 Eligible Members <sup>1</sup>	Eligible Member-Years <sup>1</sup>
<i>Male, 2009</i>						
Quarter 1	1,854	1,854	1,854	14,034,242	1.32	3,275,148.6
Quarter 2	1,646	1,646	1,646	13,786,872	1.19	3,274,963.8
Quarter 3	1,442	1,442	1,442	13,771,919	1.05	3,279,437.5
Quarter 4	1,337	1,337	1,337	13,468,264	0.99	3,254,908.3
<i>Male, 2010</i>						
Quarter 1	33,455	33,455	33,455	19,968,586	16.75	4,723,332.0
Quarter 2	9,960	9,960	9,960	19,862,439	5.01	4,761,658.2
Quarter 3	7,979	7,979	7,979	20,057,318	3.98	4,833,235.4
Quarter 4	7,327	7,327	7,327	19,849,942	3.69	4,837,358.0
<i>Male, 2011</i>						
Quarter 1	9,788	9,788	9,788	19,942,011	4.91	4,731,120.1
Quarter 2	7,716	7,716	7,716	19,979,385	3.86	4,795,894.7
Quarter 3	7,059	7,059	7,059	20,179,153	3.50	4,868,915.0
Quarter 4	6,929	6,929	6,929	20,102,763	3.45	4,903,588.9
<i>Male, 2012</i>						
Quarter 1	10,075	10,075	10,075	20,222,554	4.98	4,855,639.6
Quarter 2	8,073	8,073	8,073	20,254,161	3.99	4,866,658.8
Quarter 3	7,237	7,237	7,237	20,459,762	3.54	4,947,008.9
Quarter 4	7,028	7,028	7,028	20,339,664	3.46	4,965,539.9
<i>Male, 2013</i>						
Quarter 1	15,127	15,127	15,127	22,941,095	6.59	5,468,463.4
Quarter 2	11,109	11,109	11,109	22,997,859	4.83	5,537,514.3
Quarter 3	9,437	9,437	9,437	23,268,770	4.06	5,648,861.8
Quarter 4	9,078	9,078	9,078	23,249,914	3.90	5,664,890.2
<i>Male, 2014</i>						
Quarter 1	11,566	11,566	11,566	24,097,016	4.80	5,734,106.8
Quarter 2	8,115	8,115	8,115	24,335,773	3.33	5,839,082.5
Quarter 3	8,347	8,347	8,347	24,435,462	3.42	5,914,003.7
Quarter 4	8,400	8,400	8,400	24,330,013	3.45	5,919,673.0
<i>Male, 2015</i>						
Quarter 1	11,926	11,926	11,926	25,012,265	4.77	5,926,378.2
Quarter 2	10,951	10,951	10,951	25,063,571	4.37	6,020,910.0
Quarter 3	10,104	10,104	10,104	25,180,475	4.01	6,103,407.0
Quarter 4	10,079	10,079	10,079	25,198,450	4.00	6,128,598.6
<i>Male, 2016</i>						
Quarter 1	13,418	13,418	13,418	25,964,007	5.17	6,234,339.6
Quarter 2	12,267	12,267	12,267	26,024,414	4.71	6,255,642.6
Quarter 3	11,043	11,043	11,043	26,214,311	4.21	6,355,592.2
Quarter 4	11,076	11,076	11,076	26,271,515	4.22	6,390,397.1

**Table 3. Summary of Loop Diuretic Users in the Sentinel Distributed Database (SDD) between January 1, 2000 and March 31, 2021, Cross-Stratified by Year-Quarter and Sex**

	New Users	New Episodes	Adjusted Dispensings	Eligible Members <sup>1</sup>	New Users per 10,000 Eligible Members <sup>1</sup>	Eligible Member-Years <sup>1</sup>
<i>Male, 2017</i>						
Quarter 1	14,272	14,272	14,272	26,248,853	5.44	6,254,909.3
Quarter 2	13,048	13,048	13,048	26,245,352	4.97	6,315,551.9
Quarter 3	12,301	12,301	12,301	26,343,945	4.67	6,383,797.1
Quarter 4	11,620	11,620	11,620	26,176,276	4.44	6,374,577.1
<i>Male, 2018</i>						
Quarter 1	13,328	13,328	13,328	25,917,201	5.14	6,178,320.3
Quarter 2	12,980	12,980	12,980	25,917,204	5.01	6,232,817.5
Quarter 3	11,981	11,981	11,981	26,060,449	4.60	6,315,363.9
Quarter 4	12,079	12,079	12,079	25,979,369	4.65	6,331,415.1
<i>Male, 2019</i>						
Quarter 1	16,112	16,112	16,112	25,906,696	6.22	6,178,327.2
Quarter 2	15,165	15,165	15,165	25,906,164	5.85	6,233,999.7
Quarter 3	14,084	14,084	14,084	26,017,822	5.41	6,305,483.8
Quarter 4	13,469	13,469	13,469	25,847,044	5.21	6,314,701.3
<i>Male, 2020</i>						
Quarter 1	18,296	18,296	18,296	25,919,606	7.06	6,241,480.7
Quarter 2	13,848	13,848	13,848	25,680,318	5.39	6,210,674.1
Quarter 3	13,373	13,373	13,373	25,670,573	5.21	6,240,802.2
Quarter 4	12,596	12,596	12,596	25,365,722	4.97	6,213,790.8
<i>Male, 2021</i>						
Quarter 1	13,657	13,657	13,657	17,415,029	7.84	3,990,897.1
<b><i>Furosemide</i></b>						
<i>Female, 2000</i>						
Quarter 1	42,393	42,393	42,393	519,166	816.56	117,404.8
Quarter 2	8,447	8,447	8,447	477,230	177.00	113,918.8
Quarter 3	6,208	6,208	6,208	477,879	129.91	115,494.1
Quarter 4	4,547	4,547	4,547	480,047	94.72	116,898.9
<i>Female, 2001</i>						
Quarter 1	4,856	4,856	4,856	485,466	100.03	115,091.4
Quarter 2	5,988	5,988	5,988	494,736	121.03	117,447.9
Quarter 3	5,276	5,276	5,276	501,808	105.14	121,546.8
Quarter 4	4,214	4,214	4,214	504,829	83.47	122,557.7
<i>Female, 2002</i>						
Quarter 1	4,454	4,454	4,454	487,539	91.36	115,483.6
Quarter 2	5,638	5,638	5,638	491,160	114.79	115,920.9
Quarter 3	4,961	4,961	4,961	479,726	103.41	116,202.7
Quarter 4	3,906	3,906	3,906	477,617	81.78	110,844.4



**Table 3. Summary of Loop Diuretic Users in the Sentinel Distributed Database (SDD) between January 1, 2000 and March 31, 2021, Cross-Stratified by Year-Quarter and Sex**

	New Users	New Episodes	Adjusted Dispensings	Eligible Members <sup>1</sup>	New Users per 10,000 Eligible Members <sup>1</sup>	Eligible Member-Years <sup>1</sup>
<i>Female, 2003</i>						
Quarter 1	3,909	3,909	3,909	445,300	87.78	104,594.7
Quarter 2	4,928	4,928	4,928	442,129	111.46	104,161.5
Quarter 3	4,659	4,659	4,659	443,989	104.94	105,807.6
Quarter 4	3,579	3,579	3,579	444,468	80.52	106,373.4
<i>Female, 2004</i>						
Quarter 1	4,368	4,368	4,368	449,824	97.10	105,977.0
Quarter 2	4,790	4,790	4,790	450,005	106.44	106,303.5
Quarter 3	4,614	4,614	4,614	451,055	102.29	106,927.1
Quarter 4	3,572	3,572	3,572	448,810	79.59	106,831.6
<i>Female, 2005</i>						
Quarter 1	3,470	3,470	3,470	440,996	78.69	103,018.8
Quarter 2	4,202	4,202	4,202	435,508	96.49	103,802.2
Quarter 3	2,882	2,882	2,882	434,796	66.28	98,639.4
Quarter 4	2,130	2,130	2,130	389,064	54.75	92,536.4
<i>Female, 2006</i>						
Quarter 1	68,138	68,138	68,138	4,875,189	139.76	1,130,221.9
Quarter 2	25,297	25,297	25,297	4,870,928	51.93	1,146,474.1
Quarter 3	16,965	16,965	16,965	4,894,385	34.66	1,164,717.4
Quarter 4	12,832	12,832	12,832	5,022,271	25.55	1,208,178.2
<i>Female, 2007</i>						
Quarter 1	69,473	69,473	69,473	6,295,994	110.34	1,463,626.5
Quarter 2	31,849	31,849	31,849	6,279,210	50.72	1,487,430.1
Quarter 3	23,421	23,421	23,421	6,295,123	37.20	1,501,054.9
Quarter 4	17,867	17,867	17,867	6,247,136	28.60	1,504,898.9
<i>Female, 2008</i>						
Quarter 1	110,971	110,971	110,971	14,814,792	74.91	3,480,667.7
Quarter 2	58,476	58,476	58,476	14,749,170	39.65	3,484,012.7
Quarter 3	44,317	44,317	44,317	14,884,020	29.77	3,528,849.7
Quarter 4	33,645	33,645	33,645	14,629,402	23.00	3,525,442.7
<i>Female, 2009</i>						
Quarter 1	46,877	46,877	46,877	14,599,113	32.11	3,414,303.6
Quarter 2	45,080	45,080	45,080	14,365,123	31.38	3,419,338.9
Quarter 3	37,355	37,355	37,355	14,367,647	26.00	3,424,570.4
Quarter 4	29,072	29,072	29,072	14,023,599	20.73	3,395,448.7
<i>Female, 2010</i>						
Quarter 1	1,335,724	1,335,724	1,335,724	23,988,866	556.81	5,494,259.7
Quarter 2	326,388	326,388	326,388	22,600,477	144.42	5,403,577.6
Quarter 3	220,608	220,608	220,608	22,558,604	97.79	5,427,995.5
Quarter 4	161,797	161,797	161,797	22,133,497	73.10	5,394,543.1

**Table 3. Summary of Loop Diuretic Users in the Sentinel Distributed Database (SDD) between January 1, 2000 and March 31, 2021, Cross-Stratified by Year-Quarter and Sex**

	New Users	New Episodes	Adjusted Dispensings	Eligible Members <sup>1</sup>	New Users per 10,000 Eligible Members <sup>1</sup>	Eligible Member-Years <sup>1</sup>
<i>Female, 2011</i>						
Quarter 1	220,177	220,177	220,177	22,176,958	99.28	5,257,791.6
Quarter 2	199,643	199,643	199,643	22,048,613	90.55	5,292,782.0
Quarter 3	170,676	170,676	170,676	22,139,606	77.09	5,338,611.6
Quarter 4	138,320	138,320	138,320	21,950,954	63.01	5,353,904.3
<i>Female, 2012</i>						
Quarter 1	204,637	204,637	204,637	22,093,235	92.62	5,298,435.6
Quarter 2	176,198	176,198	176,198	21,988,023	80.13	5,283,001.8
Quarter 3	156,074	156,074	156,074	22,125,975	70.54	5,344,637.3
Quarter 4	130,791	130,791	130,791	21,920,119	59.67	5,348,513.8
<i>Female, 2013</i>						
Quarter 1	275,532	275,532	275,532	24,770,952	111.23	5,884,926.5
Quarter 2	204,308	204,308	204,308	24,631,329	82.95	5,926,167.7
Quarter 3	170,876	170,876	170,876	24,834,154	68.81	6,019,016.6
Quarter 4	138,410	138,410	138,410	24,689,266	56.06	6,017,771.3
<i>Female, 2014</i>						
Quarter 1	202,270	202,270	202,270	25,689,036	78.74	6,103,748.2
Quarter 2	195,657	195,657	195,657	25,818,419	75.78	6,193,568.6
Quarter 3	165,905	165,905	165,905	25,844,809	64.19	6,249,051.9
Quarter 4	138,185	138,185	138,185	25,641,965	53.89	6,242,028.4
<i>Female, 2015</i>						
Quarter 1	191,290	191,290	191,290	26,400,364	72.46	6,247,000.7
Quarter 2	184,105	184,105	184,105	26,331,099	69.92	6,328,613.9
Quarter 3	163,388	163,388	163,388	26,392,154	61.91	6,391,849.3
Quarter 4	136,894	136,894	136,894	26,334,836	51.98	6,409,541.1
<i>Female, 2016</i>						
Quarter 1	189,359	189,359	189,359	27,219,627	69.57	6,532,322.5
Quarter 2	176,203	176,203	176,203	27,181,143	64.83	6,538,020.8
Quarter 3	159,293	159,293	159,293	27,344,986	58.25	6,624,996.0
Quarter 4	134,092	134,092	134,092	27,304,935	49.11	6,646,822.3
<i>Female, 2017</i>						
Quarter 1	177,306	177,306	177,306	27,328,869	64.88	6,507,622.9
Quarter 2	168,923	168,923	168,923	27,252,860	61.98	6,560,939.6
Quarter 3	152,210	152,210	152,210	27,319,672	55.71	6,613,304.4
Quarter 4	128,883	128,883	128,883	27,061,417	47.63	6,594,403.5
<i>Female, 2018</i>						
Quarter 1	162,975	162,975	162,975	26,809,900	60.79	6,390,091.6
Quarter 2	167,582	167,582	167,582	26,766,607	62.61	6,440,650.0
Quarter 3	147,825	147,825	147,825	26,896,302	54.96	6,513,171.4
Quarter 4	126,569	126,569	126,569	26,764,737	47.29	6,527,790.5

**Table 3. Summary of Loop Diuretic Users in the Sentinel Distributed Database (SDD) between January 1, 2000 and March 31, 2021, Cross-Stratified by Year-Quarter and Sex**

	New Users	New Episodes	Adjusted Dispensings	Eligible Members <sup>1</sup>	New Users per 10,000 Eligible Members <sup>1</sup>	Eligible Member-Years <sup>1</sup>
<i>Female, 2019</i>						
Quarter 1	178,157	178,157	178,157	26,818,893	66.43	6,390,186.4
Quarter 2	170,553	170,553	170,553	26,773,720	63.70	6,443,275.0
Quarter 3	154,438	154,438	154,438	26,885,909	57.44	6,509,246.2
Quarter 4	128,587	128,587	128,587	26,659,751	48.23	6,517,732.6
<i>Female, 2020</i>						
Quarter 1	191,982	191,982	191,982	26,647,158	72.05	6,409,541.7
Quarter 2	146,213	146,213	146,213	26,357,018	55.47	6,379,321.9
Quarter 3	145,361	145,361	145,361	26,409,691	55.04	6,415,966.6
Quarter 4	119,071	119,071	119,071	26,096,109	45.63	6,395,566.5
<i>Female, 2021</i>						
Quarter 1	132,254	132,254	132,254	18,390,858	71.91	4,214,268.1
<i>Male, 2000</i>						
Quarter 1	16,873	16,873	16,873	291,927	577.99	66,930.2
Quarter 2	3,211	3,211	3,211	275,022	116.75	65,808.2
Quarter 3	2,488	2,488	2,488	277,295	89.72	67,348.7
Quarter 4	2,066	2,066	2,066	281,553	73.38	68,693.0
<i>Male, 2001</i>						
Quarter 1	2,208	2,208	2,208	287,182	76.89	68,278.2
Quarter 2	2,358	2,358	2,358	296,521	79.52	70,365.3
Quarter 3	2,313	2,313	2,313	303,018	76.33	73,654.2
Quarter 4	2,077	2,077	2,077	307,300	67.59	74,659.7
<i>Male, 2002</i>						
Quarter 1	2,282	2,282	2,282	297,424	76.73	70,542.5
Quarter 2	2,396	2,396	2,396	300,909	79.63	71,023.7
Quarter 3	2,274	2,274	2,274	292,166	77.83	71,201.8
Quarter 4	1,956	1,956	1,956	289,472	67.57	66,143.7
<i>Male, 2003</i>						
Quarter 1	1,965	1,965	1,965	260,575	75.41	61,292.9
Quarter 2	2,253	2,253	2,253	255,493	88.18	60,434.0
Quarter 3	2,130	2,130	2,130	257,510	82.72	61,537.8
Quarter 4	1,820	1,820	1,820	258,041	70.53	61,786.5
<i>Male, 2004</i>						
Quarter 1	2,316	2,316	2,316	262,378	88.27	61,808.5
Quarter 2	2,233	2,233	2,233	262,182	85.17	62,010.7
Quarter 3	2,226	2,226	2,226	262,803	84.70	62,360.9
Quarter 4	1,920	1,920	1,920	260,227	73.78	62,091.2

**Table 3. Summary of Loop Diuretic Users in the Sentinel Distributed Database (SDD) between January 1, 2000 and March 31, 2021, Cross-Stratified by Year-Quarter and Sex**

	New Users	New Episodes	Adjusted Dispensings	Eligible Members <sup>1</sup>	New Users per 10,000 Eligible Members <sup>1</sup>	Eligible Member-Years <sup>1</sup>
<i>Male, 2005</i>						
Quarter 1	1,932	1,932	1,932	255,953	75.48	59,798.0
Quarter 2	1,924	1,924	1,924	250,615	76.77	60,072.6
Quarter 3	1,229	1,229	1,229	250,471	49.07	55,174.1
Quarter 4	1,086	1,086	1,086	206,422	52.61	49,133.7
<i>Male, 2006</i>						
Quarter 1	45,434	45,434	45,434	4,473,616	101.56	1,035,685.1
Quarter 2	13,921	13,921	13,921	4,484,248	31.04	1,052,189.3
Quarter 3	9,779	9,779	9,779	4,517,092	21.65	1,072,474.2
Quarter 4	8,659	8,659	8,659	4,655,810	18.60	1,116,530.9
<i>Male, 2007</i>						
Quarter 1	49,677	49,677	49,677	5,815,673	85.42	1,348,793.6
Quarter 2	20,096	20,096	20,096	5,822,025	34.52	1,373,720.6
Quarter 3	15,125	15,125	15,125	5,850,525	25.85	1,391,519.8
Quarter 4	12,869	12,869	12,869	5,817,804	22.12	1,397,137.5
<i>Male, 2008</i>						
Quarter 1	84,748	84,748	84,748	13,930,037	60.84	3,264,229.1
Quarter 2	36,672	36,672	36,672	13,893,247	26.40	3,269,166.6
Quarter 3	28,453	28,453	28,453	14,033,816	20.27	3,320,627.0
Quarter 4	24,613	24,613	24,613	13,814,562	17.82	3,317,608.2
<i>Male, 2009</i>						
Quarter 1	35,405	35,405	35,405	13,804,405	25.65	3,215,818.5
Quarter 2	28,589	28,589	28,589	13,540,128	21.11	3,211,442.2
Quarter 3	24,474	24,474	24,474	13,512,603	18.11	3,212,854.0
Quarter 4	21,687	21,687	21,687	13,202,149	16.43	3,186,694.6
<i>Male, 2010</i>						
Quarter 1	676,656	676,656	676,656	19,719,125	343.15	4,559,976.8
Quarter 2	170,443	170,443	170,443	19,008,082	89.67	4,531,141.0
Quarter 3	119,852	119,852	119,852	19,086,390	62.79	4,578,286.3
Quarter 4	98,566	98,566	98,566	18,812,704	52.39	4,568,838.1
<i>Male, 2011</i>						
Quarter 1	144,049	144,049	144,049	18,896,140	76.23	4,461,006.9
Quarter 2	114,084	114,084	114,084	18,853,310	60.51	4,506,826.6
Quarter 3	100,633	100,633	100,633	18,999,356	52.97	4,564,456.6
Quarter 4	89,877	89,877	89,877	18,879,537	47.61	4,589,982.7
<i>Male, 2012</i>						
Quarter 1	142,217	142,217	142,217	19,007,702	74.82	4,540,849.5
Quarter 2	107,611	107,611	107,611	18,964,534	56.74	4,538,121.5
Quarter 3	97,397	97,397	97,397	19,126,528	50.92	4,604,668.9
Quarter 4	88,375	88,375	88,375	18,970,265	46.59	4,615,646.9

**Table 3. Summary of Loop Diuretic Users in the Sentinel Distributed Database (SDD) between January 1, 2000 and March 31, 2021, Cross-Stratified by Year-Quarter and Sex**

	New Users	New Episodes	Adjusted Dispensings	Eligible Members <sup>1</sup>	New Users per 10,000 Eligible Members <sup>1</sup>	Eligible Member-Years <sup>1</sup>
<i>Male, 2013</i>						
Quarter 1	205,060	205,060	205,060	21,591,562	94.97	5,116,391.2
Quarter 2	132,882	132,882	132,882	21,524,885	61.73	5,160,744.9
Quarter 3	111,536	111,536	111,536	21,736,963	51.31	5,255,390.7
Quarter 4	99,019	99,019	99,019	21,676,265	45.68	5,263,211.3
<i>Male, 2014</i>						
Quarter 1	152,693	152,693	152,693	22,548,683	67.72	5,341,104.1
Quarter 2	128,300	128,300	128,300	22,716,080	56.48	5,427,335.3
Quarter 3	111,019	111,019	111,019	22,770,360	48.76	5,488,249.4
Quarter 4	101,575	101,575	101,575	22,629,564	44.89	5,486,717.3
<i>Male, 2015</i>						
Quarter 1	148,999	148,999	148,999	23,338,728	63.84	5,504,434.0
Quarter 2	126,122	126,122	126,122	23,332,936	54.05	5,582,955.0
Quarter 3	113,179	113,179	113,179	23,408,425	48.35	5,650,993.4
Quarter 4	103,215	103,215	103,215	23,391,847	44.12	5,669,192.9
<i>Male, 2016</i>						
Quarter 1	149,049	149,049	149,049	24,181,853	61.64	5,780,675.9
Quarter 2	124,673	124,673	124,673	24,184,492	51.55	5,791,044.8
Quarter 3	114,650	114,650	114,650	24,336,664	47.11	5,876,670.3
Quarter 4	104,021	104,021	104,021	24,360,522	42.70	5,905,086.6
<i>Male, 2017</i>						
Quarter 1	142,941	142,941	142,941	24,394,506	58.60	5,789,763.9
Quarter 2	122,571	122,571	122,571	24,345,190	50.35	5,836,552.2
Quarter 3	112,704	112,704	112,704	24,411,115	46.17	5,891,672.7
Quarter 4	102,863	102,863	102,863	24,217,196	42.48	5,877,428.2
<i>Male, 2018</i>						
Quarter 1	136,775	136,775	136,775	24,011,784	56.96	5,701,887.5
Quarter 2	124,039	124,039	124,039	23,973,844	51.74	5,743,071.0
Quarter 3	110,219	110,219	110,219	24,086,059	45.76	5,813,141.8
Quarter 4	103,030	103,030	103,030	23,981,195	42.96	5,824,348.8
<i>Male, 2019</i>						
Quarter 1	148,029	148,029	148,029	23,958,534	61.79	5,689,974.6
Quarter 2	128,121	128,121	128,121	23,912,593	53.58	5,731,684.2
Quarter 3	116,107	116,107	116,107	23,994,043	48.39	5,790,765.7
Quarter 4	104,962	104,962	104,962	23,800,935	44.10	5,794,892.1
<i>Male, 2020</i>						
Quarter 1	158,188	158,188	158,188	23,943,690	66.07	5,740,372.7
Quarter 2	114,422	114,422	114,422	23,657,391	48.37	5,703,826.0
Quarter 3	113,462	113,462	113,462	23,635,237	48.01	5,724,127.5
Quarter 4	100,219	100,219	100,219	23,319,784	42.98	5,695,115.4

**Table 3. Summary of Loop Diuretic Users in the Sentinel Distributed Database (SDD) between January 1, 2000 and March 31, 2021, Cross-Stratified by Year-Quarter and Sex**

	New Users	New Episodes	Adjusted Dispensings	Eligible Members <sup>1</sup>	New Users per 10,000 Eligible Members <sup>1</sup>	Eligible Member-Years <sup>1</sup>
<i>Male, 2021</i>						
Quarter 1	111,214	111,214	111,214	15,617,182	71.21	3,565,687.6
<i>Torsemide</i>						
<i>Female, 2000</i>						
Quarter 1	381	381	381	519,166	7.34	124,539.4
Quarter 2	181	181	181	518,160	3.49	124,928.8
Quarter 3	361	361	361	525,587	6.87	128,041.6
Quarter 4	295	295	295	532,101	5.54	130,329.4
<i>Female, 2001</i>						
Quarter 1	340	340	340	540,073	6.30	128,790.9
Quarter 2	428	428	428	551,894	7.76	132,114.5
Quarter 3	419	419	419	562,882	7.44	137,303.2
Quarter 4	382	382	382	569,030	6.71	138,941.1
<i>Female, 2002</i>						
Quarter 1	400	400	400	553,387	7.23	131,861.3
Quarter 2	561	561	561	558,990	10.04	133,141.9
Quarter 3	478	478	478	550,521	8.68	134,325.9
Quarter 4	329	329	329	550,847	5.97	129,225.9
<i>Female, 2003</i>						
Quarter 1	342	342	342	518,653	6.59	122,686.8
Quarter 2	403	403	403	516,480	7.80	122,819.1
Quarter 3	439	439	439	520,758	8.43	125,323.7
Quarter 4	320	320	320	523,393	6.11	126,267.1
<i>Female, 2004</i>						
Quarter 1	366	366	366	529,814	6.91	125,938.3
Quarter 2	412	412	412	531,243	7.76	126,665.7
Quarter 3	409	409	409	534,338	7.65	127,990.4
Quarter 4	317	317	317	533,893	5.94	128,232.7
<i>Female, 2005</i>						
Quarter 1	277	277	277	526,612	5.26	124,012.2
Quarter 2	298	298	298	521,283	5.72	125,288.9
Quarter 3	187	187	187	522,226	3.58	119,418.3
Quarter 4	133	133	133	467,134	2.85	111,808.6
<i>Female, 2006</i>						
Quarter 1	4,756	4,756	4,756	4,907,801	9.69	1,147,266.9
Quarter 2	1,455	1,455	1,455	4,960,547	2.93	1,171,031.9
Quarter 3	973	973	973	5,001,171	1.95	1,193,203.3
Quarter 4	707	707	707	5,140,358	1.38	1,238,880.7

**Table 3. Summary of Loop Diuretic Users in the Sentinel Distributed Database (SDD) between January 1, 2000 and March 31, 2021, Cross-Stratified by Year-Quarter and Sex**

	New Users	New Episodes	Adjusted Dispensings	Eligible Members <sup>1</sup>	New Users per 10,000 Eligible Members <sup>1</sup>	Eligible Member-Years <sup>1</sup>
<i>Female, 2007</i>						
Quarter 1	3,174	3,174	3,174	6,416,470	4.95	1,502,936.2
Quarter 2	1,587	1,587	1,587	6,457,538	2.46	1,534,870.5
Quarter 3	1,206	1,206	1,206	6,494,776	1.86	1,553,309.4
Quarter 4	993	993	993	6,460,038	1.54	1,559,798.6
<i>Female, 2008</i>						
Quarter 1	6,960	6,960	6,960	15,028,460	4.63	3,547,965.8
Quarter 2	3,158	3,158	3,158	15,052,138	2.10	3,564,907.2
Quarter 3	2,307	2,307	2,307	15,225,938	1.52	3,618,813.2
Quarter 4	1,722	1,722	1,722	14,996,172	1.15	3,620,202.8
<i>Female, 2009</i>						
Quarter 1	2,463	2,463	2,463	14,953,534	1.65	3,504,960.9
Quarter 2	2,257	2,257	2,257	14,742,599	1.53	3,516,739.2
Quarter 3	1,893	1,893	1,893	14,768,590	1.28	3,527,775.8
Quarter 4	1,580	1,580	1,580	14,438,203	1.09	3,501,436.1
<i>Female, 2010</i>						
Quarter 1	63,828	63,828	63,828	24,378,182	26.18	5,796,036.8
Quarter 2	16,342	16,342	16,342	24,200,395	6.75	5,837,048.4
Quarter 3	11,350	11,350	11,350	24,397,313	4.65	5,911,686.5
Quarter 4	8,552	8,552	8,552	24,105,650	3.55	5,903,640.6
<i>Female, 2011</i>						
Quarter 1	11,431	11,431	11,431	24,170,030	4.73	5,767,031.6
Quarter 2	10,546	10,546	10,546	24,161,736	4.36	5,834,389.9
Quarter 3	9,354	9,354	9,354	24,355,340	3.84	5,909,849.8
Quarter 4	7,881	7,881	7,881	24,245,948	3.25	5,940,229.3
<i>Female, 2012</i>						
Quarter 1	11,646	11,646	11,646	24,375,233	4.78	5,882,881.5
Quarter 2	10,033	10,033	10,033	24,368,619	4.12	5,887,961.2
Quarter 3	8,939	8,939	8,939	24,582,122	3.64	5,974,055.1
Quarter 4	7,884	7,884	7,884	24,435,551	3.23	5,988,990.3
<i>Female, 2013</i>						
Quarter 1	16,785	16,785	16,785	27,251,822	6.16	6,520,652.3
Quarter 2	12,483	12,483	12,483	27,262,714	4.58	6,596,436.7
Quarter 3	10,779	10,779	10,779	27,559,011	3.91	6,717,232.3
Quarter 4	9,483	9,483	9,483	27,479,869	3.45	6,727,460.9
<i>Female, 2014</i>						
Quarter 1	14,330	14,330	14,330	28,434,191	5.04	6,793,560.5
Quarter 2	15,106	15,106	15,106	28,646,065	5.27	6,909,380.0
Quarter 3	11,583	11,583	11,583	28,738,478	4.03	6,987,168.0
Quarter 4	10,167	10,167	10,167	28,587,420	3.56	6,988,866.3

**Table 3. Summary of Loop Diuretic Users in the Sentinel Distributed Database (SDD) between January 1, 2000 and March 31, 2021, Cross-Stratified by Year-Quarter and Sex**

	New Users	New Episodes	Adjusted Dispensings	Eligible Members <sup>1</sup>	New Users per 10,000 Eligible Members <sup>1</sup>	Eligible Member-Years <sup>1</sup>
<i>Female, 2015</i>						
Quarter 1	13,095	13,095	13,095	29,292,985	4.47	6,969,252.8
Quarter 2	12,914	12,914	12,914	29,281,547	4.41	7,072,758.5
Quarter 3	11,833	11,833	11,833	29,403,653	4.02	7,158,624.7
Quarter 4	10,921	10,921	10,921	29,394,862	3.72	7,184,895.7
<i>Female, 2016</i>						
Quarter 1	14,065	14,065	14,065	30,238,407	4.65	7,294,557.3
Quarter 2	13,609	13,609	13,609	30,262,534	4.50	7,313,766.7
Quarter 3	12,565	12,565	12,565	30,480,117	4.12	7,422,540.3
Quarter 4	11,526	11,526	11,526	30,484,715	3.78	7,451,415.2
<i>Female, 2017</i>						
Quarter 1	14,610	14,610	14,610	30,414,869	4.80	7,275,737.3
Quarter 2	14,531	14,531	14,531	30,380,248	4.78	7,346,834.5
Quarter 3	14,520	14,520	14,520	30,489,896	4.76	7,418,078.1
Quarter 4	12,610	12,610	12,610	30,262,398	4.17	7,403,701.3
<i>Female, 2018</i>						
Quarter 1	15,291	15,291	15,291	29,920,797	5.11	7,161,598.2
Quarter 2	16,119	16,119	16,119	29,899,772	5.39	7,227,219.6
Quarter 3	14,981	14,981	14,981	30,065,308	4.98	7,316,848.2
Quarter 4	14,288	14,288	14,288	29,958,625	4.77	7,334,894.6
<i>Female, 2019</i>						
Quarter 1	18,505	18,505	18,505	29,923,049	6.18	7,162,251.2
Quarter 2	18,440	18,440	18,440	29,914,486	6.16	7,231,715.2
Quarter 3	17,488	17,488	17,488	30,060,159	5.82	7,314,131.7
Quarter 4	16,380	16,380	16,380	29,854,746	5.49	7,326,553.1
<i>Female, 2020</i>						
Quarter 1	20,984	20,984	20,984	29,706,403	7.06	7,179,739.2
Quarter 2	16,049	16,049	16,049	29,455,385	5.45	7,153,258.1
Quarter 3	17,581	17,581	17,581	29,515,359	5.96	7,202,097.5
Quarter 4	15,671	15,671	15,671	29,204,234	5.37	7,181,100.8
<i>Female, 2021</i>						
Quarter 1	17,378	17,378	17,378	21,141,378	8.22	4,862,420.4
<i>Male, 2000</i>						
Quarter 1	184	184	184	291,927	6.30	69,788.6
Quarter 2	92	92	92	291,126	3.16	70,108.2
Quarter 3	182	182	182	295,773	6.15	72,188.5
Quarter 4	133	133	133	301,590	4.41	73,870.4



**Table 3. Summary of Loop Diuretic Users in the Sentinel Distributed Database (SDD) between January 1, 2000 and March 31, 2021, Cross-Stratified by Year-Quarter and Sex**

	New Users	New Episodes	Adjusted Dispensings	Eligible Members <sup>1</sup>	New Users per 10,000 Eligible Members <sup>1</sup>	Eligible Member-Years <sup>1</sup>
<i>Male, 2001</i>						
Quarter 1	162	162	162	308,272	5.26	73,578.9
Quarter 2	176	176	176	318,654	5.52	76,019.6
Quarter 3	157	157	157	326,471	4.81	79,702.9
Quarter 4	164	164	164	331,992	4.94	80,977.4
<i>Male, 2002</i>						
Quarter 1	180	180	180	322,919	5.57	76,910.8
Quarter 2	231	231	231	327,436	7.05	77,757.7
Quarter 3	186	186	186	319,742	5.82	78,276.5
Quarter 4	151	151	151	318,145	4.75	73,366.6
<i>Male, 2003</i>						
Quarter 1	174	174	174	289,469	6.01	68,426.3
Quarter 2	185	185	185	284,757	6.50	67,783.8
Quarter 3	190	190	190	287,779	6.60	69,217.4
Quarter 4	142	142	142	289,154	4.91	69,629.1
<i>Male, 2004</i>						
Quarter 1	154	154	154	293,936	5.24	69,733.7
Quarter 2	172	172	172	294,535	5.84	70,127.0
Quarter 3	173	173	173	296,044	5.84	70,779.5
Quarter 4	142	142	142	294,169	4.83	70,645.5
<i>Male, 2005</i>						
Quarter 1	131	131	131	290,237	4.51	68,212.9
Quarter 2	141	141	141	284,979	4.95	68,672.1
Quarter 3	78	78	78	285,400	2.73	63,378.7
Quarter 4	77	77	77	236,688	3.25	56,596.9
<i>Male, 2006</i>						
Quarter 1	3,112	3,112	3,112	4,486,210	6.94	1,045,011.7
Quarter 2	879	879	879	4,535,076	1.94	1,066,081.8
Quarter 3	600	600	600	4,576,677	1.31	1,088,326.0
Quarter 4	484	484	484	4,721,375	1.03	1,133,728.8
<i>Male, 2007</i>						
Quarter 1	2,370	2,370	2,370	5,883,207	4.03	1,372,394.1
Quarter 2	1,107	1,107	1,107	5,931,009	1.87	1,402,793.3
Quarter 3	837	837	837	5,972,158	1.40	1,423,372.5
Quarter 4	724	724	724	5,947,319	1.22	1,430,708.8
<i>Male, 2008</i>						
Quarter 1	5,465	5,465	5,465	14,060,631	3.89	3,307,739.2
Quarter 2	2,178	2,178	2,178	14,092,347	1.55	3,322,115.1
Quarter 3	1,564	1,564	1,564	14,254,953	1.10	3,378,639.1
Quarter 4	1,366	1,366	1,366	14,050,448	0.97	3,378,733.4

**Table 3. Summary of Loop Diuretic Users in the Sentinel Distributed Database (SDD) between January 1, 2000 and March 31, 2021, Cross-Stratified by Year-Quarter and Sex**

	New Users	New Episodes	Adjusted Dispensings	Eligible Members <sup>1</sup>	New Users per 10,000 Eligible Members <sup>1</sup>	Eligible Member-Years <sup>1</sup>
<i>Male, 2009</i>						
Quarter 1	2,056	2,056	2,056	14,032,009	1.47	3,274,578.4
Quarter 2	1,617	1,617	1,617	13,784,551	1.17	3,274,399.1
Quarter 3	1,407	1,407	1,407	13,769,736	1.02	3,278,910.4
Quarter 4	1,251	1,251	1,251	13,466,173	0.93	3,254,389.4
<i>Male, 2010</i>						
Quarter 1	33,865	33,865	33,865	19,966,994	16.96	4,722,875.8
Quarter 2	9,184	9,184	9,184	19,860,292	4.62	4,761,175.4
Quarter 3	6,410	6,410	6,410	20,055,651	3.20	4,832,964.9
Quarter 4	5,877	5,877	5,877	19,849,513	2.96	4,837,404.7
<i>Male, 2011</i>						
Quarter 1	8,385	8,385	8,385	19,942,609	4.20	4,731,383.5
Quarter 2	6,646	6,646	6,646	19,980,736	3.33	4,796,293.6
Quarter 3	5,723	5,723	5,723	20,181,044	2.84	4,869,500.1
Quarter 4	5,602	5,602	5,602	20,105,413	2.79	4,904,349.8
<i>Male, 2012</i>						
Quarter 1	8,952	8,952	8,952	20,226,001	4.43	4,856,577.1
Quarter 2	6,928	6,928	6,928	20,257,977	3.42	4,867,699.8
Quarter 3	6,184	6,184	6,184	20,464,162	3.02	4,948,202.8
Quarter 4	6,098	6,098	6,098	20,344,451	3.00	4,966,782.7
<i>Male, 2013</i>						
Quarter 1	13,806	13,806	13,806	22,945,806	6.02	5,469,704.7
Quarter 2	9,558	9,558	9,558	23,003,059	4.16	5,538,920.0
Quarter 3	7,966	7,966	7,966	23,274,564	3.42	5,650,409.3
Quarter 4	7,510	7,510	7,510	23,256,117	3.23	5,666,546.7
<i>Male, 2014</i>						
Quarter 1	11,644	11,644	11,644	24,103,994	4.83	5,735,852.7
Quarter 2	11,391	11,391	11,391	24,341,752	4.68	5,839,973.4
Quarter 3	8,688	8,688	8,688	24,437,463	3.56	5,914,367.7
Quarter 4	8,467	8,467	8,467	24,331,133	3.48	5,919,878.3
<i>Male, 2015</i>						
Quarter 1	11,935	11,935	11,935	25,013,161	4.77	5,926,533.8
Quarter 2	10,647	10,647	10,647	25,063,946	4.25	6,020,945.0
Quarter 3	9,579	9,579	9,579	25,180,582	3.80	6,103,455.1
Quarter 4	9,524	9,524	9,524	25,198,506	3.78	6,128,628.4
<i>Male, 2016</i>						
Quarter 1	13,310	13,310	13,310	25,964,426	5.13	6,234,349.6
Quarter 2	11,606	11,606	11,606	26,024,373	4.46	6,255,642.1
Quarter 3	10,796	10,796	10,796	26,214,296	4.12	6,355,562.5
Quarter 4	10,597	10,597	10,597	26,271,189	4.03	6,390,313.5

**Table 3. Summary of Loop Diuretic Users in the Sentinel Distributed Database (SDD) between January 1, 2000 and March 31, 2021, Cross-Stratified by Year-Quarter and Sex**

	New Users	New Episodes	Adjusted Dispensings	Eligible Members <sup>1</sup>	New Users per 10,000 Eligible Members <sup>1</sup>	Eligible Member-Years <sup>1</sup>
<i>Male, 2017</i>						
Quarter 1	13,944	13,944	13,944	26,249,426	5.31	6,255,016.4
Quarter 2	12,521	12,521	12,521	26,245,796	4.77	6,315,685.5
Quarter 3	12,424	12,424	12,424	26,344,176	4.72	6,383,788.8
Quarter 4	11,847	11,847	11,847	26,175,913	4.53	6,374,420.6
<i>Male, 2018</i>						
Quarter 1	15,243	15,243	15,243	25,916,210	5.88	6,177,790.9
Quarter 2	14,638	14,638	14,638	25,913,657	5.65	6,231,675.2
Quarter 3	13,295	13,295	13,295	26,054,895	5.10	6,313,753.3
Quarter 4	13,714	13,714	13,714	25,972,316	5.28	6,329,390.0
<i>Male, 2019</i>						
Quarter 1	18,594	18,594	18,594	25,898,611	7.18	6,176,028.5
Quarter 2	17,061	17,061	17,061	25,895,561	6.59	6,231,112.6
Quarter 3	15,789	15,789	15,789	26,005,309	6.07	6,302,138.7
Quarter 4	15,546	15,546	15,546	25,832,705	6.02	6,310,789.6
<i>Male, 2020</i>						
Quarter 1	20,676	20,676	20,676	25,903,275	7.98	6,237,123.6
Quarter 2	15,243	15,243	15,243	25,661,913	5.94	6,206,047.9
Quarter 3	16,303	16,303	16,303	25,651,328	6.36	6,235,608.8
Quarter 4	15,725	15,725	15,725	25,343,844	6.20	6,207,898.7
<i>Male, 2021</i>						
Quarter 1	17,378	17,378	17,378	17,394,602	9.99	3,985,377.7
<b><i>Ethacrynic Acid</i></b>						
<i>Female, 2000</i>						
Quarter 1	41	41	41	519,166	0.79	124,590.2
Quarter 2	*****	*****	*****	*****	0.37	125,030.1
Quarter 3	*****	*****	*****	*****	0.38	128,203.4
Quarter 4	*****	*****	*****	*****	0.30	130,561.8
<i>Female, 2001</i>						
Quarter 1	*****	*****	*****	*****	0.22	129,077.4
Quarter 2	*****	*****	*****	*****	0.27	132,477.6
Quarter 3	*****	*****	*****	*****	0.25	137,757.1
Quarter 4	*****	*****	*****	*****	0.16	139,473.3
<i>Female, 2002</i>						
Quarter 1	*****	*****	*****	*****	0.04	132,447.9
Quarter 2	*****	*****	*****	*****	0.16	133,828.0
Quarter 3	*****	*****	*****	*****	0.07	135,118.3
Quarter 4	*****	*****	*****	*****	0.05	130,084.2

**Table 3. Summary of Loop Diuretic Users in the Sentinel Distributed Database (SDD) between January 1, 2000 and March 31, 2021, Cross-Stratified by Year-Quarter and Sex**

	New Users	New Episodes	Adjusted Dispensings	Eligible Members <sup>1</sup>	New Users per 10,000 Eligible Members <sup>1</sup>	Eligible Member-Years <sup>1</sup>
<i>Female, 2003</i>						
Quarter 1	0	0	0	522,135	0.00	123,562.4
Quarter 2	*****	*****	*****	*****	0.04	123,755.2
Quarter 3	*****	*****	*****	*****	0.06	126,348.5
Quarter 4	*****	*****	*****	*****	0.08	127,347.9
<i>Female, 2004</i>						
Quarter 1	*****	*****	*****	*****	0.04	127,043.3
Quarter 2	*****	*****	*****	*****	0.09	127,821.2
Quarter 3	*****	*****	*****	*****	0.19	129,217.2
Quarter 4	*****	*****	*****	*****	0.11	129,511.2
<i>Female, 2005</i>						
Quarter 1	*****	*****	*****	*****	0.09	125,284.7
Quarter 2	*****	*****	*****	*****	0.06	126,599.9
Quarter 3	*****	*****	*****	*****	0.06	120,694.2
Quarter 4	*****	*****	*****	*****	0.08	112,993.8
<i>Female, 2006</i>						
Quarter 1	82	82	82	4,909,464	0.17	1,148,358.3
Quarter 2	43	43	43	4,966,452	0.09	1,172,640.0
Quarter 3	*****	*****	*****	*****	0.08	1,195,023.0
Quarter 4	*****	*****	*****	*****	0.08	1,240,821.7
<i>Female, 2007</i>						
Quarter 1	71	71	71	6,424,039	0.11	1,505,231.4
Quarter 2	52	52	52	6,467,724	0.08	1,537,549.4
Quarter 3	43	43	43	6,505,952	0.07	1,556,224.9
Quarter 4	40	40	40	6,471,879	0.06	1,562,852.3
<i>Female, 2008</i>						
Quarter 1	217	217	217	15,040,373	0.14	3,551,868.8
Quarter 2	141	141	141	15,069,941	0.09	3,569,641.2
Quarter 3	101	101	101	15,245,762	0.07	3,623,995.9
Quarter 4	91	91	91	15,017,162	0.06	3,625,604.0
<i>Female, 2009</i>						
Quarter 1	136	136	136	14,973,556	0.09	3,510,070.3
Quarter 2	106	106	106	14,763,770	0.07	3,522,157.4
Quarter 3	105	105	105	14,790,736	0.07	3,533,453.8
Quarter 4	96	96	96	14,460,873	0.07	3,507,233.2
<i>Female, 2010</i>						
Quarter 1	1,501	1,501	1,501	24,399,144	0.62	5,811,160.0
Quarter 2	600	600	600	24,280,743	0.25	5,858,868.2
Quarter 3	478	478	478	24,489,978	0.20	5,936,084.6
Quarter 4	417	417	417	24,205,362	0.17	5,929,443.5

**Table 3. Summary of Loop Diuretic Users in the Sentinel Distributed Database (SDD) between January 1, 2000 and March 31, 2021, Cross-Stratified by Year-Quarter and Sex**

	New Users	New Episodes	Adjusted Dispensings	Eligible Members <sup>1</sup>	New Users per 10,000 Eligible Members <sup>1</sup>	Eligible Member-Years <sup>1</sup>
<i>Female, 2011</i>						
Quarter 1	541	541	541	24,271,228	0.22	5,792,905.5
Quarter 2	480	480	480	24,269,251	0.20	5,861,980.4
Quarter 3	456	456	456	24,468,330	0.19	5,939,031.7
Quarter 4	376	376	376	24,363,432	0.15	5,970,331.4
<i>Female, 2012</i>						
Quarter 1	547	547	547	24,492,726	0.22	5,913,111.2
Quarter 2	493	493	493	24,492,231	0.20	5,919,453.8
Quarter 3	413	413	413	24,710,201	0.17	6,006,960.8
Quarter 4	425	425	425	24,567,159	0.17	6,022,621.8
<i>Female, 2013</i>						
Quarter 1	726	726	726	27,382,276	0.27	6,554,333.9
Quarter 2	616	616	616	27,402,969	0.22	6,632,356.7
Quarter 3	552	552	552	27,705,463	0.20	6,754,910.9
Quarter 4	472	472	472	27,630,850	0.17	6,766,102.9
<i>Female, 2014</i>						
Quarter 1	579	579	579	28,583,626	0.20	6,831,362.7
Quarter 2	491	491	491	28,802,496	0.17	6,949,650.4
Quarter 3	445	445	445	28,902,503	0.15	7,029,288.0
Quarter 4	378	378	378	28,756,029	0.13	7,031,919.8
<i>Female, 2015</i>						
Quarter 1	459	459	459	29,460,009	0.16	7,011,158.8
Quarter 2	445	445	445	29,453,198	0.15	7,116,310.3
Quarter 3	346	346	346	29,580,402	0.12	7,203,864.4
Quarter 4	259	259	259	29,575,828	0.09	7,231,055.7
<i>Female, 2016</i>						
Quarter 1	322	322	322	30,419,027	0.11	7,340,454.5
Quarter 2	272	272	272	30,448,443	0.09	7,360,911.7
Quarter 3	256	256	256	30,671,352	0.08	7,471,491.7
Quarter 4	277	277	277	30,680,623	0.09	7,501,352.6
<i>Female, 2017</i>						
Quarter 1	313	313	313	30,606,299	0.10	7,323,766.7
Quarter 2	302	302	302	30,576,481	0.10	7,396,572.7
Quarter 3	234	234	234	30,691,679	0.08	7,469,776.8
Quarter 4	255	255	255	30,469,755	0.08	7,456,628.3
<i>Female, 2018</i>						
Quarter 1	346	346	346	30,124,993	0.11	7,212,669.0
Quarter 2	437	437	437	30,108,400	0.15	7,280,176.3
Quarter 3	287	287	287	30,279,987	0.09	7,371,851.8
Quarter 4	210	210	210	30,178,526	0.07	7,391,091.1

**Table 3. Summary of Loop Diuretic Users in the Sentinel Distributed Database (SDD) between January 1, 2000 and March 31, 2021, Cross-Stratified by Year-Quarter and Sex**

	New Users	New Episodes	Adjusted Dispensings	Eligible Members <sup>1</sup>	New Users per 10,000 Eligible Members <sup>1</sup>	Eligible Member-Years <sup>1</sup>
<i>Female, 2019</i>						
Quarter 1	222	222	222	30,140,156	0.07	7,216,905.7
Quarter 2	216	216	216	30,138,353	0.07	7,288,642.5
Quarter 3	197	197	197	30,291,143	0.07	7,373,426.5
Quarter 4	157	157	157	30,091,965	0.05	7,387,398.4
<i>Female, 2020</i>						
Quarter 1	222	222	222	29,939,514	0.07	7,239,180.0
Quarter 2	137	137	137	29,695,808	0.05	7,213,686.6
Quarter 3	164	164	164	29,758,871	0.06	7,264,400.8
Quarter 4	224	224	224	29,452,364	0.08	7,244,474.2
<i>Female, 2021</i>						
Quarter 1	187	187	187	21,367,119	0.09	4,916,526.2
<i>Male, 2000</i>						
Quarter 1	16	16	16	291,927	0.55	69,814.5
Quarter 2	*****	*****	*****	*****	0.21	70,157.3
Quarter 3	*****	*****	*****	*****	0.14	72,268.1
Quarter 4	*****	*****	*****	*****	0.26	73,982.1
<i>Male, 2001</i>						
Quarter 1	*****	*****	*****	*****	0.03	73,716.3
Quarter 2	*****	*****	*****	*****	0.13	76,188.4
Quarter 3	*****	*****	*****	*****	0.12	79,902.0
Quarter 4	*****	*****	*****	*****	0.03	81,202.5
<i>Male, 2002</i>						
Quarter 1	*****	*****	*****	*****	0.03	77,159.7
Quarter 2	0	0	0	328,511	0.00	78,047.1
Quarter 3	0	0	0	320,982	0.00	78,605.7
Quarter 4	*****	*****	*****	*****	0.06	73,715.8
<i>Male, 2003</i>						
Quarter 1	*****	*****	*****	*****	0.03	68,784.5
Quarter 2	0	0	0	286,250	0.00	68,164.6
Quarter 3	0	0	0	289,387	0.00	69,633.4
Quarter 4	0	0	0	290,868	0.00	70,067.5
<i>Male, 2004</i>						
Quarter 1	0	0	0	295,720	0.00	70,181.7
Quarter 2	*****	*****	*****	*****	0.03	70,595.6
Quarter 3	*****	*****	*****	*****	0.13	71,272.7
Quarter 4	*****	*****	*****	*****	0.07	71,154.8

**Table 3. Summary of Loop Diuretic Users in the Sentinel Distributed Database (SDD) between January 1, 2000 and March 31, 2021, Cross-Stratified by Year-Quarter and Sex**

	New Users	New Episodes	Adjusted Dispensings	Eligible Members <sup>1</sup>	New Users per 10,000 Eligible Members <sup>1</sup>	Eligible Member-Years <sup>1</sup>
<i>Male, 2005</i>						
Quarter 1	*****	*****	*****	*****	0.10	68,715.0
Quarter 2	0	0	0	287,044	0.00	69,191.0
Quarter 3	*****	*****	*****	*****	0.03	63,880.2
Quarter 4	0	0	0	238,562	0.00	57,058.6
<i>Male, 2006</i>						
Quarter 1	36	36	36	4,486,967	0.08	1,045,642.8
Quarter 2	13	13	13	4,538,604	0.03	1,067,040.9
Quarter 3	*****	*****	*****	*****	0.01	1,089,399.5
Quarter 4	*****	*****	*****	*****	0.02	1,134,874.6
<i>Male, 2007</i>						
Quarter 1	34	34	34	5,887,658	0.06	1,373,821.5
Quarter 2	21	21	21	5,937,425	0.04	1,404,496.9
Quarter 3	11	11	11	5,979,256	0.02	1,425,232.7
Quarter 4	24	24	24	5,954,886	0.04	1,432,662.7
<i>Male, 2008</i>						
Quarter 1	82	82	82	14,068,194	0.06	3,310,386.2
Quarter 2	55	55	55	14,104,612	0.04	3,325,374.7
Quarter 3	37	37	37	14,268,510	0.03	3,382,171.8
Quarter 4	46	46	46	14,064,741	0.03	3,382,435.0
<i>Male, 2009</i>						
Quarter 1	48	48	48	14,045,669	0.03	3,278,108.7
Quarter 2	39	39	39	13,799,209	0.03	3,278,157.1
Quarter 3	29	29	29	13,785,011	0.02	3,282,830.0
Quarter 4	41	41	41	13,481,831	0.03	3,258,398.4
<i>Male, 2010</i>						
Quarter 1	499	499	499	19,981,463	0.25	4,731,635.4
Quarter 2	205	205	205	19,905,970	0.10	4,773,549.1
Quarter 3	143	143	143	20,107,758	0.07	4,846,658.3
Quarter 4	156	156	156	19,905,066	0.08	4,851,862.3
<i>Male, 2011</i>						
Quarter 1	219	219	219	19,999,008	0.11	4,746,045.2
Quarter 2	178	178	178	20,042,039	0.09	4,812,096.6
Quarter 3	148	148	148	20,245,618	0.07	4,886,175.4
Quarter 4	154	154	154	20,172,395	0.08	4,921,596.1
<i>Male, 2012</i>						
Quarter 1	201	201	201	20,292,940	0.10	4,874,066.0
Quarter 2	162	162	162	20,329,969	0.08	4,886,139.1
Quarter 3	171	171	171	20,539,224	0.08	4,967,537.4
Quarter 4	149	149	149	20,421,761	0.07	4,986,658.9

**Table 3. Summary of Loop Diuretic Users in the Sentinel Distributed Database (SDD) between January 1, 2000 and March 31, 2021, Cross-Stratified by Year-Quarter and Sex**

	New Users	New Episodes	Adjusted Dispensings	Eligible Members <sup>1</sup>	New Users per 10,000 Eligible Members <sup>1</sup>	Eligible Member-Years <sup>1</sup>
<i>Male, 2013</i>						
Quarter 1	309	309	309	23,022,766	0.13	5,490,053.0
Quarter 2	193	193	193	23,088,944	0.08	5,561,104.2
Quarter 3	212	212	212	23,365,182	0.09	5,673,851.8
Quarter 4	192	192	192	23,350,240	0.08	5,690,765.3
<i>Male, 2014</i>						
Quarter 1	233	233	233	24,197,410	0.10	5,759,769.5
Quarter 2	187	187	187	24,441,259	0.08	5,865,736.9
Quarter 3	156	156	156	24,542,547	0.06	5,941,438.6
Quarter 4	129	129	129	24,439,401	0.05	5,947,660.6
<i>Male, 2015</i>						
Quarter 1	172	172	172	25,120,702	0.07	5,953,903.1
Quarter 2	142	142	142	25,176,681	0.06	6,049,780.0
Quarter 3	134	134	134	25,297,712	0.05	6,133,572.6
Quarter 4	128	128	128	25,319,154	0.05	6,159,593.3
<i>Male, 2016</i>						
Quarter 1	140	140	140	26,085,017	0.05	6,265,428.4
Quarter 2	113	113	113	26,151,035	0.04	6,287,990.6
Quarter 3	130	130	130	26,345,678	0.05	6,389,353.3
Quarter 4	116	116	116	26,406,538	0.04	6,425,016.4
<i>Male, 2017</i>						
Quarter 1	119	119	119	26,381,753	0.05	6,288,609.7
Quarter 2	102	102	102	26,383,762	0.04	6,350,863.3
Quarter 3	120	120	120	26,487,080	0.05	6,420,589.9
Quarter 4	92	92	92	26,323,717	0.03	6,412,371.9
<i>Male, 2018</i>						
Quarter 1	139	139	139	26,062,229	0.05	6,214,777.7
Quarter 2	187	187	187	26,065,811	0.07	6,270,548.2
Quarter 3	92	92	92	26,212,817	0.04	6,354,415.8
Quarter 4	78	78	78	26,135,054	0.03	6,371,291.0
<i>Male, 2019</i>						
Quarter 1	85	85	85	26,060,478	0.03	6,217,303.6
Quarter 2	71	71	71	26,065,842	0.03	6,274,734.6
Quarter 3	65	65	65	26,182,733	0.02	6,347,891.3
Quarter 4	81	81	81	26,016,129	0.03	6,358,077.4
<i>Male, 2020</i>						
Quarter 1	76	76	76	26,084,836	0.03	6,283,914.0
Quarter 2	74	74	74	25,852,019	0.03	6,254,019.1
Quarter 3	66	66	66	25,845,122	0.03	6,285,406.9
Quarter 4	103	103	103	25,542,228	0.04	6,258,841.6



**Table 3. Summary of Loop Diuretic Users in the Sentinel Distributed Database (SDD) between January 1, 2000 and March 31, 2021, Cross-Stratified by Year-Quarter and Sex**

	New Users	New Episodes	Adjusted Dispensings	Eligible Members <sup>1</sup>	New Users per 10,000 Eligible Members <sup>1</sup>	Eligible Member-Years <sup>1</sup>
<i>Male, 2021</i>						
Quarter 1	97	97	97	17,573,052	0.06	4,028,309.0
<b>First Use with 365 Days of Enrollment</b>						
<i>Loop Diuretics</i>						
<i>Female, 2000</i>						
Quarter 1	0	0	0	0	NaN	0.0
Quarter 2	0	0	0	0	NaN	0.0
Quarter 3	0	0	0	0	NaN	0.0
Quarter 4	2,675	2,675	2,697	454,604	58.84	1,244.6
<i>Female, 2001</i>						
Quarter 1	39,947	39,947	40,262	467,524	854.44	105,054.8
Quarter 2	8,315	8,315	8,363	432,656	192.19	104,033.5
Quarter 3	5,973	5,973	6,024	433,698	137.72	105,500.3
Quarter 4	4,549	4,549	4,578	435,489	104.46	106,282.2
<i>Female, 2002</i>						
Quarter 1	4,616	4,616	4,646	417,247	110.63	99,482.9
Quarter 2	5,791	5,791	5,850	423,268	136.82	99,622.9
Quarter 3	5,103	5,103	5,133	414,509	123.11	100,673.7
Quarter 4	3,969	3,969	3,999	410,421	96.71	95,385.6
<i>Female, 2003</i>						
Quarter 1	4,040	4,040	4,079	375,765	107.51	89,140.0
Quarter 2	4,986	4,986	5,027	371,405	134.25	88,022.8
Quarter 3	4,508	4,508	4,542	365,876	123.21	88,433.4
Quarter 4	3,409	3,409	3,427	362,066	94.15	87,781.8
<i>Female, 2004</i>						
Quarter 1	4,118	4,118	4,144	365,349	112.71	86,520.6
Quarter 2	4,453	4,453	4,473	367,525	121.16	86,560.7
Quarter 3	4,318	4,318	4,346	367,545	117.48	86,914.2
Quarter 4	3,393	3,393	3,420	365,885	92.73	86,755.6
<i>Female, 2005</i>						
Quarter 1	3,404	3,404	3,435	360,966	94.30	84,304.8
Quarter 2	4,042	4,042	4,061	360,005	112.28	85,663.4
Quarter 3	2,950	2,950	2,964	366,874	80.41	81,877.2
Quarter 4	2,283	2,283	2,292	324,157	70.43	76,849.9
<i>Female, 2006</i>						
Quarter 1	873	873	875	250,993	34.78	57,498.0
Quarter 2	1,084	1,084	1,090	245,422	44.17	57,595.3
Quarter 3	986	986	987	242,338	40.69	57,931.0
Quarter 4	655	655	659	244,403	26.80	57,803.8

**Table 3. Summary of Loop Diuretic Users in the Sentinel Distributed Database (SDD) between January 1, 2000 and March 31, 2021, Cross-Stratified by Year-Quarter and Sex**

	New Users	New Episodes	Adjusted Dispensings	Eligible Members <sup>1</sup>	New Users per 10,000 Eligible Members <sup>1</sup>	Eligible Member-Years <sup>1</sup>
<i>Female, 2007</i>						
Quarter 1	66,262	66,262	66,598	3,668,129	180.64	856,305.0
Quarter 2	22,461	22,461	22,591	3,668,537	61.23	872,568.7
Quarter 3	14,836	14,836	14,891	3,673,930	40.38	883,547.7
Quarter 4	11,288	11,288	11,339	3,764,466	29.99	913,563.6
<i>Female, 2008</i>						
Quarter 1	66,828	66,828	67,186	4,836,826	138.16	1,125,196.1
Quarter 2	27,708	27,708	27,857	4,839,703	57.25	1,131,006.5
Quarter 3	20,541	20,541	20,624	4,834,963	42.48	1,143,609.0
Quarter 4	18,103	18,103	18,201	11,278,181	16.05	1,166,248.1
<i>Female, 2009</i>						
Quarter 1	98,456	98,456	99,023	10,491,378	93.84	2,450,219.3
Quarter 2	48,372	48,372	48,643	10,388,815	46.56	2,476,385.9
Quarter 3	36,714	36,714	36,900	10,479,098	35.04	2,510,065.0
Quarter 4	28,077	28,077	28,199	10,340,096	27.15	2,512,073.0
<i>Female, 2010</i>						
Quarter 1	39,061	39,061	39,312	10,098,531	38.68	2,381,627.9
Quarter 2	37,456	37,456	37,638	9,995,226	37.47	2,392,654.6
Quarter 3	31,150	31,150	31,312	9,980,111	31.21	2,398,065.4
Quarter 4	23,186	23,186	23,294	9,775,935	23.72	2,379,784.3
<i>Female, 2011</i>						
Quarter 1	1,350,458	1,350,458	1,360,366	18,910,350	714.14	4,314,617.6
Quarter 2	299,327	299,327	301,137	17,642,673	169.66	4,240,577.6
Quarter 3	201,630	201,630	202,758	17,547,706	114.90	4,258,208.9
Quarter 4	149,263	149,263	150,098	17,352,919	86.02	4,249,589.1
<i>Female, 2012</i>						
Quarter 1	210,880	210,880	212,322	17,620,668	119.68	4,192,267.4
Quarter 2	173,226	173,226	174,339	17,620,720	98.31	4,173,665.1
Quarter 3	151,633	151,633	152,488	17,656,073	85.88	4,215,839.1
Quarter 4	129,653	129,653	130,427	18,692,121	69.36	4,226,307.6
<i>Female, 2013</i>						
Quarter 1	186,040	186,040	187,428	17,590,307	105.76	4,193,354.1
Quarter 2	165,104	165,104	166,203	17,490,667	94.40	4,224,713.3
Quarter 3	145,160	145,160	146,082	17,593,363	82.51	4,281,051.4
Quarter 4	119,409	119,409	120,150	17,439,274	68.47	4,274,226.2
<i>Female, 2014</i>						
Quarter 1	267,773	267,773	270,243	19,476,463	137.49	4,644,160.9
Quarter 2	184,896	184,896	186,177	19,286,138	95.87	4,659,179.0
Quarter 3	155,250	155,250	156,270	19,372,248	80.14	4,717,611.6
Quarter 4	127,205	127,205	128,010	19,257,092	66.06	4,711,712.7

**Table 3. Summary of Loop Diuretic Users in the Sentinel Distributed Database (SDD) between January 1, 2000 and March 31, 2021, Cross-Stratified by Year-Quarter and Sex**

	New Users	New Episodes	Adjusted Dispensings	Eligible Members <sup>1</sup>	New Users per 10,000 Eligible Members <sup>1</sup>	Eligible Member-Years <sup>1</sup>
<i>Female, 2015</i>						
Quarter 1	189,977	189,977	191,551	20,087,524	94.57	4,800,073.8
Quarter 2	171,814	171,814	173,067	20,124,678	85.37	4,867,633.7
Quarter 3	151,155	151,155	152,188	20,226,001	74.73	4,932,065.7
Quarter 4	127,349	127,349	128,339	20,189,032	63.08	4,946,141.0
<i>Female, 2016</i>						
Quarter 1	185,251	185,251	186,865	20,972,773	88.33	5,008,898.9
Quarter 2	162,392	162,392	163,659	21,065,990	77.09	5,018,109.8
Quarter 3	146,225	146,225	147,324	21,184,431	69.02	5,087,928.8
Quarter 4	125,715	125,715	126,744	23,085,121	54.46	5,114,969.5
<i>Female, 2017</i>						
Quarter 1	174,081	174,081	175,732	21,025,850	82.79	5,030,272.6
Quarter 2	156,601	156,601	157,857	20,976,201	74.66	5,078,544.4
Quarter 3	140,681	140,681	141,942	21,064,496	66.79	5,143,537.9
Quarter 4	120,665	120,665	121,701	21,112,220	57.15	5,172,157.5
<i>Female, 2018</i>						
Quarter 1	160,130	160,130	161,757	21,161,229	75.67	5,072,515.0
Quarter 2	155,531	155,531	157,003	21,089,888	73.75	5,109,214.2
Quarter 3	138,264	138,264	139,464	21,137,647	65.41	5,158,754.7
Quarter 4	118,278	118,278	119,454	21,079,656	56.11	5,169,928.8
<i>Female, 2019</i>						
Quarter 1	150,400	150,400	152,163	20,943,202	71.81	5,024,467.8
Quarter 2	149,785	149,785	151,363	20,927,053	71.57	5,069,147.4
Quarter 3	136,111	136,111	137,608	21,055,964	64.64	5,135,926.6
Quarter 4	115,359	115,359	116,685	20,959,753	55.04	5,149,068.8
<i>Female, 2020</i>						
Quarter 1	163,567	163,567	165,647	20,943,542	78.10	5,017,959.3
Quarter 2	126,649	126,649	128,223	20,961,073	60.42	5,014,758.4
Quarter 3	129,076	129,076	130,676	21,120,878	61.11	5,078,291.4
Quarter 4	110,131	110,131	111,410	22,746,357	48.42	5,090,284.9
<i>Female, 2021</i>						
Quarter 1	123,143	123,143	124,253	15,485,421	79.52	3,589,386.7
<i>Male, 2000</i>						
Quarter 1	0	0	0	0	NaN	0.0
Quarter 2	0	0	0	0	NaN	0.0
Quarter 3	0	0	0	0	NaN	0.0
Quarter 4	885	885	892	259,866	34.06	711.5

**Table 3. Summary of Loop Diuretic Users in the Sentinel Distributed Database (SDD) between January 1, 2000 and March 31, 2021, Cross-Stratified by Year-Quarter and Sex**

	New Users	New Episodes	Adjusted Dispensings	Eligible Members <sup>1</sup>	New Users per 10,000 Eligible Members <sup>1</sup>	Eligible Member-Years <sup>1</sup>
<i>Male, 2001</i>						
Quarter 1	15,940	15,940	16,086	270,136	590.07	61,828.3
Quarter 2	2,918	2,918	2,938	258,959	112.68	62,418.4
Quarter 3	2,372	2,372	2,394	262,223	90.46	64,019.0
Quarter 4	2,044	2,044	2,064	265,897	76.87	64,846.5
<i>Male, 2002</i>						
Quarter 1	2,223	2,223	2,242	255,455	87.02	60,934.2
Quarter 2	2,339	2,339	2,359	260,583	89.76	61,282.4
Quarter 3	2,212	2,212	2,227	255,737	86.50	62,213.3
Quarter 4	1,896	1,896	1,911	253,198	74.88	57,654.5
<i>Male, 2003</i>						
Quarter 1	1,971	1,971	1,993	224,878	87.65	53,260.8
Quarter 2	2,197	2,197	2,220	221,288	99.28	52,451.8
Quarter 3	2,003	2,003	2,026	218,704	91.58	52,999.5
Quarter 4	1,624	1,624	1,638	215,962	75.20	52,486.0
<i>Male, 2004</i>						
Quarter 1	2,028	2,028	2,044	217,963	93.04	51,738.8
Quarter 2	1,934	1,934	1,949	219,006	88.31	51,675.0
Quarter 3	1,947	1,947	1,963	219,268	88.80	51,885.0
Quarter 4	1,749	1,749	1,770	217,862	80.28	51,655.8
<i>Male, 2005</i>						
Quarter 1	1,873	1,873	1,888	215,594	86.88	50,178.8
Quarter 2	1,854	1,854	1,868	213,841	86.70	50,970.4
Quarter 3	1,354	1,354	1,360	219,129	61.79	47,397.6
Quarter 4	1,141	1,141	1,146	179,273	63.65	42,387.2
<i>Male, 2006</i>						
Quarter 1	403	403	409	128,862	31.27	29,162.5
Quarter 2	385	385	388	125,634	30.64	29,288.7
Quarter 3	376	376	376	123,369	30.48	29,574.2
Quarter 4	266	266	266	124,856	21.30	29,647.6
<i>Male, 2007</i>						
Quarter 1	44,218	44,218	44,542	3,339,722	132.40	781,318.8
Quarter 2	12,634	12,634	12,715	3,355,642	37.65	798,128.6
Quarter 3	8,666	8,666	8,722	3,375,470	25.67	811,329.4
Quarter 4	7,654	7,654	7,696	3,475,280	22.02	842,545.1
<i>Male, 2008</i>						
Quarter 1	48,833	48,833	49,209	4,437,269	110.05	1,031,783.9
Quarter 2	18,003	18,003	18,114	4,455,653	40.40	1,038,440.4
Quarter 3	13,602	13,602	13,688	4,449,245	30.57	1,051,936.6
Quarter 4	13,343	13,343	13,426	10,479,594	12.73	1,072,865.4

**Table 3. Summary of Loop Diuretic Users in the Sentinel Distributed Database (SDD) between January 1, 2000 and March 31, 2021, Cross-Stratified by Year-Quarter and Sex**

	New Users	New Episodes	Adjusted Dispensings	Eligible Members <sup>1</sup>	New Users per 10,000 Eligible Members <sup>1</sup>	Eligible Member-Years <sup>1</sup>
<i>Male, 2009</i>						
Quarter 1	75,424	75,424	75,998	9,793,926	77.01	2,282,102.3
Quarter 2	30,651	30,651	30,860	9,688,139	31.64	2,303,978.8
Quarter 3	23,795	23,795	23,938	9,778,248	24.33	2,338,399.6
Quarter 4	20,430	20,430	20,551	9,646,051	21.18	2,339,269.9
<i>Male, 2010</i>						
Quarter 1	29,820	29,820	30,081	9,445,804	31.57	2,222,602.8
Quarter 2	23,543	23,543	23,688	9,341,806	25.20	2,232,569.2
Quarter 3	19,944	19,944	20,081	9,320,736	21.40	2,239,365.2
Quarter 4	17,796	17,796	17,922	9,160,726	19.43	2,226,727.0
<i>Male, 2011</i>						
Quarter 1	681,284	681,284	687,610	15,079,387	451.80	3,491,223.8
Quarter 2	153,791	153,791	154,911	14,487,712	106.15	3,477,858.6
Quarter 3	108,906	108,906	109,667	14,508,523	75.06	3,514,953.2
Quarter 4	90,027	90,027	90,624	14,417,910	62.44	3,523,664.6
<i>Male, 2012</i>						
Quarter 1	137,037	137,037	138,246	14,706,224	93.18	3,482,896.7
Quarter 2	100,426	100,426	101,160	14,773,516	67.98	3,482,086.6
Quarter 3	89,816	89,816	90,468	14,850,860	60.48	3,533,300.8
Quarter 4	84,193	84,193	84,828	15,816,847	53.23	3,552,979.5
<i>Male, 2013</i>						
Quarter 1	133,933	133,933	135,326	14,847,500	90.21	3,531,073.8
Quarter 2	101,594	101,594	102,528	14,794,131	68.67	3,564,821.8
Quarter 3	91,228	91,228	91,934	14,919,505	61.15	3,624,169.3
Quarter 4	81,756	81,756	82,474	14,806,006	55.22	3,622,154.1
<i>Male, 2014</i>						
Quarter 1	202,634	202,634	205,064	16,722,780	121.17	3,980,234.5
Quarter 2	120,388	120,388	121,506	16,595,322	72.54	3,998,928.7
Quarter 3	101,386	101,386	102,174	16,687,065	60.76	4,055,912.7
Quarter 4	91,371	91,371	92,168	16,620,276	54.98	4,054,909.3
<i>Male, 2015</i>						
Quarter 1	145,986	145,986	147,563	17,303,522	84.37	4,125,886.9
Quarter 2	114,918	114,918	116,033	17,369,771	66.16	4,189,793.5
Quarter 3	103,252	103,252	104,172	17,482,310	59.06	4,255,912.0
Quarter 4	94,327	94,327	95,247	17,481,693	53.96	4,270,384.0
<i>Male, 2016</i>						
Quarter 1	145,434	145,434	147,055	18,131,458	80.21	4,315,155.1
Quarter 2	113,566	113,566	114,711	18,258,767	62.20	4,328,850.1
Quarter 3	103,967	103,967	105,020	18,372,773	56.59	4,397,030.9
Quarter 4	96,081	96,081	97,163	20,147,745	47.69	4,425,816.7

**Table 3. Summary of Loop Diuretic Users in the Sentinel Distributed Database (SDD) between January 1, 2000 and March 31, 2021, Cross-Stratified by Year-Quarter and Sex**

	New Users	New Episodes	Adjusted Dispensings	Eligible Members <sup>1</sup>	New Users per 10,000 Eligible Members <sup>1</sup>	Eligible Member-Years <sup>1</sup>
<i>Male, 2017</i>						
Quarter 1	141,008	141,008	142,846	18,298,942	77.06	4,366,174.1
Quarter 2	113,179	113,179	114,339	18,285,107	61.90	4,413,817.0
Quarter 3	104,232	104,232	105,430	18,378,373	56.71	4,478,061.0
Quarter 4	95,755	95,755	96,855	18,456,532	51.88	4,507,520.0
<i>Male, 2018</i>						
Quarter 1	133,507	133,507	135,423	18,469,306	72.29	4,416,273.4
Quarter 2	114,249	114,249	115,656	18,405,841	62.07	4,445,623.4
Quarter 3	103,229	103,229	104,419	18,450,043	55.95	4,493,792.5
Quarter 4	96,067	96,067	97,268	18,409,976	52.18	4,502,879.6
<i>Male, 2019</i>						
Quarter 1	128,421	128,421	130,480	18,287,184	70.22	4,375,919.0
Quarter 2	113,474	113,474	115,125	18,267,706	62.12	4,411,242.8
Quarter 3	103,401	103,401	104,844	18,368,565	56.29	4,471,011.4
Quarter 4	94,858	94,858	96,285	18,299,357	51.84	4,483,099.8
<i>Male, 2020</i>						
Quarter 1	138,218	138,218	140,496	18,477,397	74.80	4,411,380.7
Quarter 2	100,644	100,644	102,309	18,487,590	54.44	4,405,185.0
Quarter 3	102,349	102,349	103,916	18,592,210	55.05	4,456,204.1
Quarter 4	92,942	92,942	94,308	20,044,944	46.37	4,460,725.5
<i>Male, 2021</i>						
Quarter 1	105,755	105,755	106,968	12,951,268	81.66	2,990,911.5
<b>Bumetanide</b>						
<i>Female, 2000</i>						
Quarter 1	0	0	0	0	NaN	0.0
Quarter 2	0	0	0	0	NaN	0.0
Quarter 3	0	0	0	0	NaN	0.0
Quarter 4	*****	*****	*****	*****	0.97	1,244.6
<i>Female, 2001</i>						
Quarter 1	1,215	1,215	1,215	470,153	25.84	112,438.4
Quarter 2	385	385	385	472,943	8.14	114,952.7
Quarter 3	325	325	325	480,688	6.76	117,915.6
Quarter 4	252	252	252	486,754	5.18	119,572.9
<i>Female, 2002</i>						
Quarter 1	332	332	332	471,019	7.05	113,022.3
Quarter 2	431	431	431	479,630	8.99	114,124.4
Quarter 3	338	338	338	474,463	7.12	116,191.7
Quarter 4	290	290	290	473,369	6.13	111,335.0

**Table 3. Summary of Loop Diuretic Users in the Sentinel Distributed Database (SDD) between January 1, 2000 and March 31, 2021, Cross-Stratified by Year-Quarter and Sex**

	New Users	New Episodes	Adjusted Dispensings	Eligible Members <sup>1</sup>	New Users per 10,000 Eligible Members <sup>1</sup>	Eligible Member-Years <sup>1</sup>
<i>Female, 2003</i>						
Quarter 1	303	303	303	439,385	6.90	104,981.7
Quarter 2	343	343	343	436,351	7.86	104,492.4
Quarter 3	334	334	334	433,508	7.70	105,778.4
Quarter 4	269	269	269	431,974	6.23	105,520.9
<i>Female, 2004</i>						
Quarter 1	320	320	320	436,499	7.33	104,378.7
Quarter 2	318	318	318	440,145	7.22	104,838.3
Quarter 3	338	338	338	442,266	7.64	105,905.7
Quarter 4	247	247	247	442,436	5.58	106,108.9
<i>Female, 2005</i>						
Quarter 1	306	306	306	438,267	6.98	103,358.9
Quarter 2	304	304	304	437,818	6.94	105,215.8
Quarter 3	208	208	208	446,704	4.66	100,862.8
Quarter 4	188	188	188	395,470	4.75	94,491.2
<i>Female, 2006</i>						
Quarter 1	41	41	41	279,538	1.47	64,118.0
Quarter 2	61	61	61	271,396	2.25	63,988.4
Quarter 3	58	58	58	267,841	2.17	64,359.5
Quarter 4	33	33	33	270,120	1.22	64,217.0
<i>Female, 2007</i>						
Quarter 1	3,119	3,119	3,119	3,693,517	8.44	872,181.8
Quarter 2	1,045	1,045	1,045	3,754,456	2.78	896,263.7
Quarter 3	634	634	634	3,776,843	1.68	910,918.0
Quarter 4	526	526	526	3,877,239	1.36	942,936.8
<i>Female, 2008</i>						
Quarter 1	3,087	3,087	3,087	4,952,500	6.23	1,163,521.2
Quarter 2	1,390	1,390	1,390	5,011,444	2.77	1,176,395.5
Quarter 3	1,076	1,076	1,076	5,024,800	2.14	1,193,188.5
Quarter 4	1,002	1,002	1,002	11,479,104	0.87	1,217,976.1
<i>Female, 2009</i>						
Quarter 1	4,864	4,864	4,864	10,687,004	4.55	2,510,999.5
Quarter 2	2,388	2,388	2,388	10,664,199	2.24	2,549,584.0
Quarter 3	1,959	1,959	1,959	10,786,391	1.82	2,590,326.2
Quarter 4	1,562	1,562	1,562	10,665,176	1.46	2,595,984.1
<i>Female, 2010</i>						
Quarter 1	2,133	2,133	2,133	10,406,984	2.05	2,460,717.5
Quarter 2	2,058	2,058	2,058	10,323,531	1.99	2,477,366.6
Quarter 3	1,759	1,759	1,759	10,327,691	1.70	2,487,893.4
Quarter 4	1,515	1,515	1,515	10,136,520	1.49	2,471,994.5

**Table 3. Summary of Loop Diuretic Users in the Sentinel Distributed Database (SDD) between January 1, 2000 and March 31, 2021, Cross-Stratified by Year-Quarter and Sex**

	New Users	New Episodes	Adjusted Dispensings	Eligible Members <sup>1</sup>	New Users per 10,000 Eligible Members <sup>1</sup>	Eligible Member-Years <sup>1</sup>
<i>Female, 2011</i>						
Quarter 1	64,686	64,686	64,686	19,246,237	33.61	4,605,614.4
Quarter 2	16,841	16,841	16,841	19,213,307	8.77	4,663,309.0
Quarter 3	12,248	12,248	12,248	19,331,709	6.34	4,726,719.2
Quarter 4	9,737	9,737	9,737	19,257,501	5.06	4,740,763.1
<i>Female, 2012</i>						
Quarter 1	13,520	13,520	13,520	19,543,914	6.92	4,690,040.6
Quarter 2	11,391	11,391	11,391	19,659,387	5.79	4,694,550.2
Quarter 3	10,236	10,236	10,236	19,777,063	5.18	4,761,612.2
Quarter 4	9,372	9,372	9,372	20,880,708	4.49	4,784,575.8
<i>Female, 2013</i>						
Quarter 1	12,967	12,967	12,967	19,755,344	6.56	4,741,063.1
Quarter 2	12,629	12,629	12,629	19,733,624	6.40	4,795,088.0
Quarter 3	11,336	11,336	11,336	19,904,491	5.70	4,873,517.4
Quarter 4	10,064	10,064	10,064	19,802,885	5.08	4,876,033.1
<i>Female, 2014</i>						
Quarter 1	16,974	16,974	16,974	21,805,162	7.78	5,243,116.4
Quarter 2	10,228	10,228	10,228	21,771,692	4.70	5,291,493.4
Quarter 3	10,536	10,536	10,536	21,930,350	4.80	5,372,449.6
Quarter 4	9,547	9,547	9,547	21,866,439	4.37	5,375,029.7
<i>Female, 2015</i>						
Quarter 1	12,799	12,799	12,799	22,655,667	5.65	5,445,567.2
Quarter 2	12,670	12,670	12,670	22,761,254	5.57	5,534,894.1
Quarter 3	11,948	11,948	11,948	22,921,885	5.21	5,620,216.5
Quarter 4	10,700	10,700	10,700	22,931,720	4.67	5,642,775.6
<i>Female, 2016</i>						
Quarter 1	14,335	14,335	14,335	23,687,882	6.05	5,697,059.8
Quarter 2	13,532	13,532	13,532	23,852,451	5.67	5,720,290.8
Quarter 3	12,473	12,473	12,473	24,023,470	5.19	5,810,780.9
Quarter 4	11,778	11,778	11,778	25,979,936	4.53	5,845,405.8
<i>Female, 2017</i>						
Quarter 1	14,613	14,613	14,613	23,828,706	6.13	5,730,970.4
Quarter 2	14,291	14,291	14,291	23,829,681	6.00	5,797,080.6
Quarter 3	13,816	13,816	13,816	23,960,114	5.77	5,880,228.8
Quarter 4	11,771	11,771	11,771	24,041,365	4.90	5,914,380.3
<i>Female, 2018</i>						
Quarter 1	13,538	13,538	13,538	24,014,603	5.64	5,783,193.4
Quarter 2	13,802	13,802	13,802	23,974,897	5.76	5,835,379.7
Quarter 3	13,152	13,152	13,152	24,058,891	5.47	5,901,500.1
Quarter 4	12,096	12,096	12,096	24,028,448	5.03	5,916,694.8



**Table 3. Summary of Loop Diuretic Users in the Sentinel Distributed Database (SDD) between January 1, 2000 and March 31, 2021, Cross-Stratified by Year-Quarter and Sex**

	New Users	New Episodes	Adjusted Dispensings	Eligible Members <sup>1</sup>	New Users per 10,000 Eligible Members <sup>1</sup>	Eligible Member-Years <sup>1</sup>
<i>Female, 2019</i>						
Quarter 1	14,421	14,421	14,421	23,809,659	6.06	5,737,555.1
Quarter 2	15,207	15,207	15,207	23,818,062	6.38	5,795,673.3
Quarter 3	14,363	14,363	14,363	23,974,343	5.99	5,877,092.7
Quarter 4	13,069	13,069	13,069	23,897,399	5.47	5,893,389.6
<i>Female, 2020</i>						
Quarter 1	15,674	15,674	15,674	23,764,501	6.60	5,728,455.3
Quarter 2	13,037	13,037	13,037	23,814,735	5.47	5,727,231.3
Quarter 3	12,924	12,924	12,924	23,977,565	5.39	5,801,854.5
Quarter 4	11,880	11,880	11,880	25,623,503	4.64	5,814,215.8
<i>Female, 2021</i>						
Quarter 1	12,725	12,725	12,725	18,071,848	7.04	4,204,553.4
<i>Male, 2000</i>						
Quarter 1	0	0	0	0	NaN	0.0
Quarter 2	0	0	0	0	NaN	0.0
Quarter 3	0	0	0	0	NaN	0.0
Quarter 4	*****	*****	*****	*****	0.38	711.5
<i>Male, 2001</i>						
Quarter 1	452	452	452	271,009	16.68	64,776.0
Quarter 2	152	152	152	274,820	5.53	66,645.4
Quarter 3	122	122	122	280,179	4.35	68,743.8
Quarter 4	97	97	97	285,367	3.40	69,905.5
<i>Male, 2002</i>						
Quarter 1	149	149	149	276,016	5.40	66,144.7
Quarter 2	167	167	167	282,398	5.91	66,888.4
Quarter 3	136	136	136	278,821	4.88	68,201.7
Quarter 4	128	128	128	277,517	4.61	63,841.2
<i>Male, 2003</i>						
Quarter 1	123	123	123	249,635	4.93	59,447.2
Quarter 2	152	152	152	246,668	6.16	58,894.9
Quarter 3	147	147	147	245,141	6.00	59,774.9
Quarter 4	105	105	105	243,278	4.32	59,415.4
<i>Male, 2004</i>						
Quarter 1	131	131	131	245,754	5.33	58,753.7
Quarter 2	146	146	146	247,607	5.90	58,869.7
Quarter 3	122	122	122	248,648	4.91	59,354.3
Quarter 4	122	122	122	247,919	4.92	59,263.4

**Table 3. Summary of Loop Diuretic Users in the Sentinel Distributed Database (SDD) between January 1, 2000 and March 31, 2021, Cross-Stratified by Year-Quarter and Sex**

	New Users	New Episodes	Adjusted Dispensings	Eligible Members <sup>1</sup>	New Users per 10,000 Eligible Members <sup>1</sup>	Eligible Member-Years <sup>1</sup>
<i>Male, 2005</i>						
Quarter 1	141	141	141	246,049	5.73	57,703.1
Quarter 2	123	123	123	244,604	5.03	58,701.5
Quarter 3	90	90	90	250,705	3.59	54,827.6
Quarter 4	88	88	88	206,793	4.26	49,195.9
<i>Male, 2006</i>						
Quarter 1	23	23	23	140,042	1.64	31,689.0
Quarter 2	22	22	22	135,298	1.63	31,639.1
Quarter 3	22	22	22	132,619	1.66	31,893.2
Quarter 4	17	17	17	134,070	1.27	31,944.2
<i>Male, 2007</i>						
Quarter 1	1,817	1,817	1,817	3,348,770	5.43	790,122.5
Quarter 2	565	565	565	3,405,258	1.66	811,786.7
Quarter 3	367	367	367	3,434,096	1.07	826,906.9
Quarter 4	334	334	334	3,539,149	0.94	859,299.7
<i>Male, 2008</i>						
Quarter 1	2,244	2,244	2,244	4,503,074	4.98	1,055,190.5
Quarter 2	916	916	916	4,562,787	2.01	1,066,831.0
Quarter 3	741	741	741	4,567,415	1.62	1,082,833.0
Quarter 4	752	752	752	10,604,809	0.71	1,105,237.5
<i>Male, 2009</i>						
Quarter 1	3,352	3,352	3,352	9,915,584	3.38	2,321,916.6
Quarter 2	1,561	1,561	1,561	9,871,027	1.58	2,352,369.6
Quarter 3	1,279	1,279	1,279	9,979,387	1.28	2,390,739.1
Quarter 4	1,160	1,160	1,160	9,856,825	1.18	2,393,758.8
<i>Male, 2010</i>						
Quarter 1	1,614	1,614	1,614	9,645,063	1.67	2,274,156.8
Quarter 2	1,403	1,403	1,403	9,556,226	1.47	2,287,730.2
Quarter 3	1,283	1,283	1,283	9,545,351	1.34	2,297,226.7
Quarter 4	1,277	1,277	1,277	9,392,025	1.36	2,286,063.1
<i>Male, 2011</i>						
Quarter 1	32,801	32,801	32,801	15,294,804	21.45	3,647,101.6
Quarter 2	8,828	8,828	8,828	15,320,654	5.76	3,701,237.5
Quarter 3	6,834	6,834	6,834	15,445,268	4.42	3,760,681.5
Quarter 4	6,340	6,340	6,340	15,415,394	4.11	3,781,675.6
<i>Male, 2012</i>						
Quarter 1	8,938	8,938	8,938	15,711,746	5.69	3,746,147.2
Quarter 2	7,027	7,027	7,027	15,857,932	4.43	3,759,665.8
Quarter 3	6,239	6,239	6,239	15,980,054	3.90	3,824,332.0
Quarter 4	6,155	6,155	6,155	16,984,958	3.62	3,851,948.3

**Table 3. Summary of Loop Diuretic Users in the Sentinel Distributed Database (SDD) between January 1, 2000 and March 31, 2021, Cross-Stratified by Year-Quarter and Sex**

	New Users	New Episodes	Adjusted Dispensings	Eligible Members <sup>1</sup>	New Users per 10,000 Eligible Members <sup>1</sup>	Eligible Member-Years <sup>1</sup>
<i>Male, 2013</i>						
Quarter 1	9,725	9,725	9,725	16,003,084	6.08	3,827,251.8
Quarter 2	8,152	8,152	8,152	16,016,632	5.09	3,876,617.1
Quarter 3	7,416	7,416	7,416	16,182,181	4.58	3,948,641.8
Quarter 4	7,077	7,077	7,077	16,101,980	4.40	3,953,309.4
<i>Male, 2014</i>						
Quarter 1	13,471	13,471	13,471	18,000,549	7.48	4,315,077.7
Quarter 2	7,331	7,331	7,331	18,001,126	4.07	4,357,937.4
Quarter 3	7,310	7,310	7,310	18,140,312	4.03	4,428,691.0
Quarter 4	7,272	7,272	7,272	18,106,959	4.02	4,434,327.9
<i>Male, 2015</i>						
Quarter 1	10,607	10,607	10,607	18,769,946	5.65	4,498,461.8
Quarter 2	9,560	9,560	9,560	18,900,180	5.06	4,578,263.1
Quarter 3	8,709	8,709	8,709	19,051,556	4.57	4,657,626.8
Quarter 4	8,827	8,827	8,827	19,084,621	4.63	4,678,971.4
<i>Male, 2016</i>						
Quarter 1	12,109	12,109	12,109	19,717,642	6.14	4,721,012.0
Quarter 2	10,642	10,642	10,642	19,909,691	5.35	4,746,187.1
Quarter 3	9,579	9,579	9,579	20,060,301	4.78	4,827,865.6
Quarter 4	9,803	9,803	9,803	21,873,977	4.48	4,863,063.4
<i>Male, 2017</i>						
Quarter 1	12,940	12,940	12,940	19,971,698	6.48	4,788,038.0
Quarter 2	11,420	11,420	11,420	20,011,399	5.71	4,849,935.1
Quarter 3	10,885	10,885	10,885	20,136,804	5.41	4,926,839.4
Quarter 4	10,192	10,192	10,192	20,243,398	5.03	4,961,913.9
<i>Male, 2018</i>						
Quarter 1	12,106	12,106	12,106	20,210,657	5.99	4,853,612.9
Quarter 2	11,395	11,395	11,395	20,190,192	5.64	4,896,273.2
Quarter 3	10,496	10,496	10,496	20,264,182	5.18	4,956,373.1
Quarter 4	10,619	10,619	10,619	20,249,007	5.24	4,970,449.0
<i>Male, 2019</i>						
Quarter 1	13,462	13,462	13,462	20,080,420	6.70	4,825,323.5
Quarter 2	13,040	13,040	13,040	20,097,543	6.49	4,872,709.2
Quarter 3	11,990	11,990	11,990	20,223,723	5.93	4,943,467.1
Quarter 4	11,460	11,460	11,460	20,174,734	5.68	4,959,934.3
<i>Male, 2020</i>						
Quarter 1	14,671	14,671	14,671	20,292,229	7.23	4,871,788.3
Quarter 2	11,523	11,523	11,523	20,343,773	5.66	4,870,104.8
Quarter 3	11,297	11,297	11,297	20,458,331	5.52	4,930,162.4
Quarter 4	10,779	10,779	10,779	21,931,109	4.91	4,936,971.2

**Table 3. Summary of Loop Diuretic Users in the Sentinel Distributed Database (SDD) between January 1, 2000 and March 31, 2021, Cross-Stratified by Year-Quarter and Sex**

	New Users	New Episodes	Adjusted Dispensings	Eligible Members <sup>1</sup>	New Users per 10,000 Eligible Members <sup>1</sup>	Eligible Member-Years <sup>1</sup>
<i>Male, 2021</i>						
Quarter 1	11,807	11,807	11,807	14,637,079	8.07	3,392,684.4
<i>Furosemide</i>						
<i>Female, 2000</i>						
Quarter 1	0	0	0	0	NaN	0.0
Quarter 2	0	0	0	0	NaN	0.0
Quarter 3	0	0	0	0	NaN	0.0
Quarter 4	2,599	2,599	2,599	454,604	57.17	1,244.6
<i>Female, 2001</i>						
Quarter 1	38,340	38,340	38,340	467,600	819.93	105,361.3
Quarter 2	8,061	8,061	8,061	434,294	185.61	104,468.2
Quarter 3	5,806	5,806	5,806	435,537	133.31	105,981.6
Quarter 4	4,404	4,404	4,404	437,450	100.67	106,788.3
<i>Female, 2002</i>						
Quarter 1	4,467	4,467	4,467	419,303	106.53	99,995.5
Quarter 2	5,556	5,556	5,556	425,403	130.61	100,175.4
Quarter 3	4,964	4,964	4,964	416,805	119.10	101,263.5
Quarter 4	3,859	3,859	3,859	412,790	93.49	95,982.7
<i>Female, 2003</i>						
Quarter 1	3,911	3,911	3,911	378,137	103.43	89,727.7
Quarter 2	4,841	4,841	4,841	373,807	129.51	88,628.9
Quarter 3	4,403	4,403	4,403	368,359	119.53	89,066.3
Quarter 4	3,322	3,322	3,322	364,589	91.12	88,419.6
<i>Female, 2004</i>						
Quarter 1	4,003	4,003	4,003	367,885	108.81	87,157.3
Quarter 2	4,309	4,309	4,309	370,100	116.43	87,209.3
Quarter 3	4,212	4,212	4,212	370,192	113.78	87,580.6
Quarter 4	3,287	3,287	3,287	368,554	89.19	87,431.1
<i>Female, 2005</i>						
Quarter 1	3,278	3,278	3,278	363,653	90.14	84,969.8
Quarter 2	3,972	3,972	3,972	362,728	109.50	86,339.4
Quarter 3	2,893	2,893	2,893	369,603	78.27	82,517.7
Quarter 4	2,249	2,249	2,249	326,521	68.88	77,426.4
<i>Female, 2006</i>						
Quarter 1	850	850	850	251,862	33.75	57,690.2
Quarter 2	1,056	1,056	1,056	246,140	42.90	57,771.5
Quarter 3	956	956	956	243,029	39.34	58,107.5
Quarter 4	652	652	652	245,095	26.60	57,974.4

**Table 3. Summary of Loop Diuretic Users in the Sentinel Distributed Database (SDD) between January 1, 2000 and March 31, 2021, Cross-Stratified by Year-Quarter and Sex**

	New Users	New Episodes	Adjusted Dispensings	Eligible Members <sup>1</sup>	New Users per 10,000 Eligible Members <sup>1</sup>	Eligible Member-Years <sup>1</sup>
<i>Female, 2007</i>						
Quarter 1	59,652	59,652	59,652	3,668,793	162.59	857,511.2
Quarter 2	20,852	20,852	20,852	3,675,613	56.73	874,513.9
Quarter 3	14,000	14,000	14,000	3,682,256	38.02	885,723.0
Quarter 4	10,662	10,662	10,662	3,773,273	28.26	915,837.4
<i>Female, 2008</i>						
Quarter 1	61,959	61,959	61,959	4,845,605	127.87	1,128,136.5
Quarter 2	26,249	26,249	26,249	4,852,798	54.09	1,134,413.9
Quarter 3	19,540	19,540	19,540	4,848,949	40.30	1,147,217.4
Quarter 4	17,232	17,232	17,232	11,292,624	15.26	1,169,918.1
<i>Female, 2009</i>						
Quarter 1	89,366	89,366	89,366	10,505,033	85.07	2,454,899.7
Quarter 2	45,488	45,488	45,488	10,410,579	43.69	2,482,091.6
Quarter 3	34,736	34,736	34,736	10,502,660	33.07	2,516,177.0
Quarter 4	26,696	26,696	26,696	10,364,573	25.76	2,518,330.9
<i>Female, 2010</i>						
Quarter 1	36,682	36,682	36,682	10,120,944	36.24	2,387,365.8
Quarter 2	35,626	35,626	35,626	10,018,925	35.56	2,398,701.8
Quarter 3	29,772	29,772	29,772	10,004,541	29.76	2,404,309.2
Quarter 4	22,068	22,068	22,068	9,800,699	22.52	2,386,084.5
<i>Female, 2011</i>						
Quarter 1	1,239,436	1,239,436	1,239,436	18,933,250	654.63	4,338,711.7
Quarter 2	282,939	282,939	282,939	17,772,916	159.20	4,274,900.9
Quarter 3	193,259	193,259	193,259	17,689,258	109.25	4,294,580.3
Quarter 4	143,953	143,953	143,953	17,498,022	82.27	4,286,434.1
<i>Female, 2012</i>						
Quarter 1	200,173	200,173	200,173	17,762,967	112.69	4,228,777.5
Quarter 2	167,450	167,450	167,450	17,768,534	94.24	4,210,773.3
Quarter 3	146,742	146,742	146,742	17,804,699	82.42	4,253,521.7
Quarter 4	125,538	125,538	125,538	18,841,383	66.63	4,263,911.8
<i>Female, 2013</i>						
Quarter 1	176,226	176,226	176,226	17,734,704	99.37	4,229,813.9
Quarter 2	159,199	159,199	159,199	17,639,609	90.25	4,262,163.5
Quarter 3	139,979	139,979	139,979	17,743,666	78.89	4,319,193.1
Quarter 4	115,505	115,505	115,505	17,590,240	65.66	4,312,356.0
<i>Female, 2014</i>						
Quarter 1	252,623	252,623	252,623	19,622,828	128.74	4,682,229.3
Quarter 2	182,700	182,700	182,700	19,442,349	93.97	4,697,722.1
Quarter 3	150,289	150,289	150,289	19,525,486	76.97	4,756,455.5
Quarter 4	123,613	123,613	123,613	19,410,743	63.68	4,750,455.1

**Table 3. Summary of Loop Diuretic Users in the Sentinel Distributed Database (SDD) between January 1, 2000 and March 31, 2021, Cross-Stratified by Year-Quarter and Sex**

	New Users	New Episodes	Adjusted Dispensings	Eligible Members <sup>1</sup>	New Users per 10,000 Eligible Members <sup>1</sup>	Eligible Member-Years <sup>1</sup>
<i>Female, 2015</i>						
Quarter 1	180,725	180,725	180,725	20,236,584	89.31	4,837,608.5
Quarter 2	166,033	166,033	166,033	20,277,917	81.88	4,906,088.9
Quarter 3	146,036	146,036	146,036	20,380,277	71.66	4,971,154.6
Quarter 4	123,273	123,273	123,273	20,344,084	60.59	4,985,290.8
<i>Female, 2016</i>						
Quarter 1	176,019	176,019	176,019	21,124,678	83.32	5,047,524.4
Quarter 2	156,734	156,734	156,734	21,222,325	73.85	5,057,267.7
Quarter 3	141,195	141,195	141,195	21,341,751	66.16	5,127,765.1
Quarter 4	121,367	121,367	121,367	23,243,973	52.21	5,154,881.8
<i>Female, 2017</i>						
Quarter 1	165,087	165,087	165,087	21,177,018	77.96	5,068,277.3
Quarter 2	150,720	150,720	150,720	21,131,211	71.33	5,117,433.3
Quarter 3	135,432	135,432	135,432	21,220,756	63.82	5,183,133.3
Quarter 4	116,260	116,260	116,260	21,269,356	54.66	5,211,866.1
<i>Female, 2018</i>						
Quarter 1	151,714	151,714	151,714	21,312,964	71.18	5,110,536.3
Quarter 2	149,741	149,741	149,741	21,244,616	70.48	5,148,006.0
Quarter 3	132,716	132,716	132,716	21,293,178	62.33	5,198,218.0
Quarter 4	113,634	113,634	113,634	21,236,171	53.51	5,209,492.1
<i>Female, 2019</i>						
Quarter 1	142,203	142,203	142,203	21,094,417	67.41	5,062,315.9
Quarter 2	143,337	143,337	143,337	21,081,096	67.99	5,107,821.1
Quarter 3	130,020	130,020	130,020	21,211,274	61.30	5,175,391.1
Quarter 4	109,812	109,812	109,812	21,116,320	52.00	5,188,792.2
<i>Female, 2020</i>						
Quarter 1	152,116	152,116	152,116	21,094,604	72.11	5,056,598.6
Quarter 2	120,052	120,052	120,052	21,117,767	56.85	5,054,010.2
Quarter 3	122,362	122,362	122,362	21,278,605	57.50	5,118,317.3
Quarter 4	104,326	104,326	104,326	22,905,956	45.55	5,130,511.8
<i>Female, 2021</i>						
Quarter 1	114,667	114,667	114,667	15,628,373	73.37	3,623,565.7
<i>Male, 2000</i>						
Quarter 1	0	0	0	0	NaN	0.0
Quarter 2	0	0	0	0	NaN	0.0
Quarter 3	0	0	0	0	NaN	0.0
Quarter 4	866	866	866	259,866	33.32	711.5

**Table 3. Summary of Loop Diuretic Users in the Sentinel Distributed Database (SDD) between January 1, 2000 and March 31, 2021, Cross-Stratified by Year-Quarter and Sex**

	New Users	New Episodes	Adjusted Dispensings	Eligible Members <sup>1</sup>	New Users per 10,000 Eligible Members <sup>1</sup>	Eligible Member-Years <sup>1</sup>
<i>Male, 2001</i>						
Quarter 1	15,307	15,307	15,307	270,155	566.60	61,947.4
Quarter 2	2,844	2,844	2,844	259,588	109.56	62,581.2
Quarter 3	2,307	2,307	2,307	262,889	87.76	64,193.2
Quarter 4	1,988	1,988	1,988	266,603	74.57	65,026.6
<i>Male, 2002</i>						
Quarter 1	2,147	2,147	2,147	256,192	83.80	61,124.1
Quarter 2	2,264	2,264	2,264	261,376	86.62	61,486.2
Quarter 3	2,144	2,144	2,144	256,569	83.56	62,428.9
Quarter 4	1,828	1,828	1,828	254,072	71.95	57,876.9
<i>Male, 2003</i>						
Quarter 1	1,904	1,904	1,904	225,773	84.33	53,483.7
Quarter 2	2,140	2,140	2,140	222,192	96.31	52,679.0
Quarter 3	1,923	1,923	1,923	219,633	87.56	53,239.4
Quarter 4	1,601	1,601	1,601	216,929	73.80	52,729.3
<i>Male, 2004</i>						
Quarter 1	1,959	1,959	1,959	218,921	89.48	51,979.9
Quarter 2	1,881	1,881	1,881	219,984	85.51	51,922.5
Quarter 3	1,883	1,883	1,883	220,275	85.48	52,141.5
Quarter 4	1,695	1,695	1,695	218,900	77.43	51,918.3
<i>Male, 2005</i>						
Quarter 1	1,841	1,841	1,841	216,645	84.98	50,433.8
Quarter 2	1,810	1,810	1,810	214,884	84.23	51,232.5
Quarter 3	1,342	1,342	1,342	220,194	60.95	47,642.5
Quarter 4	1,119	1,119	1,119	180,167	62.11	42,605.5
<i>Male, 2006</i>						
Quarter 1	392	392	392	129,231	30.33	29,242.0
Quarter 2	373	373	373	125,921	29.62	29,358.4
Quarter 3	361	361	361	123,645	29.20	29,644.3
Quarter 4	258	258	258	125,130	20.62	29,717.3
<i>Male, 2007</i>						
Quarter 1	40,161	40,161	40,161	3,339,992	120.24	782,035.2
Quarter 2	11,860	11,860	11,860	3,359,802	35.30	799,246.4
Quarter 3	8,247	8,247	8,247	3,380,132	24.40	812,541.2
Quarter 4	7,297	7,297	7,297	3,480,165	20.97	843,806.4
<i>Male, 2008</i>						
Quarter 1	45,266	45,266	45,266	4,442,111	101.90	1,033,550.8
Quarter 2	17,087	17,087	17,087	4,463,694	38.28	1,040,525.8
Quarter 3	13,058	13,058	13,058	4,457,748	29.29	1,054,114.5
Quarter 4	12,709	12,709	12,709	10,488,276	12.12	1,075,081.4

**Table 3. Summary of Loop Diuretic Users in the Sentinel Distributed Database (SDD) between January 1, 2000 and March 31, 2021, Cross-Stratified by Year-Quarter and Sex**

	New Users	New Episodes	Adjusted Dispensings	Eligible Members <sup>1</sup>	New Users per 10,000 Eligible Members <sup>1</sup>	Eligible Member-Years <sup>1</sup>
<i>Male, 2009</i>						
Quarter 1	69,100	69,100	69,100	9,802,233	70.49	2,285,066.3
Quarter 2	28,939	28,939	28,939	9,702,004	29.83	2,307,587.3
Quarter 3	22,599	22,599	22,599	9,793,025	23.08	2,342,204.0
Quarter 4	19,573	19,573	19,573	9,661,190	20.26	2,343,129.5
<i>Male, 2010</i>						
Quarter 1	28,125	28,125	28,125	9,459,560	29.73	2,226,151.0
Quarter 2	22,411	22,411	22,411	9,356,441	23.95	2,236,294.8
Quarter 3	19,044	19,044	19,044	9,335,732	20.40	2,243,192.1
Quarter 4	16,950	16,950	16,950	9,175,826	18.47	2,230,578.9
<i>Male, 2011</i>						
Quarter 1	625,007	625,007	625,007	15,093,269	414.10	3,503,808.7
Quarter 2	145,513	145,513	145,513	14,555,392	99.97	3,495,625.4
Quarter 3	104,263	104,263	104,263	14,581,298	71.50	3,533,649.3
Quarter 4	86,395	86,395	86,395	14,492,310	59.61	3,542,604.0
<i>Male, 2012</i>						
Quarter 1	129,098	129,098	129,098	14,779,169	87.35	3,501,915.7
Quarter 2	96,408	96,408	96,408	14,851,156	64.92	3,501,653.1
Quarter 3	86,446	86,446	86,446	14,929,286	57.90	3,553,226.3
Quarter 4	80,994	80,994	80,994	15,895,765	50.95	3,572,936.4
<i>Male, 2013</i>						
Quarter 1	125,647	125,647	125,647	14,923,915	84.19	3,550,748.1
Quarter 2	97,194	97,194	97,194	14,875,398	65.34	3,585,348.0
Quarter 3	87,377	87,377	87,377	15,001,750	58.24	3,645,128.6
Quarter 4	78,300	78,300	78,300	14,889,016	52.59	3,643,231.3
<i>Male, 2014</i>						
Quarter 1	188,761	188,761	188,761	16,803,612	112.33	4,001,947.4
Quarter 2	117,327	117,327	117,327	16,686,232	70.31	4,021,535.4
Quarter 3	97,419	97,419	97,419	16,777,300	58.07	4,078,858.3
Quarter 4	88,066	88,066	88,066	16,711,100	52.70	4,077,901.2
<i>Male, 2015</i>						
Quarter 1	137,460	137,460	137,460	17,391,727	79.04	4,148,446.7
Quarter 2	109,933	109,933	109,933	17,462,524	62.95	4,213,183.5
Quarter 3	99,030	99,030	99,030	17,576,325	56.34	4,279,808.4
Quarter 4	90,043	90,043	90,043	17,576,589	51.23	4,294,512.1
<i>Male, 2016</i>						
Quarter 1	136,246	136,246	136,246	18,224,814	74.76	4,339,323.6
Quarter 2	108,287	108,287	108,287	18,357,324	58.99	4,353,695.3
Quarter 3	99,156	99,156	99,156	18,472,808	53.68	4,422,504.8
Quarter 4	91,419	91,419	91,419	20,249,484	45.15	4,451,546.7



**Table 3. Summary of Loop Diuretic Users in the Sentinel Distributed Database (SDD) between January 1, 2000 and March 31, 2021, Cross-Stratified by Year-Quarter and Sex**

	New Users	New Episodes	Adjusted Dispensings	Eligible Members <sup>1</sup>	New Users per 10,000 Eligible Members <sup>1</sup>	Eligible Member-Years <sup>1</sup>
<i>Male, 2017</i>						
Quarter 1	131,651	131,651	131,651	18,396,328	71.56	4,391,073.9
Quarter 2	107,445	107,445	107,445	18,387,584	58.43	4,439,710.0
Quarter 3	98,760	98,760	98,760	18,482,638	53.43	4,504,662.7
Quarter 4	90,898	90,898	90,898	18,562,546	48.97	4,534,493.9
<i>Male, 2018</i>						
Quarter 1	125,077	125,077	125,077	18,572,239	67.35	4,442,381.0
Quarter 2	108,554	108,554	108,554	18,512,724	58.64	4,472,564.6
Quarter 3	97,469	97,469	97,469	18,558,176	52.52	4,521,424.2
Quarter 4	90,766	90,766	90,766	18,519,867	49.01	4,530,856.7
<i>Male, 2019</i>						
Quarter 1	119,209	119,209	119,209	18,394,112	64.81	4,403,090.8
Quarter 2	106,807	106,807	106,807	18,379,254	58.11	4,439,453.3
Quarter 3	97,108	97,108	97,108	18,482,306	52.54	4,500,082.2
Quarter 4	89,121	89,121	89,121	18,415,086	48.40	4,512,609.7
<i>Male, 2020</i>						
Quarter 1	125,963	125,963	125,963	18,589,825	67.76	4,440,542.9
Quarter 2	93,643	93,643	93,643	18,606,904	50.33	4,435,263.6
Quarter 3	95,370	95,370	95,370	18,713,475	50.96	4,487,151.4
Quarter 4	86,482	86,482	86,482	20,168,568	42.88	4,492,100.6
<i>Male, 2021</i>						
Quarter 1	96,700	96,700	96,700	13,061,666	74.03	3,017,461.9
<b>Torsemide</b>						
<i>Female, 2000</i>						
Quarter 1	0	0	0	0	NaN	0.0
Quarter 2	0	0	0	0	NaN	0.0
Quarter 3	0	0	0	0	NaN	0.0
Quarter 4	*****	*****	*****	*****	0.77	1,244.6
<i>Female, 2001</i>						
Quarter 1	853	853	853	470,162	18.14	112,516.2
Quarter 2	408	408	408	473,324	8.62	115,045.0
Quarter 3	378	378	378	481,043	7.86	118,000.9
Quarter 4	349	349	349	487,059	7.17	119,636.0
<i>Female, 2002</i>						
Quarter 1	371	371	371	471,228	7.87	113,068.1
Quarter 2	506	506	506	479,806	10.55	114,155.7
Quarter 3	410	410	410	474,532	8.64	116,203.0
Quarter 4	317	317	317	473,359	6.70	111,325.6

**Table 3. Summary of Loop Diuretic Users in the Sentinel Distributed Database (SDD) between January 1, 2000 and March 31, 2021, Cross-Stratified by Year-Quarter and Sex**

	New Users	New Episodes	Adjusted Dispensings	Eligible Members <sup>1</sup>	New Users per 10,000 Eligible Members <sup>1</sup>	Eligible Member-Years <sup>1</sup>
<i>Female, 2003</i>						
Quarter 1	325	325	325	439,348	7.40	104,969.9
Quarter 2	359	359	359	436,309	8.23	104,488.6
Quarter 3	411	411	411	433,489	9.48	105,760.8
Quarter 4	286	286	286	431,871	6.62	105,493.4
<i>Female, 2004</i>						
Quarter 1	314	314	314	436,371	7.20	104,350.1
Quarter 2	381	381	381	440,028	8.66	104,803.1
Quarter 3	371	371	371	442,093	8.39	105,859.0
Quarter 4	308	308	308	442,202	6.97	106,040.9
<i>Female, 2005</i>						
Quarter 1	276	276	276	437,958	6.30	103,290.5
Quarter 2	288	288	288	437,594	6.58	105,153.3
Quarter 3	191	191	191	446,474	4.28	100,812.2
Quarter 4	134	134	134	395,306	3.39	94,457.8
<i>Female, 2006</i>						
Quarter 1	44	44	44	279,654	1.57	64,145.2
Quarter 2	50	50	50	271,506	1.84	64,015.2
Quarter 3	47	47	47	267,950	1.75	64,390.9
Quarter 4	42	42	42	270,248	1.55	64,248.4
<i>Female, 2007</i>						
Quarter 1	3,905	3,905	3,905	3,693,642	10.57	872,097.7
Quarter 2	1,211	1,211	1,211	3,753,795	3.23	896,081.0
Quarter 3	782	782	782	3,776,081	2.07	910,701.5
Quarter 4	639	639	639	3,876,287	1.65	942,690.2
<i>Female, 2008</i>						
Quarter 1	2,726	2,726	2,726	4,951,470	5.51	1,163,330.9
Quarter 2	1,225	1,225	1,225	5,010,788	2.44	1,176,255.7
Quarter 3	992	992	992	5,024,378	1.97	1,193,089.2
Quarter 4	869	869	869	11,478,795	0.76	1,217,919.5
<i>Female, 2009</i>						
Quarter 1	5,595	5,595	5,595	10,686,859	5.24	2,510,837.3
Quarter 2	2,370	2,370	2,370	10,663,273	2.22	2,549,361.4
Quarter 3	1,770	1,770	1,770	10,785,506	1.64	2,590,129.1
Quarter 4	1,439	1,439	1,439	10,664,504	1.35	2,595,823.7
<i>Female, 2010</i>						
Quarter 1	1,835	1,835	1,835	10,406,723	1.76	2,460,687.8
Quarter 2	1,791	1,791	1,791	10,323,543	1.73	2,477,394.6
Quarter 3	1,517	1,517	1,517	10,327,863	1.47	2,487,958.2
Quarter 4	1,144	1,144	1,144	10,136,822	1.13	2,472,106.0

**Table 3. Summary of Loop Diuretic Users in the Sentinel Distributed Database (SDD) between January 1, 2000 and March 31, 2021, Cross-Stratified by Year-Quarter and Sex**

	New Users	New Episodes	Adjusted Dispensings	Eligible Members <sup>1</sup>	New Users per 10,000 Eligible Members <sup>1</sup>	Eligible Member-Years <sup>1</sup>
<i>Female, 2011</i>						
Quarter 1	58,828	58,828	58,828	19,246,783	30.57	4,606,721.5
Quarter 2	14,187	14,187	14,187	19,219,228	7.38	4,665,030.2
Quarter 3	9,960	9,960	9,960	19,339,440	5.15	4,728,893.1
Quarter 4	7,796	7,796	7,796	19,266,628	4.05	4,743,225.3
<i>Female, 2012</i>						
Quarter 1	10,825	10,825	10,825	19,553,800	5.54	4,692,721.4
Quarter 2	9,092	9,092	9,092	19,670,771	4.62	4,697,571.8
Quarter 3	8,250	8,250	8,250	19,789,627	4.17	4,764,929.2
Quarter 4	7,403	7,403	7,403	20,894,233	3.54	4,788,116.1
<i>Female, 2013</i>						
Quarter 1	10,602	10,602	10,602	19,769,263	5.36	4,744,674.1
Quarter 2	9,612	9,612	9,612	19,748,599	4.87	4,799,065.1
Quarter 3	8,763	8,763	8,763	19,921,060	4.40	4,877,898.2
Quarter 4	7,826	7,826	7,826	19,820,636	3.95	4,880,648.4
<i>Female, 2014</i>						
Quarter 1	17,040	17,040	17,040	21,823,719	7.81	5,247,795.3
Quarter 2	14,139	14,139	14,139	21,788,900	6.49	5,295,015.0
Quarter 3	10,439	10,439	10,439	21,942,396	4.76	5,375,381.8
Quarter 4	9,005	9,005	9,005	21,877,485	4.12	5,377,777.1
<i>Female, 2015</i>						
Quarter 1	12,518	12,518	12,518	22,666,020	5.52	5,448,033.1
Quarter 2	11,736	11,736	11,736	22,770,841	5.15	5,537,272.1
Quarter 3	10,636	10,636	10,636	22,931,221	4.64	5,622,651.5
Quarter 4	9,907	9,907	9,907	22,941,542	4.32	5,645,239.6
<i>Female, 2016</i>						
Quarter 1	13,105	13,105	13,105	23,697,517	5.53	5,699,505.3
Quarter 2	12,226	12,226	12,226	23,862,440	5.12	5,722,825.2
Quarter 3	11,230	11,230	11,230	24,033,721	4.67	5,813,414.2
Quarter 4	10,421	10,421	10,421	25,990,534	4.01	5,848,129.0
<i>Female, 2017</i>						
Quarter 1	13,743	13,743	13,743	23,839,893	5.76	5,733,681.0
Quarter 2	13,112	13,112	13,112	23,840,510	5.50	5,799,830.3
Quarter 3	13,144	13,144	13,144	23,970,939	5.48	5,882,965.8
Quarter 4	11,403	11,403	11,403	24,051,748	4.74	5,916,952.3
<i>Female, 2018</i>						
Quarter 1	14,209	14,209	14,209	24,024,051	5.91	5,785,359.4
Quarter 2	14,649	14,649	14,649	23,982,542	6.11	5,837,043.3
Quarter 3	13,542	13,542	13,542	24,064,351	5.63	5,902,747.8
Quarter 4	13,034	13,034	13,034	24,032,775	5.42	5,917,598.3

**Table 3. Summary of Loop Diuretic Users in the Sentinel Distributed Database (SDD) between January 1, 2000 and March 31, 2021, Cross-Stratified by Year-Quarter and Sex**

	New Users	New Episodes	Adjusted Dispensings	Eligible Members <sup>1</sup>	New Users per 10,000 Eligible Members <sup>1</sup>	Eligible Member-Years <sup>1</sup>
<i>Female, 2019</i>						
Quarter 1	15,089	15,089	15,089	23,812,974	6.34	5,738,244.0
Quarter 2	16,055	16,055	16,055	23,820,002	6.74	5,795,995.7
Quarter 3	15,182	15,182	15,182	23,974,817	6.33	5,877,082.0
Quarter 4	14,239	14,239	14,239	23,896,626	5.96	5,893,006.2
<i>Female, 2020</i>						
Quarter 1	18,193	18,193	18,193	23,761,357	7.66	5,727,264.3
Quarter 2	13,646	13,646	13,646	23,808,569	5.73	5,725,667.0
Quarter 3	15,395	15,395	15,395	23,970,743	6.42	5,799,793.9
Quarter 4	13,855	13,855	13,855	25,613,790	5.41	5,811,471.2
<i>Female, 2021</i>						
Quarter 1	15,262	15,262	15,262	18,062,134	8.45	4,201,562.8
<i>Male, 2000</i>						
Quarter 1	0	0	0	0	NaN	0.0
Quarter 2	0	0	0	0	NaN	0.0
Quarter 3	0	0	0	0	NaN	0.0
Quarter 4	*****	*****	*****	*****	0.35	711.5
<i>Male, 2001</i>						
Quarter 1	409	409	409	271,010	15.09	64,785.4
Quarter 2	153	153	153	274,858	5.57	66,655.0
Quarter 3	141	141	141	280,218	5.03	68,753.0
Quarter 4	158	158	158	285,399	5.54	69,906.0
<i>Male, 2002</i>						
Quarter 1	167	167	167	275,994	6.05	66,135.4
Quarter 2	193	193	193	282,350	6.84	66,871.1
Quarter 3	163	163	163	278,742	5.85	68,175.9
Quarter 4	136	136	136	277,402	4.90	63,813.6
<i>Male, 2003</i>						
Quarter 1	161	161	161	249,521	6.45	59,415.8
Quarter 2	176	176	176	246,537	7.14	58,860.5
Quarter 3	176	176	176	244,977	7.18	59,732.4
Quarter 4	126	126	126	243,100	5.18	59,367.0
<i>Male, 2004</i>						
Quarter 1	142	142	142	245,546	5.78	58,702.5
Quarter 2	157	157	157	247,401	6.35	58,819.2
Quarter 3	152	152	152	248,446	6.12	59,300.0
Quarter 4	131	131	131	247,683	5.29	59,204.3

**Table 3. Summary of Loop Diuretic Users in the Sentinel Distributed Database (SDD) between January 1, 2000 and March 31, 2021, Cross-Stratified by Year-Quarter and Sex**

	New Users	New Episodes	Adjusted Dispensings	Eligible Members <sup>1</sup>	New Users per 10,000 Eligible Members <sup>1</sup>	Eligible Member-Years <sup>1</sup>
<i>Male, 2005</i>						
Quarter 1	121	121	121	245,821	4.92	57,652.0
Quarter 2	134	134	134	244,413	5.48	58,653.1
Quarter 3	78	78	78	250,513	3.11	54,787.5
Quarter 4	72	72	72	206,660	3.48	49,164.6
<i>Male, 2006</i>						
Quarter 1	16	16	16	140,010	1.14	31,685.3
Quarter 2	21	21	21	135,293	1.55	31,639.4
Quarter 3	17	17	17	132,617	1.28	31,893.0
Quarter 4	13	13	13	134,072	0.97	31,947.0
<i>Male, 2007</i>						
Quarter 1	2,622	2,622	2,622	3,348,783	7.83	789,998.7
Quarter 2	694	694	694	3,404,505	2.04	811,585.7
Quarter 3	488	488	488	3,433,230	1.42	826,673.2
Quarter 4	427	427	427	3,538,184	1.21	859,049.0
<i>Male, 2008</i>						
Quarter 1	2,246	2,246	2,246	4,502,122	4.99	1,054,953.1
Quarter 2	903	903	903	4,561,833	1.98	1,066,603.9
Quarter 3	698	698	698	4,566,513	1.53	1,082,615.7
Quarter 4	703	703	703	10,603,976	0.66	1,105,033.3
<i>Male, 2009</i>						
Quarter 1	4,313	4,313	4,313	9,915,005	4.35	2,321,618.2
Quarter 2	1,689	1,689	1,689	9,869,547	1.71	2,351,982.2
Quarter 3	1,300	1,300	1,300	9,977,831	1.30	2,390,356.1
Quarter 4	1,123	1,123	1,123	9,855,307	1.14	2,393,375.0
<i>Male, 2010</i>						
Quarter 1	1,594	1,594	1,594	9,643,898	1.65	2,273,869.0
Quarter 2	1,270	1,270	1,270	9,555,136	1.33	2,287,476.1
Quarter 3	1,105	1,105	1,105	9,544,447	1.16	2,297,016.7
Quarter 4	1,072	1,072	1,072	9,391,306	1.14	2,285,910.3
<i>Male, 2011</i>						
Quarter 1	31,784	31,784	31,784	15,294,292	20.78	3,647,151.2
Quarter 2	7,977	7,977	7,977	15,320,783	5.21	3,701,335.5
Quarter 3	5,703	5,703	5,703	15,445,901	3.69	3,760,933.0
Quarter 4	5,145	5,145	5,145	15,416,702	3.34	3,782,105.6
<i>Male, 2012</i>						
Quarter 1	7,956	7,956	7,956	15,713,842	5.06	3,746,741.2
Quarter 2	5,949	5,949	5,949	15,860,415	3.75	3,760,380.9
Quarter 3	5,340	5,340	5,340	15,983,161	3.34	3,825,196.5
Quarter 4	5,459	5,459	5,459	16,988,476	3.21	3,852,851.8

**Table 3. Summary of Loop Diuretic Users in the Sentinel Distributed Database (SDD) between January 1, 2000 and March 31, 2021, Cross-Stratified by Year-Quarter and Sex**

	New Users	New Episodes	Adjusted Dispensings	Eligible Members <sup>1</sup>	New Users per 10,000 Eligible Members <sup>1</sup>	Eligible Member-Years <sup>1</sup>
<i>Male, 2013</i>						
Quarter 1	8,376	8,376	8,376	16,006,582	5.23	3,828,208.0
Quarter 2	7,007	7,007	7,007	16,020,844	4.37	3,877,735.1
Quarter 3	6,254	6,254	6,254	16,186,793	3.86	3,949,870.8
Quarter 4	6,040	6,040	6,040	16,106,951	3.75	3,954,621.7
<i>Male, 2014</i>						
Quarter 1	13,666	13,666	13,666	18,005,927	7.59	4,316,455.0
Quarter 2	10,407	10,407	10,407	18,005,611	5.78	4,358,503.4
Quarter 3	7,665	7,665	7,665	18,141,109	4.23	4,428,784.0
Quarter 4	7,276	7,276	7,276	18,107,006	4.02	4,434,286.3
<i>Male, 2015</i>						
Quarter 1	10,885	10,885	10,885	18,769,643	5.80	4,498,314.6
Quarter 2	9,374	9,374	9,374	18,899,299	4.96	4,578,000.6
Quarter 3	8,330	8,330	8,330	19,050,483	4.37	4,657,364.6
Quarter 4	8,412	8,412	8,412	19,083,560	4.41	4,678,718.6
<i>Male, 2016</i>						
Quarter 1	11,904	11,904	11,904	19,716,866	6.04	4,720,749.2
Quarter 2	10,123	10,123	10,123	19,908,621	5.08	4,745,919.2
Quarter 3	9,369	9,369	9,369	20,059,228	4.67	4,827,591.9
Quarter 4	9,337	9,337	9,337	21,872,779	4.27	4,862,776.4
<i>Male, 2017</i>						
Quarter 1	12,829	12,829	12,829	19,971,326	6.42	4,787,904.4
Quarter 2	11,178	11,178	11,178	20,010,730	5.59	4,849,769.0
Quarter 3	11,082	11,082	11,082	20,135,843	5.50	4,926,526.1
Quarter 4	10,571	10,571	10,571	20,241,767	5.22	4,961,436.0
<i>Male, 2018</i>						
Quarter 1	13,793	13,793	13,793	20,208,386	6.83	4,852,822.8
Quarter 2	12,896	12,896	12,896	20,185,774	6.39	4,894,962.8
Quarter 3	11,950	11,950	11,950	20,257,991	5.90	4,954,601.4
Quarter 4	12,194	12,194	12,194	20,241,162	6.02	4,968,260.1
<i>Male, 2019</i>						
Quarter 1	15,274	15,274	15,274	20,071,657	7.61	4,822,961.4
Quarter 2	14,481	14,481	14,481	20,086,963	7.21	4,869,894.3
Quarter 3	13,454	13,454	13,454	20,211,842	6.66	4,940,304.3
Quarter 4	13,334	13,334	13,334	20,161,323	6.61	4,956,294.8
<i>Male, 2020</i>						
Quarter 1	17,844	17,844	17,844	20,277,059	8.80	4,867,621.0
Quarter 2	12,898	12,898	12,898	20,325,938	6.35	4,865,603.2
Quarter 3	13,953	13,953	13,953	20,439,726	6.83	4,925,160.9
Quarter 4	13,723	13,723	13,723	21,910,176	6.26	4,931,345.7

**Table 3. Summary of Loop Diuretic Users in the Sentinel Distributed Database (SDD) between January 1, 2000 and March 31, 2021, Cross-Stratified by Year-Quarter and Sex**

	New Users	New Episodes	Adjusted Dispensings	Eligible Members <sup>1</sup>	New Users per 10,000 Eligible Members <sup>1</sup>	Eligible Member-Years <sup>1</sup>
<i>Male, 2021</i>						
Quarter 1	15,175	15,175	15,175	14,617,451	10.38	3,387,381.6
<i>Ethacrynic Acid</i>						
<i>Female, 2000</i>						
Quarter 1	0	0	0	0	NaN	0.0
Quarter 2	0	0	0	0	NaN	0.0
Quarter 3	0	0	0	0	NaN	0.0
Quarter 4	*****	*****	*****	*****	0.09	1,244.6
<i>Female, 2001</i>						
Quarter 1	46	46	46	470,193	0.98	112,649.8
Quarter 2	*****	*****	*****	*****	0.32	115,286.7
Quarter 3	*****	*****	*****	*****	0.21	118,331.0
Quarter 4	13	13	13	488,521	0.27	120,039.2
<i>Female, 2002</i>						
Quarter 1	*****	*****	*****	*****	0.04	113,529.5
Quarter 2	*****	*****	*****	*****	0.19	114,712.7
Quarter 3	*****	*****	*****	*****	0.08	116,855.4
Quarter 4	*****	*****	*****	*****	0.06	112,042.8
<i>Female, 2003</i>						
Quarter 1	0	0	0	442,269	0.00	105,710.4
Quarter 2	*****	*****	*****	*****	0.05	105,286.1
Quarter 3	*****	*****	*****	*****	0.07	106,638.4
Quarter 4	*****	*****	*****	*****	0.09	106,421.2
<i>Female, 2004</i>						
Quarter 1	*****	*****	*****	*****	0.05	105,303.1
Quarter 2	*****	*****	*****	*****	0.11	105,806.4
Quarter 3	*****	*****	*****	*****	0.16	106,931.6
Quarter 4	*****	*****	*****	*****	0.11	107,164.2
<i>Female, 2005</i>						
Quarter 1	*****	*****	*****	*****	0.11	104,417.8
Quarter 2	*****	*****	*****	*****	0.07	106,320.4
Quarter 3	*****	*****	*****	*****	0.04	101,955.3
Quarter 4	*****	*****	*****	*****	0.10	95,523.4
<i>Female, 2006</i>						
Quarter 1	*****	*****	*****	*****	0.04	64,477.0
Quarter 2	0	0	0	272,774	0.00	64,327.4
Quarter 3	0	0	0	269,182	0.00	64,700.5
Quarter 4	*****	*****	*****	*****	0.04	64,557.0

**Table 3. Summary of Loop Diuretic Users in the Sentinel Distributed Database (SDD) between January 1, 2000 and March 31, 2021, Cross-Stratified by Year-Quarter and Sex**

	New Users	New Episodes	Adjusted Dispensings	Eligible Members <sup>1</sup>	New Users per 10,000 Eligible Members <sup>1</sup>	Eligible Member-Years <sup>1</sup>
<i>Female, 2007</i>						
Quarter 1	85	85	85	3,694,862	0.23	872,980.6
Quarter 2	31	31	31	3,758,710	0.08	897,431.6
Quarter 3	*****	*****	*****	*****	0.06	912,248.0
Quarter 4	33	33	33	3,882,652	0.08	944,344.6
<i>Female, 2008</i>						
Quarter 1	75	75	75	4,957,997	0.15	1,165,329.4
Quarter 2	39	39	39	5,019,553	0.08	1,178,552.3
Quarter 3	39	39	39	5,033,876	0.08	1,195,566.7
Quarter 4	25	25	25	11,488,784	0.02	1,220,485.8
<i>Female, 2009</i>						
Quarter 1	220	220	220	10,696,519	0.21	2,513,963.5
Quarter 2	110	110	110	10,677,619	0.10	2,553,147.4
Quarter 3	99	99	99	10,801,299	0.09	2,594,234.9
Quarter 4	87	87	87	10,681,043	0.08	2,600,094.9
<i>Female, 2010</i>						
Quarter 1	85	85	85	10,422,193	0.08	2,464,638.8
Quarter 2	105	105	105	10,339,943	0.10	2,481,617.4
Quarter 3	76	76	76	10,345,152	0.07	2,492,422.3
Quarter 4	65	65	65	10,154,725	0.06	2,476,684.0
<i>Female, 2011</i>						
Quarter 1	1,524	1,524	1,524	19,263,430	0.79	4,619,966.2
Quarter 2	517	517	517	19,290,951	0.27	4,684,445.2
Quarter 3	429	429	429	19,421,689	0.22	4,750,551.5
Quarter 4	339	339	339	19,355,091	0.18	4,766,148.1
<i>Female, 2012</i>						
Quarter 1	468	468	468	19,643,934	0.24	4,716,182.6
Quarter 2	410	410	410	19,767,292	0.21	4,722,328.7
Quarter 3	364	364	364	19,890,712	0.18	4,791,065.1
Quarter 4	373	373	373	20,999,360	0.18	4,815,064.3
<i>Female, 2013</i>						
Quarter 1	498	498	498	19,874,037	0.25	4,771,332.1
Quarter 2	446	446	446	19,858,418	0.22	4,827,175.8
Quarter 3	434	434	434	20,035,480	0.22	4,907,393.0
Quarter 4	378	378	378	19,938,691	0.19	4,910,930.5
<i>Female, 2014</i>						
Quarter 1	647	647	647	21,941,034	0.29	5,278,212.5
Quarter 2	461	461	461	21,916,922	0.21	5,328,239.9
Quarter 3	403	403	403	22,078,166	0.18	5,410,379.7
Quarter 4	339	339	339	22,017,669	0.15	5,413,664.2



**Table 3. Summary of Loop Diuretic Users in the Sentinel Distributed Database (SDD) between January 1, 2000 and March 31, 2021, Cross-Stratified by Year-Quarter and Sex**

	New Users	New Episodes	Adjusted Dispensings	Eligible Members <sup>1</sup>	New Users per 10,000 Eligible Members <sup>1</sup>	Eligible Member-Years <sup>1</sup>
<i>Female, 2015</i>						
Quarter 1	415	415	415	22,805,632	0.18	5,483,336.9
Quarter 2	412	412	412	22,915,703	0.18	5,574,182.1
Quarter 3	327	327	327	23,080,971	0.14	5,661,105.0
Quarter 4	233	233	233	23,095,254	0.10	5,684,583.1
<i>Female, 2016</i>						
Quarter 1	280	280	280	23,851,672	0.12	5,738,832.4
Quarter 2	233	233	233	24,022,095	0.10	5,763,382.4
Quarter 3	219	219	219	24,198,339	0.09	5,855,617.4
Quarter 4	250	250	250	26,160,035	0.10	5,891,266.4
<i>Female, 2017</i>						
Quarter 1	293	293	293	24,005,567	0.12	5,775,457.3
Quarter 2	266	266	266	24,011,311	0.11	5,843,229.2
Quarter 3	209	209	209	24,147,027	0.09	5,928,198.8
Quarter 4	229	229	229	24,233,338	0.09	5,963,395.7
<i>Female, 2018</i>						
Quarter 1	307	307	307	24,203,313	0.13	5,830,376.2
Quarter 2	357	357	357	24,166,356	0.15	5,883,825.5
Quarter 3	257	257	257	24,253,885	0.11	5,951,423.4
Quarter 4	189	189	189	24,227,119	0.08	5,967,381.1
<i>Female, 2019</i>						
Quarter 1	205	205	205	24,005,012	0.09	5,786,490.4
Quarter 2	172	172	172	24,016,778	0.07	5,846,096.8
Quarter 3	168	168	168	24,177,624	0.07	5,929,209.1
Quarter 4	136	136	136	24,104,883	0.06	5,946,426.0
<i>Female, 2020</i>						
Quarter 1	186	186	186	23,966,178	0.08	5,779,582.6
Quarter 2	126	126	126	24,019,942	0.05	5,778,753.9
Quarter 3	154	154	154	24,184,448	0.06	5,854,518.5
Quarter 4	213	213	213	25,832,527	0.08	5,867,147.8
<i>Female, 2021</i>						
Quarter 1	171	171	171	18,263,647	0.09	4,250,210.2
<i>Male, 2000</i>						
Quarter 1	0	0	0	0	NaN	0.0
Quarter 2	0	0	0	0	NaN	0.0
Quarter 3	0	0	0	0	NaN	0.0
Quarter 4	*****	*****	*****	*****	0.04	711.5

**Table 3. Summary of Loop Diuretic Users in the Sentinel Distributed Database (SDD) between January 1, 2000 and March 31, 2021, Cross-Stratified by Year-Quarter and Sex**

	New Users	New Episodes	Adjusted Dispensings	Eligible Members <sup>1</sup>	New Users per 10,000 Eligible Members <sup>1</sup>	Eligible Member-Years <sup>1</sup>
<i>Male, 2001</i>						
Quarter 1	15	15	15	271,018	0.55	64,850.7
Quarter 2	*****	*****	*****	*****	0.15	66,766.4
Quarter 3	*****	*****	*****	*****	0.14	68,892.6
Quarter 4	0	0	0	285,993	0.00	70,071.7
<i>Male, 2002</i>						
Quarter 1	*****	*****	*****	*****	0.04	66,326.3
Quarter 2	0	0	0	283,189	0.00	67,100.2
Quarter 3	*****	*****	*****	*****	0.04	68,440.6
Quarter 4	*****	*****	*****	*****	0.04	64,096.5
<i>Male, 2003</i>						
Quarter 1	*****	*****	*****	*****	0.04	59,710.3
Quarter 2	0	0	0	247,760	0.00	59,177.6
Quarter 3	*****	*****	*****	*****	0.04	60,083.6
Quarter 4	0	0	0	244,546	0.00	59,740.5
<i>Male, 2004</i>						
Quarter 1	0	0	0	247,061	0.00	59,087.0
Quarter 2	0	0	0	248,979	0.00	59,222.7
Quarter 3	*****	*****	*****	*****	0.16	59,729.5
Quarter 4	*****	*****	*****	*****	0.08	59,649.8
<i>Male, 2005</i>						
Quarter 1	*****	*****	*****	*****	0.12	58,091.7
Quarter 2	0	0	0	246,215	0.00	59,108.6
Quarter 3	*****	*****	*****	*****	0.04	55,229.0
Quarter 4	0	0	0	208,315	0.00	49,573.4
<i>Male, 2006</i>						
Quarter 1	*****	*****	*****	*****	0.07	31,828.0
Quarter 2	0	0	0	135,815	0.00	31,762.7
Quarter 3	0	0	0	133,099	0.00	32,014.2
Quarter 4	0	0	0	134,545	0.00	32,064.3
<i>Male, 2007</i>						
Quarter 1	36	36	36	3,349,242	0.11	790,513.2
Quarter 2	17	17	17	3,407,424	0.05	812,382.0
Quarter 3	*****	*****	*****	*****	0.02	827,575.8
Quarter 4	18	18	18	3,541,899	0.05	860,020.2
<i>Male, 2008</i>						
Quarter 1	19	19	19	4,505,907	0.04	1,056,219.4
Quarter 2	18	18	18	4,567,569	0.04	1,068,111.5
Quarter 3	14	14	14	4,572,772	0.03	1,084,245.6
Quarter 4	24	24	24	10,610,585	0.02	1,106,747.0

**Table 3. Summary of Loop Diuretic Users in the Sentinel Distributed Database (SDD) between January 1, 2000 and March 31, 2021, Cross-Stratified by Year-Quarter and Sex**

	New Users	New Episodes	Adjusted Dispensings	Eligible Members <sup>1</sup>	New Users per 10,000 Eligible Members <sup>1</sup>	Eligible Member-Years <sup>1</sup>
<i>Male, 2009</i>						
Quarter 1	91	91	91	9,921,411	0.09	2,323,778.8
Quarter 2	34	34	34	9,879,583	0.03	2,354,636.8
Quarter 3	24	24	24	9,988,857	0.02	2,393,224.0
Quarter 4	41	41	41	9,866,855	0.04	2,396,360.2
<i>Male, 2010</i>						
Quarter 1	43	43	43	9,654,684	0.04	2,276,661.9
Quarter 2	37	37	37	9,566,714	0.04	2,290,449.4
Quarter 3	26	26	26	9,556,509	0.03	2,300,127.0
Quarter 4	36	36	36	9,403,678	0.04	2,289,091.4
<i>Male, 2011</i>						
Quarter 1	489	489	489	15,305,857	0.32	3,654,840.6
Quarter 2	173	173	173	15,362,017	0.11	3,712,463.1
Quarter 3	142	142	142	15,492,701	0.09	3,773,239.3
Quarter 4	132	132	132	15,466,732	0.09	3,795,118.2
<i>Male, 2012</i>						
Quarter 1	157	157	157	15,764,703	0.10	3,760,198.5
Quarter 2	134	134	134	15,916,222	0.08	3,774,750.7
Quarter 3	140	140	140	16,041,841	0.09	3,840,369.2
Quarter 4	128	128	128	17,049,421	0.08	3,868,576.5
<i>Male, 2013</i>						
Quarter 1	209	209	209	16,067,596	0.13	3,843,987.0
Quarter 2	145	145	145	16,086,347	0.09	3,894,630.6
Quarter 3	154	154	154	16,255,598	0.09	3,967,702.2
Quarter 4	135	135	135	16,178,517	0.08	3,973,087.4
<i>Male, 2014</i>						
Quarter 1	278	278	278	18,077,382	0.15	4,335,371.3
Quarter 2	175	175	175	18,086,075	0.10	4,379,525.9
Quarter 3	129	129	129	18,227,178	0.07	4,451,046.5
Quarter 4	122	122	122	18,196,094	0.07	4,457,198.1
<i>Male, 2015</i>						
Quarter 1	158	158	158	18,858,579	0.08	4,521,093.3
Quarter 2	134	134	134	18,993,334	0.07	4,602,135.7
Quarter 3	117	117	117	19,148,529	0.06	4,682,634.1
Quarter 4	113	113	113	19,184,766	0.06	4,704,769.8
<i>Male, 2016</i>						
Quarter 1	120	120	120	19,818,466	0.06	4,747,039.9
Quarter 2	102	102	102	20,016,004	0.05	4,773,387.3
Quarter 3	113	113	113	20,170,887	0.06	4,856,341.8
Quarter 4	104	104	104	21,988,293	0.05	4,892,342.4

**Table 3. Summary of Loop Diuretic Users in the Sentinel Distributed Database (SDD) between January 1, 2000 and March 31, 2021, Cross-Stratified by Year-Quarter and Sex**

	New Users	New Episodes	Adjusted Dispensings	Eligible Members <sup>1</sup>	New Users per 10,000 Eligible Members <sup>1</sup>	Eligible Member-Years <sup>1</sup>
<i>Male, 2017</i>						
Quarter 1	98	98	98	20,084,349	0.05	4,816,743.0
Quarter 2	94	94	94	20,129,419	0.05	4,880,114.0
Quarter 3	104	104	104	20,259,112	0.05	4,958,356.7
Quarter 4	78	78	78	20,369,704	0.04	4,994,362.5
<i>Male, 2018</i>						
Quarter 1	136	136	136	20,335,192	0.07	4,885,050.9
Quarter 2	162	162	162	20,318,333	0.08	4,928,895.3
Quarter 3	83	83	83	20,395,686	0.04	4,990,155.8
Quarter 4	77	77	77	20,383,473	0.04	5,004,959.5
<i>Male, 2019</i>						
Quarter 1	81	81	81	20,213,241	0.04	4,858,972.5
Quarter 2	64	64	64	20,235,041	0.03	4,907,841.7
Quarter 3	55	55	55	20,365,776	0.03	4,980,024.6
Quarter 4	74	74	74	20,320,307	0.04	4,997,289.3
<i>Male, 2020</i>						
Quarter 1	61	61	61	20,434,595	0.03	4,908,263.1
Quarter 2	64	64	64	20,490,970	0.03	4,907,227.8
Quarter 3	50	50	50	20,607,733	0.02	4,968,351.4
Quarter 4	88	88	88	22,082,766	0.04	4,975,547.4
<i>Male, 2021</i>						
Quarter 1	92	92	92	14,775,259	0.06	3,425,599.3
<b>First Use with 365 Days of Enrollment, and 365 Day Washout</b>						
<i>Loop Diuretics</i>						
<i>Female, 2000</i>						
Quarter 1	0	0	0	0	NaN	0.0
Quarter 2	0	0	0	0	NaN	0.0
Quarter 3	0	0	0	0	NaN	0.0
Quarter 4	36	36	37	401,261	0.90	1,098.6
<i>Female, 2001</i>						
Quarter 1	3,719	3,719	3,742	417,378	89.10	99,308.6
Quarter 2	4,899	4,899	4,929	420,975	116.37	101,441.9
Quarter 3	4,254	4,254	4,289	427,579	99.49	103,974.6
Quarter 4	3,476	3,476	3,498	432,810	80.31	105,559.3
<i>Female, 2002</i>						
Quarter 1	3,809	3,809	3,832	416,311	91.49	99,298.8
Quarter 2	5,045	5,045	5,088	423,472	119.13	99,727.1
Quarter 3	4,327	4,327	4,352	415,636	104.11	101,025.4
Quarter 4	3,390	3,390	3,407	412,433	82.20	95,930.8

**Table 3. Summary of Loop Diuretic Users in the Sentinel Distributed Database (SDD) between January 1, 2000 and March 31, 2021, Cross-Stratified by Year-Quarter and Sex**

	New Users	New Episodes	Adjusted Dispensings	Eligible Members <sup>1</sup>	New Users per 10,000 Eligible Members <sup>1</sup>	Eligible Member-Years <sup>1</sup>
<i>Female, 2003</i>						
Quarter 1	3,430	3,430	3,462	378,135	90.71	89,788.5
Quarter 2	4,480	4,480	4,507	374,079	119.76	88,754.6
Quarter 3	4,143	4,143	4,172	369,107	112.24	89,270.6
Quarter 4	3,067	3,067	3,084	365,648	83.88	88,701.8
<i>Female, 2004</i>						
Quarter 1	3,873	3,873	3,893	368,926	104.98	87,461.3
Quarter 2	4,090	4,090	4,100	370,962	110.25	87,513.7
Quarter 3	3,824	3,824	3,845	370,960	103.08	87,902.6
Quarter 4	2,891	2,891	2,908	369,438	78.25	87,774.0
<i>Female, 2005</i>						
Quarter 1	2,855	2,855	2,873	364,494	78.33	85,302.0
Quarter 2	3,594	3,594	3,610	363,685	98.82	86,664.5
Quarter 3	2,481	2,481	2,493	370,549	66.95	82,827.2
Quarter 4	1,784	1,784	1,788	327,447	54.48	77,726.6
<i>Female, 2006</i>						
Quarter 1	781	781	783	252,120	30.98	57,770.3
Quarter 2	1,015	1,015	1,019	246,676	41.15	57,887.6
Quarter 3	976	976	977	244,411	39.93	58,338.7
Quarter 4	647	647	653	246,801	26.22	58,355.0
<i>Female, 2007</i>						
Quarter 1	8,801	8,801	8,837	3,578,026	24.60	843,730.1
Quarter 2	11,746	11,746	11,818	3,638,097	32.29	866,360.4
Quarter 3	10,467	10,467	10,503	3,660,561	28.59	880,147.4
Quarter 4	8,534	8,534	8,575	3,759,000	22.70	912,040.5
<i>Female, 2008</i>						
Quarter 1	14,541	14,541	14,593	4,758,723	30.56	1,115,671.1
Quarter 2	18,769	18,769	18,868	4,818,658	38.95	1,127,066.7
Quarter 3	16,610	16,610	16,682	4,827,778	34.41	1,142,087.9
Quarter 4	13,792	13,792	13,866	11,134,711	12.39	1,165,979.8
<i>Female, 2009</i>						
Quarter 1	25,464	25,464	25,591	10,368,974	24.56	2,431,815.9
Quarter 2	32,717	32,717	32,886	10,346,810	31.62	2,467,305.3
Quarter 3	29,035	29,035	29,167	10,462,452	27.75	2,505,717.9
Quarter 4	23,554	23,554	23,650	10,337,933	22.78	2,511,145.8
<i>Female, 2010</i>						
Quarter 1	23,949	23,949	24,096	10,082,926	23.75	2,379,830.7
Quarter 2	31,970	31,970	32,109	9,997,137	31.98	2,393,283.9
Quarter 3	27,750	27,750	27,885	9,989,516	27.78	2,400,333.9
Quarter 4	20,852	20,852	20,945	9,790,235	21.30	2,383,233.7

**Table 3. Summary of Loop Diuretic Users in the Sentinel Distributed Database (SDD) between January 1, 2000 and March 31, 2021, Cross-Stratified by Year-Quarter and Sex**

	New Users	New Episodes	Adjusted Dispensings	Eligible Members <sup>1</sup>	New Users per 10,000 Eligible Members <sup>1</sup>	Eligible Member-Years <sup>1</sup>
<i>Female, 2011</i>						
Quarter 1	135,105	135,105	135,886	17,221,829	78.45	4,104,946.5
Quarter 2	160,989	160,989	161,854	17,252,680	93.31	4,156,774.0
Quarter 3	141,851	141,851	142,573	17,364,706	81.69	4,212,357.2
Quarter 4	118,396	118,396	119,026	17,287,640	68.49	4,230,110.7
<i>Female, 2012</i>						
Quarter 1	134,774	134,774	135,553	17,525,058	76.90	4,178,402.2
Quarter 2	150,684	150,684	151,608	17,622,434	85.51	4,176,755.0
Quarter 3	133,657	133,657	134,354	17,698,585	75.52	4,228,185.3
Quarter 4	114,970	114,970	115,616	18,670,551	61.58	4,245,745.4
<i>Female, 2013</i>						
Quarter 1	122,765	122,765	123,569	17,607,674	69.72	4,205,054.1
Quarter 2	149,238	149,238	150,166	17,579,150	84.89	4,246,522.3
Quarter 3	130,164	130,164	130,933	17,698,732	73.54	4,307,207.0
Quarter 4	109,365	109,365	110,020	17,563,938	62.27	4,304,621.4
<i>Female, 2014</i>						
Quarter 1	123,645	123,645	124,592	19,396,569	63.75	4,643,887.2
Quarter 2	155,469	155,469	156,454	19,357,592	80.31	4,678,444.2
Quarter 3	136,398	136,398	137,225	19,477,040	70.03	4,743,629.5
Quarter 4	115,438	115,438	116,123	19,387,623	59.54	4,743,389.9
<i>Female, 2015</i>						
Quarter 1	124,928	124,928	125,883	20,138,074	62.04	4,820,307.1
Quarter 2	153,409	153,409	154,461	20,238,949	75.80	4,896,503.8
Quarter 3	135,557	135,557	136,434	20,354,336	66.60	4,964,540.8
Quarter 4	115,471	115,471	116,274	20,331,332	56.79	4,981,694.2
<i>Female, 2016</i>						
Quarter 1	125,204	125,204	126,165	21,030,492	59.53	5,033,704.5
Quarter 2	145,840	145,840	146,890	21,178,338	68.86	5,050,068.1
Quarter 3	131,376	131,376	132,256	21,310,352	61.65	5,122,621.5
Quarter 4	112,743	112,743	113,643	23,141,805	48.72	5,151,831.4
<i>Female, 2017</i>						
Quarter 1	120,724	120,724	121,774	21,104,334	57.20	5,056,488.5
Quarter 2	141,397	141,397	142,483	21,104,055	67.00	5,111,059.0
Quarter 3	126,212	126,212	127,251	21,199,523	59.54	5,178,106.4
Quarter 4	108,710	108,710	109,574	21,255,380	51.14	5,208,570.1
<i>Female, 2018</i>						
Quarter 1	115,211	115,211	116,252	21,248,348	54.22	5,099,521.1
Quarter 2	141,260	141,260	142,534	21,216,322	66.58	5,141,377.6
Quarter 3	123,297	123,297	124,324	21,267,505	57.97	5,192,375.5
Quarter 4	106,698	106,698	107,734	21,217,355	50.29	5,205,089.5

**Table 3. Summary of Loop Diuretic Users in the Sentinel Distributed Database (SDD) between January 1, 2000 and March 31, 2021, Cross-Stratified by Year-Quarter and Sex**

	New Users	New Episodes	Adjusted Dispensings	Eligible Members <sup>1</sup>	New Users per 10,000 Eligible Members <sup>1</sup>	Eligible Member-Years <sup>1</sup>
<i>Female, 2019</i>						
Quarter 1	110,904	110,904	112,077	21,030,754	52.73	5,051,023.7
Quarter 2	135,197	135,197	136,524	21,045,823	64.24	5,099,723.7
Quarter 3	122,203	122,203	123,500	21,178,697	57.70	5,167,776.8
Quarter 4	103,706	103,706	104,849	21,089,124	49.18	5,182,185.9
<i>Female, 2020</i>						
Quarter 1	105,648	105,648	106,829	20,985,173	50.34	5,038,872.0
Quarter 2	107,466	107,466	108,781	21,050,300	51.05	5,041,777.1
Quarter 3	111,931	111,931	113,213	21,217,826	52.75	5,107,009.7
Quarter 4	95,376	95,376	96,476	22,754,225	41.92	5,120,484.4
<i>Female, 2021</i>						
Quarter 1	89,539	89,539	90,325	15,551,334	57.58	3,610,758.9
<i>Male, 2000</i>						
Quarter 1	0	0	0	0	NaN	0.0
Quarter 2	0	0	0	0	NaN	0.0
Quarter 3	0	0	0	0	NaN	0.0
Quarter 4	21	21	21	239,694	0.88	656.2
<i>Male, 2001</i>						
Quarter 1	1,578	1,578	1,584	250,859	62.90	59,784.7
Quarter 2	1,760	1,760	1,771	254,896	69.05	61,527.5
Quarter 3	1,731	1,731	1,744	259,954	66.59	63,474.2
Quarter 4	1,557	1,557	1,566	264,724	58.82	64,570.9
<i>Male, 2002</i>						
Quarter 1	1,755	1,755	1,771	254,883	68.86	60,848.2
Quarter 2	1,904	1,904	1,914	260,455	73.10	61,310.0
Quarter 3	1,841	1,841	1,851	255,997	71.91	62,328.6
Quarter 4	1,540	1,540	1,552	253,716	60.70	57,840.8
<i>Male, 2003</i>						
Quarter 1	1,599	1,599	1,613	225,496	70.91	53,482.6
Quarter 2	1,829	1,829	1,844	221,962	82.40	52,692.1
Quarter 3	1,739	1,739	1,756	219,641	79.17	53,274.3
Quarter 4	1,400	1,400	1,411	217,065	64.50	52,796.5
<i>Male, 2004</i>						
Quarter 1	1,827	1,827	1,840	219,050	83.41	52,057.0
Quarter 2	1,662	1,662	1,678	219,982	75.55	51,988.3
Quarter 3	1,671	1,671	1,681	220,278	75.86	52,216.6
Quarter 4	1,384	1,384	1,395	218,824	63.25	51,993.4

**Table 3. Summary of Loop Diuretic Users in the Sentinel Distributed Database (SDD) between January 1, 2000 and March 31, 2021, Cross-Stratified by Year-Quarter and Sex**

	New Users	New Episodes	Adjusted Dispensings	Eligible Members <sup>1</sup>	New Users per 10,000 Eligible Members <sup>1</sup>	Eligible Member-Years <sup>1</sup>
<i>Male, 2005</i>						
Quarter 1	1,498	1,498	1,514	216,491	69.19	50,498.8
Quarter 2	1,512	1,512	1,521	214,791	70.39	51,287.9
Quarter 3	993	993	996	220,061	45.12	47,688.7
Quarter 4	890	890	895	180,199	49.39	42,655.3
<i>Male, 2006</i>						
Quarter 1	299	299	304	129,097	23.16	29,243.0
Quarter 2	312	312	312	125,959	24.77	29,374.6
Quarter 3	314	314	314	124,086	25.31	29,712.3
Quarter 4	252	252	253	125,822	20.03	29,865.0
<i>Male, 2007</i>						
Quarter 1	6,098	6,098	6,140	3,283,172	18.57	773,815.5
Quarter 2	6,712	6,712	6,755	3,338,617	20.10	794,681.7
Quarter 3	6,069	6,069	6,104	3,367,329	18.02	809,332.9
Quarter 4	5,778	5,778	5,813	3,471,553	16.64	841,559.9
<i>Male, 2008</i>						
Quarter 1	11,351	11,351	11,427	4,382,484	25.90	1,025,277.7
Quarter 2	11,883	11,883	11,958	4,441,437	26.75	1,035,852.9
Quarter 3	10,986	10,986	11,047	4,443,841	24.72	1,050,827.5
Quarter 4	10,191	10,191	10,256	10,379,780	9.82	1,072,519.1
<i>Male, 2009</i>						
Quarter 1	19,192	19,192	19,317	9,708,290	19.77	2,270,216.3
Quarter 2	20,571	20,571	20,712	9,662,951	21.29	2,298,772.5
Quarter 3	18,686	18,686	18,802	9,767,473	19.13	2,335,834.8
Quarter 4	17,231	17,231	17,338	9,643,787	17.87	2,338,561.1
<i>Male, 2010</i>						
Quarter 1	18,306	18,306	18,436	9,433,217	19.41	2,221,169.0
Quarter 2	19,619	19,619	19,730	9,341,544	21.00	2,232,772.8
Quarter 3	17,440	17,440	17,555	9,325,172	18.70	2,240,532.5
Quarter 4	15,998	15,998	16,111	9,168,186	17.45	2,228,570.5
<i>Male, 2011</i>						
Quarter 1	81,313	81,313	81,839	14,249,226	57.06	3,387,687.0
Quarter 2	85,042	85,042	85,565	14,296,452	59.48	3,437,522.1
Quarter 3	76,763	76,763	77,254	14,413,189	53.26	3,492,075.5
Quarter 4	71,452	71,452	71,889	14,380,686	49.69	3,513,392.2
<i>Male, 2012</i>						
Quarter 1	82,269	82,269	82,877	14,633,052	56.22	3,473,091.1
Quarter 2	83,341	83,341	83,871	14,759,978	56.46	3,482,045.1
Quarter 3	75,376	75,376	75,843	14,857,957	50.73	3,537,706.0
Quarter 4	71,379	71,379	71,868	15,768,029	45.27	3,560,844.8



**Table 3. Summary of Loop Diuretic Users in the Sentinel Distributed Database (SDD) between January 1, 2000 and March 31, 2021, Cross-Stratified by Year-Quarter and Sex**

	New Users	New Episodes	Adjusted Dispensings	Eligible Members <sup>1</sup>	New Users per 10,000 Eligible Members <sup>1</sup>	Eligible Member-Years <sup>1</sup>
<i>Male, 2013</i>						
Quarter 1	81,419	81,419	82,112	14,823,223	54.93	3,532,301.9
Quarter 2	87,037	87,037	87,765	14,822,656	58.72	3,573,155.3
Quarter 3	77,411	77,411	77,939	14,957,554	51.75	3,634,792.4
Quarter 4	72,116	72,116	72,688	14,856,535	48.54	3,635,218.3
<i>Male, 2014</i>						
Quarter 1	87,980	87,980	88,819	16,619,533	52.94	3,970,795.2
Quarter 2	95,608	95,608	96,362	16,607,814	57.57	4,004,394.5
Quarter 3	84,695	84,695	85,296	16,722,041	50.65	4,065,775.9
Quarter 4	79,931	79,931	80,591	16,673,267	47.94	4,068,435.5
<i>Male, 2015</i>						
Quarter 1	90,939	90,939	91,747	17,295,271	52.58	4,131,280.3
Quarter 2	97,948	97,948	98,841	17,412,139	56.25	4,201,923.7
Quarter 3	87,880	87,880	88,614	17,533,020	50.12	4,270,143.5
Quarter 4	82,907	82,907	83,692	17,543,408	47.26	4,286,727.8
<i>Male, 2016</i>						
Quarter 1	92,502	92,502	93,372	18,125,462	51.03	4,323,262.3
Quarter 2	97,382	97,382	98,272	18,297,320	53.22	4,342,798.8
Quarter 3	88,571	88,571	89,365	18,420,668	48.08	4,412,725.3
Quarter 4	83,366	83,366	84,232	20,139,890	41.39	4,443,083.6
<i>Male, 2017</i>						
Quarter 1	92,969	92,969	93,989	18,309,054	50.78	4,375,550.8
Quarter 2	97,649	97,649	98,618	18,337,341	53.25	4,428,460.3
Quarter 3	88,825	88,825	89,737	18,434,724	48.18	4,494,012.6
Quarter 4	83,543	83,543	84,495	18,520,738	45.11	4,524,912.7
<i>Male, 2018</i>						
Quarter 1	92,617	92,617	93,742	18,488,921	50.09	4,426,692.4
Quarter 2	99,492	99,492	100,684	18,459,500	53.90	4,460,604.0
Quarter 3	87,897	87,897	88,860	18,506,125	47.50	4,509,749.8
Quarter 4	84,359	84,359	85,418	18,473,790	45.66	4,520,159.3
<i>Male, 2019</i>						
Quarter 1	91,364	91,364	92,691	18,310,532	49.90	4,386,797.7
Quarter 2	98,680	98,680	100,038	18,319,768	53.87	4,425,947.2
Quarter 3	89,226	89,226	90,394	18,423,981	48.43	4,486,658.0
Quarter 4	82,878	82,878	84,084	18,361,250	45.14	4,499,907.1
<i>Male, 2020</i>						
Quarter 1	88,289	88,289	89,590	18,471,087	47.80	4,419,129.8
Quarter 2	83,333	83,333	84,633	18,521,127	44.99	4,418,193.0
Quarter 3	86,288	86,288	87,546	18,632,265	46.31	4,470,487.7
Quarter 4	79,343	79,343	80,474	20,014,816	39.64	4,476,200.2

**Table 3. Summary of Loop Diuretic Users in the Sentinel Distributed Database (SDD) between January 1, 2000 and March 31, 2021, Cross-Stratified by Year-Quarter and Sex**

	New Users	New Episodes	Adjusted Dispensings	Eligible Members <sup>1</sup>	New Users per 10,000 Eligible Members <sup>1</sup>	Eligible Member-Years <sup>1</sup>
<i>Male, 2021</i>						
Quarter 1	75,841	75,841	76,667	12,969,792	58.48	3,000,386.1
<i>Bumetanide</i>						
<i>Female, 2000</i>						
Quarter 1	0	0	0	0	NaN	0.0
Quarter 2	0	0	0	0	NaN	0.0
Quarter 3	0	0	0	0	NaN	0.0
Quarter 4	*****	*****	*****	*****	0.02	1,098.6
<i>Female, 2001</i>						
Quarter 1	55	55	55	417,378	1.32	99,308.6
Quarter 2	97	97	97	420,975	2.30	101,441.9
Quarter 3	71	71	71	427,579	1.66	103,974.6
Quarter 4	67	67	67	432,810	1.55	105,559.3
<i>Female, 2002</i>						
Quarter 1	84	84	84	416,945	2.01	99,356.6
Quarter 2	114	114	114	425,515	2.68	100,037.4
Quarter 3	92	92	92	419,178	2.19	101,686.1
Quarter 4	83	83	83	417,179	1.99	96,896.6
<i>Female, 2003</i>						
Quarter 1	87	87	87	383,902	2.27	90,987.2
Quarter 2	114	114	114	381,259	2.99	90,241.8
Quarter 3	84	84	84	377,825	2.22	91,133.5
Quarter 4	77	77	77	375,549	2.05	90,898.9
<i>Female, 2004</i>						
Quarter 1	102	102	102	379,935	2.68	89,898.4
Quarter 2	113	113	113	383,328	2.95	90,220.6
Quarter 3	96	96	96	384,745	2.50	90,947.4
Quarter 4	70	70	70	384,331	1.82	91,137.7
<i>Female, 2005</i>						
Quarter 1	82	82	82	380,138	2.16	88,816.5
Quarter 2	82	82	82	380,468	2.16	90,431.8
Quarter 3	60	60	60	388,671	1.54	86,674.5
Quarter 4	44	44	44	344,398	1.28	81,573.1
<i>Female, 2006</i>						
Quarter 1	*****	*****	*****	*****	0.65	59,798.1
Quarter 2	*****	*****	*****	*****	0.78	60,002.5
Quarter 3	*****	*****	*****	*****	0.82	60,747.8
Quarter 4	*****	*****	*****	*****	0.46	61,063.6

**Table 3. Summary of Loop Diuretic Users in the Sentinel Distributed Database (SDD) between January 1, 2000 and March 31, 2021, Cross-Stratified by Year-Quarter and Sex**

	New Users	New Episodes	Adjusted Dispensings	Eligible Members <sup>1</sup>	New Users per 10,000 Eligible Members <sup>1</sup>	Eligible Member-Years <sup>1</sup>
<i>Female, 2007</i>						
Quarter 1	234	234	234	3,590,461	0.65	846,567.1
Quarter 2	333	333	333	3,650,929	0.91	869,339.3
Quarter 3	241	241	241	3,673,702	0.66	883,233.6
Quarter 4	216	216	216	3,772,387	0.57	915,216.5
<i>Female, 2008</i>						
Quarter 1	391	391	391	4,773,680	0.82	1,118,966.4
Quarter 2	535	535	535	4,836,854	1.11	1,130,919.4
Quarter 3	464	464	464	4,849,786	0.96	1,146,822.1
Quarter 4	399	399	399	11,159,544	0.36	1,171,552.4
<i>Female, 2009</i>						
Quarter 1	753	753	753	10,396,212	0.72	2,437,724.7
Quarter 2	953	953	953	10,378,548	0.92	2,474,110.4
Quarter 3	862	862	862	10,499,480	0.82	2,513,557.6
Quarter 4	694	694	694	10,377,466	0.67	2,519,989.6
<i>Female, 2010</i>						
Quarter 1	747	747	747	10,126,154	0.74	2,389,097.2
Quarter 2	1,008	1,008	1,008	10,049,193	1.00	2,404,284.7
Quarter 3	822	822	822	10,051,661	0.82	2,413,773.0
Quarter 4	709	709	709	9,859,109	0.72	2,398,734.8
<i>Female, 2011</i>						
Quarter 1	3,941	3,941	3,941	17,290,050	2.28	4,119,990.0
Quarter 2	4,544	4,544	4,544	17,329,393	2.62	4,173,549.7
Quarter 3	3,945	3,945	3,945	17,450,725	2.26	4,231,494.6
Quarter 4	3,409	3,409	3,409	17,379,852	1.96	4,251,205.6
<i>Female, 2012</i>						
Quarter 1	4,071	4,071	4,071	17,631,325	2.31	4,200,366.7
Quarter 2	4,316	4,316	4,316	17,768,523	2.43	4,205,861.5
Quarter 3	3,776	3,776	3,776	17,891,548	2.11	4,268,125.7
Quarter 4	3,408	3,408	3,408	18,901,129	1.80	4,295,736.1
<i>Female, 2013</i>						
Quarter 1	4,007	4,007	4,007	17,864,435	2.24	4,260,124.8
Quarter 2	4,697	4,697	4,697	17,876,682	2.63	4,310,351.7
Quarter 3	4,140	4,140	4,140	18,038,994	2.30	4,381,697.9
Quarter 4	3,634	3,634	3,634	17,937,587	2.03	4,388,704.9
<i>Female, 2014</i>						
Quarter 1	3,671	3,671	3,671	19,788,150	1.86	4,730,551.3
Quarter 2	3,511	3,511	3,511	19,785,526	1.77	4,772,763.3
Quarter 3	3,638	3,638	3,638	19,941,418	1.82	4,847,525.7
Quarter 4	3,307	3,307	3,307	19,879,707	1.66	4,855,888.0

**Table 3. Summary of Loop Diuretic Users in the Sentinel Distributed Database (SDD) between January 1, 2000 and March 31, 2021, Cross-Stratified by Year-Quarter and Sex**

	New Users	New Episodes	Adjusted Dispensings	Eligible Members <sup>1</sup>	New Users per 10,000 Eligible Members <sup>1</sup>	Eligible Member-Years <sup>1</sup>
<i>Female, 2015</i>						
Quarter 1	3,687	3,687	3,687	20,646,397	1.79	4,934,116.1
Quarter 2	4,480	4,480	4,480	20,781,511	2.16	5,017,442.1
Quarter 3	4,091	4,091	4,091	20,934,184	1.95	5,095,661.4
Quarter 4	3,559	3,559	3,559	20,940,223	1.70	5,121,928.8
<i>Female, 2016</i>						
Quarter 1	3,989	3,989	3,989	21,657,326	1.84	5,176,535.3
Quarter 2	4,569	4,569	4,569	21,839,571	2.09	5,198,973.5
Quarter 3	4,080	4,080	4,080	22,008,293	1.85	5,281,956.5
Quarter 4	3,877	3,877	3,877	23,872,029	1.62	5,319,893.4
<i>Female, 2017</i>						
Quarter 1	4,116	4,116	4,116	21,836,446	1.88	5,222,486.0
Quarter 2	4,818	4,818	4,818	21,863,733	2.20	5,283,688.2
Quarter 3	4,355	4,355	4,355	21,988,880	1.98	5,359,797.5
Quarter 4	3,867	3,867	3,867	22,068,343	1.75	5,397,791.3
<i>Female, 2018</i>						
Quarter 1	3,898	3,898	3,898	22,062,379	1.77	5,284,826.3
Quarter 2	4,458	4,458	4,458	22,053,368	2.02	5,332,300.8
Quarter 3	4,301	4,301	4,301	22,127,327	1.94	5,391,077.7
Quarter 4	3,817	3,817	3,817	22,096,574	1.73	5,410,303.6
<i>Female, 2019</i>						
Quarter 1	4,102	4,102	4,102	21,904,256	1.87	5,250,623.6
Quarter 2	4,740	4,740	4,740	21,940,783	2.16	5,304,245.2
Quarter 3	4,570	4,570	4,570	22,096,031	2.07	5,380,091.1
Quarter 4	4,221	4,221	4,221	22,020,765	1.92	5,400,498.9
<i>Female, 2020</i>						
Quarter 1	4,248	4,248	4,248	21,889,033	1.94	5,247,698.1
Quarter 2	4,142	4,142	4,142	21,971,828	1.89	5,254,015.8
Quarter 3	4,146	4,146	4,146	22,162,044	1.87	5,326,129.0
Quarter 4	3,792	3,792	3,792	23,716,010	1.60	5,344,849.9
<i>Female, 2021</i>						
Quarter 1	3,711	3,711	3,711	16,428,040	2.26	3,806,194.7
<i>Male, 2000</i>						
Quarter 1	0	0	0	0	NaN	0.0
Quarter 2	0	0	0	0	NaN	0.0
Quarter 3	0	0	0	0	NaN	0.0
Quarter 4	0	0	0	239,694	0.00	656.2

**Table 3. Summary of Loop Diuretic Users in the Sentinel Distributed Database (SDD) between January 1, 2000 and March 31, 2021, Cross-Stratified by Year-Quarter and Sex**

	New Users	New Episodes	Adjusted Dispensings	Eligible Members <sup>1</sup>	New Users per 10,000 Eligible Members <sup>1</sup>	Eligible Member-Years <sup>1</sup>
<i>Male, 2001</i>						
Quarter 1	28	28	28	250,859	1.12	59,784.7
Quarter 2	31	31	31	254,896	1.22	61,527.5
Quarter 3	28	28	28	259,954	1.08	63,474.2
Quarter 4	22	22	22	264,724	0.83	64,570.9
<i>Male, 2002</i>						
Quarter 1	44	44	44	255,118	1.72	60,869.6
Quarter 2	49	49	49	261,142	1.88	61,414.9
Quarter 3	26	26	26	257,213	1.01	62,556.8
Quarter 4	42	42	42	255,402	1.64	58,179.4
<i>Male, 2003</i>						
Quarter 1	32	32	32	227,577	1.41	53,912.0
Quarter 2	41	41	41	224,544	1.83	53,231.0
Quarter 3	36	36	36	222,740	1.62	53,942.0
Quarter 4	32	32	32	220,603	1.45	53,583.3
<i>Male, 2004</i>						
Quarter 1	40	40	40	223,112	1.79	52,945.5
Quarter 2	46	46	46	224,580	2.05	52,991.1
Quarter 3	36	36	36	225,376	1.60	53,346.7
Quarter 4	29	29	29	224,320	1.29	53,231.8
<i>Male, 2005</i>						
Quarter 1	26	26	26	222,269	1.17	51,784.5
Quarter 2	27	27	27	220,927	1.22	52,669.2
Quarter 3	17	17	17	226,675	0.75	49,090.0
Quarter 4	29	29	29	186,299	1.56	44,035.5
<i>Male, 2006</i>						
Quarter 1	*****	*****	*****	*****	0.68	29,843.5
Quarter 2	*****	*****	*****	*****	0.31	29,994.3
Quarter 3	*****	*****	*****	*****	0.79	30,423.4
Quarter 4	*****	*****	*****	*****	0.39	30,684.3
<i>Male, 2007</i>						
Quarter 1	152	152	152	3,287,307	0.46	774,739.8
Quarter 2	152	152	152	3,342,848	0.45	795,674.4
Quarter 3	115	115	115	3,371,568	0.34	810,344.0
Quarter 4	124	124	124	3,475,855	0.36	842,590.2
<i>Male, 2008</i>						
Quarter 1	298	298	298	4,387,785	0.68	1,026,385.5
Quarter 2	299	299	299	4,448,549	0.67	1,037,309.4
Quarter 3	272	272	272	4,452,956	0.61	1,052,747.3
Quarter 4	258	258	258	10,390,594	0.25	1,074,902.7

**Table 3. Summary of Loop Diuretic Users in the Sentinel Distributed Database (SDD) between January 1, 2000 and March 31, 2021, Cross-Stratified by Year-Quarter and Sex**

	New Users	New Episodes	Adjusted Dispensings	Eligible Members <sup>1</sup>	New Users per 10,000 Eligible Members <sup>1</sup>	Eligible Member-Years <sup>1</sup>
<i>Male, 2009</i>						
Quarter 1	500	500	500	9,720,941	0.51	2,272,862.7
Quarter 2	532	532	532	9,678,431	0.55	2,302,035.8
Quarter 3	507	507	507	9,785,918	0.52	2,339,672.2
Quarter 4	485	485	485	9,663,723	0.50	2,342,943.3
<i>Male, 2010</i>						
Quarter 1	511	511	511	9,455,624	0.54	2,225,849.7
Quarter 2	560	560	560	9,368,965	0.60	2,238,536.9
Quarter 3	558	558	558	9,357,848	0.60	2,247,612.3
Quarter 4	508	508	508	9,205,044	0.55	2,236,783.6
<i>Male, 2011</i>						
Quarter 1	2,476	2,476	2,476	14,286,829	1.73	3,395,834.2
Quarter 2	2,314	2,314	2,314	14,338,740	1.61	3,446,797.5
Quarter 3	2,127	2,127	2,127	14,460,320	1.47	3,502,577.0
Quarter 4	2,150	2,150	2,150	14,431,713	1.49	3,524,991.9
<i>Male, 2012</i>						
Quarter 1	2,462	2,462	2,462	14,692,409	1.68	3,485,255.9
Quarter 2	2,437	2,437	2,437	14,839,698	1.64	3,498,224.3
Quarter 3	2,231	2,231	2,231	14,959,711	1.49	3,559,096.0
Quarter 4	2,085	2,085	2,085	15,889,646	1.31	3,587,182.1
<i>Male, 2013</i>						
Quarter 1	2,771	2,771	2,771	14,959,025	1.85	3,561,271.8
Quarter 2	2,844	2,844	2,844	14,978,841	1.90	3,606,913.0
Quarter 3	2,474	2,474	2,474	15,134,606	1.63	3,673,874.9
Quarter 4	2,409	2,409	2,409	15,051,680	1.60	3,679,090.1
<i>Male, 2014</i>						
Quarter 1	2,762	2,762	2,762	16,825,650	1.64	4,016,097.9
Quarter 2	2,192	2,192	2,192	16,833,372	1.30	4,054,238.2
Quarter 3	2,368	2,368	2,368	16,966,348	1.40	4,120,786.8
Quarter 4	2,319	2,319	2,319	16,933,993	1.37	4,127,941.7
<i>Male, 2015</i>						
Quarter 1	2,824	2,824	2,824	17,566,551	1.61	4,191,572.4
Quarter 2	3,125	3,125	3,125	17,701,779	1.77	4,266,645.9
Quarter 3	2,687	2,687	2,687	17,842,081	1.51	4,340,380.3
Quarter 4	2,856	2,856	2,856	17,869,994	1.60	4,361,758.2
<i>Male, 2016</i>						
Quarter 1	3,177	3,177	3,177	18,463,688	1.72	4,399,799.8
Quarter 2	3,397	3,397	3,397	18,655,114	1.82	4,423,401.5
Quarter 3	2,904	2,904	2,904	18,798,693	1.54	4,499,268.7
Quarter 4	3,071	3,071	3,071	20,537,790	1.50	4,534,491.9

**Table 3. Summary of Loop Diuretic Users in the Sentinel Distributed Database (SDD) between January 1, 2000 and March 31, 2021, Cross-Stratified by Year-Quarter and Sex**

	New Users	New Episodes	Adjusted Dispensings	Eligible Members <sup>1</sup>	New Users per 10,000 Eligible Members <sup>1</sup>	Eligible Member-Years <sup>1</sup>
<i>Male, 2017</i>						
Quarter 1	3,392	3,392	3,392	18,709,827	1.81	4,465,943.5
Quarter 2	3,650	3,650	3,650	18,754,921	1.95	4,523,361.2
Quarter 3	3,348	3,348	3,348	18,869,867	1.77	4,594,405.9
Quarter 4	3,169	3,169	3,169	18,972,759	1.67	4,629,804.4
<i>Male, 2018</i>						
Quarter 1	3,214	3,214	3,214	18,943,906	1.70	4,529,663.6
Quarter 2	3,313	3,313	3,313	18,929,645	1.75	4,567,863.0
Quarter 3	3,234	3,234	3,234	18,992,410	1.70	4,622,323.2
Quarter 4	3,296	3,296	3,296	18,975,188	1.74	4,636,962.9
<i>Male, 2019</i>						
Quarter 1	3,681	3,681	3,681	18,811,924	1.96	4,500,786.5
Quarter 2	4,095	4,095	4,095	18,835,365	2.17	4,543,906.6
Quarter 3	3,738	3,738	3,738	18,954,983	1.97	4,609,948.7
Quarter 4	3,473	3,473	3,473	18,905,674	1.84	4,627,222.2
<i>Male, 2020</i>						
Quarter 1	3,935	3,935	3,935	19,009,388	2.07	4,542,918.6
Quarter 2	3,615	3,615	3,615	19,072,517	1.90	4,545,106.4
Quarter 3	3,474	3,474	3,474	19,199,644	1.81	4,602,358.4
Quarter 4	3,354	3,354	3,354	20,596,076	1.63	4,611,560.6
<i>Male, 2021</i>						
Quarter 1	3,376	3,376	3,376	13,499,937	2.50	3,117,828.5
<i>Furosemide</i>						
<i>Female, 2000</i>						
Quarter 1	0	0	0	0	NaN	0.0
Quarter 2	0	0	0	0	NaN	0.0
Quarter 3	0	0	0	0	NaN	0.0
Quarter 4	35	35	35	401,261	0.87	1,098.6
<i>Female, 2001</i>						
Quarter 1	3,588	3,588	3,588	417,378	85.97	99,308.6
Quarter 2	4,700	4,700	4,700	420,975	111.65	101,441.9
Quarter 3	4,079	4,079	4,079	427,579	95.40	103,974.6
Quarter 4	3,317	3,317	3,317	432,810	76.64	105,559.3
<i>Female, 2002</i>						
Quarter 1	3,641	3,641	3,641	416,334	87.45	99,300.8
Quarter 2	4,771	4,771	4,771	423,543	112.64	99,737.2
Quarter 3	4,139	4,139	4,139	415,772	99.55	101,048.9
Quarter 4	3,238	3,238	3,238	412,625	78.47	95,970.5

**Table 3. Summary of Loop Diuretic Users in the Sentinel Distributed Database (SDD) between January 1, 2000 and March 31, 2021, Cross-Stratified by Year-Quarter and Sex**

	New Users	New Episodes	Adjusted Dispensings	Eligible Members <sup>1</sup>	New Users per 10,000 Eligible Members <sup>1</sup>	Eligible Member-Years <sup>1</sup>
<i>Female, 2003</i>						
Quarter 1	3,279	3,279	3,279	378,375	86.66	89,837.0
Quarter 2	4,289	4,289	4,289	374,371	114.57	88,814.5
Quarter 3	3,984	3,984	3,984	369,469	107.83	89,347.3
Quarter 4	2,934	2,934	2,934	366,062	80.15	88,792.0
<i>Female, 2004</i>						
Quarter 1	3,699	3,699	3,699	369,391	100.14	87,565.5
Quarter 2	3,909	3,909	3,909	371,487	105.23	87,628.5
Quarter 3	3,681	3,681	3,681	371,558	99.07	88,033.5
Quarter 4	2,768	2,768	2,768	370,074	74.80	87,919.4
<i>Female, 2005</i>						
Quarter 1	2,726	2,726	2,726	365,171	74.65	85,452.1
Quarter 2	3,486	3,486	3,486	364,426	95.66	86,828.2
Quarter 3	2,402	2,402	2,402	371,343	64.68	82,997.1
Quarter 4	1,736	1,736	1,736	328,193	52.90	77,896.6
<i>Female, 2006</i>						
Quarter 1	755	755	755	252,475	29.90	57,845.2
Quarter 2	984	984	984	247,021	39.83	57,964.9
Quarter 3	944	944	944	244,803	38.56	58,425.6
Quarter 4	641	641	641	247,219	25.93	58,452.9
<i>Female, 2007</i>						
Quarter 1	8,290	8,290	8,290	3,578,461	23.17	843,829.4
Quarter 2	11,064	11,064	11,064	3,638,541	30.41	866,465.7
Quarter 3	9,908	9,908	9,908	3,661,022	27.06	880,255.8
Quarter 4	8,012	8,012	8,012	3,759,466	21.31	912,151.9
<i>Female, 2008</i>						
Quarter 1	13,756	13,756	13,756	4,759,287	28.90	1,115,789.9
Quarter 2	17,761	17,761	17,761	4,819,404	36.85	1,127,221.0
Quarter 3	15,709	15,709	15,709	4,828,763	32.53	1,142,293.3
Quarter 4	13,068	13,068	13,068	11,135,875	11.74	1,166,231.1
<i>Female, 2009</i>						
Quarter 1	23,926	23,926	23,926	10,370,249	23.07	2,432,089.2
Quarter 2	30,857	30,857	30,857	10,348,347	29.82	2,467,629.8
Quarter 3	27,335	27,335	27,335	10,464,242	26.12	2,506,091.7
Quarter 4	22,209	22,209	22,209	10,339,887	21.48	2,511,577.2
<i>Female, 2010</i>						
Quarter 1	22,632	22,632	22,632	10,085,107	22.44	2,380,287.2
Quarter 2	30,184	30,184	30,184	9,999,827	30.18	2,393,842.9
Quarter 3	26,289	26,289	26,289	9,992,789	26.31	2,401,033.2
Quarter 4	19,662	19,662	19,662	9,793,883	20.08	2,384,046.3



**Table 3. Summary of Loop Diuretic Users in the Sentinel Distributed Database (SDD) between January 1, 2000 and March 31, 2021, Cross-Stratified by Year-Quarter and Sex**

	New Users	New Episodes	Adjusted Dispensings	Eligible Members <sup>1</sup>	New Users per 10,000 Eligible Members <sup>1</sup>	Eligible Member-Years <sup>1</sup>
<i>Female, 2011</i>						
Quarter 1	127,910	127,910	127,910	17,225,468	74.26	4,105,741.7
Quarter 2	152,540	152,540	152,540	17,256,780	88.39	4,157,664.1
Quarter 3	134,579	134,579	134,579	17,369,291	77.48	4,213,374.4
Quarter 4	112,232	112,232	112,232	17,292,587	64.90	4,231,232.7
<i>Female, 2012</i>						
Quarter 1	127,571	127,571	127,571	17,530,734	72.77	4,179,568.2
Quarter 2	143,071	143,071	143,071	17,630,175	81.15	4,178,305.7
Quarter 3	127,104	127,104	127,104	17,708,813	71.77	4,230,287.0
Quarter 4	109,153	109,153	109,153	18,682,807	58.42	4,248,374.7
<i>Female, 2013</i>						
Quarter 1	116,128	116,128	116,128	17,621,309	65.90	4,207,954.1
Quarter 2	141,570	141,570	141,570	17,594,914	80.46	4,249,896.8
Quarter 3	123,566	123,566	123,566	17,716,704	69.75	4,311,137.9
Quarter 4	103,699	103,699	103,699	17,583,687	58.97	4,309,048.4
<i>Female, 2014</i>						
Quarter 1	117,571	117,571	117,571	19,417,199	60.55	4,648,435.2
Quarter 2	148,971	148,971	148,971	19,380,135	76.87	4,683,397.5
Quarter 3	130,223	130,223	130,223	19,501,471	66.78	4,749,082.7
Quarter 4	110,233	110,233	110,233	19,413,690	56.78	4,749,308.2
<i>Female, 2015</i>						
Quarter 1	119,089	119,089	119,089	20,165,112	59.06	4,826,332.2
Quarter 2	146,428	146,428	146,428	20,267,456	72.25	4,902,880.7
Quarter 3	129,310	129,310	129,310	20,384,324	63.44	4,971,334.2
Quarter 4	110,128	110,128	110,128	20,362,631	54.08	4,988,876.4
<i>Female, 2016</i>						
Quarter 1	119,334	119,334	119,334	21,062,495	56.66	5,040,989.1
Quarter 2	139,220	139,220	139,220	21,211,743	65.63	5,057,606.4
Quarter 3	125,506	125,506	125,506	21,345,280	58.80	5,130,605.3
Quarter 4	107,349	107,349	107,349	23,178,263	46.31	5,160,203.9
<i>Female, 2017</i>						
Quarter 1	114,947	114,947	114,947	21,140,570	54.37	5,064,695.2
Quarter 2	134,663	134,663	134,663	21,141,346	63.70	5,119,557.9
Quarter 3	120,258	120,258	120,258	21,238,070	56.62	5,186,977.4
Quarter 4	103,363	103,363	103,363	21,294,795	48.54	5,217,726.4
<i>Female, 2018</i>						
Quarter 1	109,455	109,455	109,455	21,287,724	51.42	5,108,473.3
Quarter 2	134,745	134,745	134,745	21,256,625	63.39	5,150,554.0
Quarter 3	117,276	117,276	117,276	21,308,743	55.04	5,201,883.2
Quarter 4	101,332	101,332	101,332	21,259,557	47.66	5,214,886.2

**Table 3. Summary of Loop Diuretic Users in the Sentinel Distributed Database (SDD) between January 1, 2000 and March 31, 2021, Cross-Stratified by Year-Quarter and Sex**

	New Users	New Episodes	Adjusted Dispensings	Eligible Members <sup>1</sup>	New Users per 10,000 Eligible Members <sup>1</sup>	Eligible Member-Years <sup>1</sup>
<i>Female, 2019</i>						
Quarter 1	105,101	105,101	105,101	21,072,508	49.88	5,060,530.9
Quarter 2	128,269	128,269	128,269	21,088,375	60.82	5,109,429.6
Quarter 3	115,754	115,754	115,754	21,222,091	54.54	5,177,828.5
Quarter 4	97,807	97,807	97,807	21,133,464	46.28	5,192,528.2
<i>Female, 2020</i>						
Quarter 1	99,480	99,480	99,480	21,028,711	47.31	5,048,886.6
Quarter 2	101,583	101,583	101,583	21,094,590	48.16	5,051,970.9
Quarter 3	105,526	105,526	105,526	21,263,328	49.63	5,117,551.3
Quarter 4	89,875	89,875	89,875	22,800,730	39.42	5,131,264.9
<i>Female, 2021</i>						
Quarter 1	84,167	84,167	84,167	15,593,762	53.97	3,620,161.6
<i>Male, 2000</i>						
Quarter 1	0	0	0	0	NaN	0.0
Quarter 2	0	0	0	0	NaN	0.0
Quarter 3	0	0	0	0	NaN	0.0
Quarter 4	21	21	21	239,694	0.88	656.2
<i>Male, 2001</i>						
Quarter 1	1,512	1,512	1,512	250,859	60.27	59,784.7
Quarter 2	1,698	1,698	1,698	254,896	66.62	61,527.5
Quarter 3	1,670	1,670	1,670	259,954	64.24	63,474.2
Quarter 4	1,502	1,502	1,502	264,724	56.74	64,570.9
<i>Male, 2002</i>						
Quarter 1	1,672	1,672	1,672	254,897	65.60	60,849.2
Quarter 2	1,820	1,820	1,820	260,485	69.87	61,315.2
Quarter 3	1,774	1,774	1,774	256,046	69.28	62,338.6
Quarter 4	1,477	1,477	1,477	253,778	58.20	57,853.8
<i>Male, 2003</i>						
Quarter 1	1,537	1,537	1,537	225,573	68.14	53,498.9
Quarter 2	1,756	1,756	1,756	222,063	79.08	52,712.7
Quarter 3	1,659	1,659	1,659	219,770	75.49	53,301.6
Quarter 4	1,348	1,348	1,348	217,206	62.06	52,829.0
<i>Male, 2004</i>						
Quarter 1	1,747	1,747	1,747	219,217	79.69	52,093.4
Quarter 2	1,586	1,586	1,586	220,170	72.04	52,030.0
Quarter 3	1,602	1,602	1,602	220,484	72.66	52,263.0
Quarter 4	1,332	1,332	1,332	219,048	60.81	52,043.3

**Table 3. Summary of Loop Diuretic Users in the Sentinel Distributed Database (SDD) between January 1, 2000 and March 31, 2021, Cross-Stratified by Year-Quarter and Sex**

	New Users	New Episodes	Adjusted Dispensings	Eligible Members <sup>1</sup>	New Users per 10,000 Eligible Members <sup>1</sup>	Eligible Member-Years <sup>1</sup>
<i>Male, 2005</i>						
Quarter 1	1,457	1,457	1,457	216,725	67.23	50,550.8
Quarter 2	1,463	1,463	1,463	215,042	68.03	51,344.2
Quarter 3	963	963	963	220,333	43.71	47,745.8
Quarter 4	854	854	854	180,457	47.32	42,712.4
<i>Male, 2006</i>						
Quarter 1	286	286	286	129,220	22.13	29,269.3
Quarter 2	302	302	302	126,076	23.95	29,400.7
Quarter 3	301	301	301	124,226	24.23	29,742.4
Quarter 4	246	246	246	125,974	19.53	29,900.4
<i>Male, 2007</i>						
Quarter 1	5,769	5,769	5,769	3,283,348	17.57	773,855.1
Quarter 2	6,382	6,382	6,382	3,338,801	19.11	794,724.2
Quarter 3	5,784	5,784	5,784	3,367,509	17.18	809,376.4
Quarter 4	5,491	5,491	5,491	3,471,735	15.82	841,603.7
<i>Male, 2008</i>						
Quarter 1	10,758	10,758	10,758	4,382,701	24.55	1,025,324.7
Quarter 2	11,260	11,260	11,260	4,441,731	25.35	1,035,912.7
Quarter 3	10,448	10,448	10,448	4,444,236	23.51	1,050,909.7
Quarter 4	9,677	9,677	9,677	10,380,282	9.32	1,072,626.5
<i>Male, 2009</i>						
Quarter 1	18,150	18,150	18,150	9,708,884	18.69	2,270,339.4
Quarter 2	19,457	19,457	19,457	9,663,686	20.13	2,298,926.3
Quarter 3	17,693	17,693	17,693	9,768,347	18.11	2,336,014.9
Quarter 4	16,310	16,310	16,310	9,644,717	16.91	2,338,765.0
<i>Male, 2010</i>						
Quarter 1	17,376	17,376	17,376	9,434,256	18.42	2,221,383.9
Quarter 2	18,580	18,580	18,580	9,342,835	19.89	2,233,039.8
Quarter 3	16,473	16,473	16,473	9,326,732	17.66	2,240,867.3
Quarter 4	15,078	15,078	15,078	9,169,937	16.44	2,228,960.0
<i>Male, 2011</i>						
Quarter 1	76,858	76,858	76,858	14,251,051	53.93	3,388,074.3
Quarter 2	80,730	80,730	80,730	14,298,549	56.46	3,437,973.4
Quarter 3	72,903	72,903	72,903	14,415,585	50.57	3,492,603.3
Quarter 4	67,686	67,686	67,686	14,383,279	47.06	3,513,980.8
<i>Male, 2012</i>						
Quarter 1	77,801	77,801	77,801	14,636,071	53.16	3,473,705.7
Quarter 2	78,966	78,966	78,966	14,764,022	53.49	3,482,858.4
Quarter 3	71,498	71,498	71,498	14,863,081	48.10	3,538,777.2
Quarter 4	67,730	67,730	67,730	15,774,098	42.94	3,562,159.8

**Table 3. Summary of Loop Diuretic Users in the Sentinel Distributed Database (SDD) between January 1, 2000 and March 31, 2021, Cross-Stratified by Year-Quarter and Sex**

	New Users	New Episodes	Adjusted Dispensings	Eligible Members <sup>1</sup>	New Users per 10,000 Eligible Members <sup>1</sup>	Eligible Member-Years <sup>1</sup>
<i>Male, 2013</i>						
Quarter 1	76,825	76,825	76,825	14,830,115	51.80	3,533,754.5
Quarter 2	82,252	82,252	82,252	14,830,651	55.46	3,574,868.2
Quarter 3	73,332	73,332	73,332	14,966,674	49.00	3,636,790.5
Quarter 4	68,205	68,205	68,205	14,866,496	45.88	3,637,444.3
<i>Male, 2014</i>						
Quarter 1	83,293	83,293	83,293	16,630,042	50.09	3,973,088.0
Quarter 2	91,101	91,101	91,101	16,619,417	54.82	4,006,941.1
Quarter 3	80,594	80,594	80,594	16,734,683	48.16	4,068,622.2
Quarter 4	76,066	76,066	76,066	16,686,847	45.58	4,071,505.9
<i>Male, 2015</i>						
Quarter 1	86,224	86,224	86,224	17,309,507	49.81	4,134,417.6
Quarter 2	92,789	92,789	92,789	17,427,270	53.24	4,205,299.3
Quarter 3	83,491	83,491	83,491	17,549,029	47.58	4,273,788.1
Quarter 4	78,204	78,204	78,204	17,560,202	44.53	4,290,589.1
<i>Male, 2016</i>						
Quarter 1	87,363	87,363	87,363	18,142,773	48.15	4,327,176.8
Quarter 2	92,047	92,047	92,047	18,315,492	50.26	4,346,878.7
Quarter 3	83,948	83,948	83,948	18,439,770	45.53	4,417,087.8
Quarter 4	78,573	78,573	78,573	20,160,081	38.97	4,447,689.7
<i>Male, 2017</i>						
Quarter 1	87,731	87,731	87,731	18,329,376	47.86	4,380,104.8
Quarter 2	92,041	92,041	92,041	18,358,565	50.14	4,433,251.7
Quarter 3	83,733	83,733	83,733	18,456,851	45.37	4,499,096.1
Quarter 4	78,677	78,677	78,677	18,543,751	42.43	4,530,228.4
<i>Male, 2018</i>						
Quarter 1	87,418	87,418	87,418	18,512,182	47.22	4,431,936.0
Quarter 2	93,874	93,874	93,874	18,483,708	50.79	4,466,093.1
Quarter 3	82,676	82,676	82,676	18,531,307	44.61	4,515,537.0
Quarter 4	79,099	79,099	79,099	18,499,774	42.76	4,526,168.3
<i>Male, 2019</i>						
Quarter 1	85,334	85,334	85,334	18,336,459	46.54	4,392,658.4
Quarter 2	92,239	92,239	92,239	18,346,407	50.28	4,431,996.3
Quarter 3	83,409	83,409	83,409	18,451,458	45.20	4,492,976.3
Quarter 4	77,316	77,316	77,316	18,389,348	42.04	4,506,424.7
<i>Male, 2020</i>						
Quarter 1	81,883	81,883	81,883	18,499,153	44.26	4,425,523.5
Quarter 2	77,528	77,528	77,528	18,550,154	41.79	4,424,814.7
Quarter 3	80,354	80,354	80,354	18,662,258	43.06	4,477,424.2
Quarter 4	73,607	73,607	73,607	20,045,919	36.72	4,483,353.8

**Table 3. Summary of Loop Diuretic Users in the Sentinel Distributed Database (SDD) between January 1, 2000 and March 31, 2021, Cross-Stratified by Year-Quarter and Sex**

	New Users	New Episodes	Adjusted Dispensings	Eligible Members <sup>1</sup>	New Users per 10,000 Eligible Members <sup>1</sup>	Eligible Member-Years <sup>1</sup>
<i>Male, 2021</i>						
Quarter 1	70,169	70,169	70,169	12,998,290	53.98	3,006,634.1
<i>Torsemide</i>						
<i>Female, 2000</i>						
Quarter 1	0	0	0	0	NaN	0.0
Quarter 2	0	0	0	0	NaN	0.0
Quarter 3	0	0	0	0	NaN	0.0
Quarter 4	0	0	0	401,261	0.00	1,098.6
<i>Female, 2001</i>						
Quarter 1	77	77	77	417,378	1.84	99,308.6
Quarter 2	100	100	100	420,975	2.38	101,441.9
Quarter 3	103	103	103	427,579	2.41	103,974.6
Quarter 4	93	93	93	432,810	2.15	105,559.3
<i>Female, 2002</i>						
Quarter 1	88	88	88	416,945	2.11	99,356.6
Quarter 2	165	165	165	425,518	3.88	100,037.2
Quarter 3	108	108	108	419,175	2.58	101,686.4
Quarter 4	85	85	85	417,170	2.04	96,895.4
<i>Female, 2003</i>						
Quarter 1	92	92	92	383,906	2.40	90,986.6
Quarter 2	119	119	119	381,254	3.12	90,242.4
Quarter 3	109	109	109	377,824	2.88	91,132.9
Quarter 4	84	84	84	375,530	2.24	90,897.4
<i>Female, 2004</i>						
Quarter 1	108	108	108	379,901	2.84	89,891.3
Quarter 2	102	102	102	383,284	2.66	90,210.6
Quarter 3	103	103	103	384,695	2.68	90,935.2
Quarter 4	91	91	91	384,285	2.37	91,127.8
<i>Female, 2005</i>						
Quarter 1	85	85	85	380,090	2.24	88,808.5
Quarter 2	71	71	71	380,420	1.87	90,419.5
Quarter 3	63	63	63	388,618	1.62	86,663.0
Quarter 4	33	33	33	344,352	0.96	81,563.1
<i>Female, 2006</i>						
Quarter 1	*****	*****	*****	*****	0.57	59,800.3
Quarter 2	*****	*****	*****	*****	0.82	60,003.9
Quarter 3	*****	*****	*****	*****	1.06	60,747.6
Quarter 4	*****	*****	*****	*****	0.66	61,062.0

**Table 3. Summary of Loop Diuretic Users in the Sentinel Distributed Database (SDD) between January 1, 2000 and March 31, 2021, Cross-Stratified by Year-Quarter and Sex**

	New Users	New Episodes	Adjusted Dispensings	Eligible Members <sup>1</sup>	New Users per 10,000 Eligible Members <sup>1</sup>	Eligible Member-Years <sup>1</sup>
<i>Female, 2007</i>						
Quarter 1	295	295	295	3,590,450	0.82	846,565.6
Quarter 2	356	356	356	3,650,914	0.98	869,336.7
Quarter 3	329	329	329	3,673,678	0.90	883,229.2
Quarter 4	305	305	305	3,772,363	0.81	915,209.5
<i>Female, 2008</i>						
Quarter 1	384	384	384	4,773,639	0.80	1,118,959.2
Quarter 2	481	481	481	4,836,798	0.99	1,130,906.0
Quarter 3	455	455	455	4,849,705	0.94	1,146,806.1
Quarter 4	351	351	351	11,159,464	0.31	1,171,535.1
<i>Female, 2009</i>						
Quarter 1	779	779	779	10,396,124	0.75	2,437,703.5
Quarter 2	911	911	911	10,378,474	0.88	2,474,092.9
Quarter 3	854	854	854	10,499,437	0.81	2,513,549.1
Quarter 4	669	669	669	10,377,411	0.64	2,519,980.4
<i>Female, 2010</i>						
Quarter 1	630	630	630	10,126,111	0.62	2,389,088.7
Quarter 2	851	851	851	10,049,194	0.85	2,404,276.4
Quarter 3	753	753	753	10,051,694	0.75	2,413,773.6
Quarter 4	552	552	552	9,859,175	0.56	2,398,748.3
<i>Female, 2011</i>						
Quarter 1	3,220	3,220	3,220	17,290,130	1.86	4,120,006.5
Quarter 2	3,896	3,896	3,896	17,329,529	2.25	4,173,572.3
Quarter 3	3,338	3,338	3,338	17,450,875	1.91	4,231,527.7
Quarter 4	2,803	2,803	2,803	17,380,005	1.61	4,251,240.8
<i>Female, 2012</i>						
Quarter 1	3,178	3,178	3,178	17,631,569	1.80	4,200,410.5
Quarter 2	3,497	3,497	3,497	17,768,968	1.97	4,205,951.8
Quarter 3	3,102	3,102	3,102	17,892,174	1.73	4,268,252.0
Quarter 4	2,791	2,791	2,791	18,901,883	1.48	4,295,892.0
<i>Female, 2013</i>						
Quarter 1	3,133	3,133	3,133	17,865,232	1.75	4,260,295.1
Quarter 2	3,743	3,743	3,743	17,877,655	2.09	4,310,554.3
Quarter 3	3,256	3,256	3,256	18,040,306	1.80	4,381,966.4
Quarter 4	2,893	2,893	2,893	17,939,048	1.61	4,389,021.8
<i>Female, 2014</i>						
Quarter 1	3,318	3,318	3,318	19,789,711	1.68	4,730,890.6
Quarter 2	4,283	4,283	4,283	19,787,340	2.16	4,773,142.1
Quarter 3	3,764	3,764	3,764	19,943,289	1.89	4,847,939.7
Quarter 4	3,153	3,153	3,153	19,881,836	1.59	4,856,338.2

**Table 3. Summary of Loop Diuretic Users in the Sentinel Distributed Database (SDD) between January 1, 2000 and March 31, 2021, Cross-Stratified by Year-Quarter and Sex**

	New Users	New Episodes	Adjusted Dispensings	Eligible Members <sup>1</sup>	New Users per 10,000 Eligible Members <sup>1</sup>	Eligible Member-Years <sup>1</sup>
<i>Female, 2015</i>						
Quarter 1	3,502	3,502	3,502	20,648,547	1.70	4,934,605.2
Quarter 2	4,225	4,225	4,225	20,783,660	2.03	5,017,947.5
Quarter 3	3,881	3,881	3,881	20,936,139	1.85	5,096,151.3
Quarter 4	3,488	3,488	3,488	20,942,140	1.67	5,122,378.6
<i>Female, 2016</i>						
Quarter 1	3,756	3,756	3,756	21,659,253	1.73	5,176,980.9
Quarter 2	4,340	4,340	4,340	21,841,571	1.99	5,199,437.2
Quarter 3	3,922	3,922	3,922	22,010,315	1.78	5,282,434.7
Quarter 4	3,575	3,575	3,575	23,874,116	1.50	5,320,382.6
<i>Female, 2017</i>						
Quarter 1	3,835	3,835	3,835	21,838,543	1.76	5,222,974.9
Quarter 2	4,472	4,472	4,472	21,865,732	2.05	5,284,138.2
Quarter 3	4,089	4,089	4,089	21,990,864	1.86	5,360,262.9
Quarter 4	3,745	3,745	3,745	22,070,278	1.70	5,398,250.3
<i>Female, 2018</i>						
Quarter 1	4,243	4,243	4,243	22,064,444	1.92	5,285,295.1
Quarter 2	4,871	4,871	4,871	22,055,529	2.21	5,332,797.9
Quarter 3	4,447	4,447	4,447	22,129,586	2.01	5,391,606.7
Quarter 4	4,288	4,288	4,288	22,098,935	1.94	5,410,837.5
<i>Female, 2019</i>						
Quarter 1	4,418	4,418	4,418	21,906,352	2.02	5,251,103.1
Quarter 2	5,430	5,430	5,430	21,942,820	2.47	5,304,708.7
Quarter 3	4,915	4,915	4,915	22,098,043	2.22	5,380,563.9
Quarter 4	4,668	4,668	4,668	22,022,564	2.12	5,400,950.5
<i>Female, 2020</i>						
Quarter 1	4,989	4,989	4,989	21,890,379	2.28	5,248,039.7
Quarter 2	4,642	4,642	4,642	21,972,907	2.11	5,254,300.0
Quarter 3	5,339	5,339	5,339	22,163,018	2.41	5,326,374.8
Quarter 4	4,713	4,713	4,713	23,716,927	1.99	5,345,070.4
<i>Female, 2021</i>						
Quarter 1	4,642	4,642	4,642	16,428,652	2.83	3,806,297.3
<i>Male, 2000</i>						
Quarter 1	0	0	0	0	NaN	0.0
Quarter 2	0	0	0	0	NaN	0.0
Quarter 3	0	0	0	0	NaN	0.0
Quarter 4	0	0	0	239,694	0.00	656.2

**Table 3. Summary of Loop Diuretic Users in the Sentinel Distributed Database (SDD) between January 1, 2000 and March 31, 2021, Cross-Stratified by Year-Quarter and Sex**

	New Users	New Episodes	Adjusted Dispensings	Eligible Members <sup>1</sup>	New Users per 10,000 Eligible Members <sup>1</sup>	Eligible Member-Years <sup>1</sup>
<i>Male, 2001</i>						
Quarter 1	38	38	38	250,859	1.51	59,784.7
Quarter 2	31	31	31	254,896	1.22	61,527.5
Quarter 3	33	33	33	259,954	1.27	63,474.2
Quarter 4	33	33	33	264,724	1.25	64,570.9
<i>Male, 2002</i>						
Quarter 1	38	38	38	255,116	1.49	60,869.1
Quarter 2	38	38	38	261,143	1.46	61,414.2
Quarter 3	46	46	46	257,210	1.79	62,556.1
Quarter 4	26	26	26	255,397	1.02	58,177.9
<i>Male, 2003</i>						
Quarter 1	36	36	36	227,569	1.58	53,910.3
Quarter 2	35	35	35	224,540	1.56	53,229.9
Quarter 3	53	53	53	222,725	2.38	53,939.4
Quarter 4	34	34	34	220,583	1.54	53,577.9
<i>Male, 2004</i>						
Quarter 1	51	51	51	223,095	2.29	52,941.9
Quarter 2	51	51	51	224,558	2.27	52,987.1
Quarter 3	51	51	51	225,368	2.26	53,344.6
Quarter 4	37	37	37	224,303	1.65	53,229.9
<i>Male, 2005</i>						
Quarter 1	33	33	33	222,247	1.48	51,778.2
Quarter 2	40	40	40	220,893	1.81	52,660.6
Quarter 3	25	25	25	226,642	1.10	49,083.3
Quarter 4	28	28	28	186,272	1.50	44,029.2
<i>Male, 2006</i>						
Quarter 1	*****	*****	*****	*****	0.68	29,843.8
Quarter 2	*****	*****	*****	*****	0.62	29,995.8
Quarter 3	*****	*****	*****	*****	0.47	30,425.3
Quarter 4	*****	*****	*****	*****	0.46	30,685.2
<i>Male, 2007</i>						
Quarter 1	176	176	176	3,287,304	0.54	774,739.2
Quarter 2	182	182	182	3,342,840	0.54	795,672.7
Quarter 3	176	176	176	3,371,561	0.52	810,343.1
Quarter 4	159	159	159	3,475,855	0.46	842,590.1
<i>Male, 2008</i>						
Quarter 1	297	297	297	4,387,768	0.68	1,026,384.5
Quarter 2	326	326	326	4,448,530	0.73	1,037,306.4
Quarter 3	269	269	269	4,452,904	0.60	1,052,738.2
Quarter 4	269	269	269	10,390,562	0.26	1,074,894.3



**Table 3. Summary of Loop Diuretic Users in the Sentinel Distributed Database (SDD) between January 1, 2000 and March 31, 2021, Cross-Stratified by Year-Quarter and Sex**

	New Users	New Episodes	Adjusted Dispensings	Eligible Members <sup>1</sup>	New Users per 10,000 Eligible Members <sup>1</sup>	Eligible Member-Years <sup>1</sup>
<i>Male, 2009</i>						
Quarter 1	556	556	556	9,720,902	0.57	2,272,857.2
Quarter 2	598	598	598	9,678,386	0.62	2,302,025.2
Quarter 3	523	523	523	9,785,892	0.53	2,339,665.5
Quarter 4	463	463	463	9,663,709	0.48	2,342,939.0
<i>Male, 2010</i>						
Quarter 1	446	446	446	9,455,630	0.47	2,225,848.2
Quarter 2	531	531	531	9,368,982	0.57	2,238,543.2
Quarter 3	478	478	478	9,357,877	0.51	2,247,621.6
Quarter 4	488	488	488	9,205,093	0.53	2,236,791.9
<i>Male, 2011</i>						
Quarter 1	2,016	2,016	2,016	14,286,869	1.41	3,395,841.7
Quarter 2	2,056	2,056	2,056	14,338,788	1.43	3,446,808.8
Quarter 3	1,820	1,820	1,820	14,460,333	1.26	3,502,583.9
Quarter 4	1,689	1,689	1,689	14,431,745	1.17	3,524,997.7
<i>Male, 2012</i>						
Quarter 1	2,118	2,118	2,118	14,692,578	1.44	3,485,280.8
Quarter 2	2,116	2,116	2,116	14,839,885	1.43	3,498,268.0
Quarter 3	1,842	1,842	1,842	14,960,025	1.23	3,559,160.7
Quarter 4	1,848	1,848	1,848	15,890,096	1.16	3,587,276.7
<i>Male, 2013</i>						
Quarter 1	2,193	2,193	2,193	14,959,538	1.47	3,561,381.2
Quarter 2	2,381	2,381	2,381	14,979,356	1.59	3,607,037.3
Quarter 3	2,089	2,089	2,089	15,135,251	1.38	3,674,007.1
Quarter 4	2,037	2,037	2,037	15,052,346	1.35	3,679,243.8
<i>Male, 2014</i>						
Quarter 1	2,508	2,508	2,508	16,826,465	1.49	4,016,272.6
Quarter 2	2,953	2,953	2,953	16,834,372	1.75	4,054,447.7
Quarter 3	2,395	2,395	2,395	16,967,436	1.41	4,121,022.3
Quarter 4	2,278	2,278	2,278	16,935,127	1.35	4,128,190.9
<i>Male, 2015</i>						
Quarter 1	2,812	2,812	2,812	17,567,736	1.60	4,191,830.3
Quarter 2	3,044	3,044	3,044	17,702,867	1.72	4,266,895.9
Quarter 3	2,653	2,653	2,653	17,842,966	1.49	4,340,595.4
Quarter 4	2,790	2,790	2,790	17,870,885	1.56	4,361,967.8
<i>Male, 2016</i>						
Quarter 1	3,125	3,125	3,125	18,464,616	1.69	4,399,995.2
Quarter 2	3,145	3,145	3,145	18,655,980	1.69	4,423,605.4
Quarter 3	2,912	2,912	2,912	18,799,646	1.55	4,499,495.8
Quarter 4	2,959	2,959	2,959	20,538,958	1.44	4,534,745.4

**Table 3. Summary of Loop Diuretic Users in the Sentinel Distributed Database (SDD) between January 1, 2000 and March 31, 2021, Cross-Stratified by Year-Quarter and Sex**

	New Users	New Episodes	Adjusted Dispensings	Eligible Members <sup>1</sup>	New Users per 10,000 Eligible Members <sup>1</sup>	Eligible Member-Years <sup>1</sup>
<i>Male, 2017</i>						
Quarter 1	3,360	3,360	3,360	18,710,928	1.80	4,466,185.4
Quarter 2	3,544	3,544	3,544	18,755,978	1.89	4,523,603.1
Quarter 3	3,226	3,226	3,226	18,870,864	1.71	4,594,641.4
Quarter 4	3,189	3,189	3,189	18,973,764	1.68	4,630,042.7
<i>Male, 2018</i>						
Quarter 1	3,631	3,631	3,631	18,944,889	1.92	4,529,892.6
Quarter 2	4,079	4,079	4,079	18,930,595	2.15	4,568,102.0
Quarter 3	3,698	3,698	3,698	18,993,380	1.95	4,622,543.5
Quarter 4	3,835	3,835	3,835	18,976,182	2.02	4,637,204.6
<i>Male, 2019</i>						
Quarter 1	4,304	4,304	4,304	18,812,973	2.29	4,501,041.6
Quarter 2	4,572	4,572	4,572	18,836,299	2.43	4,544,144.6
Quarter 3	4,159	4,159	4,159	18,955,873	2.19	4,610,165.5
Quarter 4	4,189	4,189	4,189	18,906,411	2.22	4,627,405.9
<i>Male, 2020</i>						
Quarter 1	4,674	4,674	4,674	19,009,808	2.46	4,543,030.3
Quarter 2	4,263	4,263	4,263	19,072,777	2.24	4,545,188.8
Quarter 3	4,628	4,628	4,628	19,199,869	2.41	4,602,428.7
Quarter 4	4,636	4,636	4,636	20,596,202	2.25	4,611,611.6
<i>Male, 2021</i>						
Quarter 1	4,617	4,617	4,617	13,499,986	3.42	3,117,807.6
<i>Ethacrynic Acid</i>						
<i>Female, 2000</i>						
Quarter 1	0	0	0	0	NaN	0.0
Quarter 2	0	0	0	0	NaN	0.0
Quarter 3	0	0	0	0	NaN	0.0
Quarter 4	0	0	0	401,261	0.00	1,098.6
<i>Female, 2001</i>						
Quarter 1	*****	*****	*****	*****	0.07	99,308.6
Quarter 2	*****	*****	*****	*****	0.12	101,441.9
Quarter 3	*****	*****	*****	*****	0.09	103,974.6
Quarter 4	*****	*****	*****	*****	0.05	105,559.3
<i>Female, 2002</i>						
Quarter 1	0	0	0	416,955	0.00	99,357.3
Quarter 2	*****	*****	*****	*****	0.12	100,041.9
Quarter 3	0	0	0	419,241	0.00	101,697.0
Quarter 4	0	0	0	417,266	0.00	96,914.9

**Table 3. Summary of Loop Diuretic Users in the Sentinel Distributed Database (SDD) between January 1, 2000 and March 31, 2021, Cross-Stratified by Year-Quarter and Sex**

	New Users	New Episodes	Adjusted Dispensings	Eligible Members <sup>1</sup>	New Users per 10,000 Eligible Members <sup>1</sup>	Eligible Member-Years <sup>1</sup>
<i>Female, 2003</i>						
Quarter 1	0	0	0	384,017	0.00	91,009.7
Quarter 2	0	0	0	381,396	0.00	90,270.6
Quarter 3	*****	*****	*****	*****	0.05	91,169.5
Quarter 4	*****	*****	*****	*****	0.05	90,941.7
<i>Female, 2004</i>						
Quarter 1	0	0	0	380,148	0.00	89,945.8
Quarter 2	*****	*****	*****	*****	0.08	90,272.7
Quarter 3	*****	*****	*****	*****	0.05	91,007.1
Quarter 4	*****	*****	*****	*****	0.05	91,206.2
<i>Female, 2005</i>						
Quarter 1	*****	*****	*****	*****	0.13	88,888.9
Quarter 2	*****	*****	*****	*****	0.03	90,510.1
Quarter 3	*****	*****	*****	*****	0.03	86,758.2
Quarter 4	*****	*****	*****	*****	0.06	81,659.5
<i>Female, 2006</i>						
Quarter 1	*****	*****	*****	*****	0.04	59,840.8
Quarter 2	0	0	0	256,366	0.00	60,046.6
Quarter 3	0	0	0	255,601	0.00	60,797.2
Quarter 4	0	0	0	258,723	0.00	61,119.2
<i>Female, 2007</i>						
Quarter 1	*****	*****	*****	*****	0.02	846,624.2
Quarter 2	*****	*****	*****	*****	0.04	869,398.2
Quarter 3	*****	*****	*****	*****	0.04	883,293.7
Quarter 4	*****	*****	*****	*****	0.04	915,277.8
<i>Female, 2008</i>						
Quarter 1	*****	*****	*****	*****	0.05	1,119,032.1
Quarter 2	*****	*****	*****	*****	0.05	1,130,999.2
Quarter 3	*****	*****	*****	*****	0.04	1,146,926.0
Quarter 4	*****	*****	*****	*****	0.01	1,171,678.8
<i>Female, 2009</i>						
Quarter 1	54	54	54	10,396,837	0.05	2,437,858.7
Quarter 2	63	63	63	10,379,296	0.06	2,474,267.7
Quarter 3	55	55	55	10,500,348	0.05	2,513,738.8
Quarter 4	50	50	50	10,378,391	0.05	2,520,195.3
<i>Female, 2010</i>						
Quarter 1	41	41	41	10,127,199	0.04	2,389,317.0
Quarter 2	63	63	63	10,050,475	0.06	2,404,548.8
Quarter 3	*****	*****	*****	*****	0.04	2,414,103.0
Quarter 4	39	39	39	9,860,872	0.04	2,399,126.7

**Table 3. Summary of Loop Diuretic Users in the Sentinel Distributed Database (SDD) between January 1, 2000 and March 31, 2021, Cross-Stratified by Year-Quarter and Sex**

	New Users	New Episodes	Adjusted Dispensings	Eligible Members <sup>1</sup>	New Users per 10,000 Eligible Members <sup>1</sup>	Eligible Member-Years <sup>1</sup>
<i>Female, 2011</i>						
Quarter 1	233	233	233	17,291,804	0.13	4,120,373.2
Quarter 2	225	225	225	17,331,390	0.13	4,173,979.7
Quarter 3	192	192	192	17,452,969	0.11	4,231,991.5
Quarter 4	160	160	160	17,382,280	0.09	4,251,754.7
<i>Female, 2012</i>						
Quarter 1	209	209	209	17,634,117	0.12	4,200,939.1
Quarter 2	195	195	195	17,772,385	0.11	4,206,635.7
Quarter 3	191	191	191	17,896,654	0.11	4,269,171.3
Quarter 4	199	199	199	18,907,240	0.11	4,297,043.4
<i>Female, 2013</i>						
Quarter 1	212	212	212	17,871,211	0.12	4,261,566.3
Quarter 2	238	238	238	17,884,506	0.13	4,312,020.1
Quarter 3	237	237	237	18,048,055	0.13	4,383,663.0
Quarter 4	194	194	194	17,947,571	0.11	4,390,930.6
<i>Female, 2014</i>						
Quarter 1	203	203	203	19,798,576	0.10	4,732,842.4
Quarter 2	178	178	178	19,797,004	0.09	4,775,264.5
Quarter 3	199	199	199	19,953,850	0.10	4,850,283.2
Quarter 4	164	164	164	19,893,075	0.08	4,858,894.6
<i>Female, 2015</i>						
Quarter 1	174	174	174	20,660,303	0.08	4,937,201.8
Quarter 2	204	204	204	20,796,222	0.10	5,020,718.0
Quarter 3	155	155	155	20,949,619	0.07	5,099,155.3
Quarter 4	116	116	116	20,956,338	0.06	5,125,604.7
<i>Female, 2016</i>						
Quarter 1	131	131	131	21,673,877	0.06	5,180,278.7
Quarter 2	126	126	126	21,856,920	0.06	5,202,865.9
Quarter 3	116	116	116	22,026,615	0.05	5,286,107.3
Quarter 4	130	130	130	23,891,268	0.05	5,324,283.1
<i>Female, 2017</i>						
Quarter 1	145	145	145	21,855,782	0.07	5,226,829.8
Quarter 2	143	143	143	21,883,736	0.07	5,288,191.9
Quarter 3	102	102	102	22,009,709	0.05	5,364,538.8
Quarter 4	130	130	130	22,089,771	0.06	5,402,729.0
<i>Female, 2018</i>						
Quarter 1	169	169	169	22,084,029	0.08	5,289,697.9
Quarter 2	246	246	246	22,075,711	0.11	5,337,335.7
Quarter 3	144	144	144	22,150,409	0.07	5,396,341.9
Quarter 4	101	101	101	22,120,407	0.05	5,415,776.8

**Table 3. Summary of Loop Diuretic Users in the Sentinel Distributed Database (SDD) between January 1, 2000 and March 31, 2021, Cross-Stratified by Year-Quarter and Sex**

	New Users	New Episodes	Adjusted Dispensings	Eligible Members <sup>1</sup>	New Users per 10,000 Eligible Members <sup>1</sup>	Eligible Member-Years <sup>1</sup>
<i>Female, 2019</i>						
Quarter 1	104	104	104	21,927,940	0.05	5,255,963.9
Quarter 2	85	85	85	21,964,987	0.04	5,309,710.2
Quarter 3	79	79	79	22,120,859	0.04	5,385,777.4
Quarter 4	77	77	77	22,046,158	0.03	5,406,373.1
<i>Female, 2020</i>						
Quarter 1	92	92	92	21,913,816	0.04	5,253,356.7
Quarter 2	70	70	70	21,997,121	0.03	5,259,784.2
Quarter 3	70	70	70	22,188,180	0.03	5,332,115.0
Quarter 4	147	147	147	23,742,812	0.06	5,351,011.4
<i>Female, 2021</i>						
Quarter 1	90	90	90	16,452,811	0.05	3,811,599.3
<i>Male, 2000</i>						
Quarter 1	0	0	0	0	NaN	0.0
Quarter 2	0	0	0	0	NaN	0.0
Quarter 3	0	0	0	0	NaN	0.0
Quarter 4	0	0	0	239,694	0.00	656.2
<i>Male, 2001</i>						
Quarter 1	*****	*****	*****	*****	0.04	59,784.7
Quarter 2	0	0	0	254,896	0.00	61,527.5
Quarter 3	*****	*****	*****	*****	0.04	63,474.2
Quarter 4	0	0	0	264,724	0.00	64,570.9
<i>Male, 2002</i>						
Quarter 1	*****	*****	*****	*****	0.04	60,869.9
Quarter 2	0	0	0	261,158	0.00	61,417.2
Quarter 3	0	0	0	257,237	0.00	62,561.6
Quarter 4	0	0	0	255,430	0.00	58,185.1
<i>Male, 2003</i>						
Quarter 1	0	0	0	227,611	0.00	53,919.2
Quarter 2	0	0	0	224,592	0.00	53,240.6
Quarter 3	0	0	0	222,797	0.00	53,954.3
Quarter 4	0	0	0	220,664	0.00	53,596.9
<i>Male, 2004</i>						
Quarter 1	0	0	0	223,186	0.00	52,961.7
Quarter 2	0	0	0	224,664	0.00	53,009.9
Quarter 3	0	0	0	225,478	0.00	53,369.6
Quarter 4	*****	*****	*****	*****	0.04	53,256.9

**Table 3. Summary of Loop Diuretic Users in the Sentinel Distributed Database (SDD) between January 1, 2000 and March 31, 2021, Cross-Stratified by Year-Quarter and Sex**

	New Users	New Episodes	Adjusted Dispensings	Eligible Members <sup>1</sup>	New Users per 10,000 Eligible Members <sup>1</sup>	Eligible Member-Years <sup>1</sup>
<i>Male, 2005</i>						
Quarter 1	*****	*****	*****	*****	0.04	51,809.0
Quarter 2	0	0	0	221,045	0.00	52,695.1
Quarter 3	0	0	0	226,805	0.00	49,117.4
Quarter 4	0	0	0	186,424	0.00	44,063.0
<i>Male, 2006</i>						
Quarter 1	*****	*****	*****	*****	0.15	29,857.6
Quarter 2	0	0	0	128,814	0.00	30,009.1
Quarter 3	0	0	0	127,442	0.00	30,440.9
Quarter 4	0	0	0	129,481	0.00	30,704.5
<i>Male, 2007</i>						
Quarter 1	*****	*****	*****	*****	0.02	774,762.1
Quarter 2	*****	*****	*****	*****	0.02	795,698.1
Quarter 3	*****	*****	*****	*****	0.01	810,368.1
Quarter 4	*****	*****	*****	*****	0.03	842,614.8
<i>Male, 2008</i>						
Quarter 1	*****	*****	*****	*****	0.01	1,026,411.2
Quarter 2	*****	*****	*****	*****	0.02	1,037,340.8
Quarter 3	*****	*****	*****	*****	0.02	1,052,786.6
Quarter 4	*****	*****	*****	*****	0.01	1,074,954.2
<i>Male, 2009</i>						
Quarter 1	11	11	11	9,721,221	0.01	2,272,921.8
Quarter 2	14	14	14	9,678,776	0.01	2,302,107.3
Quarter 3	11	11	11	9,786,334	0.01	2,339,757.3
Quarter 4	20	20	20	9,664,170	0.02	2,343,039.8
<i>Male, 2010</i>						
Quarter 1	19	19	19	9,456,133	0.02	2,225,953.5
Quarter 2	16	16	16	9,369,606	0.02	2,238,670.4
Quarter 3	*****	*****	*****	*****	0.01	2,247,780.0
Quarter 4	16	16	16	9,205,926	0.02	2,236,978.0
<i>Male, 2011</i>						
Quarter 1	63	63	63	14,287,742	0.04	3,396,026.8
Quarter 2	63	63	63	14,339,792	0.04	3,447,023.6
Quarter 3	48	48	48	14,461,501	0.03	3,502,839.0
Quarter 4	44	44	44	14,433,002	0.03	3,525,283.3
<i>Male, 2012</i>						
Quarter 1	62	62	62	14,693,976	0.04	3,485,570.8
Quarter 2	67	67	67	14,841,758	0.05	3,498,641.0
Quarter 3	58	58	58	14,962,361	0.04	3,559,648.7
Quarter 4	48	48	48	15,892,820	0.03	3,587,867.5

**Table 3. Summary of Loop Diuretic Users in the Sentinel Distributed Database (SDD) between January 1, 2000 and March 31, 2021, Cross-Stratified by Year-Quarter and Sex**

	New Users	New Episodes	Adjusted Dispensings	Eligible Members <sup>1</sup>	New Users per 10,000 Eligible Members <sup>1</sup>	Eligible Member-Years <sup>1</sup>
<i>Male, 2013</i>						
Quarter 1	69	69	69	14,962,626	0.05	3,562,030.3
Quarter 2	54	54	54	14,982,977	0.04	3,607,804.4
Quarter 3	56	56	56	15,139,374	0.04	3,674,911.2
Quarter 4	65	65	65	15,056,868	0.04	3,680,248.5
<i>Male, 2014</i>						
Quarter 1	61	61	61	16,831,183	0.04	4,017,300.5
Quarter 2	46	46	46	16,839,551	0.03	4,055,584.8
Quarter 3	45	45	45	16,973,126	0.03	4,122,298.0
Quarter 4	48	48	48	16,941,302	0.03	4,129,580.4
<i>Male, 2015</i>						
Quarter 1	53	53	53	17,574,281	0.03	4,193,263.7
Quarter 2	44	44	44	17,709,941	0.02	4,268,463.2
Quarter 3	47	47	47	17,850,629	0.03	4,342,323.4
Quarter 4	52	52	52	17,878,999	0.03	4,363,820.6
<i>Male, 2016</i>						
Quarter 1	44	44	44	18,473,021	0.02	4,401,893.0
Quarter 2	37	37	37	18,664,906	0.02	4,425,590.6
Quarter 3	45	45	45	18,809,082	0.02	4,501,627.6
Quarter 4	37	37	37	20,548,918	0.02	4,537,007.8
<i>Male, 2017</i>						
Quarter 1	33	33	33	18,721,055	0.02	4,468,441.4
Quarter 2	34	34	34	18,766,667	0.02	4,525,995.6
Quarter 3	36	36	36	18,882,124	0.02	4,597,203.7
Quarter 4	24	24	24	18,985,565	0.01	4,632,745.2
<i>Male, 2018</i>						
Quarter 1	61	61	61	18,956,918	0.03	4,532,577.1
Quarter 2	101	101	101	18,943,231	0.05	4,570,930.6
Quarter 3	33	33	33	19,006,651	0.02	4,625,566.9
Quarter 4	26	26	26	18,989,960	0.01	4,640,360.8
<i>Male, 2019</i>						
Quarter 1	28	28	28	18,826,788	0.01	4,504,131.3
Quarter 2	35	35	35	18,850,616	0.02	4,547,364.8
Quarter 3	21	21	21	18,970,783	0.01	4,613,554.6
Quarter 4	21	21	21	18,921,856	0.01	4,630,946.4
<i>Male, 2020</i>						
Quarter 1	29	29	29	19,025,437	0.02	4,546,552.6
Quarter 2	22	22	22	19,089,114	0.01	4,548,875.1
Quarter 3	20	20	20	19,216,882	0.01	4,606,321.5
Quarter 4	32	32	32	20,613,997	0.02	4,615,660.7

**Table 3. Summary of Loop Diuretic Users in the Sentinel Distributed Database (SDD) between January 1, 2000 and March 31, 2021, Cross-Stratified by Year-Quarter and Sex**

	New Users	New Episodes	Adjusted Dispensings	Eligible Members <sup>1</sup>	New Users per 10,000 Eligible Members <sup>1</sup>	Eligible Member-Years <sup>1</sup>
<i>Male, 2021</i>						
Quarter 1	33	33	33	13,516,493	0.02	3,121,410.7
<b>First Use with 365 Days of Enrollment, and No Prior Evidence of Cancer</b>						
<i>Loop Diuretics</i>						
<i>Female, 2000</i>						
Quarter 1	0	0	0	0	NaN	0.0
Quarter 2	0	0	0	0	NaN	0.0
Quarter 3	0	0	0	0	NaN	0.0
Quarter 4	2,098	2,098	2,116	421,246	49.80	1,153.3
<i>Female, 2001</i>						
Quarter 1	35,085	35,085	35,358	440,315	796.82	98,398.0
Quarter 2	7,723	7,723	7,764	410,285	188.24	97,659.0
Quarter 3	5,751	5,751	5,808	411,826	139.65	99,126.5
Quarter 4	4,577	4,577	4,606	413,652	110.65	99,910.9
<i>Female, 2002</i>						
Quarter 1	4,465	4,465	4,497	395,282	112.96	93,248.8
Quarter 2	5,403	5,403	5,460	401,010	134.73	93,252.0
Quarter 3	4,758	4,758	4,791	391,762	121.45	94,136.8
Quarter 4	3,694	3,694	3,723	387,194	95.40	88,858.0
<i>Female, 2003</i>						
Quarter 1	3,684	3,684	3,717	352,975	104.37	82,853.7
Quarter 2	4,524	4,524	4,564	348,690	129.74	81,646.6
Quarter 3	4,153	4,153	4,186	343,380	120.94	81,944.4
Quarter 4	3,145	3,145	3,164	339,356	92.68	81,274.2
<i>Female, 2004</i>						
Quarter 1	3,799	3,799	3,820	342,316	110.98	79,975.1
Quarter 2	4,062	4,062	4,086	343,419	118.28	79,804.3
Quarter 3	3,923	3,923	3,949	343,109	114.34	80,130.5
Quarter 4	3,139	3,139	3,167	341,766	91.85	80,095.9
<i>Female, 2005</i>						
Quarter 1	3,093	3,093	3,119	338,264	91.44	77,918.7
Quarter 2	3,769	3,769	3,791	338,289	111.41	79,450.3
Quarter 3	2,757	2,757	2,770	344,662	79.99	76,197.6
Quarter 4	2,103	2,103	2,108	305,955	68.74	71,818.4
<i>Female, 2006</i>						
Quarter 1	807	807	809	241,305	33.44	54,923.6
Quarter 2	996	996	1,003	236,791	42.06	55,109.1
Quarter 3	917	917	918	233,540	39.27	55,334.9
Quarter 4	602	602	606	233,598	25.77	54,503.0



**Table 3. Summary of Loop Diuretic Users in the Sentinel Distributed Database (SDD) between January 1, 2000 and March 31, 2021, Cross-Stratified by Year-Quarter and Sex**

	New Users	New Episodes	Adjusted Dispensings	Eligible Members <sup>1</sup>	New Users per 10,000 Eligible Members <sup>1</sup>	Eligible Member-Years <sup>1</sup>
<i>Female, 2007</i>						
Quarter 1	51,251	51,251	51,508	3,312,266	154.73	761,115.1
Quarter 2	18,368	18,368	18,462	3,315,723	55.40	774,222.0
Quarter 3	12,832	12,832	12,885	3,320,600	38.64	782,779.8
Quarter 4	10,126	10,126	10,172	3,397,846	29.80	808,990.2
<i>Female, 2008</i>						
Quarter 1	52,803	52,803	53,074	4,322,943	122.15	987,451.2
Quarter 2	23,447	23,447	23,555	4,339,288	54.03	992,154.5
Quarter 3	17,957	17,957	18,026	4,330,947	41.46	1,002,061.7
Quarter 4	15,622	15,622	15,702	10,028,886	15.58	1,021,258.5
<i>Female, 2009</i>						
Quarter 1	77,190	77,190	77,596	9,409,641	82.03	2,158,697.5
Quarter 2	40,120	40,120	40,333	9,333,958	42.98	2,179,203.9
Quarter 3	31,519	31,519	31,672	9,409,180	33.50	2,205,786.6
Quarter 4	24,269	24,269	24,379	9,257,392	26.22	2,205,408.8
<i>Female, 2010</i>						
Quarter 1	32,108	32,108	32,310	9,035,587	35.54	2,091,382.7
Quarter 2	31,481	31,481	31,630	8,962,103	35.13	2,100,556.4
Quarter 3	26,400	26,400	26,544	8,954,872	29.48	2,105,562.5
Quarter 4	19,706	19,706	19,793	8,752,880	22.51	2,088,518.1
<i>Female, 2011</i>						
Quarter 1	1,006,701	1,006,701	1,013,864	15,770,653	638.34	3,521,157.1
Quarter 2	243,050	243,050	244,507	14,860,737	163.55	3,469,624.5
Quarter 3	176,547	176,547	177,586	14,803,928	119.26	3,484,806.6
Quarter 4	138,062	138,062	138,911	14,620,630	94.43	3,478,650.1
<i>Female, 2012</i>						
Quarter 1	176,642	176,642	177,815	14,785,590	119.47	3,417,398.1
Quarter 2	147,587	147,587	148,552	14,813,755	99.63	3,402,413.0
Quarter 3	129,509	129,509	130,264	14,854,188	87.19	3,436,963.6
Quarter 4	111,115	111,115	111,819	15,641,670	71.04	3,446,746.7
<i>Female, 2013</i>						
Quarter 1	147,992	147,992	149,049	14,711,705	100.59	3,410,466.9
Quarter 2	134,936	134,936	135,823	14,668,912	91.99	3,436,608.9
Quarter 3	120,985	120,985	121,776	14,745,680	82.05	3,480,324.7
Quarter 4	100,059	100,059	100,692	14,568,780	68.68	3,469,855.8
<i>Female, 2014</i>						
Quarter 1	199,629	199,629	201,399	16,145,003	123.65	3,748,058.0
Quarter 2	147,577	147,577	148,575	16,043,767	91.98	3,758,510.2
Quarter 3	127,474	127,474	128,293	16,110,044	79.13	3,803,322.6
Quarter 4	106,148	106,148	106,806	15,981,077	66.42	3,796,434.3

**Table 3. Summary of Loop Diuretic Users in the Sentinel Distributed Database (SDD) between January 1, 2000 and March 31, 2021, Cross-Stratified by Year-Quarter and Sex**

	New Users	New Episodes	Adjusted Dispensings	Eligible Members <sup>1</sup>	New Users per 10,000 Eligible Members <sup>1</sup>	Eligible Member-Years <sup>1</sup>
<i>Female, 2015</i>						
Quarter 1	147,671	147,671	148,847	16,627,275	88.81	3,868,057.4
Quarter 2	137,554	137,554	138,562	16,719,102	82.27	3,923,602.9
Quarter 3	122,909	122,909	123,759	16,790,195	73.20	3,970,399.5
Quarter 4	103,824	103,824	104,609	16,716,358	62.11	3,967,317.2
<i>Female, 2016</i>						
Quarter 1	142,959	142,959	144,215	17,227,047	82.99	3,992,264.4
Quarter 2	128,731	128,731	129,746	17,285,038	74.48	3,984,511.3
Quarter 3	117,635	117,635	118,556	17,341,715	67.83	4,026,159.5
Quarter 4	101,707	101,707	102,553	18,864,959	53.91	4,041,033.0
<i>Female, 2017</i>						
Quarter 1	133,242	133,242	134,422	17,109,782	77.87	3,967,729.8
Quarter 2	122,613	122,613	123,596	17,083,343	71.77	4,000,549.3
Quarter 3	111,440	111,440	112,439	17,130,907	65.05	4,044,916.9
Quarter 4	96,335	96,335	97,142	17,140,597	56.20	4,062,171.9
<i>Female, 2018</i>						
Quarter 1	122,477	122,477	123,671	17,113,601	71.57	3,975,277.1
Quarter 2	120,683	120,683	121,764	17,085,248	70.64	3,999,014.3
Quarter 3	108,609	108,609	109,549	17,091,897	63.54	4,029,220.8
Quarter 4	93,222	93,222	94,169	17,003,272	54.83	4,032,144.6
<i>Female, 2019</i>						
Quarter 1	114,418	114,418	115,733	16,835,848	67.96	3,911,813.1
Quarter 2	115,079	115,079	116,280	16,841,951	68.33	3,937,811.5
Quarter 3	105,257	105,257	106,362	16,908,223	62.25	3,980,922.6
Quarter 4	89,407	89,407	90,508	16,766,832	53.32	3,982,643.1
<i>Female, 2020</i>						
Quarter 1	121,342	121,342	122,828	16,630,096	72.97	3,853,775.4
Quarter 2	101,654	101,654	102,947	16,787,631	60.55	3,902,286.3
Quarter 3	104,705	104,705	105,949	17,172,414	60.97	3,971,375.5
Quarter 4	91,371	91,371	92,429	18,500,854	49.39	3,986,591.8
<i>Female, 2021</i>						
Quarter 1	98,410	98,410	99,260	12,167,347	80.88	2,723,622.2
<i>Male, 2000</i>						
Quarter 1	0	0	0	0	NaN	0.0
Quarter 2	0	0	0	0	NaN	0.0
Quarter 3	0	0	0	0	NaN	0.0
Quarter 4	677	677	682	243,348	27.82	666.3

**Table 3. Summary of Loop Diuretic Users in the Sentinel Distributed Database (SDD) between January 1, 2000 and March 31, 2021, Cross-Stratified by Year-Quarter and Sex**

	New Users	New Episodes	Adjusted Dispensings	Eligible Members <sup>1</sup>	New Users per 10,000 Eligible Members <sup>1</sup>	Eligible Member-Years <sup>1</sup>
<i>Male, 2001</i>						
Quarter 1	13,793	13,793	13,910	256,350	538.05	58,458.7
Quarter 2	2,660	2,660	2,674	247,265	107.58	59,144.8
Quarter 3	2,242	2,242	2,261	250,696	89.43	60,698.7
Quarter 4	1,972	1,972	1,992	254,100	77.61	61,483.5
<i>Male, 2002</i>						
Quarter 1	2,083	2,083	2,104	243,549	85.53	57,631.9
Quarter 2	2,135	2,135	2,152	248,302	85.98	57,866.2
Quarter 3	1,982	1,982	1,995	243,172	81.51	58,660.8
Quarter 4	1,747	1,747	1,762	240,107	72.76	54,062.2
<i>Male, 2003</i>						
Quarter 1	1,720	1,720	1,737	211,891	81.17	49,748.1
Quarter 2	1,921	1,921	1,943	208,215	92.26	48,871.3
Quarter 3	1,736	1,736	1,756	205,846	84.33	49,348.7
Quarter 4	1,459	1,459	1,475	203,121	71.83	48,867.2
<i>Male, 2004</i>						
Quarter 1	1,802	1,802	1,814	204,953	87.92	48,049.1
Quarter 2	1,705	1,705	1,718	205,107	83.13	47,845.7
Quarter 3	1,740	1,740	1,754	205,153	84.81	48,018.6
Quarter 4	1,602	1,602	1,627	203,761	78.62	47,840.0
<i>Male, 2005</i>						
Quarter 1	1,664	1,664	1,680	202,532	82.16	46,553.7
Quarter 2	1,667	1,667	1,680	201,397	82.77	47,465.3
Quarter 3	1,224	1,224	1,229	206,240	59.35	44,217.6
Quarter 4	1,017	1,017	1,021	169,098	60.14	39,654.1
<i>Male, 2006</i>						
Quarter 1	371	371	377	124,375	29.83	28,025.2
Quarter 2	357	357	360	121,700	29.33	28,206.6
Quarter 3	338	338	338	119,389	28.31	28,403.9
Quarter 4	227	227	227	119,477	19.00	27,885.4
<i>Male, 2007</i>						
Quarter 1	32,277	32,277	32,494	3,080,578	104.78	711,997.0
Quarter 2	9,842	9,842	9,897	3,096,016	31.79	726,219.7
Quarter 3	7,170	7,170	7,211	3,115,020	23.02	737,296.1
Quarter 4	6,409	6,409	6,445	3,206,595	19.99	765,843.9
<i>Male, 2008</i>						
Quarter 1	35,710	35,710	35,967	4,030,560	88.60	923,453.7
Quarter 2	14,321	14,321	14,398	4,058,764	35.28	929,151.0
Quarter 3	11,176	11,176	11,244	4,049,624	27.60	940,223.7
Quarter 4	10,886	10,886	10,968	9,523,993	11.43	958,405.1

**Table 3. Summary of Loop Diuretic Users in the Sentinel Distributed Database (SDD) between January 1, 2000 and March 31, 2021, Cross-Stratified by Year-Quarter and Sex**

	New Users	New Episodes	Adjusted Dispensings	Eligible Members <sup>1</sup>	New Users per 10,000 Eligible Members <sup>1</sup>	Eligible Member-Years <sup>1</sup>
<i>Male, 2009</i>						
Quarter 1	55,392	55,392	55,807	8,962,676	61.80	2,058,592.0
Quarter 2	24,145	24,145	24,315	8,874,170	27.21	2,076,855.9
Quarter 3	19,279	19,279	19,408	8,959,690	21.52	2,106,979.3
Quarter 4	16,853	16,853	16,973	8,823,859	19.10	2,106,581.7
<i>Male, 2010</i>						
Quarter 1	23,358	23,358	23,552	8,637,032	27.04	2,001,845.7
Quarter 2	18,655	18,655	18,780	8,548,337	21.82	2,010,391.5
Quarter 3	16,184	16,184	16,280	8,532,905	18.97	2,016,050.0
Quarter 4	14,331	14,331	14,438	8,374,662	17.11	2,003,631.9
<i>Male, 2011</i>						
Quarter 1	461,674	461,674	465,785	12,715,575	363.08	2,891,179.0
Quarter 2	114,733	114,733	115,588	12,329,741	93.05	2,889,031.4
Quarter 3	87,833	87,833	88,460	12,363,957	71.04	2,920,053.1
Quarter 4	75,434	75,434	75,958	12,281,092	61.42	2,929,117.6
<i>Male, 2012</i>						
Quarter 1	103,247	103,247	104,171	12,472,549	82.78	2,880,037.6
Quarter 2	78,633	78,633	79,261	12,553,836	62.64	2,881,608.7
Quarter 3	71,150	71,150	71,660	12,631,900	56.33	2,924,580.9
Quarter 4	66,229	66,229	66,747	13,363,800	49.56	2,942,632.4
<i>Male, 2013</i>						
Quarter 1	95,430	95,430	96,394	12,538,297	76.11	2,910,638.3
Quarter 2	76,496	76,496	77,141	12,516,719	61.12	2,939,095.1
Quarter 3	69,973	69,973	70,536	12,616,812	55.46	2,986,464.7
Quarter 4	63,031	63,031	63,546	12,489,950	50.47	2,981,027.4
<i>Male, 2014</i>						
Quarter 1	134,119	134,119	135,728	13,965,485	96.04	3,246,528.1
Quarter 2	87,786	87,786	88,601	13,897,936	63.16	3,261,435.8
Quarter 3	76,875	76,875	77,513	13,973,016	55.02	3,306,583.6
Quarter 4	69,943	69,943	70,584	13,900,061	50.32	3,304,252.3
<i>Male, 2015</i>						
Quarter 1	103,661	103,661	104,732	14,427,904	71.85	3,358,800.3
Quarter 2	84,462	84,462	85,265	14,523,807	58.15	3,413,187.4
Quarter 3	77,204	77,204	77,902	14,610,745	52.84	3,463,849.5
Quarter 4	71,000	71,000	71,678	14,590,509	48.66	3,473,542.6
<i>Male, 2016</i>						
Quarter 1	103,099	103,099	104,247	15,089,722	68.32	3,500,053.0
Quarter 2	83,432	83,432	84,319	15,233,282	54.77	3,513,440.2
Quarter 3	78,072	78,072	78,903	15,346,595	50.87	3,569,088.2
Quarter 4	72,407	72,407	73,187	16,841,158	42.99	3,593,520.4

**Table 3. Summary of Loop Diuretic Users in the Sentinel Distributed Database (SDD) between January 1, 2000 and March 31, 2021, Cross-Stratified by Year-Quarter and Sex**

	New Users	New Episodes	Adjusted Dispensings	Eligible Members <sup>1</sup>	New Users per 10,000 Eligible Members <sup>1</sup>	Eligible Member-Years <sup>1</sup>
<i>Male, 2017</i>						
Quarter 1	99,145	99,145	100,408	15,212,968	65.17	3,540,645.7
Quarter 2	82,217	82,217	83,033	15,201,817	54.08	3,575,648.9
Quarter 3	76,668	76,668	77,561	15,260,728	50.24	3,622,164.4
Quarter 4	70,463	70,463	71,315	15,309,906	46.02	3,642,667.5
<i>Male, 2018</i>						
Quarter 1	94,266	94,266	95,598	15,262,575	61.76	3,559,576.3
Quarter 2	82,028	82,028	83,068	15,215,914	53.91	3,578,231.0
Quarter 3	75,200	75,200	76,061	15,224,049	49.40	3,608,648.7
Quarter 4	70,187	70,187	71,062	15,157,244	46.31	3,609,980.1
<i>Male, 2019</i>						
Quarter 1	90,702	90,702	92,109	15,003,045	60.46	3,499,425.5
Quarter 2	80,458	80,458	81,614	14,985,922	53.69	3,520,373.6
Quarter 3	74,328	74,328	75,373	15,037,896	49.43	3,559,476.0
Quarter 4	68,178	68,178	69,193	14,933,510	45.65	3,561,851.3
<i>Male, 2020</i>						
Quarter 1	95,187	95,187	96,650	14,999,867	63.46	3,485,735.2
Quarter 2	75,208	75,208	76,455	15,092,989	49.83	3,511,864.7
Quarter 3	77,136	77,136	78,341	15,338,730	50.29	3,562,202.3
Quarter 4	71,166	71,166	72,173	16,555,759	42.99	3,570,691.2
<i>Male, 2021</i>						
Quarter 1	78,301	78,301	79,149	10,157,937	77.08	2,275,766.3
<b>Bumetanide</b>						
<i>Female, 2000</i>						
Quarter 1	0	0	0	0	NaN	0.0
Quarter 2	0	0	0	0	NaN	0.0
Quarter 3	0	0	0	0	NaN	0.0
Quarter 4	*****	*****	*****	*****	0.88	1,153.3
<i>Female, 2001</i>						
Quarter 1	1,041	1,041	1,041	442,369	23.53	104,735.9
Quarter 2	341	341	341	444,876	7.67	107,008.6
Quarter 3	288	288	288	451,981	6.37	109,711.5
Quarter 4	244	244	244	457,278	5.34	111,186.8
<i>Female, 2002</i>						
Quarter 1	310	310	310	441,138	7.03	104,699.4
Quarter 2	389	389	389	449,204	8.66	105,499.7
Quarter 3	295	295	295	442,856	6.66	107,210.1
Quarter 4	271	271	271	440,844	6.15	102,257.6

**Table 3. Summary of Loop Diuretic Users in the Sentinel Distributed Database (SDD) between January 1, 2000 and March 31, 2021, Cross-Stratified by Year-Quarter and Sex**

	New Users	New Episodes	Adjusted Dispensings	Eligible Members <sup>1</sup>	New Users per 10,000 Eligible Members <sup>1</sup>	Eligible Member-Years <sup>1</sup>
<i>Female, 2003</i>						
Quarter 1	265	265	265	406,946	6.51	96,122.9
Quarter 2	303	303	303	403,749	7.50	95,411.4
Quarter 3	285	285	285	400,642	7.11	96,401.0
Quarter 4	239	239	239	398,388	6.00	96,026.4
<i>Female, 2004</i>						
Quarter 1	266	266	266	402,351	6.61	94,793.6
Quarter 2	290	290	290	404,506	7.17	94,920.6
Quarter 3	307	307	307	405,845	7.56	95,812.9
Quarter 4	228	228	228	405,906	5.62	96,064.1
<i>Female, 2005</i>						
Quarter 1	265	265	265	403,220	6.57	93,628.6
Quarter 2	273	273	273	403,738	6.76	95,601.8
Quarter 3	179	179	179	411,773	4.35	91,889.5
Quarter 4	171	171	171	365,694	4.68	86,338.2
<i>Female, 2006</i>						
Quarter 1	38	38	38	266,193	1.43	60,634.6
Quarter 2	59	59	59	259,523	2.27	60,619.5
Quarter 3	52	52	52	255,710	2.03	60,822.4
Quarter 4	29	29	29	255,335	1.14	59,679.4
<i>Female, 2007</i>						
Quarter 1	2,468	2,468	2,468	3,332,748	7.41	773,374.7
Quarter 2	826	826	826	3,381,795	2.44	792,215.8
Quarter 3	550	550	550	3,398,777	1.62	803,386.6
Quarter 4	465	465	465	3,483,422	1.33	831,029.1
<i>Female, 2008</i>						
Quarter 1	2,473	2,473	2,473	4,410,409	5.61	1,016,194.5
Quarter 2	1,154	1,154	1,154	4,469,417	2.58	1,026,048.8
Quarter 3	938	938	938	4,474,009	2.10	1,038,924.5
Quarter 4	820	820	820	10,179,684	0.81	1,059,453.9
<i>Female, 2009</i>						
Quarter 1	3,827	3,827	3,827	9,555,528	4.01	2,203,627.3
Quarter 2	1,955	1,955	1,955	9,540,441	2.05	2,233,276.1
Quarter 3	1,661	1,661	1,661	9,639,197	1.72	2,265,061.2
Quarter 4	1,276	1,276	1,276	9,500,173	1.34	2,267,153.3
<i>Female, 2010</i>						
Quarter 1	1,725	1,725	1,725	9,265,866	1.86	2,149,528.5
Quarter 2	1,695	1,695	1,695	9,207,456	1.84	2,162,771.5
Quarter 3	1,459	1,459	1,459	9,214,756	1.58	2,171,508.9
Quarter 4	1,238	1,238	1,238	9,021,746	1.37	2,155,960.5

**Table 3. Summary of Loop Diuretic Users in the Sentinel Distributed Database (SDD) between January 1, 2000 and March 31, 2021, Cross-Stratified by Year-Quarter and Sex**

	New Users	New Episodes	Adjusted Dispensings	Eligible Members <sup>1</sup>	New Users per 10,000 Eligible Members <sup>1</sup>	Eligible Member-Years <sup>1</sup>
<i>Female, 2011</i>						
Quarter 1	47,705	47,705	47,705	16,020,138	29.78	3,734,166.5
Quarter 2	13,246	13,246	13,246	16,004,590	8.28	3,773,974.8
Quarter 3	10,149	10,149	10,149	16,087,028	6.31	3,818,725.0
Quarter 4	8,357	8,357	8,357	15,977,248	5.23	3,825,486.6
<i>Female, 2012</i>						
Quarter 1	10,834	10,834	10,834	16,154,184	6.71	3,766,486.3
Quarter 2	9,187	9,187	9,187	16,265,682	5.65	3,766,423.5
Quarter 3	8,248	8,248	8,248	16,364,561	5.04	3,817,562.6
Quarter 4	7,442	7,442	7,442	17,196,381	4.33	3,835,006.6
<i>Female, 2013</i>						
Quarter 1	9,902	9,902	9,902	16,248,747	6.09	3,790,698.0
Quarter 2	9,768	9,768	9,768	16,260,589	6.01	3,831,545.4
Quarter 3	8,862	8,862	8,862	16,381,407	5.41	3,889,566.7
Quarter 4	7,839	7,839	7,839	16,235,534	4.83	3,884,214.3
<i>Female, 2014</i>						
Quarter 1	12,424	12,424	12,424	17,782,082	6.99	4,159,144.7
Quarter 2	7,901	7,901	7,901	17,786,964	4.44	4,190,651.3
Quarter 3	8,212	8,212	8,212	17,897,394	4.59	4,249,469.7
Quarter 4	7,319	7,319	7,319	17,795,790	4.11	4,246,876.2
<i>Female, 2015</i>						
Quarter 1	9,499	9,499	9,499	18,406,835	5.16	4,305,094.2
Quarter 2	9,416	9,416	9,416	18,546,631	5.08	4,374,171.1
Quarter 3	9,012	9,012	9,012	18,654,332	4.83	4,433,828.5
Quarter 4	8,060	8,060	8,060	18,604,174	4.33	4,434,021.2
<i>Female, 2016</i>						
Quarter 1	10,318	10,318	10,318	19,083,982	5.41	4,450,967.7
Quarter 2	10,019	10,019	10,019	19,186,816	5.22	4,450,602.6
Quarter 3	9,297	9,297	9,297	19,274,240	4.82	4,504,616.2
Quarter 4	8,760	8,760	8,760	20,828,741	4.21	4,523,217.9
<i>Female, 2017</i>						
Quarter 1	10,614	10,614	10,614	19,006,780	5.58	4,429,166.9
Quarter 2	10,518	10,518	10,518	19,011,162	5.53	4,472,126.1
Quarter 3	10,143	10,143	10,143	19,080,492	5.32	4,526,834.1
Quarter 4	8,661	8,661	8,661	19,104,388	4.53	4,545,762.0
<i>Female, 2018</i>						
Quarter 1	9,847	9,847	9,847	19,018,680	5.18	4,436,863.1
Quarter 2	10,074	10,074	10,074	19,010,205	5.30	4,469,197.7
Quarter 3	9,692	9,692	9,692	19,034,745	5.09	4,508,587.0
Quarter 4	8,863	8,863	8,863	18,956,172	4.68	4,512,449.4

**Table 3. Summary of Loop Diuretic Users in the Sentinel Distributed Database (SDD) between January 1, 2000 and March 31, 2021, Cross-Stratified by Year-Quarter and Sex**

	New Users	New Episodes	Adjusted Dispensings	Eligible Members <sup>1</sup>	New Users per 10,000 Eligible Members <sup>1</sup>	Eligible Member-Years <sup>1</sup>
<i>Female, 2019</i>						
Quarter 1	10,323	10,323	10,323	18,725,238	5.51	4,368,554.5
Quarter 2	10,826	10,826	10,826	18,743,471	5.78	4,400,955.4
Quarter 3	10,316	10,316	10,316	18,819,925	5.48	4,451,590.3
Quarter 4	9,383	9,383	9,383	18,679,773	5.02	4,453,302.1
<i>Female, 2020</i>						
Quarter 1	10,920	10,920	10,920	18,452,454	5.92	4,299,559.9
Quarter 2	9,821	9,821	9,821	18,640,812	5.27	4,355,019.6
Quarter 3	9,602	9,602	9,602	19,056,081	5.04	4,434,079.5
Quarter 4	9,086	9,086	9,086	20,401,976	4.45	4,450,771.5
<i>Female, 2021</i>						
Quarter 1	9,594	9,594	9,594	13,868,279	6.92	3,116,664.8
<i>Male, 2000</i>						
Quarter 1	0	0	0	0	NaN	0.0
Quarter 2	0	0	0	0	NaN	0.0
Quarter 3	0	0	0	0	NaN	0.0
Quarter 4	*****	*****	*****	*****	0.37	666.3
<i>Male, 2001</i>						
Quarter 1	388	388	388	257,016	15.10	60,952.0
Quarter 2	133	133	133	260,664	5.10	62,699.3
Quarter 3	98	98	98	265,752	3.69	64,655.5
Quarter 4	79	79	79	270,392	2.92	65,707.1
<i>Male, 2002</i>						
Quarter 1	120	120	120	260,789	4.60	61,973.7
Quarter 2	147	147	147	266,734	5.51	62,550.2
Quarter 3	121	121	121	262,692	4.61	63,663.5
Quarter 4	114	114	114	260,662	4.37	59,221.8
<i>Male, 2003</i>						
Quarter 1	101	101	101	232,763	4.34	54,891.3
Quarter 2	128	128	128	229,501	5.58	54,195.8
Quarter 3	123	123	123	227,979	5.40	54,931.0
Quarter 4	97	97	97	225,878	4.29	54,558.7
<i>Male, 2004</i>						
Quarter 1	108	108	108	228,098	4.73	53,801.2
Quarter 2	126	126	126	228,864	5.51	53,727.9
Quarter 3	102	102	102	229,538	4.44	54,121.1
Quarter 4	109	109	109	228,717	4.77	54,076.1



**Table 3. Summary of Loop Diuretic Users in the Sentinel Distributed Database (SDD) between January 1, 2000 and March 31, 2021, Cross-Stratified by Year-Quarter and Sex**

	New Users	New Episodes	Adjusted Dispensings	Eligible Members <sup>1</sup>	New Users per 10,000 Eligible Members <sup>1</sup>	Eligible Member-Years <sup>1</sup>
<i>Male, 2005</i>						
Quarter 1	131	131	131	227,947	5.75	52,717.0
Quarter 2	109	109	109	227,053	4.80	53,806.4
Quarter 3	77	77	77	232,551	3.31	50,312.3
Quarter 4	76	76	76	191,956	3.96	45,218.1
<i>Male, 2006</i>						
Quarter 1	21	21	21	134,206	1.56	30,226.6
Quarter 2	22	22	22	130,252	1.69	30,258.8
Quarter 3	23	23	23	127,533	1.80	30,396.8
Quarter 4	13	13	13	127,218	1.02	29,692.0
<i>Male, 2007</i>						
Quarter 1	1,339	1,339	1,339	3,087,644	4.34	718,426.3
Quarter 2	451	451	451	3,131,867	1.44	735,966.2
Quarter 3	302	302	302	3,156,645	0.96	748,256.6
Quarter 4	268	268	268	3,251,689	0.82	777,533.1
<i>Male, 2008</i>						
Quarter 1	1,616	1,616	1,616	4,076,689	3.96	939,691.3
Quarter 2	688	688	688	4,133,902	1.66	948,745.2
Quarter 3	576	576	576	4,131,805	1.39	961,396.1
Quarter 4	584	584	584	9,610,599	0.61	980,435.8
<i>Male, 2009</i>						
Quarter 1	2,443	2,443	2,443	9,046,474	2.70	2,085,844.0
Quarter 2	1,198	1,198	1,198	9,001,074	1.33	2,109,937.8
Quarter 3	1,010	1,010	1,010	9,098,877	1.11	2,142,646.0
Quarter 4	911	911	911	8,968,974	1.02	2,143,534.9
<i>Male, 2010</i>						
Quarter 1	1,174	1,174	1,174	8,774,112	1.34	2,036,788.6
Quarter 2	1,049	1,049	1,049	8,696,315	1.21	2,047,726.5
Quarter 3	983	983	983	8,687,669	1.13	2,055,115.9
Quarter 4	979	979	979	8,533,662	1.15	2,043,555.4
<i>Male, 2011</i>						
Quarter 1	21,614	21,614	21,614	12,862,932	16.80	2,995,226.6
Quarter 2	6,429	6,429	6,429	12,881,922	4.99	3,035,039.5
Quarter 3	5,180	5,180	5,180	12,976,030	3.99	3,078,875.7
Quarter 4	4,855	4,855	4,855	12,926,610	3.76	3,094,303.0
<i>Male, 2012</i>						
Quarter 1	6,423	6,423	6,423	13,122,337	4.89	3,047,388.8
Quarter 2	5,132	5,132	5,132	13,255,357	3.87	3,057,481.7
Quarter 3	4,644	4,644	4,644	13,361,579	3.48	3,108,496.7
Quarter 4	4,549	4,549	4,549	14,117,382	3.22	3,131,196.1

**Table 3. Summary of Loop Diuretic Users in the Sentinel Distributed Database (SDD) between January 1, 2000 and March 31, 2021, Cross-Stratified by Year-Quarter and Sex**

	New Users	New Episodes	Adjusted Dispensings	Eligible Members <sup>1</sup>	New Users per 10,000 Eligible Members <sup>1</sup>	Eligible Member-Years <sup>1</sup>
<i>Male, 2013</i>						
Quarter 1	6,625	6,625	6,625	13,283,801	4.99	3,097,054.5
Quarter 2	5,707	5,707	5,707	13,303,924	4.29	3,134,686.4
Quarter 3	5,338	5,338	5,338	13,427,842	3.98	3,189,528.2
Quarter 4	5,020	5,020	5,020	13,319,280	3.77	3,187,616.0
<i>Male, 2014</i>						
Quarter 1	8,733	8,733	8,733	14,780,980	5.91	3,454,242.0
Quarter 2	5,167	5,167	5,167	14,788,269	3.49	3,482,669.3
Quarter 3	5,192	5,192	5,192	14,888,001	3.49	3,535,230.5
Quarter 4	5,168	5,168	5,168	14,831,880	3.48	3,536,098.9
<i>Male, 2015</i>						
Quarter 1	7,104	7,104	7,104	15,344,049	4.63	3,585,845.8
Quarter 2	6,545	6,545	6,545	15,479,885	4.23	3,649,205.9
Quarter 3	6,088	6,088	6,088	15,587,561	3.91	3,706,949.3
Quarter 4	6,157	6,157	6,157	15,583,313	3.95	3,719,832.9
<i>Male, 2016</i>						
Quarter 1	7,967	7,967	7,967	16,069,427	4.96	3,744,239.2
Quarter 2	7,198	7,198	7,198	16,253,714	4.43	3,764,145.7
Quarter 3	6,738	6,738	6,738	16,389,287	4.11	3,827,799.2
Quarter 4	6,896	6,896	6,896	17,905,883	3.85	3,855,883.4
<i>Male, 2017</i>						
Quarter 1	8,719	8,719	8,719	16,242,818	5.37	3,793,365.4
Quarter 2	7,711	7,711	7,711	16,261,771	4.74	3,835,871.6
Quarter 3	7,412	7,412	7,412	16,336,178	4.54	3,888,948.7
Quarter 4	6,990	6,990	6,990	16,398,213	4.26	3,911,632.7
<i>Male, 2018</i>						
Quarter 1	8,157	8,157	8,157	16,318,529	5.00	3,817,526.5
Quarter 2	7,678	7,678	7,678	16,297,718	4.71	3,843,422.0
Quarter 3	7,131	7,131	7,131	16,319,632	4.37	3,879,741.7
Quarter 4	7,166	7,166	7,166	16,262,744	4.41	3,882,905.0
<i>Male, 2019</i>						
Quarter 1	8,936	8,936	8,936	16,075,579	5.56	3,760,730.2
Quarter 2	8,526	8,526	8,526	16,078,477	5.30	3,787,385.6
Quarter 3	8,024	8,024	8,024	16,139,573	4.97	3,831,469.5
Quarter 4	7,578	7,578	7,578	16,040,035	4.72	3,835,043.4
<i>Male, 2020</i>						
Quarter 1	9,448	9,448	9,448	16,062,667	5.88	3,747,694.3
Quarter 2	7,997	7,997	7,997	16,186,510	4.94	3,780,023.5
Quarter 3	7,906	7,906	7,906	16,455,100	4.80	3,837,019.4
Quarter 4	7,694	7,694	7,694	17,686,025	4.35	3,847,631.8

**Table 3. Summary of Loop Diuretic Users in the Sentinel Distributed Database (SDD) between January 1, 2000 and March 31, 2021, Cross-Stratified by Year-Quarter and Sex**

	New Users	New Episodes	Adjusted Dispensings	Eligible Members <sup>1</sup>	New Users per 10,000 Eligible Members <sup>1</sup>	Eligible Member-Years <sup>1</sup>
<i>Male, 2021</i>						
Quarter 1	8,284	8,284	8,284	11,158,024	7.42	2,506,908.8
<i>Furosemide</i>						
<i>Female, 2000</i>						
Quarter 1	0	0	0	0	NaN	0.0
Quarter 2	0	0	0	0	NaN	0.0
Quarter 3	0	0	0	0	NaN	0.0
Quarter 4	2,034	2,034	2,034	421,246	48.29	1,153.3
<i>Female, 2001</i>						
Quarter 1	33,722	33,722	33,722	440,379	765.75	98,652.3
Quarter 2	7,471	7,471	7,471	411,642	181.49	98,019.6
Quarter 3	5,568	5,568	5,568	413,351	134.70	99,526.8
Quarter 4	4,420	4,420	4,420	415,292	106.43	100,333.6
<i>Female, 2002</i>						
Quarter 1	4,293	4,293	4,293	397,010	108.13	93,678.4
Quarter 2	5,172	5,172	5,172	402,823	128.39	93,717.6
Quarter 3	4,624	4,624	4,624	393,720	117.44	94,633.6
Quarter 4	3,581	3,581	3,581	389,213	92.01	89,358.8
<i>Female, 2003</i>						
Quarter 1	3,555	3,555	3,555	354,985	100.15	83,343.1
Quarter 2	4,377	4,377	4,377	350,738	124.79	82,153.1
Quarter 3	4,050	4,050	4,050	345,505	117.22	82,474.9
Quarter 4	3,045	3,045	3,045	341,510	89.16	81,810.7
<i>Female, 2004</i>						
Quarter 1	3,689	3,689	3,689	344,494	107.08	80,509.7
Quarter 2	3,908	3,908	3,908	345,596	113.08	80,346.4
Quarter 3	3,811	3,811	3,811	345,378	110.34	80,690.3
Quarter 4	3,036	3,036	3,036	344,060	88.24	80,664.1
<i>Female, 2005</i>						
Quarter 1	2,974	2,974	2,974	340,580	87.32	78,480.2
Quarter 2	3,695	3,695	3,695	340,628	108.48	80,020.1
Quarter 3	2,697	2,697	2,697	347,000	77.72	76,737.8
Quarter 4	2,063	2,063	2,063	307,981	66.98	72,302.2
<i>Female, 2006</i>						
Quarter 1	787	787	787	242,079	32.51	55,092.5
Quarter 2	970	970	970	237,429	40.85	55,264.3
Quarter 3	887	887	887	234,155	37.88	55,489.7
Quarter 4	598	598	598	234,200	25.53	54,640.7

**Table 3. Summary of Loop Diuretic Users in the Sentinel Distributed Database (SDD) between January 1, 2000 and March 31, 2021, Cross-Stratified by Year-Quarter and Sex**

	New Users	New Episodes	Adjusted Dispensings	Eligible Members <sup>1</sup>	New Users per 10,000 Eligible Members <sup>1</sup>	Eligible Member-Years <sup>1</sup>
<i>Female, 2007</i>						
Quarter 1	46,066	46,066	46,066	3,312,798	139.05	762,045.0
Quarter 2	16,985	16,985	16,985	3,321,148	51.14	775,708.1
Quarter 3	12,032	12,032	12,032	3,326,925	36.17	784,423.6
Quarter 4	9,478	9,478	9,478	3,404,517	27.84	810,702.6
<i>Female, 2008</i>						
Quarter 1	48,855	48,855	48,855	4,329,589	112.84	989,668.5
Quarter 2	22,081	22,081	22,081	4,349,279	50.77	994,728.5
Quarter 3	16,948	16,948	16,948	4,341,627	39.04	1,004,784.2
Quarter 4	14,815	14,815	14,815	10,039,885	14.76	1,024,004.5
<i>Female, 2009</i>						
Quarter 1	69,947	69,947	69,947	9,419,958	74.25	2,162,209.7
Quarter 2	37,577	37,577	37,577	9,350,513	40.19	2,183,489.8
Quarter 3	29,560	29,560	29,560	9,427,066	31.36	2,210,375.2
Quarter 4	22,914	22,914	22,914	9,275,986	24.70	2,210,093.4
<i>Female, 2010</i>						
Quarter 1	30,008	30,008	30,008	9,052,637	33.15	2,095,687.9
Quarter 2	29,773	29,773	29,773	8,980,225	33.15	2,105,101.6
Quarter 3	25,098	25,098	25,098	8,973,637	27.97	2,110,255.8
Quarter 4	18,624	18,624	18,624	8,771,823	21.23	2,093,233.6
<i>Female, 2011</i>						
Quarter 1	925,160	925,160	925,160	15,788,102	585.99	3,538,618.0
Quarter 2	228,462	228,462	228,462	14,954,537	152.77	3,494,104.1
Quarter 3	167,567	167,567	167,567	14,904,901	112.42	3,510,545.4
Quarter 4	131,093	131,093	131,093	14,723,342	89.04	3,504,572.3
<i>Female, 2012</i>						
Quarter 1	166,457	166,457	166,457	14,886,865	111.81	3,442,991.2
Quarter 2	141,216	141,216	141,216	14,919,454	94.65	3,428,412.1
Quarter 3	124,230	124,230	124,230	14,960,793	83.04	3,463,385.8
Quarter 4	106,477	106,477	106,477	15,748,947	67.61	3,473,136.0
<i>Female, 2013</i>						
Quarter 1	139,541	139,541	139,541	14,815,717	94.18	3,436,072.8
Quarter 2	129,228	129,228	129,228	14,776,576	87.45	3,462,924.2
Quarter 3	115,817	115,817	115,817	14,853,982	77.97	3,507,084.5
Quarter 4	95,813	95,813	95,813	14,677,323	65.28	3,496,569.4
<i>Female, 2014</i>						
Quarter 1	188,261	188,261	188,261	16,250,129	115.85	3,774,607.5
Quarter 2	144,734	144,734	144,734	16,155,267	89.59	3,785,176.9
Quarter 3	122,490	122,490	122,490	16,218,928	75.52	3,830,141.4
Quarter 4	102,177	102,177	102,177	16,090,057	63.50	3,823,160.2

**Table 3. Summary of Loop Diuretic Users in the Sentinel Distributed Database (SDD) between January 1, 2000 and March 31, 2021, Cross-Stratified by Year-Quarter and Sex**

	New Users	New Episodes	Adjusted Dispensings	Eligible Members <sup>1</sup>	New Users per 10,000 Eligible Members <sup>1</sup>	Eligible Member-Years <sup>1</sup>
<i>Female, 2015</i>						
Quarter 1	140,088	140,088	140,088	16,732,762	83.72	3,893,884.3
Quarter 2	131,962	131,962	131,962	16,827,661	78.42	3,950,033.2
Quarter 3	117,829	117,829	117,829	16,899,493	69.72	3,997,255.5
Quarter 4	99,684	99,684	99,684	16,825,952	59.24	3,994,109.3
<i>Female, 2016</i>						
Quarter 1	135,358	135,358	135,358	17,333,804	78.09	4,018,605.2
Quarter 2	123,229	123,229	123,229	17,394,744	70.84	4,011,123.7
Quarter 3	112,609	112,609	112,609	17,451,972	64.53	4,053,230.8
Quarter 4	97,228	97,228	97,228	18,976,263	51.24	4,068,160.3
<i>Female, 2017</i>						
Quarter 1	125,939	125,939	125,939	17,215,927	73.15	3,993,549.1
Quarter 2	117,090	117,090	117,090	17,191,843	68.11	4,026,882.3
Quarter 3	106,369	106,369	106,369	17,240,017	61.70	4,071,715.8
Quarter 4	91,953	91,953	91,953	17,250,212	53.31	4,088,975.1
<i>Female, 2018</i>						
Quarter 1	115,419	115,419	115,419	17,219,144	67.03	4,000,887.6
Quarter 2	115,230	115,230	115,230	17,193,003	67.02	4,025,130.9
Quarter 3	103,359	103,359	103,359	17,200,065	60.09	4,055,736.8
Quarter 4	88,635	88,635	88,635	17,111,730	51.80	4,058,690.2
<i>Female, 2019</i>						
Quarter 1	107,640	107,640	107,640	16,940,462	63.54	3,937,149.2
Quarter 2	109,258	109,258	109,258	16,948,497	64.46	3,963,636.5
Quarter 3	99,755	99,755	99,755	17,015,218	58.63	4,007,180.8
Quarter 4	84,277	84,277	84,277	16,874,057	49.94	4,008,960.7
<i>Female, 2020</i>						
Quarter 1	112,607	112,607	112,607	16,733,024	67.30	3,879,214.5
Quarter 2	95,277	95,277	95,277	16,894,756	56.39	3,928,538.2
Quarter 3	98,256	98,256	98,256	17,282,500	56.85	3,998,402.2
Quarter 4	85,439	85,439	85,439	18,612,691	45.90	4,013,903.2
<i>Female, 2021</i>						
Quarter 1	90,650	90,650	90,650	12,267,660	73.89	2,746,901.5
<i>Male, 2000</i>						
Quarter 1	0	0	0	0	NaN	0.0
Quarter 2	0	0	0	0	NaN	0.0
Quarter 3	0	0	0	0	NaN	0.0
Quarter 4	660	660	660	243,348	27.12	666.3

**Table 3. Summary of Loop Diuretic Users in the Sentinel Distributed Database (SDD) between January 1, 2000 and March 31, 2021, Cross-Stratified by Year-Quarter and Sex**

	New Users	New Episodes	Adjusted Dispensings	Eligible Members <sup>1</sup>	New Users per 10,000 Eligible Members <sup>1</sup>	Eligible Member-Years <sup>1</sup>
<i>Male, 2001</i>						
Quarter 1	13,245	13,245	13,245	256,367	516.64	58,560.9
Quarter 2	2,584	2,584	2,584	247,797	104.28	59,282.6
Quarter 3	2,174	2,174	2,174	251,255	86.53	60,844.8
Quarter 4	1,918	1,918	1,918	254,691	75.31	61,633.3
<i>Male, 2002</i>						
Quarter 1	2,005	2,005	2,005	244,167	82.12	57,790.0
Quarter 2	2,057	2,057	2,057	248,979	82.62	58,037.6
Quarter 3	1,921	1,921	1,921	243,886	78.77	58,843.0
Quarter 4	1,686	1,686	1,686	240,852	70.00	54,247.7
<i>Male, 2003</i>						
Quarter 1	1,654	1,654	1,654	212,644	77.78	49,933.4
Quarter 2	1,873	1,873	1,873	208,981	89.63	49,059.9
Quarter 3	1,662	1,662	1,662	206,619	80.44	49,547.3
Quarter 4	1,433	1,433	1,433	203,949	70.26	49,071.5
<i>Male, 2004</i>						
Quarter 1	1,744	1,744	1,744	205,767	84.76	48,249.9
Quarter 2	1,649	1,649	1,649	205,929	80.08	48,050.4
Quarter 3	1,679	1,679	1,679	206,001	81.50	48,230.4
Quarter 4	1,550	1,550	1,550	204,629	75.75	48,056.0
<i>Male, 2005</i>						
Quarter 1	1,641	1,641	1,641	203,419	80.67	46,762.1
Quarter 2	1,626	1,626	1,626	202,260	80.39	47,678.8
Quarter 3	1,212	1,212	1,212	207,132	58.51	44,418.5
Quarter 4	996	996	996	169,850	58.64	39,833.7
<i>Male, 2006</i>						
Quarter 1	360	360	360	124,695	28.87	28,094.2
Quarter 2	345	345	345	121,954	28.29	28,267.3
Quarter 3	323	323	323	119,629	27.00	28,463.4
Quarter 4	216	216	216	119,707	18.04	27,940.4
<i>Male, 2007</i>						
Quarter 1	29,321	29,321	29,321	3,080,788	95.17	712,510.0
Quarter 2	9,178	9,178	9,178	3,098,978	29.62	727,013.0
Quarter 3	6,761	6,761	6,761	3,118,324	21.68	738,154.0
Quarter 4	6,030	6,030	6,030	3,210,062	18.78	766,731.6
<i>Male, 2008</i>						
Quarter 1	33,065	33,065	33,065	4,034,007	81.97	924,695.7
Quarter 2	13,500	13,500	13,500	4,064,471	33.21	930,608.3
Quarter 3	10,651	10,651	10,651	4,055,644	26.26	941,744.2
Quarter 4	10,291	10,291	10,291	9,530,093	10.80	959,942.7

**Table 3. Summary of Loop Diuretic Users in the Sentinel Distributed Database (SDD) between January 1, 2000 and March 31, 2021, Cross-Stratified by Year-Quarter and Sex**

	New Users	New Episodes	Adjusted Dispensings	Eligible Members <sup>1</sup>	New Users per 10,000 Eligible Members <sup>1</sup>	Eligible Member-Years <sup>1</sup>
<i>Male, 2009</i>						
Quarter 1	50,675	50,675	50,675	8,968,521	56.50	2,060,658.1
Quarter 2	22,677	22,677	22,677	8,883,966	25.53	2,079,368.8
Quarter 3	18,133	18,133	18,133	8,970,130	20.21	2,109,630.2
Quarter 4	15,976	15,976	15,976	8,834,532	18.08	2,109,266.5
<i>Male, 2010</i>						
Quarter 1	21,958	21,958	21,958	8,646,767	25.39	2,004,311.6
Quarter 2	17,629	17,629	17,629	8,558,692	20.60	2,012,972.7
Quarter 3	15,305	15,305	15,305	8,543,523	17.91	2,018,696.0
Quarter 4	13,536	13,536	13,536	8,385,358	16.14	2,006,303.4
<i>Male, 2011</i>						
Quarter 1	424,856	424,856	424,856	12,725,407	333.86	2,899,394.6
Quarter 2	107,808	107,808	107,808	12,373,353	87.13	2,900,365.1
Quarter 3	83,171	83,171	83,171	12,410,480	67.02	2,931,886.5
Quarter 4	71,291	71,291	71,291	12,328,345	57.83	2,941,054.0
<i>Male, 2012</i>						
Quarter 1	96,681	96,681	96,681	12,519,194	77.23	2,892,017.2
Quarter 2	74,646	74,646	74,646	12,603,857	59.22	2,893,950.9
Quarter 3	67,692	67,692	67,692	12,682,666	53.37	2,937,189.7
Quarter 4	62,950	62,950	62,950	13,415,067	46.92	2,955,273.2
<i>Male, 2013</i>						
Quarter 1	89,314	89,314	89,314	12,588,090	70.95	2,923,105.1
Quarter 2	72,669	72,669	72,669	12,569,607	57.81	2,952,054.7
Quarter 3	66,394	66,394	66,394	12,670,123	52.40	2,999,675.3
Quarter 4	59,662	59,662	59,662	12,543,699	47.56	2,994,313.7
<i>Male, 2014</i>						
Quarter 1	125,044	125,044	125,044	14,017,858	89.20	3,260,106.1
Quarter 2	84,814	84,814	84,814	13,955,990	60.77	3,275,418.4
Quarter 3	73,200	73,200	73,200	14,030,341	52.17	3,320,728.3
Quarter 4	66,590	66,590	66,590	13,957,493	47.71	3,318,394.4
<i>Male, 2015</i>						
Quarter 1	97,190	97,190	97,190	14,483,734	67.10	3,372,687.4
Quarter 2	80,109	80,109	80,109	14,582,821	54.93	3,427,595.4
Quarter 3	73,269	73,269	73,269	14,670,557	49.94	3,478,578.8
Quarter 4	67,125	67,125	67,125	14,650,829	45.82	3,488,419.4
<i>Male, 2016</i>						
Quarter 1	96,228	96,228	96,228	15,148,881	63.52	3,514,915.1
Quarter 2	78,871	78,871	78,871	15,295,641	51.56	3,528,691.6
Quarter 3	73,569	73,569	73,569	15,410,128	47.74	3,584,788.7
Quarter 4	68,105	68,105	68,105	16,905,832	40.28	3,609,427.4

**Table 3. Summary of Loop Diuretic Users in the Sentinel Distributed Database (SDD) between January 1, 2000 and March 31, 2021, Cross-Stratified by Year-Quarter and Sex**

	New Users	New Episodes	Adjusted Dispensings	Eligible Members <sup>1</sup>	New Users per 10,000 Eligible Members <sup>1</sup>	Eligible Member-Years <sup>1</sup>
<i>Male, 2017</i>						
Quarter 1	92,049	92,049	92,049	15,275,165	60.26	3,556,083.9
Quarter 2	77,182	77,182	77,182	15,267,172	50.55	3,591,675.8
Quarter 3	71,887	71,887	71,887	15,327,140	46.90	3,638,607.8
Quarter 4	66,012	66,012	66,012	15,377,338	42.93	3,659,316.0
<i>Male, 2018</i>						
Quarter 1	87,587	87,587	87,587	15,327,899	57.14	3,575,667.8
Quarter 2	77,177	77,177	77,177	15,283,953	50.50	3,594,838.7
Quarter 3	70,288	70,288	70,288	15,292,675	45.96	3,625,629.5
Quarter 4	65,442	65,442	65,442	15,226,658	42.98	3,627,133.0
<i>Male, 2019</i>						
Quarter 1	83,455	83,455	83,455	15,070,583	55.38	3,516,096.9
Quarter 2	74,873	74,873	74,873	15,056,519	49.73	3,537,631.0
Quarter 3	68,956	68,956	68,956	15,109,529	45.64	3,577,213.3
Quarter 4	63,172	63,172	63,172	15,005,903	42.10	3,579,783.1
<i>Male, 2020</i>						
Quarter 1	86,195	86,195	86,195	15,069,921	57.20	3,503,353.2
Quarter 2	69,121	69,121	69,121	15,167,813	45.57	3,530,352.7
Quarter 3	70,869	70,869	70,869	15,416,329	45.97	3,581,393.2
Quarter 4	65,095	65,095	65,095	16,635,295	39.13	3,590,282.6
<i>Male, 2021</i>						
Quarter 1	70,608	70,608	70,608	10,228,625	69.03	2,292,287.6
<b>Torsemide</b>						
<i>Female, 2000</i>						
Quarter 1	0	0	0	0	NaN	0.0
Quarter 2	0	0	0	0	NaN	0.0
Quarter 3	0	0	0	0	NaN	0.0
Quarter 4	*****	*****	*****	*****	0.74	1,153.3
<i>Female, 2001</i>						
Quarter 1	719	719	719	442,375	16.25	104,804.9
Quarter 2	354	354	354	445,202	7.95	107,085.3
Quarter 3	343	343	343	452,278	7.58	109,781.1
Quarter 4	285	285	285	457,519	6.23	111,242.1
<i>Female, 2002</i>						
Quarter 1	324	324	324	441,330	7.34	104,745.2
Quarter 2	452	452	452	449,400	10.06	105,535.5
Quarter 3	340	340	340	442,973	7.68	107,236.8
Quarter 4	275	275	275	440,908	6.24	102,272.5



**Table 3. Summary of Loop Diuretic Users in the Sentinel Distributed Database (SDD) between January 1, 2000 and March 31, 2021, Cross-Stratified by Year-Quarter and Sex**

	New Users	New Episodes	Adjusted Dispensings	Eligible Members <sup>1</sup>	New Users per 10,000 Eligible Members <sup>1</sup>	Eligible Member-Years <sup>1</sup>
<i>Female, 2003</i>						
Quarter 1	282	282	282	407,014	6.93	96,134.9
Quarter 2	326	326	326	403,805	8.07	95,428.4
Quarter 3	372	372	372	400,703	9.28	96,402.5
Quarter 4	258	258	258	398,357	6.48	96,011.6
<i>Female, 2004</i>						
Quarter 1	260	260	260	402,257	6.46	94,776.0
Quarter 2	343	343	343	404,424	8.48	94,893.7
Quarter 3	336	336	336	405,734	8.28	95,781.0
Quarter 4	286	286	286	405,769	7.05	96,017.5
<i>Female, 2005</i>						
Quarter 1	255	255	255	402,997	6.33	93,580.2
Quarter 2	267	267	267	403,575	6.62	95,557.3
Quarter 3	172	172	172	411,610	4.18	91,852.1
Quarter 4	112	112	112	365,591	3.06	86,319.3
<i>Female, 2006</i>						
Quarter 1	41	41	41	266,258	1.54	60,652.3
Quarter 2	48	48	48	259,600	1.85	60,637.3
Quarter 3	40	40	40	255,780	1.56	60,844.1
Quarter 4	41	41	41	255,432	1.61	59,704.1
<i>Female, 2007</i>						
Quarter 1	3,035	3,035	3,035	3,332,835	9.11	773,315.3
Quarter 2	1,027	1,027	1,027	3,381,338	3.04	792,078.9
Quarter 3	706	706	706	3,398,169	2.08	803,212.0
Quarter 4	568	568	568	3,482,639	1.63	830,826.5
<i>Female, 2008</i>						
Quarter 1	2,155	2,155	2,155	4,409,564	4.89	1,016,045.0
Quarter 2	1,063	1,063	1,063	4,468,920	2.38	1,025,938.4
Quarter 3	873	873	873	4,473,624	1.95	1,038,839.0
Quarter 4	712	712	712	10,179,434	0.70	1,059,406.3
<i>Female, 2009</i>						
Quarter 1	4,371	4,371	4,371	9,555,386	4.57	2,203,500.4
Quarter 2	1,944	1,944	1,944	9,539,799	2.04	2,233,116.8
Quarter 3	1,569	1,569	1,569	9,638,577	1.63	2,264,920.9
Quarter 4	1,250	1,250	1,250	9,499,662	1.32	2,267,031.5
<i>Female, 2010</i>						
Quarter 1	1,540	1,540	1,540	9,265,614	1.66	2,149,497.6
Quarter 2	1,509	1,509	1,509	9,207,397	1.64	2,162,775.1
Quarter 3	1,263	1,263	1,263	9,214,845	1.37	2,171,556.2
Quarter 4	956	956	956	9,021,958	1.06	2,156,048.8

**Table 3. Summary of Loop Diuretic Users in the Sentinel Distributed Database (SDD) between January 1, 2000 and March 31, 2021, Cross-Stratified by Year-Quarter and Sex**

	New Users	New Episodes	Adjusted Dispensings	Eligible Members <sup>1</sup>	New Users per 10,000 Eligible Members <sup>1</sup>	Eligible Member-Years <sup>1</sup>
<i>Female, 2011</i>						
Quarter 1	42,795	42,795	42,795	16,020,525	26.71	3,735,056.2
Quarter 2	11,418	11,418	11,418	16,009,374	7.13	3,775,285.1
Quarter 3	8,287	8,287	8,287	16,092,777	5.15	3,820,364.0
Quarter 4	6,893	6,893	6,893	15,984,141	4.31	3,827,352.1
<i>Female, 2012</i>						
Quarter 1	8,614	8,614	8,614	16,161,840	5.33	3,768,551.6
Quarter 2	7,389	7,389	7,389	16,274,674	4.54	3,768,779.2
Quarter 3	6,629	6,629	6,629	16,374,507	4.05	3,820,162.8
Quarter 4	5,967	5,967	5,967	17,207,180	3.47	3,837,770.3
<i>Female, 2013</i>						
Quarter 1	8,108	8,108	8,108	16,259,780	4.99	3,793,517.3
Quarter 2	7,459	7,459	7,459	16,272,303	4.58	3,834,582.5
Quarter 3	6,897	6,897	6,897	16,394,062	4.21	3,892,870.3
Quarter 4	6,187	6,187	6,187	16,248,885	3.81	3,887,649.1
<i>Female, 2014</i>						
Quarter 1	12,325	12,325	12,325	17,795,994	6.93	4,162,583.4
Quarter 2	10,743	10,743	10,743	17,800,009	6.04	4,193,267.1
Quarter 3	8,123	8,123	8,123	17,906,536	4.54	4,251,692.7
Quarter 4	7,109	7,109	7,109	17,804,214	3.99	4,248,953.3
<i>Female, 2015</i>						
Quarter 1	9,283	9,283	9,283	18,414,889	5.04	4,307,011.5
Quarter 2	9,031	9,031	9,031	18,554,509	4.87	4,376,062.4
Quarter 3	8,312	8,312	8,312	18,661,712	4.45	4,435,716.5
Quarter 4	7,506	7,506	7,506	18,611,846	4.03	4,435,940.5
<i>Female, 2016</i>						
Quarter 1	9,649	9,649	9,649	19,091,507	5.05	4,452,822.4
Quarter 2	9,181	9,181	9,181	19,194,236	4.78	4,452,472.3
Quarter 3	8,473	8,473	8,473	19,281,876	4.39	4,506,555.2
Quarter 4	7,962	7,962	7,962	20,836,493	3.82	4,525,180.5
<i>Female, 2017</i>						
Quarter 1	9,964	9,964	9,964	19,014,986	5.24	4,431,169.0
Quarter 2	9,647	9,647	9,647	19,019,133	5.07	4,474,153.2
Quarter 3	9,686	9,686	9,686	19,088,546	5.07	4,528,852.8
Quarter 4	8,382	8,382	8,382	19,112,060	4.39	4,547,698.1
<i>Female, 2018</i>						
Quarter 1	10,153	10,153	10,153	19,026,201	5.34	4,438,600.3
Quarter 2	10,586	10,586	10,586	19,016,854	5.57	4,470,677.7
Quarter 3	9,877	9,877	9,877	19,039,950	5.19	4,509,824.5
Quarter 4	9,534	9,534	9,534	18,960,737	5.03	4,513,461.4

**Table 3. Summary of Loop Diuretic Users in the Sentinel Distributed Database (SDD) between January 1, 2000 and March 31, 2021, Cross-Stratified by Year-Quarter and Sex**

	New Users	New Episodes	Adjusted Dispensings	Eligible Members <sup>1</sup>	New Users per 10,000 Eligible Members <sup>1</sup>	Eligible Member-Years <sup>1</sup>
<i>Female, 2019</i>						
Quarter 1	10,676	10,676	10,676	18,729,071	5.70	4,369,408.2
Quarter 2	11,464	11,464	11,464	18,746,390	6.12	4,401,591.5
Quarter 3	10,795	10,795	10,795	18,821,927	5.74	4,452,073.4
Quarter 4	10,172	10,172	10,172	18,681,392	5.44	4,453,624.3
<i>Female, 2020</i>						
Quarter 1	12,395	12,395	12,395	18,452,836	6.72	4,299,431.1
Quarter 2	10,265	10,265	10,265	18,639,457	5.51	4,354,669.2
Quarter 3	11,488	11,488	11,488	19,054,090	6.03	4,433,377.1
Quarter 4	10,615	10,615	10,615	20,397,846	5.20	4,449,613.5
<i>Female, 2021</i>						
Quarter 1	11,513	11,513	11,513	13,864,123	8.30	3,115,287.3
<i>Male, 2000</i>						
Quarter 1	0	0	0	0	NaN	0.0
Quarter 2	0	0	0	0	NaN	0.0
Quarter 3	0	0	0	0	NaN	0.0
Quarter 4	*****	*****	*****	*****	0.33	666.3
<i>Male, 2001</i>						
Quarter 1	345	345	345	257,017	13.42	60,961.2
Quarter 2	127	127	127	260,703	4.87	62,709.8
Quarter 3	119	119	119	265,797	4.48	64,665.1
Quarter 4	137	137	137	270,417	5.07	65,707.9
<i>Male, 2002</i>						
Quarter 1	146	146	146	260,764	5.60	61,965.1
Quarter 2	162	162	162	266,690	6.07	62,534.5
Quarter 3	137	137	137	262,637	5.22	63,645.0
Quarter 4	114	114	114	260,583	4.37	59,205.5
<i>Male, 2003</i>						
Quarter 1	147	147	147	232,715	6.32	54,875.6
Quarter 2	153	153	153	229,436	6.67	54,177.4
Quarter 3	167	167	167	227,876	7.33	54,904.6
Quarter 4	111	111	111	225,750	4.92	54,524.2
<i>Male, 2004</i>						
Quarter 1	125	125	125	227,952	5.48	53,763.7
Quarter 2	130	130	130	228,717	5.68	53,693.4
Quarter 3	127	127	127	229,401	5.54	54,083.8
Quarter 4	125	125	125	228,542	5.47	54,033.2

**Table 3. Summary of Loop Diuretic Users in the Sentinel Distributed Database (SDD) between January 1, 2000 and March 31, 2021, Cross-Stratified by Year-Quarter and Sex**

	New Users	New Episodes	Adjusted Dispensings	Eligible Members <sup>1</sup>	New Users per 10,000 Eligible Members <sup>1</sup>	Eligible Member-Years <sup>1</sup>
<i>Male, 2005</i>						
Quarter 1	105	105	105	227,761	4.61	52,676.3
Quarter 2	112	112	112	226,899	4.94	53,769.0
Quarter 3	67	67	67	232,402	2.88	50,284.7
Quarter 4	59	59	59	191,872	3.07	45,199.2
<i>Male, 2006</i>						
Quarter 1	16	16	16	134,195	1.19	30,225.2
Quarter 2	20	20	20	130,247	1.54	30,259.9
Quarter 3	15	15	15	127,533	1.18	30,397.7
Quarter 4	13	13	13	127,227	1.02	29,694.5
<i>Male, 2007</i>						
Quarter 1	1,877	1,877	1,877	3,087,651	6.08	718,349.9
Quarter 2	541	541	541	3,131,374	1.73	735,837.1
Quarter 3	404	404	404	3,156,090	1.28	748,107.5
Quarter 4	373	373	373	3,251,081	1.15	777,367.0
<i>Male, 2008</i>						
Quarter 1	1,650	1,650	1,650	4,076,017	4.05	939,525.8
Quarter 2	717	717	717	4,133,215	1.73	948,586.7
Quarter 3	538	538	538	4,131,181	1.30	961,247.2
Quarter 4	591	591	591	9,610,042	0.61	980,295.2
<i>Male, 2009</i>						
Quarter 1	3,183	3,183	3,183	9,046,098	3.52	2,085,639.2
Quarter 2	1,292	1,292	1,292	9,000,014	1.44	2,109,658.5
Quarter 3	1,067	1,067	1,067	9,097,795	1.17	2,142,373.3
Quarter 4	932	932	932	8,967,916	1.04	2,143,276.4
<i>Male, 2010</i>						
Quarter 1	1,216	1,216	1,216	8,773,347	1.39	2,036,601.1
Quarter 2	984	984	984	8,695,569	1.13	2,047,563.9
Quarter 3	909	909	909	8,687,039	1.05	2,054,978.0
Quarter 4	841	841	841	8,533,139	0.99	2,043,451.5
<i>Male, 2011</i>						
Quarter 1	20,545	20,545	20,545	12,862,553	15.97	2,995,328.2
Quarter 2	5,749	5,749	5,749	12,882,404	4.46	3,035,230.0
Quarter 3	4,395	4,395	4,395	12,976,978	3.39	3,079,199.4
Quarter 4	4,057	4,057	4,057	12,928,148	3.14	3,094,775.6
<i>Male, 2012</i>						
Quarter 1	5,669	5,669	5,669	13,124,421	4.32	3,047,980.1
Quarter 2	4,484	4,484	4,484	13,257,859	3.38	3,058,143.9
Quarter 3	4,011	4,011	4,011	13,364,398	3.00	3,109,258.7
Quarter 4	4,022	4,022	4,022	14,120,496	2.85	3,132,006.1

**Table 3. Summary of Loop Diuretic Users in the Sentinel Distributed Database (SDD) between January 1, 2000 and March 31, 2021, Cross-Stratified by Year-Quarter and Sex**

	New Users	New Episodes	Adjusted Dispensings	Eligible Members <sup>1</sup>	New Users per 10,000 Eligible Members <sup>1</sup>	Eligible Member-Years <sup>1</sup>
<i>Male, 2013</i>						
Quarter 1	5,638	5,638	5,638	13,286,951	4.24	3,097,902.0
Quarter 2	4,957	4,957	4,957	13,307,717	3.72	3,135,667.5
Quarter 3	4,508	4,508	4,508	13,431,809	3.36	3,190,596.7
Quarter 4	4,399	4,399	4,399	13,323,600	3.30	3,188,735.3
<i>Male, 2014</i>						
Quarter 1	8,699	8,699	8,699	14,785,519	5.88	3,455,405.4
Quarter 2	7,069	7,069	7,069	14,792,366	4.78	3,483,343.8
Quarter 3	5,492	5,492	5,492	14,889,854	3.69	3,535,622.7
Quarter 4	5,208	5,208	5,208	14,833,313	3.51	3,536,454.5
<i>Male, 2015</i>						
Quarter 1	7,320	7,320	7,320	15,345,458	4.77	3,586,157.5
Quarter 2	6,422	6,422	6,422	15,481,042	4.15	3,649,470.0
Quarter 3	5,822	5,822	5,822	15,588,546	3.73	3,707,238.3
Quarter 4	5,739	5,739	5,739	15,584,381	3.68	3,720,154.5
<i>Male, 2016</i>						
Quarter 1	8,001	8,001	8,001	16,070,781	4.98	3,744,541.3
Quarter 2	6,929	6,929	6,929	16,254,862	4.26	3,764,452.2
Quarter 3	6,705	6,705	6,705	16,390,498	4.09	3,828,133.4
Quarter 4	6,484	6,484	6,484	17,907,042	3.62	3,856,226.0
<i>Male, 2017</i>						
Quarter 1	8,489	8,489	8,489	16,244,877	5.23	3,793,889.9
Quarter 2	7,518	7,518	7,518	16,263,805	4.62	3,836,393.8
Quarter 3	7,620	7,620	7,620	16,338,002	4.66	3,889,396.2
Quarter 4	7,249	7,249	7,249	16,399,530	4.42	3,911,955.3
<i>Male, 2018</i>						
Quarter 1	9,104	9,104	9,104	16,319,455	5.58	3,817,650.6
Quarter 2	8,437	8,437	8,437	16,297,435	5.18	3,843,297.8
Quarter 3	7,998	7,998	7,998	16,318,493	4.90	3,879,385.1
Quarter 4	8,240	8,240	8,240	16,260,624	5.07	3,882,267.0
<i>Male, 2019</i>						
Quarter 1	9,987	9,987	9,987	16,073,015	6.21	3,760,031.4
Quarter 2	9,455	9,455	9,455	16,074,772	5.88	3,786,441.7
Quarter 3	8,981	8,981	8,981	16,135,281	5.57	3,830,363.9
Quarter 4	8,746	8,746	8,746	16,034,936	5.45	3,833,716.6
<i>Male, 2020</i>						
Quarter 1	11,432	11,432	11,432	16,056,796	7.12	3,746,076.7
Quarter 2	9,104	9,104	9,104	16,178,913	5.63	3,778,122.1
Quarter 3	9,711	9,711	9,711	16,446,659	5.90	3,834,794.8
Quarter 4	9,743	9,743	9,743	17,676,122	5.51	3,845,026.3

**Table 3. Summary of Loop Diuretic Users in the Sentinel Distributed Database (SDD) between January 1, 2000 and March 31, 2021, Cross-Stratified by Year-Quarter and Sex**

	New Users	New Episodes	Adjusted Dispensings	Eligible Members <sup>1</sup>	New Users per 10,000 Eligible Members <sup>1</sup>	Eligible Member-Years <sup>1</sup>
<i>Male, 2021</i>						
Quarter 1	10,372	10,372	10,372	11,148,757	9.30	2,504,458.2
<i>Ethacrynic Acid</i>						
<i>Female, 2000</i>						
Quarter 1	0	0	0	0	NaN	0.0
Quarter 2	0	0	0	0	NaN	0.0
Quarter 3	0	0	0	0	NaN	0.0
Quarter 4	*****	*****	*****	*****	0.05	1,153.3
<i>Female, 2001</i>						
Quarter 1	38	38	38	442,404	0.86	104,915.6
Quarter 2	*****	*****	*****	*****	0.34	107,287.1
Quarter 3	*****	*****	*****	*****	0.20	110,055.5
Quarter 4	12	12	12	458,735	0.26	111,571.9
<i>Female, 2002</i>						
Quarter 1	*****	*****	*****	*****	0.05	105,117.1
Quarter 2	*****	*****	*****	*****	0.13	105,984.7
Quarter 3	*****	*****	*****	*****	0.04	107,759.2
Quarter 4	*****	*****	*****	*****	0.05	102,839.8
<i>Female, 2003</i>						
Quarter 1	0	0	0	409,341	0.00	96,716.3
Quarter 2	*****	*****	*****	*****	0.05	96,055.6
Quarter 3	*****	*****	*****	*****	0.05	97,095.7
Quarter 4	*****	*****	*****	*****	0.10	96,747.0
<i>Female, 2004</i>						
Quarter 1	*****	*****	*****	*****	0.05	95,528.4
Quarter 2	*****	*****	*****	*****	0.07	95,682.0
Quarter 3	*****	*****	*****	*****	0.10	96,622.6
Quarter 4	*****	*****	*****	*****	0.07	96,904.3
<i>Female, 2005</i>						
Quarter 1	*****	*****	*****	*****	0.05	94,475.0
Quarter 2	*****	*****	*****	*****	0.05	96,485.8
Quarter 3	*****	*****	*****	*****	0.07	92,758.7
Quarter 4	*****	*****	*****	*****	0.11	87,156.8
<i>Female, 2006</i>						
Quarter 1	*****	*****	*****	*****	0.04	60,928.8
Quarter 2	0	0	0	260,674	0.00	60,899.0
Quarter 3	0	0	0	256,828	0.00	61,100.4
Quarter 4	*****	*****	*****	*****	0.04	59,937.7

**Table 3. Summary of Loop Diuretic Users in the Sentinel Distributed Database (SDD) between January 1, 2000 and March 31, 2021, Cross-Stratified by Year-Quarter and Sex**

	New Users	New Episodes	Adjusted Dispensings	Eligible Members <sup>1</sup>	New Users per 10,000 Eligible Members <sup>1</sup>	Eligible Member-Years <sup>1</sup>
<i>Female, 2007</i>						
Quarter 1	57	57	57	3,333,760	0.17	773,983.6
Quarter 2	24	24	24	3,385,054	0.07	793,096.3
Quarter 3	*****	*****	*****	*****	0.05	804,367.2
Quarter 4	25	25	25	3,487,454	0.07	832,062.2
<i>Female, 2008</i>						
Quarter 1	53	53	53	4,414,459	0.12	1,017,528.4
Quarter 2	34	34	34	4,475,505	0.08	1,027,640.5
Quarter 3	*****	*****	*****	*****	0.06	1,040,670.3
Quarter 4	15	15	15	10,186,882	0.01	1,061,283.9
<i>Female, 2009</i>						
Quarter 1	159	159	159	9,562,528	0.17	2,205,795.0
Quarter 2	81	81	81	9,550,460	0.08	2,235,894.3
Quarter 3	70	70	70	9,650,322	0.07	2,267,936.3
Quarter 4	65	65	65	9,511,977	0.07	2,270,161.3
<i>Female, 2010</i>						
Quarter 1	58	58	58	9,277,142	0.06	2,152,396.7
Quarter 2	79	79	79	9,219,651	0.09	2,165,876.3
Quarter 3	61	61	61	9,227,749	0.07	2,174,817.0
Quarter 4	53	53	53	9,035,223	0.06	2,159,367.0
<i>Female, 2011</i>						
Quarter 1	991	991	991	16,032,785	0.62	3,744,560.0
Quarter 2	370	370	370	16,060,601	0.23	3,789,012.0
Quarter 3	303	303	303	16,150,911	0.19	3,835,469.9
Quarter 4	238	238	238	16,045,709	0.15	3,843,140.3
<i>Female, 2012</i>						
Quarter 1	308	308	308	16,224,328	0.19	3,784,532.0
Quarter 2	277	277	277	16,341,320	0.17	3,785,516.2
Quarter 3	254	254	254	16,444,141	0.15	3,837,763.9
Quarter 4	256	256	256	17,279,363	0.15	3,855,844.4
<i>Female, 2013</i>						
Quarter 1	339	339	339	16,331,533	0.21	3,811,343.9
Quarter 2	289	289	289	16,347,560	0.18	3,853,349.7
Quarter 3	282	282	282	16,472,164	0.17	3,912,501.3
Quarter 4	250	250	250	16,329,241	0.15	3,907,740.4
<i>Female, 2014</i>						
Quarter 1	405	405	405	17,875,451	0.23	4,182,699.5
Quarter 2	314	314	314	17,886,559	0.18	4,215,167.0
Quarter 3	274	274	274	17,998,094	0.15	4,274,679.5
Quarter 4	235	235	235	17,898,364	0.13	4,272,451.1

**Table 3. Summary of Loop Diuretic Users in the Sentinel Distributed Database (SDD) between January 1, 2000 and March 31, 2021, Cross-Stratified by Year-Quarter and Sex**

	New Users	New Episodes	Adjusted Dispensings	Eligible Members <sup>1</sup>	New Users per 10,000 Eligible Members <sup>1</sup>	Eligible Member-Years <sup>1</sup>
<i>Female, 2015</i>						
Quarter 1	270	270	270	18,508,109	0.15	4,330,017.7
Quarter 2	272	272	272	18,651,110	0.15	4,400,024.9
Quarter 3	212	212	212	18,761,390	0.11	4,460,620.0
Quarter 4	165	165	165	18,713,680	0.09	4,461,244.5
<i>Female, 2016</i>						
Quarter 1	206	206	206	19,192,793	0.11	4,477,990.3
Quarter 2	142	142	142	19,298,970	0.07	4,478,313.0
Quarter 3	163	163	163	19,389,454	0.08	4,533,351.0
Quarter 4	156	156	156	20,946,965	0.07	4,552,529.0
<i>Female, 2017</i>						
Quarter 1	159	159	159	19,122,760	0.08	4,457,579.2
Quarter 2	185	185	185	19,130,018	0.10	4,501,500.5
Quarter 3	131	131	131	19,202,389	0.07	4,557,281.9
Quarter 4	142	142	142	19,229,094	0.07	4,576,744.9
<i>Female, 2018</i>						
Quarter 1	176	176	176	19,140,901	0.09	4,466,621.6
Quarter 2	231	231	231	19,134,262	0.12	4,499,683.3
Quarter 3	169	169	169	19,160,641	0.09	4,539,882.7
Quarter 4	107	107	107	19,083,838	0.06	4,544,120.0
<i>Female, 2019</i>						
Quarter 1	127	127	127	18,850,190	0.07	4,398,998.1
Quarter 2	102	102	102	18,870,204	0.05	4,432,162.2
Quarter 3	118	118	118	18,948,808	0.06	4,483,697.3
Quarter 4	77	77	77	18,810,632	0.04	4,485,826.4
<i>Female, 2020</i>						
Quarter 1	107	107	107	18,578,935	0.06	4,330,728.8
Quarter 2	89	89	89	18,769,866	0.05	4,386,796.6
Quarter 3	92	92	92	19,188,205	0.05	4,466,729.5
Quarter 4	136	136	136	20,535,427	0.07	4,483,655.5
<i>Female, 2021</i>						
Quarter 1	102	102	102	13,990,523	0.07	3,144,991.1
<i>Male, 2000</i>						
Quarter 1	0	0	0	0	NaN	0.0
Quarter 2	0	0	0	0	NaN	0.0
Quarter 3	0	0	0	0	NaN	0.0
Quarter 4	*****	*****	*****	*****	0.04	666.3



**Table 3. Summary of Loop Diuretic Users in the Sentinel Distributed Database (SDD) between January 1, 2000 and March 31, 2021, Cross-Stratified by Year-Quarter and Sex**

	New Users	New Episodes	Adjusted Dispensings	Eligible Members <sup>1</sup>	New Users per 10,000 Eligible Members <sup>1</sup>	Eligible Member-Years <sup>1</sup>
<i>Male, 2001</i>						
Quarter 1	12	12	12	257,024	0.47	61,015.8
Quarter 2	*****	*****	*****	*****	0.15	62,801.0
Quarter 3	*****	*****	*****	*****	0.15	64,776.3
Quarter 4	0	0	0	270,892	0.00	65,839.8
<i>Male, 2002</i>						
Quarter 1	0	0	0	261,338	0.00	62,117.1
Quarter 2	0	0	0	267,369	0.00	62,718.3
Quarter 3	0	0	0	263,426	0.00	63,855.4
Quarter 4	*****	*****	*****	*****	0.04	59,427.2
<i>Male, 2003</i>						
Quarter 1	*****	*****	*****	*****	0.04	55,104.5
Quarter 2	0	0	0	230,394	0.00	54,424.2
Quarter 3	*****	*****	*****	*****	0.04	55,179.3
Quarter 4	0	0	0	226,914	0.00	54,820.6
<i>Male, 2004</i>						
Quarter 1	0	0	0	229,169	0.00	54,069.5
Quarter 2	0	0	0	229,986	0.00	54,011.8
Quarter 3	*****	*****	*****	*****	0.17	54,420.0
Quarter 4	*****	*****	*****	*****	0.04	54,382.4
<i>Male, 2005</i>						
Quarter 1	*****	*****	*****	*****	0.13	53,024.6
Quarter 2	0	0	0	228,351	0.00	54,129.3
Quarter 3	0	0	0	233,902	0.00	50,632.1
Quarter 4	0	0	0	193,189	0.00	45,518.8
<i>Male, 2006</i>						
Quarter 1	*****	*****	*****	*****	0.07	30,345.1
Quarter 2	0	0	0	130,698	0.00	30,365.0
Quarter 3	0	0	0	127,947	0.00	30,498.6
Quarter 4	0	0	0	127,606	0.00	29,781.8
<i>Male, 2007</i>						
Quarter 1	24	24	24	3,087,988	0.08	718,709.4
Quarter 2	11	11	11	3,133,423	0.04	736,391.8
Quarter 3	*****	*****	*****	*****	0.01	748,729.7
Quarter 4	13	13	13	3,253,660	0.04	778,033.8
<i>Male, 2008</i>						
Quarter 1	11	11	11	4,078,652	0.03	940,396.9
Quarter 2	14	14	14	4,137,203	0.03	949,612.9
Quarter 3	*****	*****	*****	*****	0.02	962,343.9
Quarter 4	14	14	14	9,614,503	0.01	981,441.1

**Table 3. Summary of Loop Diuretic Users in the Sentinel Distributed Database (SDD) between January 1, 2000 and March 31, 2021, Cross-Stratified by Year-Quarter and Sex**

	New Users	New Episodes	Adjusted Dispensings	Eligible Members <sup>1</sup>	New Users per 10,000 Eligible Members <sup>1</sup>	Eligible Member-Years <sup>1</sup>
<i>Male, 2009</i>						
Quarter 1	59	59	59	9,050,400	0.07	2,087,094.3
Quarter 2	26	26	26	9,006,910	0.03	2,111,454.6
Quarter 3	18	18	18	9,105,322	0.02	2,144,304.7
Quarter 4	29	29	29	8,975,764	0.03	2,145,270.0
<i>Male, 2010</i>						
Quarter 1	27	27	27	8,780,654	0.03	2,038,457.3
Quarter 2	21	21	21	8,703,388	0.02	2,049,524.9
Quarter 3	21	21	21	8,695,154	0.02	2,057,022.8
Quarter 4	22	22	22	8,541,460	0.03	2,045,545.2
<i>Male, 2011</i>						
Quarter 1	292	292	292	12,870,301	0.23	3,000,249.2
Quarter 2	107	107	107	12,908,565	0.08	3,042,185.0
Quarter 3	74	74	74	13,006,223	0.06	3,086,778.9
Quarter 4	78	78	78	12,958,995	0.06	3,102,684.8
<i>Male, 2012</i>						
Quarter 1	87	87	87	13,155,652	0.07	3,056,095.6
Quarter 2	75	75	75	13,292,107	0.06	3,066,783.1
Quarter 3	85	85	85	13,400,431	0.06	3,118,361.5
Quarter 4	76	76	76	14,157,857	0.05	3,141,400.3
<i>Male, 2013</i>						
Quarter 1	125	125	125	13,324,320	0.09	3,107,319.8
Quarter 2	90	90	90	13,347,696	0.07	3,145,696.1
Quarter 3	95	95	95	13,473,633	0.07	3,201,131.7
Quarter 4	84	84	84	13,366,941	0.06	3,199,629.9
<i>Male, 2014</i>						
Quarter 1	153	153	153	14,828,648	0.10	3,466,501.2
Quarter 2	107	107	107	14,840,629	0.07	3,495,607.8
Quarter 3	70	70	70	14,941,183	0.05	3,548,537.0
Quarter 4	67	67	67	14,886,032	0.05	3,549,651.5
<i>Male, 2015</i>						
Quarter 1	86	86	86	15,397,780	0.06	3,599,225.7
Quarter 2	78	78	78	15,536,479	0.05	3,663,288.3
Quarter 3	58	58	58	15,646,135	0.04	3,721,637.8
Quarter 4	75	75	75	15,643,458	0.05	3,734,931.8
<i>Male, 2016</i>						
Quarter 1	68	68	68	16,129,749	0.04	3,759,406.4
Quarter 2	52	52	52	16,317,183	0.03	3,779,956.9
Quarter 3	52	52	52	16,455,342	0.03	3,844,368.2
Quarter 4	53	53	53	17,974,113	0.03	3,872,936.3

**Table 3. Summary of Loop Diuretic Users in the Sentinel Distributed Database (SDD) between January 1, 2000 and March 31, 2021, Cross-Stratified by Year-Quarter and Sex**

	New Users	New Episodes	Adjusted Dispensings	Eligible Members <sup>1</sup>	New Users per 10,000 Eligible Members <sup>1</sup>	Eligible Member-Years <sup>1</sup>
<i>Male, 2017</i>						
Quarter 1	56	56	56	16,310,341	0.03	3,810,159.5
Quarter 2	46	46	46	16,332,472	0.03	3,853,458.5
Quarter 3	52	52	52	16,409,060	0.03	3,907,242.1
Quarter 4	47	47	47	16,473,180	0.03	3,930,379.4
<i>Male, 2018</i>						
Quarter 1	83	83	83	16,392,165	0.05	3,835,643.0
Quarter 2	99	99	99	16,373,425	0.06	3,862,172.8
Quarter 3	48	48	48	16,396,962	0.03	3,899,058.6
Quarter 4	44	44	44	16,341,264	0.03	3,902,515.5
<i>Male, 2019</i>						
Quarter 1	39	39	39	16,152,891	0.02	3,779,811.0
Quarter 2	34	34	34	16,158,359	0.02	3,807,204.5
Quarter 3	31	31	31	16,221,585	0.02	3,851,975.2
Quarter 4	41	41	41	16,123,389	0.03	3,855,883.2
<i>Male, 2020</i>						
Quarter 1	34	34	34	16,143,600	0.02	3,767,895.8
Quarter 2	42	42	42	16,270,528	0.03	3,800,836.7
Quarter 3	26	26	26	16,541,778	0.02	3,858,556.0
Quarter 4	49	49	49	17,774,191	0.03	3,869,468.5
<i>Male, 2021</i>						
Quarter 1	50	50	50	11,237,780	0.04	2,525,414.2
<b>First Use with 365 Days of Enrollment, 365 Day Washout, and No Prior Evidence of Cancer</b>						
<i>Loop Diuretics</i>						
<i>Female, 2000</i>						
Quarter 1	0	0	0	0	NaN	0.0
Quarter 2	0	0	0	0	NaN	0.0
Quarter 3	0	0	0	0	NaN	0.0
Quarter 4	27	27	28	375,914	0.72	1,029.2
<i>Female, 2001</i>						
Quarter 1	3,198	3,198	3,216	395,902	80.78	93,395.0
Quarter 2	4,233	4,233	4,255	399,169	106.05	95,364.6
Quarter 3	3,623	3,623	3,654	405,332	89.38	97,721.0
Quarter 4	2,946	2,946	2,961	410,009	71.85	99,161.0
<i>Female, 2002</i>						
Quarter 1	3,273	3,273	3,292	393,347	83.21	92,953.6
Quarter 2	4,309	4,309	4,343	400,110	107.70	93,201.6
Quarter 3	3,717	3,717	3,741	391,738	94.88	94,295.4
Quarter 4	2,864	2,864	2,877	388,032	73.81	89,191.4

**Table 3. Summary of Loop Diuretic Users in the Sentinel Distributed Database (SDD) between January 1, 2000 and March 31, 2021, Cross-Stratified by Year-Quarter and Sex**

	New Users	New Episodes	Adjusted Dispensings	Eligible Members <sup>1</sup>	New Users per 10,000 Eligible Members <sup>1</sup>	Eligible Member-Years <sup>1</sup>
<i>Female, 2003</i>						
Quarter 1	2,903	2,903	2,926	354,191	81.96	83,277.5
Quarter 2	3,781	3,781	3,805	350,194	107.97	82,146.5
Quarter 3	3,531	3,531	3,556	345,416	102.22	82,547.6
Quarter 4	2,571	2,571	2,586	341,739	75.23	81,956.4
<i>Female, 2004</i>						
Quarter 1	3,291	3,291	3,306	344,662	95.48	80,674.0
Quarter 2	3,447	3,447	3,454	345,725	99.70	80,515.3
Quarter 3	3,218	3,218	3,236	345,424	93.16	80,881.0
Quarter 4	2,426	2,426	2,440	344,256	70.47	80,880.3
<i>Female, 2005</i>						
Quarter 1	2,400	2,400	2,415	340,773	70.43	78,693.7
Quarter 2	3,100	3,100	3,115	340,810	90.96	80,219.5
Quarter 3	2,104	2,104	2,114	347,305	60.58	76,938.3
Quarter 4	1,513	1,513	1,516	308,401	49.06	72,506.5
<i>Female, 2006</i>						
Quarter 1	702	702	704	242,180	28.99	55,148.0
Quarter 2	891	891	895	237,807	37.47	55,350.8
Quarter 3	888	888	889	235,400	37.72	55,686.9
Quarter 4	586	586	591	235,648	24.87	54,947.3
<i>Female, 2007</i>						
Quarter 1	6,680	6,680	6,713	3,240,800	20.61	751,364.2
Quarter 2	9,023	9,023	9,070	3,289,550	27.43	769,243.8
Quarter 3	8,043	8,043	8,069	3,306,794	24.32	779,857.9
Quarter 4	6,349	6,349	6,375	3,389,759	18.73	807,381.0
<i>Female, 2008</i>						
Quarter 1	10,923	10,923	10,967	4,257,645	25.66	979,643.1
Quarter 2	14,297	14,297	14,368	4,317,217	33.12	988,485.1
Quarter 3	12,577	12,577	12,628	4,319,390	29.12	1,000,186.1
Quarter 4	10,070	10,070	10,113	9,912,971	10.16	1,020,241.6
<i>Female, 2009</i>						
Quarter 1	19,043	19,043	19,129	9,307,339	20.46	2,143,712.8
Quarter 2	24,960	24,960	25,070	9,292,441	26.86	2,171,173.1
Quarter 3	22,135	22,135	22,233	9,386,813	23.58	2,201,296.9
Quarter 4	17,387	17,387	17,461	9,245,981	18.80	2,203,364.0
<i>Female, 2010</i>						
Quarter 1	17,759	17,759	17,863	9,014,761	19.70	2,088,785.4
Quarter 2	24,373	24,373	24,474	8,954,876	27.22	2,099,774.2
Quarter 3	21,121	21,121	21,221	8,953,935	23.59	2,106,101.0
Quarter 4	15,269	15,269	15,324	8,756,103	17.44	2,089,968.8

**Table 3. Summary of Loop Diuretic Users in the Sentinel Distributed Database (SDD) between January 1, 2000 and March 31, 2021, Cross-Stratified by Year-Quarter and Sex**

	New Users	New Episodes	Adjusted Dispensings	Eligible Members <sup>1</sup>	New Users per 10,000 Eligible Members <sup>1</sup>	Eligible Member-Years <sup>1</sup>
<i>Female, 2011</i>						
Quarter 1	95,076	95,076	95,595	14,484,246	65.64	3,368,456.6
Quarter 2	113,398	113,398	113,959	14,517,856	78.11	3,405,721.8
Quarter 3	100,081	100,081	100,564	14,602,319	68.54	3,446,263.6
Quarter 4	81,193	81,193	81,604	14,498,820	56.00	3,457,164.3
<i>Female, 2012</i>						
Quarter 1	93,210	93,210	93,698	14,646,636	63.64	3,399,455.7
Quarter 2	105,238	105,238	105,849	14,748,683	71.35	3,396,304.5
Quarter 3	93,264	93,264	93,722	14,824,046	62.91	3,437,761.6
Quarter 4	78,988	78,988	79,420	15,571,294	50.73	3,452,724.2
<i>Female, 2013</i>						
Quarter 1	84,648	84,648	85,167	14,673,415	57.69	3,412,030.5
Quarter 2	104,109	104,109	104,715	14,681,832	70.91	3,445,369.9
Quarter 3	91,567	91,567	92,077	14,774,549	61.98	3,492,596.9
Quarter 4	75,221	75,221	75,655	14,614,743	51.47	3,485,463.2
<i>Female, 2014</i>						
Quarter 1	84,774	84,774	85,386	16,051,168	52.81	3,743,614.5
Quarter 2	108,140	108,140	108,771	16,051,415	67.37	3,767,111.0
Quarter 3	94,822	94,822	95,342	16,141,786	58.74	3,816,692.2
Quarter 4	78,968	78,968	79,394	16,032,413	49.26	3,813,660.4
<i>Female, 2015</i>						
Quarter 1	85,433	85,433	86,037	16,625,107	51.39	3,877,767.5
Quarter 2	106,504	106,504	107,224	16,760,906	63.54	3,939,217.5
Quarter 3	94,401	94,401	94,975	16,844,067	56.04	3,988,912.9
Quarter 4	78,503	78,503	79,010	16,781,779	46.78	3,988,055.5
<i>Female, 2016</i>						
Quarter 1	85,402	85,402	86,007	17,234,308	49.55	4,005,938.3
Quarter 2	100,166	100,166	100,849	17,329,461	57.80	4,003,035.4
Quarter 3	90,439	90,439	91,041	17,396,880	51.99	4,046,819.0
Quarter 4	76,006	76,006	76,573	18,873,472	40.27	4,063,258.1
<i>Female, 2017</i>						
Quarter 1	81,936	81,936	82,603	17,137,392	47.81	3,983,289.2
Quarter 2	96,470	96,470	97,185	17,144,467	56.27	4,020,335.8
Quarter 3	86,059	86,059	86,719	17,198,447	50.04	4,066,348.4
Quarter 4	73,014	73,014	73,563	17,214,820	42.41	4,084,956.9
<i>Female, 2018</i>						
Quarter 1	77,513	77,513	78,172	17,149,510	45.20	3,991,803.5
Quarter 2	95,833	95,833	96,616	17,147,781	55.89	4,018,961.3
Quarter 3	83,699	83,699	84,341	17,158,845	48.78	4,050,480.1
Quarter 4	70,579	70,579	71,240	17,076,464	41.33	4,054,508.5

**Table 3. Summary of Loop Diuretic Users in the Sentinel Distributed Database (SDD) between January 1, 2000 and March 31, 2021, Cross-Stratified by Year-Quarter and Sex**

	New Users	New Episodes	Adjusted Dispensings	Eligible Members <sup>1</sup>	New Users per 10,000 Eligible Members <sup>1</sup>	Eligible Member-Years <sup>1</sup>
<i>Female, 2019</i>						
Quarter 1	74,158	74,158	74,933	16,875,259	43.94	3,928,489.4
Quarter 2	91,030	91,030	91,876	16,901,936	53.86	3,957,108.9
Quarter 3	81,711	81,711	82,521	16,972,368	48.14	4,001,283.4
Quarter 4	67,968	67,968	68,691	16,836,662	40.37	4,003,922.3
<i>Female, 2020</i>						
Quarter 1	69,527	69,527	70,219	16,639,330	41.78	3,866,906.6
Quarter 2	72,581	72,581	73,460	16,825,598	43.14	3,919,133.2
Quarter 3	76,776	76,776	77,600	17,215,348	44.60	3,989,686.4
Quarter 4	64,540	64,540	65,254	18,481,843	34.92	4,005,914.7
<i>Female, 2021</i>						
Quarter 1	60,758	60,758	61,243	12,194,544	49.82	2,737,403.5
<i>Male, 2000</i>						
Quarter 1	0	0	0	0	NaN	0.0
Quarter 2	0	0	0	0	NaN	0.0
Quarter 3	0	0	0	0	NaN	0.0
Quarter 4	16	16	16	226,478	0.71	620.1
<i>Male, 2001</i>						
Quarter 1	1,337	1,337	1,342	239,585	55.80	56,711.4
Quarter 2	1,464	1,464	1,470	243,446	60.14	58,371.2
Quarter 3	1,464	1,464	1,474	248,309	58.96	60,205.4
Quarter 4	1,281	1,281	1,288	252,602	50.71	61,202.0
<i>Male, 2002</i>						
Quarter 1	1,474	1,474	1,489	242,662	60.74	57,513.6
Quarter 2	1,571	1,571	1,579	247,810	63.40	57,847.6
Quarter 3	1,525	1,525	1,533	243,076	62.74	58,720.3
Quarter 4	1,282	1,282	1,291	240,231	53.37	54,180.6
<i>Male, 2003</i>						
Quarter 1	1,290	1,290	1,300	212,134	60.81	49,900.5
Quarter 2	1,477	1,477	1,489	208,506	70.84	49,036.0
Quarter 3	1,408	1,408	1,425	206,373	68.23	49,547.2
Quarter 4	1,158	1,158	1,169	203,760	56.83	49,086.1
<i>Male, 2004</i>						
Quarter 1	1,472	1,472	1,481	205,551	71.61	48,276.6
Quarter 2	1,339	1,339	1,350	205,668	65.10	48,072.3
Quarter 3	1,364	1,364	1,373	205,732	66.30	48,265.2
Quarter 4	1,140	1,140	1,152	204,336	55.79	48,097.3

**Table 3. Summary of Loop Diuretic Users in the Sentinel Distributed Database (SDD) between January 1, 2000 and March 31, 2021, Cross-Stratified by Year-Quarter and Sex**

	New Users	New Episodes	Adjusted Dispensings	Eligible Members <sup>1</sup>	New Users per 10,000 Eligible Members <sup>1</sup>	Eligible Member-Years <sup>1</sup>
<i>Male, 2005</i>						
Quarter 1	1,231	1,231	1,246	203,065	60.62	46,796.2
Quarter 2	1,258	1,258	1,266	201,980	62.28	47,707.1
Quarter 3	817	817	820	206,846	39.50	44,445.7
Quarter 4	729	729	733	169,730	42.95	39,860.2
<i>Male, 2006</i>						
Quarter 1	264	264	269	124,511	21.20	28,086.4
Quarter 2	277	277	277	121,937	22.72	28,271.0
Quarter 3	275	275	275	120,016	22.91	28,516.1
Quarter 4	207	207	208	120,261	17.21	28,050.6
<i>Male, 2007</i>						
Quarter 1	4,351	4,351	4,379	3,038,285	14.32	706,550.1
Quarter 2	4,735	4,735	4,758	3,081,892	15.36	723,613.1
Quarter 3	4,290	4,290	4,317	3,106,828	13.81	735,669.2
Quarter 4	3,929	3,929	3,953	3,201,333	12.27	764,863.1
<i>Male, 2008</i>						
Quarter 1	7,775	7,775	7,830	3,988,047	19.50	918,560.9
Quarter 2	8,188	8,188	8,233	4,044,495	20.24	926,905.0
Quarter 3	7,601	7,601	7,642	4,041,612	18.81	938,976.5
Quarter 4	6,863	6,863	6,911	9,448,188	7.26	957,621.5
<i>Male, 2009</i>						
Quarter 1	13,186	13,186	13,265	8,895,101	14.82	2,049,537.1
Quarter 2	14,199	14,199	14,294	8,849,372	16.05	2,072,412.2
Quarter 3	12,877	12,877	12,950	8,944,928	14.40	2,104,337.8
Quarter 4	11,783	11,783	11,856	8,815,015	13.37	2,105,173.9
<i>Male, 2010</i>						
Quarter 1	12,595	12,595	12,678	8,621,332	14.61	1,999,980.3
Quarter 2	13,514	13,514	13,594	8,541,838	15.82	2,009,682.5
Quarter 3	12,161	12,161	12,231	8,529,896	14.26	2,016,030.5
Quarter 4	10,934	10,934	11,006	8,374,137	13.06	2,004,103.9
<i>Male, 2011</i>						
Quarter 1	50,978	50,978	51,280	12,136,484	42.00	2,823,011.6
Quarter 2	53,426	53,426	53,725	12,171,192	43.90	2,860,715.3
Quarter 3	48,290	48,290	48,582	12,263,104	39.38	2,902,039.6
Quarter 4	44,062	44,062	44,308	12,215,181	36.07	2,918,243.3
<i>Male, 2012</i>						
Quarter 1	50,862	50,862	51,237	12,384,406	41.07	2,869,334.1
Quarter 2	51,984	51,984	52,339	12,506,094	41.57	2,876,998.8
Quarter 3	46,993	46,993	47,247	12,599,225	37.30	2,922,827.8
Quarter 4	43,810	43,810	44,089	13,299,465	32.94	2,943,211.7

**Table 3. Summary of Loop Diuretic Users in the Sentinel Distributed Database (SDD) between January 1, 2000 and March 31, 2021, Cross-Stratified by Year-Quarter and Sex**

	New Users	New Episodes	Adjusted Dispensings	Eligible Members <sup>1</sup>	New Users per 10,000 Eligible Members <sup>1</sup>	Eligible Member-Years <sup>1</sup>
<i>Male, 2013</i>						
Quarter 1	50,409	50,409	50,821	12,492,517	40.35	2,907,783.3
Quarter 2	54,142	54,142	54,524	12,504,151	43.30	2,940,681.5
Quarter 3	48,707	48,707	49,038	12,611,936	38.62	2,989,640.9
Quarter 4	44,468	44,468	44,768	12,494,317	35.59	2,985,791.6
<i>Male, 2014</i>						
Quarter 1	53,867	53,867	54,362	13,876,684	38.82	3,238,425.8
Quarter 2	58,584	58,584	59,008	13,876,136	42.22	3,261,864.0
Quarter 3	52,139	52,139	52,492	13,965,204	37.33	3,309,607.0
Quarter 4	48,591	48,591	48,964	13,903,771	34.95	3,309,407.1
<i>Male, 2015</i>						
Quarter 1	55,719	55,719	56,204	14,394,193	38.71	3,359,099.3
Quarter 2	60,164	60,164	60,666	14,521,757	41.43	3,417,657.9
Quarter 3	53,946	53,946	54,365	14,614,700	36.91	3,469,715.9
Quarter 4	50,290	50,290	50,749	14,601,987	34.44	3,480,744.8
<i>Male, 2016</i>						
Quarter 1	56,402	56,402	56,909	15,058,067	37.46	3,502,370.2
Quarter 2	59,553	59,553	60,078	15,228,990	39.11	3,519,369.4
Quarter 3	54,640	54,640	55,087	15,348,861	35.60	3,576,229.4
Quarter 4	50,823	50,823	51,296	16,808,808	30.24	3,601,667.3
<i>Male, 2017</i>						
Quarter 1	56,920	56,920	57,515	15,195,753	37.46	3,544,275.2
Quarter 2	59,922	59,922	60,457	15,211,052	39.39	3,582,496.8
Quarter 3	54,707	54,707	55,216	15,273,290	35.82	3,629,932.8
Quarter 4	50,580	50,580	51,144	15,327,937	33.00	3,651,341.8
<i>Male, 2018</i>						
Quarter 1	56,525	56,525	57,172	15,252,485	37.06	3,564,053.1
Quarter 2	60,792	60,792	61,501	15,227,637	39.92	3,585,614.7
Quarter 3	53,740	53,740	54,275	15,238,174	35.27	3,616,745.2
Quarter 4	50,888	50,888	51,475	15,176,398	33.53	3,618,851.9
<i>Male, 2019</i>						
Quarter 1	55,314	55,314	56,054	14,995,801	36.89	3,504,295.9
Quarter 2	59,244	59,244	59,981	14,997,140	39.50	3,527,669.0
Quarter 3	53,929	53,929	54,578	15,052,132	35.83	3,567,405.3
Quarter 4	49,168	49,168	49,829	14,952,655	32.88	3,570,547.1
<i>Male, 2020</i>						
Quarter 1	52,418	52,418	53,124	14,974,214	35.01	3,488,783.4
Quarter 2	50,857	50,857	51,611	15,090,096	33.70	3,517,916.1
Quarter 3	53,458	53,458	54,230	15,339,025	34.85	3,569,164.8
Quarter 4	48,424	48,424	49,059	16,509,238	29.33	3,578,328.0



**Table 3. Summary of Loop Diuretic Users in the Sentinel Distributed Database (SDD) between January 1, 2000 and March 31, 2021, Cross-Stratified by Year-Quarter and Sex**

	New Users	New Episodes	Adjusted Dispensings	Eligible Members <sup>1</sup>	New Users per 10,000 Eligible Members <sup>1</sup>	Eligible Member-Years <sup>1</sup>
<i>Male, 2021</i>						
Quarter 1	46,758	46,758	47,235	10,148,126	46.08	2,279,923.5
<i>Bumetanide</i>						
<i>Female, 2000</i>						
Quarter 1	0	0	0	0	NaN	0.0
Quarter 2	0	0	0	0	NaN	0.0
Quarter 3	0	0	0	0	NaN	0.0
Quarter 4	0	0	0	375,914	0.00	1,029.2
<i>Female, 2001</i>						
Quarter 1	48	48	48	395,902	1.21	93,395.0
Quarter 2	81	81	81	399,169	2.03	95,364.6
Quarter 3	63	63	63	405,332	1.55	97,721.0
Quarter 4	58	58	58	410,009	1.41	99,161.0
<i>Female, 2002</i>						
Quarter 1	73	73	73	393,869	1.85	93,000.9
Quarter 2	95	95	95	401,803	2.36	93,457.0
Quarter 3	78	78	78	394,645	1.98	94,834.3
Quarter 4	71	71	71	391,926	1.81	89,975.9
<i>Female, 2003</i>						
Quarter 1	68	68	68	358,883	1.89	84,243.9
Quarter 2	98	98	98	355,983	2.75	83,336.1
Quarter 3	69	69	69	352,417	1.96	84,027.9
Quarter 4	65	65	65	349,735	1.86	83,705.8
<i>Female, 2004</i>						
Quarter 1	86	86	86	353,611	2.43	82,624.2
Quarter 2	96	96	96	355,747	2.70	82,683.0
Quarter 3	85	85	85	356,556	2.38	83,306.3
Quarter 4	53	53	53	356,239	1.49	83,560.1
<i>Female, 2005</i>						
Quarter 1	68	68	68	353,412	1.92	81,491.6
Quarter 2	70	70	70	354,441	1.97	83,233.3
Quarter 3	48	48	48	361,942	1.33	80,007.6
Quarter 4	42	42	42	322,032	1.30	75,556.8
<i>Female, 2006</i>						
Quarter 1	*****	*****	*****	*****	0.56	56,842.1
Quarter 2	*****	*****	*****	*****	0.81	57,120.9
Quarter 3	*****	*****	*****	*****	0.82	57,680.8
Quarter 4	*****	*****	*****	*****	0.37	57,046.4

**Table 3. Summary of Loop Diuretic Users in the Sentinel Distributed Database (SDD) between January 1, 2000 and March 31, 2021, Cross-Stratified by Year-Quarter and Sex**

	New Users	New Episodes	Adjusted Dispensings	Eligible Members <sup>1</sup>	New Users per 10,000 Eligible Members <sup>1</sup>	Eligible Member-Years <sup>1</sup>
<i>Female, 2007</i>						
Quarter 1	195	195	195	3,250,186	0.60	753,475.2
Quarter 2	264	264	264	3,299,191	0.80	771,414.0
Quarter 3	183	183	183	3,316,564	0.55	782,071.8
Quarter 4	166	166	166	3,399,989	0.49	809,710.5
<i>Female, 2008</i>						
Quarter 1	299	299	299	4,268,758	0.70	982,039.7
Quarter 2	431	431	431	4,330,749	1.00	991,242.5
Quarter 3	362	362	362	4,335,424	0.83	1,003,557.9
Quarter 4	295	295	295	9,931,045	0.30	1,024,179.6
<i>Female, 2009</i>						
Quarter 1	588	588	588	9,326,762	0.63	2,147,849.2
Quarter 2	736	736	736	9,315,350	0.79	2,175,963.2
Quarter 3	673	673	673	9,413,535	0.71	2,206,898.7
Quarter 4	529	529	529	9,274,716	0.57	2,209,683.5
<i>Female, 2010</i>						
Quarter 1	588	588	588	9,046,042	0.65	2,095,409.6
Quarter 2	789	789	789	8,992,363	0.88	2,107,585.4
Quarter 3	636	636	636	8,998,522	0.71	2,115,585.6
Quarter 4	513	513	513	8,805,109	0.58	2,100,828.3
<i>Female, 2011</i>						
Quarter 1	2,851	2,851	2,851	14,532,278	1.96	3,378,869.0
Quarter 2	3,257	3,257	3,257	14,571,614	2.24	3,417,264.5
Quarter 3	2,760	2,760	2,760	14,662,592	1.88	3,459,387.0
Quarter 4	2,348	2,348	2,348	14,563,183	1.61	3,471,610.1
<i>Female, 2012</i>						
Quarter 1	2,790	2,790	2,790	14,719,302	1.90	3,414,350.0
Quarter 2	3,028	3,028	3,028	14,846,202	2.04	3,415,565.4
Quarter 3	2,609	2,609	2,609	14,950,869	1.75	3,463,625.2
Quarter 4	2,314	2,314	2,314	15,720,928	1.47	3,484,643.4
<i>Female, 2013</i>						
Quarter 1	2,723	2,723	2,723	14,838,595	1.84	3,446,845.2
Quarter 2	3,254	3,254	3,254	14,872,384	2.19	3,485,430.4
Quarter 3	2,872	2,872	2,872	14,991,235	1.92	3,539,019.4
Quarter 4	2,444	2,444	2,444	14,851,123	1.65	3,537,581.2
<i>Female, 2014</i>						
Quarter 1	2,493	2,493	2,493	16,297,276	1.53	3,797,020.6
Quarter 2	2,427	2,427	2,427	16,320,075	1.49	3,825,007.1
Quarter 3	2,527	2,527	2,527	16,432,388	1.54	3,880,185.4
Quarter 4	2,206	2,206	2,206	16,338,654	1.35	3,882,191.8

**Table 3. Summary of Loop Diuretic Users in the Sentinel Distributed Database (SDD) between January 1, 2000 and March 31, 2021, Cross-Stratified by Year-Quarter and Sex**

	New Users	New Episodes	Adjusted Dispensings	Eligible Members <sup>1</sup>	New Users per 10,000 Eligible Members <sup>1</sup>	Eligible Member-Years <sup>1</sup>
<i>Female, 2015</i>						
Quarter 1	2,518	2,518	2,518	16,940,079	1.49	3,946,772.8
Quarter 2	3,113	3,113	3,113	17,096,630	1.82	4,012,281.3
Quarter 3	2,755	2,755	2,755	17,201,631	1.60	4,067,773.9
Quarter 4	2,365	2,365	2,365	17,155,204	1.38	4,071,996.2
<i>Female, 2016</i>						
Quarter 1	2,655	2,655	2,655	17,616,261	1.51	4,090,878.3
Quarter 2	3,129	3,129	3,129	17,731,326	1.76	4,091,200.3
Quarter 3	2,710	2,710	2,710	17,819,738	1.52	4,140,852.6
Quarter 4	2,530	2,530	2,530	19,314,897	1.31	4,162,222.8
<i>Female, 2017</i>						
Quarter 1	2,739	2,739	2,739	17,578,616	1.56	4,080,822.6
Quarter 2	3,214	3,214	3,214	17,601,489	1.83	4,121,369.0
Quarter 3	2,880	2,880	2,880	17,671,712	1.63	4,172,303.9
Quarter 4	2,476	2,476	2,476	17,700,390	1.40	4,195,039.1
<i>Female, 2018</i>						
Quarter 1	2,500	2,500	2,500	17,634,039	1.42	4,099,277.5
Quarter 2	2,986	2,986	2,986	17,645,265	1.69	4,129,276.5
Quarter 3	2,843	2,843	2,843	17,668,310	1.61	4,164,828.0
Quarter 4	2,442	2,442	2,442	17,594,957	1.39	4,172,256.5
<i>Female, 2019</i>						
Quarter 1	2,665	2,665	2,665	17,388,161	1.53	4,042,603.5
Quarter 2	3,073	3,073	3,073	17,426,277	1.76	4,073,445.5
Quarter 3	2,960	2,960	2,960	17,508,400	1.69	4,121,684.6
Quarter 4	2,705	2,705	2,705	17,377,838	1.56	4,127,352.8
<i>Female, 2020</i>						
Quarter 1	2,703	2,703	2,703	17,158,238	1.58	3,983,473.3
Quarter 2	2,684	2,684	2,684	17,357,233	1.55	4,038,758.7
Quarter 3	2,749	2,749	2,749	17,765,903	1.55	4,113,607.0
Quarter 4	2,522	2,522	2,522	19,042,747	1.32	4,132,989.6
<i>Female, 2021</i>						
Quarter 1	2,450	2,450	2,450	12,700,076	1.93	2,846,904.0
<i>Male, 2000</i>						
Quarter 1	0	0	0	0	NaN	0.0
Quarter 2	0	0	0	0	NaN	0.0
Quarter 3	0	0	0	0	NaN	0.0
Quarter 4	0	0	0	226,478	0.00	620.1

**Table 3. Summary of Loop Diuretic Users in the Sentinel Distributed Database (SDD) between January 1, 2000 and March 31, 2021, Cross-Stratified by Year-Quarter and Sex**

	New Users	New Episodes	Adjusted Dispensings	Eligible Members <sup>1</sup>	New Users per 10,000 Eligible Members <sup>1</sup>	Eligible Member-Years <sup>1</sup>
<i>Male, 2001</i>						
Quarter 1	26	26	26	239,585	1.09	56,711.4
Quarter 2	26	26	26	243,446	1.07	58,371.2
Quarter 3	18	18	18	248,309	0.72	60,205.4
Quarter 4	12	12	12	252,602	0.48	61,202.0
<i>Male, 2002</i>						
Quarter 1	33	33	33	242,859	1.36	57,531.7
Quarter 2	41	41	41	248,373	1.65	57,934.1
Quarter 3	21	21	21	244,074	0.86	58,906.5
Quarter 4	35	35	35	241,616	1.45	54,454.5
<i>Male, 2003</i>						
Quarter 1	27	27	27	213,802	1.26	50,243.7
Quarter 2	31	31	31	210,563	1.47	49,463.8
Quarter 3	33	33	33	208,844	1.58	50,075.2
Quarter 4	27	27	27	206,577	1.31	49,704.7
<i>Male, 2004</i>						
Quarter 1	32	32	32	208,810	1.53	48,976.4
Quarter 2	40	40	40	209,333	1.91	48,862.1
Quarter 3	29	29	29	209,807	1.38	49,154.5
Quarter 4	27	27	27	208,707	1.29	49,071.7
<i>Male, 2005</i>						
Quarter 1	19	19	19	207,664	0.91	47,807.3
Quarter 2	22	22	22	206,863	1.06	48,790.5
Quarter 3	13	13	13	212,094	0.61	45,544.6
Quarter 4	21	21	21	174,548	1.20	40,935.6
<i>Male, 2006</i>						
Quarter 1	*****	*****	*****	*****	0.55	28,589.0
Quarter 2	*****	*****	*****	*****	0.32	28,791.4
Quarter 3	*****	*****	*****	*****	0.81	29,104.6
Quarter 4	*****	*****	*****	*****	0.32	28,665.8
<i>Male, 2007</i>						
Quarter 1	100	100	100	3,041,288	0.33	707,207.5
Quarter 2	114	114	114	3,084,913	0.37	724,296.0
Quarter 3	92	92	92	3,109,773	0.30	736,337.9
Quarter 4	89	89	89	3,204,466	0.28	765,566.5
<i>Male, 2008</i>						
Quarter 1	217	217	217	3,991,646	0.54	919,301.4
Quarter 2	200	200	200	4,049,356	0.49	927,865.0
Quarter 3	183	183	183	4,047,673	0.45	940,222.5
Quarter 4	178	178	178	9,455,418	0.19	959,151.5

**Table 3. Summary of Loop Diuretic Users in the Sentinel Distributed Database (SDD) between January 1, 2000 and March 31, 2021, Cross-Stratified by Year-Quarter and Sex**

	New Users	New Episodes	Adjusted Dispensings	Eligible Members <sup>1</sup>	New Users per 10,000 Eligible Members <sup>1</sup>	Eligible Member-Years <sup>1</sup>
<i>Male, 2009</i>						
Quarter 1	347	347	347	8,903,333	0.39	2,051,221.9
Quarter 2	368	368	368	8,859,410	0.42	2,074,484.7
Quarter 3	349	349	349	8,956,915	0.39	2,106,776.9
Quarter 4	337	337	337	8,828,008	0.38	2,107,966.5
<i>Male, 2010</i>						
Quarter 1	343	343	343	8,635,864	0.40	2,002,967.3
Quarter 2	398	398	398	8,559,481	0.46	2,013,328.4
Quarter 3	400	400	400	8,550,923	0.47	2,020,484.7
Quarter 4	343	343	343	8,397,783	0.41	2,009,259.6
<i>Male, 2011</i>						
Quarter 1	1,513	1,513	1,513	12,160,203	1.24	2,828,041.4
Quarter 2	1,477	1,477	1,477	12,197,759	1.21	2,866,426.9
Quarter 3	1,360	1,360	1,360	12,292,694	1.11	2,908,470.3
Quarter 4	1,302	1,302	1,302	12,247,173	1.06	2,925,346.2
<i>Male, 2012</i>						
Quarter 1	1,497	1,497	1,497	12,420,624	1.21	2,876,686.1
Quarter 2	1,536	1,536	1,536	12,553,548	1.22	2,886,512.4
Quarter 3	1,399	1,399	1,399	12,658,708	1.11	2,935,115.3
Quarter 4	1,271	1,271	1,271	13,369,835	0.95	2,958,178.8
<i>Male, 2013</i>						
Quarter 1	1,717	1,717	1,717	12,570,586	1.37	2,924,141.3
Quarter 2	1,744	1,744	1,744	12,593,256	1.38	2,959,521.8
Quarter 3	1,529	1,529	1,529	12,712,299	1.20	3,011,317.2
Quarter 4	1,441	1,441	1,441	12,604,576	1.14	3,010,006.7
<i>Male, 2014</i>						
Quarter 1	1,678	1,678	1,678	13,992,131	1.20	3,263,230.3
Quarter 2	1,327	1,327	1,327	14,001,894	0.95	3,288,991.2
Quarter 3	1,434	1,434	1,434	14,100,942	1.02	3,339,406.4
Quarter 4	1,376	1,376	1,376	14,048,110	0.98	3,341,537.5
<i>Male, 2015</i>						
Quarter 1	1,745	1,745	1,745	14,543,532	1.20	3,391,503.3
Quarter 2	1,907	1,907	1,907	14,680,621	1.30	3,452,278.9
Quarter 3	1,625	1,625	1,625	14,783,314	1.10	3,507,025.4
Quarter 4	1,696	1,696	1,696	14,779,138	1.15	3,520,444.8
<i>Male, 2016</i>						
Quarter 1	1,883	1,883	1,883	15,240,621	1.24	3,542,651.9
Quarter 2	2,053	2,053	2,053	15,421,960	1.33	3,561,668.0
Quarter 3	1,745	1,745	1,745	15,552,721	1.12	3,621,615.7
Quarter 4	1,880	1,880	1,880	17,023,047	1.10	3,649,556.5

**Table 3. Summary of Loop Diuretic Users in the Sentinel Distributed Database (SDD) between January 1, 2000 and March 31, 2021, Cross-Stratified by Year-Quarter and Sex**

	New Users	New Episodes	Adjusted Dispensings	Eligible Members <sup>1</sup>	New Users per 10,000 Eligible Members <sup>1</sup>	Eligible Member-Years <sup>1</sup>
<i>Male, 2017</i>						
Quarter 1	2,018	2,018	2,018	15,410,472	1.31	3,591,460.4
Quarter 2	2,226	2,226	2,226	15,433,896	1.44	3,631,768.3
Quarter 3	2,005	2,005	2,005	15,504,809	1.29	3,681,861.2
Quarter 4	1,886	1,886	1,886	15,567,613	1.21	3,705,437.6
<i>Male, 2018</i>						
Quarter 1	1,938	1,938	1,938	15,492,922	1.25	3,616,991.3
Quarter 2	1,978	1,978	1,978	15,475,964	1.28	3,640,618.6
Quarter 3	1,962	1,962	1,962	15,494,137	1.27	3,674,270.4
Quarter 4	1,905	1,905	1,905	15,439,382	1.23	3,678,369.8
<i>Male, 2019</i>						
Quarter 1	2,219	2,219	2,219	15,257,370	1.45	3,562,104.3
Quarter 2	2,400	2,400	2,400	15,265,229	1.57	3,587,160.6
Quarter 3	2,219	2,219	2,219	15,327,045	1.45	3,629,296.1
Quarter 4	1,965	1,965	1,965	15,232,690	1.29	3,634,182.2
<i>Male, 2020</i>						
Quarter 1	2,277	2,277	2,277	15,248,482	1.49	3,550,016.3
Quarter 2	2,108	2,108	2,108	15,372,025	1.37	3,581,276.5
Quarter 3	2,080	2,080	2,080	15,632,220	1.33	3,635,160.6
Quarter 4	2,008	2,008	2,008	16,809,732	1.19	3,646,158.4
<i>Male, 2021</i>						
Quarter 1	2,065	2,065	2,065	10,417,011	1.98	2,337,633.2
<i>Furosemide</i>						
<i>Female, 2000</i>						
Quarter 1	0	0	0	0	NaN	0.0
Quarter 2	0	0	0	0	NaN	0.0
Quarter 3	0	0	0	0	NaN	0.0
Quarter 4	27	27	27	375,914	0.72	1,029.2
<i>Female, 2001</i>						
Quarter 1	3,089	3,089	3,089	395,902	78.02	93,395.0
Quarter 2	4,063	4,063	4,063	399,169	101.79	95,364.6
Quarter 3	3,473	3,473	3,473	405,332	85.68	97,721.0
Quarter 4	2,815	2,815	2,815	410,009	68.66	99,161.0
<i>Female, 2002</i>						
Quarter 1	3,129	3,129	3,129	393,368	79.54	92,955.4
Quarter 2	4,077	4,077	4,077	400,168	101.88	93,210.3
Quarter 3	3,560	3,560	3,560	391,847	90.85	94,314.2
Quarter 4	2,741	2,741	2,741	388,189	70.61	89,222.8

**Table 3. Summary of Loop Diuretic Users in the Sentinel Distributed Database (SDD) between January 1, 2000 and March 31, 2021, Cross-Stratified by Year-Quarter and Sex**

	New Users	New Episodes	Adjusted Dispensings	Eligible Members <sup>1</sup>	New Users per 10,000 Eligible Members <sup>1</sup>	Eligible Member-Years <sup>1</sup>
<i>Female, 2003</i>						
Quarter 1	2,781	2,781	2,781	354,381	78.47	83,315.2
Quarter 2	3,615	3,615	3,615	350,427	103.16	82,192.7
Quarter 3	3,400	3,400	3,400	345,700	98.35	82,607.4
Quarter 4	2,462	2,462	2,462	342,073	71.97	82,027.9
<i>Female, 2004</i>						
Quarter 1	3,144	3,144	3,144	345,033	91.12	80,755.4
Quarter 2	3,283	3,283	3,283	346,145	94.84	80,604.9
Quarter 3	3,091	3,091	3,091	345,894	89.36	80,983.6
Quarter 4	2,316	2,316	2,316	344,743	67.18	80,991.0
<i>Female, 2005</i>						
Quarter 1	2,295	2,295	2,295	341,291	67.24	78,806.0
Quarter 2	3,004	3,004	3,004	341,380	88.00	80,342.7
Quarter 3	2,033	2,033	2,033	347,911	58.43	77,065.1
Quarter 4	1,469	1,469	1,469	308,976	47.54	72,634.1
<i>Female, 2006</i>						
Quarter 1	678	678	678	242,471	27.96	55,208.0
Quarter 2	862	862	862	238,088	36.21	55,413.0
Quarter 3	857	857	857	235,714	36.36	55,755.6
Quarter 4	580	580	580	235,973	24.58	55,018.9
<i>Female, 2007</i>						
Quarter 1	6,265	6,265	6,265	3,241,111	19.33	751,433.5
Quarter 2	8,487	8,487	8,487	3,289,859	25.80	769,315.0
Quarter 3	7,605	7,605	7,605	3,307,111	23.00	779,929.5
Quarter 4	5,949	5,949	5,949	3,390,097	17.55	807,457.0
<i>Female, 2008</i>						
Quarter 1	10,326	10,326	10,326	4,258,046	24.25	979,724.4
Quarter 2	13,489	13,489	13,489	4,317,762	31.24	988,590.5
Quarter 3	11,885	11,885	11,885	4,320,074	27.51	1,000,326.1
Quarter 4	9,539	9,539	9,539	9,913,785	9.62	1,020,410.7
<i>Female, 2009</i>						
Quarter 1	17,831	17,831	17,831	9,308,235	19.16	2,143,898.7
Quarter 2	23,532	23,532	23,532	9,293,535	25.32	2,171,398.3
Quarter 3	20,793	20,793	20,793	9,388,098	22.15	2,201,562.9
Quarter 4	16,385	16,385	16,385	9,247,386	17.72	2,203,671.5
<i>Female, 2010</i>						
Quarter 1	16,712	16,712	16,712	9,016,321	18.54	2,089,104.6
Quarter 2	22,971	22,971	22,971	8,956,802	25.65	2,100,165.5
Quarter 3	19,984	19,984	19,984	8,956,239	22.31	2,106,588.9
Quarter 4	14,388	14,388	14,388	8,758,647	16.43	2,090,526.3

**Table 3. Summary of Loop Diuretic Users in the Sentinel Distributed Database (SDD) between January 1, 2000 and March 31, 2021, Cross-Stratified by Year-Quarter and Sex**

	New Users	New Episodes	Adjusted Dispensings	Eligible Members <sup>1</sup>	New Users per 10,000 Eligible Members <sup>1</sup>	Eligible Member-Years <sup>1</sup>
<i>Female, 2011</i>						
Quarter 1	89,979	89,979	89,979	14,486,788	62.11	3,368,999.6
Quarter 2	107,321	107,321	107,321	14,520,737	73.91	3,406,334.4
Quarter 3	95,049	95,049	95,049	14,605,557	65.08	3,446,961.5
Quarter 4	76,946	76,946	76,946	14,502,268	53.06	3,457,929.7
<i>Female, 2012</i>						
Quarter 1	88,254	88,254	88,254	14,650,491	60.24	3,400,237.9
Quarter 2	99,965	99,965	99,965	14,753,821	67.76	3,397,321.8
Quarter 3	88,718	88,718	88,718	14,830,766	59.82	3,439,123.4
Quarter 4	75,000	75,000	75,000	15,579,222	48.14	3,454,399.8
<i>Female, 2013</i>						
Quarter 1	80,030	80,030	80,030	14,682,126	54.51	3,413,852.6
Quarter 2	98,770	98,770	98,770	14,691,893	67.23	3,447,482.1
Quarter 3	86,896	86,896	86,896	14,786,003	58.77	3,495,048.3
Quarter 4	71,279	71,279	71,279	14,627,237	48.73	3,488,209.7
<i>Female, 2014</i>						
Quarter 1	80,559	80,559	80,559	16,064,044	50.15	3,746,397.9
Quarter 2	103,492	103,492	103,492	16,065,449	64.42	3,770,118.3
Quarter 3	90,482	90,482	90,482	16,156,888	56.00	3,819,981.5
Quarter 4	75,344	75,344	75,344	16,048,398	46.95	3,817,206.2
<i>Female, 2015</i>						
Quarter 1	81,334	81,334	81,334	16,641,526	48.87	3,881,345.3
Quarter 2	101,480	101,480	101,480	16,778,268	60.48	3,942,994.2
Quarter 3	89,955	89,955	89,955	16,862,303	53.35	3,992,925.4
Quarter 4	74,797	74,797	74,797	16,800,791	44.52	3,992,296.5
<i>Female, 2016</i>						
Quarter 1	81,229	81,229	81,229	17,253,586	47.08	4,010,226.0
Quarter 2	95,390	95,390	95,390	17,349,595	54.98	4,007,445.0
Quarter 3	86,264	86,264	86,264	17,417,780	49.53	4,051,466.8
Quarter 4	72,221	72,221	72,221	18,895,223	38.22	4,068,112.0
<i>Female, 2017</i>						
Quarter 1	77,845	77,845	77,845	17,159,038	45.37	3,988,043.7
Quarter 2	91,697	91,697	91,697	17,166,716	53.42	4,025,254.0
Quarter 3	81,854	81,854	81,854	17,221,498	47.53	4,071,482.0
Quarter 4	69,266	69,266	69,266	17,238,246	40.18	4,090,249.4
<i>Female, 2018</i>						
Quarter 1	73,529	73,529	73,529	17,172,831	42.82	3,996,940.1
Quarter 2	91,109	91,109	91,109	17,171,703	53.06	4,024,229.3
Quarter 3	79,385	79,385	79,385	17,183,319	46.20	4,055,940.4
Quarter 4	66,853	66,853	66,853	17,101,474	39.09	4,060,144.8



**Table 3. Summary of Loop Diuretic Users in the Sentinel Distributed Database (SDD) between January 1, 2000 and March 31, 2021, Cross-Stratified by Year-Quarter and Sex**

	New Users	New Episodes	Adjusted Dispensings	Eligible Members <sup>1</sup>	New Users per 10,000 Eligible Members <sup>1</sup>	Eligible Member-Years <sup>1</sup>
<i>Female, 2019</i>						
Quarter 1	70,189	70,189	70,189	16,899,948	41.53	3,933,931.1
Quarter 2	86,201	86,201	86,201	16,927,034	50.93	3,962,636.6
Quarter 3	77,232	77,232	77,232	16,997,873	45.44	4,006,997.4
Quarter 4	63,946	63,946	63,946	16,862,636	37.92	4,009,798.9
<i>Female, 2020</i>						
Quarter 1	65,368	65,368	65,368	16,664,615	39.23	3,872,553.6
Quarter 2	68,472	68,472	68,472	16,851,423	40.63	3,924,938.5
Quarter 3	72,232	72,232	72,232	17,242,173	41.89	3,995,702.4
Quarter 4	60,587	60,587	60,587	18,509,377	32.73	4,012,098.6
<i>Female, 2021</i>						
Quarter 1	56,892	56,892	56,892	12,219,358	46.56	2,742,728.0
<i>Male, 2000</i>						
Quarter 1	0	0	0	0	NaN	0.0
Quarter 2	0	0	0	0	NaN	0.0
Quarter 3	0	0	0	0	NaN	0.0
Quarter 4	16	16	16	226,478	0.71	620.1
<i>Male, 2001</i>						
Quarter 1	1,276	1,276	1,276	239,585	53.26	56,711.4
Quarter 2	1,412	1,412	1,412	243,446	58.00	58,371.2
Quarter 3	1,417	1,417	1,417	248,309	57.07	60,205.4
Quarter 4	1,240	1,240	1,240	252,602	49.09	61,202.0
<i>Male, 2002</i>						
Quarter 1	1,410	1,410	1,410	242,676	58.10	57,514.6
Quarter 2	1,500	1,500	1,500	247,836	60.52	57,852.3
Quarter 3	1,470	1,470	1,470	243,116	60.46	58,728.4
Quarter 4	1,230	1,230	1,230	240,277	51.19	54,190.2
<i>Male, 2003</i>						
Quarter 1	1,239	1,239	1,239	212,187	58.39	49,911.7
Quarter 2	1,420	1,420	1,420	208,577	68.08	49,050.8
Quarter 3	1,340	1,340	1,340	206,469	64.90	49,567.2
Quarter 4	1,118	1,118	1,118	203,867	54.84	49,110.1
<i>Male, 2004</i>						
Quarter 1	1,414	1,414	1,414	205,682	68.75	48,304.1
Quarter 2	1,272	1,272	1,272	205,817	61.80	48,105.4
Quarter 3	1,303	1,303	1,303	205,898	63.28	48,301.6
Quarter 4	1,091	1,091	1,091	204,511	53.35	48,136.1

**Table 3. Summary of Loop Diuretic Users in the Sentinel Distributed Database (SDD) between January 1, 2000 and March 31, 2021, Cross-Stratified by Year-Quarter and Sex**

	New Users	New Episodes	Adjusted Dispensings	Eligible Members <sup>1</sup>	New Users per 10,000 Eligible Members <sup>1</sup>	Eligible Member-Years <sup>1</sup>
<i>Male, 2005</i>						
Quarter 1	1,197	1,197	1,197	203,249	58.89	46,836.2
Quarter 2	1,220	1,220	1,220	202,179	60.34	47,750.6
Quarter 3	797	797	797	207,058	38.49	44,490.4
Quarter 4	701	701	701	169,929	41.25	39,903.5
<i>Male, 2006</i>						
Quarter 1	252	252	252	124,611	20.22	28,107.5
Quarter 2	267	267	267	122,030	21.88	28,291.6
Quarter 3	262	262	262	120,126	21.81	28,539.0
Quarter 4	202	202	202	120,371	16.78	28,074.2
<i>Male, 2007</i>						
Quarter 1	4,127	4,127	4,127	3,038,403	13.58	706,575.8
Quarter 2	4,498	4,498	4,498	3,082,018	14.59	723,640.4
Quarter 3	4,083	4,083	4,083	3,106,948	13.14	735,696.5
Quarter 4	3,719	3,719	3,719	3,201,466	11.62	764,892.5
<i>Male, 2008</i>						
Quarter 1	7,349	7,349	7,349	3,988,191	18.43	918,591.5
Quarter 2	7,758	7,758	7,758	4,044,687	19.18	926,942.8
Quarter 3	7,242	7,242	7,242	4,041,867	17.92	939,028.5
Quarter 4	6,507	6,507	6,507	9,448,515	6.89	957,689.0
<i>Male, 2009</i>						
Quarter 1	12,452	12,452	12,452	8,895,491	14.00	2,049,616.1
Quarter 2	13,415	13,415	13,415	8,849,853	15.16	2,072,511.2
Quarter 3	12,188	12,188	12,188	8,945,492	13.62	2,104,451.7
Quarter 4	11,147	11,147	11,147	8,815,610	12.64	2,105,300.4
<i>Male, 2010</i>						
Quarter 1	11,953	11,953	11,953	8,621,989	13.86	2,000,113.4
Quarter 2	12,764	12,764	12,764	8,542,653	14.94	2,009,846.3
Quarter 3	11,467	11,467	11,467	8,530,865	13.44	2,016,235.1
Quarter 4	10,282	10,282	10,282	8,375,220	12.28	2,004,339.6
<i>Male, 2011</i>						
Quarter 1	48,257	48,257	48,257	12,137,600	39.76	2,823,245.9
Quarter 2	50,702	50,702	50,702	12,172,471	41.65	2,860,984.7
Quarter 3	45,896	45,896	45,896	12,264,580	37.42	2,902,354.7
Quarter 4	41,774	41,774	41,774	12,216,796	34.19	2,918,598.7
<i>Male, 2012</i>						
Quarter 1	48,097	48,097	48,097	12,386,222	38.83	2,869,703.8
Quarter 2	49,222	49,222	49,222	12,508,473	39.35	2,877,470.5
Quarter 3	44,560	44,560	44,560	12,602,193	35.36	2,923,434.9
Quarter 4	41,532	41,532	41,532	13,302,924	31.22	2,943,946.0

**Table 3. Summary of Loop Diuretic Users in the Sentinel Distributed Database (SDD) between January 1, 2000 and March 31, 2021, Cross-Stratified by Year-Quarter and Sex**

	New Users	New Episodes	Adjusted Dispensings	Eligible Members <sup>1</sup>	New Users per 10,000 Eligible Members <sup>1</sup>	Eligible Member-Years <sup>1</sup>
<i>Male, 2013</i>						
Quarter 1	47,559	47,559	47,559	12,496,376	38.06	2,908,589.2
Quarter 2	51,147	51,147	51,147	12,508,603	40.89	2,941,610.5
Quarter 3	46,158	46,158	46,158	12,616,966	36.58	2,990,720.5
Quarter 4	41,994	41,994	41,994	12,499,838	33.60	2,986,991.9
<i>Male, 2014</i>						
Quarter 1	50,988	50,988	50,988	13,882,432	36.73	3,239,650.5
Quarter 2	55,817	55,817	55,817	13,882,428	40.21	3,263,211.9
Quarter 3	49,612	49,612	49,612	13,972,022	35.51	3,311,099.8
Quarter 4	46,255	46,255	46,255	13,911,033	33.25	3,311,009.2
<i>Male, 2015</i>						
Quarter 1	52,781	52,781	52,781	14,401,830	36.65	3,360,741.1
Quarter 2	56,941	56,941	56,941	14,529,897	39.19	3,419,417.2
Quarter 3	51,214	51,214	51,214	14,623,289	35.02	3,471,614.6
Quarter 4	47,434	47,434	47,434	14,610,955	32.46	3,482,745.7
<i>Male, 2016</i>						
Quarter 1	53,205	53,205	53,205	15,067,261	35.31	3,504,393.3
Quarter 2	56,250	56,250	56,250	15,238,584	36.91	3,521,465.4
Quarter 3	51,647	51,647	51,647	15,358,973	33.63	3,578,473.1
Quarter 4	47,816	47,816	47,816	16,819,469	28.43	3,604,031.9
<i>Male, 2017</i>						
Quarter 1	53,644	53,644	53,644	15,206,425	35.28	3,546,599.4
Quarter 2	56,353	56,353	56,353	15,222,193	37.02	3,584,932.1
Quarter 3	51,503	51,503	51,503	15,284,866	33.70	3,632,499.3
Quarter 4	47,500	47,500	47,500	15,339,941	30.96	3,654,026.5
<i>Male, 2018</i>						
Quarter 1	53,152	53,152	53,152	15,264,566	34.82	3,566,697.1
Quarter 2	57,270	57,270	57,270	15,240,210	37.58	3,588,375.6
Quarter 3	50,479	50,479	50,479	15,251,203	33.10	3,619,644.4
Quarter 4	47,634	47,634	47,634	15,189,773	31.36	3,621,856.3
<i>Male, 2019</i>						
Quarter 1	51,524	51,524	51,524	15,009,193	34.33	3,507,221.2
Quarter 2	55,251	55,251	55,251	15,010,925	36.81	3,530,690.6
Quarter 3	50,280	50,280	50,280	15,066,262	33.37	3,570,538.1
Quarter 4	45,750	45,750	45,750	14,966,906	30.57	3,573,758.4
<i>Male, 2020</i>						
Quarter 1	48,463	48,463	48,463	14,988,332	32.33	3,491,895.9
Quarter 2	47,292	47,292	47,292	15,104,797	31.31	3,521,181.4
Quarter 3	49,667	49,667	49,667	15,354,442	32.35	3,572,607.8
Quarter 4	44,727	44,727	44,727	16,525,269	27.07	3,581,894.4

**Table 3. Summary of Loop Diuretic Users in the Sentinel Distributed Database (SDD) between January 1, 2000 and March 31, 2021, Cross-Stratified by Year-Quarter and Sex**

	New Users	New Episodes	Adjusted Dispensings	Eligible Members <sup>1</sup>	New Users per 10,000 Eligible Members <sup>1</sup>	Eligible Member-Years <sup>1</sup>
<i>Male, 2021</i>						
Quarter 1	43,032	43,032	43,032	10,162,501	42.34	2,282,963.2
<i>Torsemide</i>						
<i>Female, 2000</i>						
Quarter 1	0	0	0	0	NaN	0.0
Quarter 2	0	0	0	0	NaN	0.0
Quarter 3	0	0	0	0	NaN	0.0
Quarter 4	0	0	0	375,914	0.00	1,029.2
<i>Female, 2001</i>						
Quarter 1	60	60	60	395,902	1.52	93,395.0
Quarter 2	85	85	85	399,169	2.13	95,364.6
Quarter 3	85	85	85	405,332	2.10	97,721.0
Quarter 4	74	74	74	410,009	1.80	99,161.0
<i>Female, 2002</i>						
Quarter 1	75	75	75	393,871	1.90	93,001.0
Quarter 2	142	142	142	401,807	3.53	93,457.0
Quarter 3	89	89	89	394,646	2.26	94,834.7
Quarter 4	66	66	66	391,923	1.68	89,975.9
<i>Female, 2003</i>						
Quarter 1	73	73	73	358,891	2.03	84,244.7
Quarter 2	100	100	100	355,990	2.81	83,338.1
Quarter 3	89	89	89	352,420	2.53	84,028.6
Quarter 4	66	66	66	349,725	1.89	83,705.5
<i>Female, 2004</i>						
Quarter 1	84	84	84	353,590	2.38	82,621.0
Quarter 2	92	92	92	355,728	2.59	82,678.1
Quarter 3	89	89	89	356,526	2.50	83,299.9
Quarter 4	79	79	79	356,208	2.22	83,554.3
<i>Female, 2005</i>						
Quarter 1	69	69	69	353,373	1.95	81,485.4
Quarter 2	63	63	63	354,405	1.78	83,224.0
Quarter 3	57	57	57	361,895	1.58	79,998.1
Quarter 4	22	22	22	321,992	0.68	75,547.1
<i>Female, 2006</i>						
Quarter 1	*****	*****	*****	*****	0.56	56,844.5
Quarter 2	*****	*****	*****	*****	0.77	57,123.1
Quarter 3	*****	*****	*****	*****	0.94	57,681.1
Quarter 4	*****	*****	*****	*****	0.61	57,049.1

**Table 3. Summary of Loop Diuretic Users in the Sentinel Distributed Database (SDD) between January 1, 2000 and March 31, 2021, Cross-Stratified by Year-Quarter and Sex**

	New Users	New Episodes	Adjusted Dispensings	Eligible Members <sup>1</sup>	New Users per 10,000 Eligible Members <sup>1</sup>	Eligible Member-Years <sup>1</sup>
<i>Female, 2007</i>						
Quarter 1	238	238	238	3,250,197	0.73	753,477.9
Quarter 2	278	278	278	3,299,195	0.84	771,416.0
Quarter 3	263	263	263	3,316,564	0.79	782,073.0
Quarter 4	234	234	234	3,399,974	0.69	809,707.3
<i>Female, 2008</i>						
Quarter 1	292	292	292	4,268,730	0.68	982,036.4
Quarter 2	380	380	380	4,330,699	0.88	991,233.3
Quarter 3	346	346	346	4,335,368	0.80	1,003,547.5
Quarter 4	257	257	257	9,930,999	0.26	1,024,170.3
<i>Female, 2009</i>						
Quarter 1	615	615	615	9,326,719	0.66	2,147,839.4
Quarter 2	701	701	701	9,315,317	0.75	2,175,953.6
Quarter 3	682	682	682	9,413,518	0.72	2,206,896.7
Quarter 4	487	487	487	9,274,707	0.53	2,209,686.4
<i>Female, 2010</i>						
Quarter 1	495	495	495	9,046,053	0.55	2,095,412.5
Quarter 2	658	658	658	8,992,386	0.73	2,107,584.4
Quarter 3	577	577	577	8,998,559	0.64	2,115,589.3
Quarter 4	404	404	404	8,805,182	0.46	2,100,843.4
<i>Female, 2011</i>						
Quarter 1	2,244	2,244	2,244	14,532,355	1.54	3,378,887.2
Quarter 2	2,814	2,814	2,814	14,571,756	1.93	3,417,290.3
Quarter 3	2,293	2,293	2,293	14,662,781	1.56	3,459,426.6
Quarter 4	1,937	1,937	1,937	14,563,371	1.33	3,471,656.5
<i>Female, 2012</i>						
Quarter 1	2,193	2,193	2,193	14,719,577	1.49	3,414,401.6
Quarter 2	2,379	2,379	2,379	14,846,588	1.60	3,415,649.6
Quarter 3	2,107	2,107	2,107	14,951,371	1.41	3,463,723.5
Quarter 4	1,902	1,902	1,902	15,721,472	1.21	3,484,751.7
<i>Female, 2013</i>						
Quarter 1	2,149	2,149	2,149	14,839,205	1.45	3,446,975.6
Quarter 2	2,556	2,556	2,556	14,873,105	1.72	3,485,585.6
Quarter 3	2,246	2,246	2,246	14,992,214	1.50	3,539,218.4
Quarter 4	1,969	1,969	1,969	14,852,181	1.33	3,537,810.4
<i>Female, 2014</i>						
Quarter 1	2,242	2,242	2,242	16,298,306	1.38	3,797,251.1
Quarter 2	2,958	2,958	2,958	16,321,295	1.81	3,825,253.1
Quarter 3	2,507	2,507	2,507	16,433,648	1.53	3,880,454.1
Quarter 4	2,107	2,107	2,107	16,340,025	1.29	3,882,484.7

**Table 3. Summary of Loop Diuretic Users in the Sentinel Distributed Database (SDD) between January 1, 2000 and March 31, 2021, Cross-Stratified by Year-Quarter and Sex**

	New Users	New Episodes	Adjusted Dispensings	Eligible Members <sup>1</sup>	New Users per 10,000 Eligible Members <sup>1</sup>	Eligible Member-Years <sup>1</sup>
<i>Female, 2015</i>						
Quarter 1	2,344	2,344	2,344	16,941,472	1.38	3,947,093.0
Quarter 2	2,921	2,921	2,921	17,098,050	1.71	4,012,607.1
Quarter 3	2,619	2,619	2,619	17,202,897	1.52	4,068,091.6
Quarter 4	2,284	2,284	2,284	17,156,499	1.33	4,072,299.6
<i>Female, 2016</i>						
Quarter 1	2,525	2,525	2,525	17,617,568	1.43	4,091,183.1
Quarter 2	2,922	2,922	2,922	17,732,693	1.65	4,091,509.4
Quarter 3	2,607	2,607	2,607	17,821,193	1.46	4,141,180.7
Quarter 4	2,340	2,340	2,340	19,316,503	1.21	4,162,582.1
<i>Female, 2017</i>						
Quarter 1	2,555	2,555	2,555	17,580,158	1.45	4,081,183.1
Quarter 2	2,922	2,922	2,922	17,602,956	1.66	4,121,694.3
Quarter 3	2,688	2,688	2,688	17,673,180	1.52	4,172,642.2
Quarter 4	2,431	2,431	2,431	17,701,822	1.37	4,195,360.6
<i>Female, 2018</i>						
Quarter 1	2,740	2,740	2,740	17,635,545	1.55	4,099,604.3
Quarter 2	3,185	3,185	3,185	17,646,909	1.80	4,129,644.5
Quarter 3	2,909	2,909	2,909	17,669,972	1.65	4,165,200.5
Quarter 4	2,718	2,718	2,718	17,596,594	1.54	4,172,626.0
<i>Female, 2019</i>						
Quarter 1	2,761	2,761	2,761	17,389,597	1.59	4,042,925.4
Quarter 2	3,496	3,496	3,496	17,427,698	2.01	4,073,772.6
Quarter 3	3,123	3,123	3,123	17,509,909	1.78	4,122,021.5
Quarter 4	2,883	2,883	2,883	17,379,146	1.66	4,127,668.7
<i>Female, 2020</i>						
Quarter 1	3,015	3,015	3,015	17,159,259	1.76	3,983,716.2
Quarter 2	2,940	2,940	2,940	17,358,137	1.69	4,038,983.7
Quarter 3	3,431	3,431	3,431	17,766,797	1.93	4,113,815.9
Quarter 4	3,021	3,021	3,021	19,043,732	1.59	4,133,202.2
<i>Female, 2021</i>						
Quarter 1	2,983	2,983	2,983	12,700,793	2.35	2,847,052.2
<i>Male, 2000</i>						
Quarter 1	0	0	0	0	NaN	0.0
Quarter 2	0	0	0	0	NaN	0.0
Quarter 3	0	0	0	0	NaN	0.0
Quarter 4	0	0	0	226,478	0.00	620.1

**Table 3. Summary of Loop Diuretic Users in the Sentinel Distributed Database (SDD) between January 1, 2000 and March 31, 2021, Cross-Stratified by Year-Quarter and Sex**

	New Users	New Episodes	Adjusted Dispensings	Eligible Members <sup>1</sup>	New Users per 10,000 Eligible Members <sup>1</sup>	Eligible Member-Years <sup>1</sup>
<i>Male, 2001</i>						
Quarter 1	36	36	36	239,585	1.50	56,711.4
Quarter 2	26	26	26	243,446	1.07	58,371.2
Quarter 3	29	29	29	248,309	1.17	60,205.4
Quarter 4	29	29	29	252,602	1.15	61,202.0
<i>Male, 2002</i>						
Quarter 1	31	31	31	242,857	1.28	57,531.1
Quarter 2	32	32	32	248,372	1.29	57,933.2
Quarter 3	38	38	38	244,071	1.56	58,905.8
Quarter 4	21	21	21	241,611	0.87	54,453.4
<i>Male, 2003</i>						
Quarter 1	28	28	28	213,798	1.31	50,242.9
Quarter 2	29	29	29	210,563	1.38	49,463.0
Quarter 3	43	43	43	208,836	2.06	50,074.1
Quarter 4	24	24	24	206,568	1.16	49,701.9
<i>Male, 2004</i>						
Quarter 1	34	34	34	208,799	1.63	48,975.1
Quarter 2	36	36	36	209,321	1.72	48,860.6
Quarter 3	46	46	46	209,803	2.19	49,154.0
Quarter 4	32	32	32	208,702	1.53	49,071.6
<i>Male, 2005</i>						
Quarter 1	27	27	27	207,654	1.30	47,804.2
Quarter 2	32	32	32	206,846	1.55	48,786.4
Quarter 3	17	17	17	212,083	0.80	45,541.5
Quarter 4	23	23	23	174,539	1.32	40,932.9
<i>Male, 2006</i>						
Quarter 1	*****	*****	*****	*****	0.63	28,590.7
Quarter 2	*****	*****	*****	*****	0.56	28,794.4
Quarter 3	*****	*****	*****	*****	0.49	29,107.6
Quarter 4	*****	*****	*****	*****	0.41	28,667.3
<i>Male, 2007</i>						
Quarter 1	122	122	122	3,041,284	0.40	707,207.2
Quarter 2	128	128	128	3,084,905	0.41	724,294.0
Quarter 3	124	124	124	3,109,761	0.40	736,335.6
Quarter 4	117	117	117	3,204,464	0.37	765,565.9
<i>Male, 2008</i>						
Quarter 1	210	210	210	3,991,634	0.53	919,299.5
Quarter 2	232	232	232	4,049,337	0.57	927,861.5
Quarter 3	178	178	178	4,047,633	0.44	940,216.6
Quarter 4	189	189	189	9,455,399	0.20	959,146.6

**Table 3. Summary of Loop Diuretic Users in the Sentinel Distributed Database (SDD) between January 1, 2000 and March 31, 2021, Cross-Stratified by Year-Quarter and Sex**

	New Users	New Episodes	Adjusted Dispensings	Eligible Members <sup>1</sup>	New Users per 10,000 Eligible Members <sup>1</sup>	Eligible Member-Years <sup>1</sup>
<i>Male, 2009</i>						
Quarter 1	394	394	394	8,903,319	0.44	2,051,217.9
Quarter 2	424	424	424	8,859,395	0.48	2,074,479.8
Quarter 3	361	361	361	8,956,894	0.40	2,106,772.8
Quarter 4	312	312	312	8,828,006	0.35	2,107,965.1
<i>Male, 2010</i>						
Quarter 1	313	313	313	8,635,895	0.36	2,002,973.7
Quarter 2	380	380	380	8,559,503	0.44	2,013,337.1
Quarter 3	333	333	333	8,550,934	0.39	2,020,492.1
Quarter 4	350	350	350	8,397,822	0.42	2,009,265.8
<i>Male, 2011</i>						
Quarter 1	1,226	1,226	1,226	12,160,235	1.01	2,828,046.8
Quarter 2	1,279	1,279	1,279	12,197,801	1.05	2,866,435.3
Quarter 3	1,096	1,096	1,096	12,292,712	0.89	2,908,476.6
Quarter 4	1,032	1,032	1,032	12,247,205	0.84	2,925,351.9
<i>Male, 2012</i>						
Quarter 1	1,318	1,318	1,318	12,420,731	1.06	2,876,703.6
Quarter 2	1,343	1,343	1,343	12,553,682	1.07	2,886,542.8
Quarter 3	1,130	1,130	1,130	12,658,973	0.89	2,935,168.8
Quarter 4	1,134	1,134	1,134	13,370,215	0.85	2,958,253.4
<i>Male, 2013</i>						
Quarter 1	1,294	1,294	1,294	12,570,974	1.03	2,924,223.2
Quarter 2	1,474	1,474	1,474	12,593,595	1.17	2,959,604.2
Quarter 3	1,257	1,257	1,257	12,712,722	0.99	3,011,398.2
Quarter 4	1,258	1,258	1,258	12,604,976	1.00	3,010,097.4
<i>Male, 2014</i>						
Quarter 1	1,474	1,474	1,474	13,992,706	1.05	3,263,349.2
Quarter 2	1,743	1,743	1,743	14,002,632	1.24	3,289,145.3
Quarter 3	1,411	1,411	1,411	14,101,740	1.00	3,339,577.8
Quarter 4	1,312	1,312	1,312	14,048,900	0.93	3,341,715.9
<i>Male, 2015</i>						
Quarter 1	1,640	1,640	1,640	14,544,320	1.13	3,391,680.1
Quarter 2	1,789	1,789	1,789	14,681,347	1.22	3,452,445.7
Quarter 3	1,563	1,563	1,563	14,783,926	1.06	3,507,175.6
Quarter 4	1,598	1,598	1,598	14,779,813	1.08	3,520,592.6
<i>Male, 2016</i>						
Quarter 1	1,874	1,874	1,874	15,241,332	1.23	3,542,797.3
Quarter 2	1,821	1,821	1,821	15,422,661	1.18	3,561,831.3
Quarter 3	1,789	1,789	1,789	15,553,503	1.15	3,621,795.9
Quarter 4	1,706	1,706	1,706	17,023,882	1.00	3,649,743.3



**Table 3. Summary of Loop Diuretic Users in the Sentinel Distributed Database (SDD) between January 1, 2000 and March 31, 2021, Cross-Stratified by Year-Quarter and Sex**

	New Users	New Episodes	Adjusted Dispensings	Eligible Members <sup>1</sup>	New Users per 10,000 Eligible Members <sup>1</sup>	Eligible Member-Years <sup>1</sup>
<i>Male, 2017</i>						
Quarter 1	1,963	1,963	1,963	15,411,355	1.27	3,591,651.9
Quarter 2	2,100	2,100	2,100	15,434,884	1.36	3,631,990.8
Quarter 3	1,910	1,910	1,910	15,505,785	1.23	3,682,092.9
Quarter 4	1,895	1,895	1,895	15,568,670	1.22	3,705,676.1
<i>Male, 2018</i>						
Quarter 1	2,168	2,168	2,168	15,493,856	1.40	3,617,196.1
Quarter 2	2,352	2,352	2,352	15,476,769	1.52	3,640,818.1
Quarter 3	2,103	2,103	2,103	15,494,965	1.36	3,674,465.6
Quarter 4	2,195	2,195	2,195	15,440,247	1.42	3,678,566.7
<i>Male, 2019</i>						
Quarter 1	2,496	2,496	2,496	15,258,284	1.64	3,562,321.2
Quarter 2	2,614	2,614	2,614	15,266,143	1.71	3,587,380.7
Quarter 3	2,404	2,404	2,404	15,327,966	1.57	3,629,519.3
Quarter 4	2,371	2,371	2,371	15,233,647	1.56	3,634,411.4
<i>Male, 2020</i>						
Quarter 1	2,683	2,683	2,683	15,249,243	1.76	3,550,202.9
Quarter 2	2,425	2,425	2,425	15,372,724	1.58	3,581,448.1
Quarter 3	2,698	2,698	2,698	15,632,842	1.73	3,635,311.5
Quarter 4	2,677	2,677	2,677	16,810,220	1.59	3,646,272.9
<i>Male, 2021</i>						
Quarter 1	2,702	2,702	2,702	10,417,368	2.59	2,337,708.2
<i>Ethacrynic Acid</i>						
<i>Female, 2000</i>						
Quarter 1	0	0	0	0	NaN	0.0
Quarter 2	0	0	0	0	NaN	0.0
Quarter 3	0	0	0	0	NaN	0.0
Quarter 4	0	0	0	375,914	0.00	1,029.2
<i>Female, 2001</i>						
Quarter 1	*****	*****	*****	*****	0.08	93,395.0
Quarter 2	*****	*****	*****	*****	0.13	95,364.6
Quarter 3	*****	*****	*****	*****	0.07	97,721.0
Quarter 4	*****	*****	*****	*****	0.05	99,161.0
<i>Female, 2002</i>						
Quarter 1	0	0	0	393,879	0.00	93,001.6
Quarter 2	*****	*****	*****	*****	0.07	93,460.9
Quarter 3	0	0	0	394,697	0.00	94,843.2
Quarter 4	0	0	0	391,999	0.00	89,990.8

**Table 3. Summary of Loop Diuretic Users in the Sentinel Distributed Database (SDD) between January 1, 2000 and March 31, 2021, Cross-Stratified by Year-Quarter and Sex**

	New Users	New Episodes	Adjusted Dispensings	Eligible Members <sup>1</sup>	New Users per 10,000 Eligible Members <sup>1</sup>	Eligible Member-Years <sup>1</sup>
<i>Female, 2003</i>						
Quarter 1	0	0	0	358,978	0.00	84,262.3
Quarter 2	0	0	0	356,100	0.00	83,359.5
Quarter 3	*****	*****	*****	*****	0.06	84,057.6
Quarter 4	*****	*****	*****	*****	0.06	83,741.0
<i>Female, 2004</i>						
Quarter 1	0	0	0	353,787	0.00	82,663.4
Quarter 2	*****	*****	*****	*****	0.06	82,726.2
Quarter 3	*****	*****	*****	*****	0.03	83,355.6
Quarter 4	*****	*****	*****	*****	0.03	83,614.2
<i>Female, 2005</i>						
Quarter 1	*****	*****	*****	*****	0.06	81,546.4
Quarter 2	*****	*****	*****	*****	0.03	83,293.0
Quarter 3	*****	*****	*****	*****	0.03	80,069.9
Quarter 4	*****	*****	*****	*****	0.03	75,620.9
<i>Female, 2006</i>						
Quarter 1	*****	*****	*****	*****	0.04	56,876.6
Quarter 2	0	0	0	246,015	0.00	57,157.1
Quarter 3	0	0	0	244,773	0.00	57,720.3
Quarter 4	0	0	0	245,274	0.00	57,089.0
<i>Female, 2007</i>						
Quarter 1	*****	*****	*****	*****	0.01	753,516.8
Quarter 2	*****	*****	*****	*****	0.03	771,455.8
Quarter 3	*****	*****	*****	*****	0.02	782,113.6
Quarter 4	*****	*****	*****	*****	0.03	809,753.4
<i>Female, 2008</i>						
Quarter 1	*****	*****	*****	*****	0.04	982,086.2
Quarter 2	*****	*****	*****	*****	0.04	991,297.9
Quarter 3	*****	*****	*****	*****	0.03	1,003,629.7
Quarter 4	*****	*****	*****	*****	0.01	1,024,267.2
<i>Female, 2009</i>						
Quarter 1	*****	*****	*****	*****	0.04	2,147,943.4
Quarter 2	*****	*****	*****	*****	0.05	2,176,074.1
Quarter 3	*****	*****	*****	*****	0.04	2,207,031.0
Quarter 4	34	34	34	9,275,406	0.04	2,209,836.6
<i>Female, 2010</i>						
Quarter 1	*****	*****	*****	*****	0.03	2,095,571.0
Quarter 2	*****	*****	*****	*****	0.05	2,107,776.8
Quarter 3	*****	*****	*****	*****	0.04	2,115,821.3
Quarter 4	26	26	26	8,806,375	0.03	2,101,105.8

**Table 3. Summary of Loop Diuretic Users in the Sentinel Distributed Database (SDD) between January 1, 2000 and March 31, 2021, Cross-Stratified by Year-Quarter and Sex**

	New Users	New Episodes	Adjusted Dispensings	Eligible Members <sup>1</sup>	New Users per 10,000 Eligible Members <sup>1</sup>	Eligible Member-Years <sup>1</sup>
<i>Female, 2011</i>						
Quarter 1	132	132	132	14,533,536	0.09	3,379,140.0
Quarter 2	147	147	147	14,573,071	0.10	3,417,572.8
Quarter 3	111	111	111	14,664,250	0.08	3,459,743.6
Quarter 4	94	94	94	14,564,942	0.06	3,472,003.0
<i>Female, 2012</i>						
Quarter 1	128	128	128	14,721,286	0.09	3,414,750.9
Quarter 2	115	115	115	14,848,857	0.08	3,416,095.2
Quarter 3	126	126	126	14,954,331	0.08	3,464,323.9
Quarter 4	118	118	118	15,724,975	0.08	3,485,496.1
<i>Female, 2013</i>						
Quarter 1	141	141	141	14,843,051	0.09	3,447,779.4
Quarter 2	139	139	139	14,877,516	0.09	3,486,507.9
Quarter 3	138	138	138	14,997,180	0.09	3,540,285.4
Quarter 4	127	127	127	14,857,599	0.09	3,539,001.8
<i>Female, 2014</i>						
Quarter 1	134	134	134	16,303,903	0.08	3,798,456.4
Quarter 2	113	113	113	16,327,368	0.07	3,826,557.3
Quarter 3	120	120	120	16,440,206	0.07	3,881,881.6
Quarter 4	96	96	96	16,346,977	0.06	3,884,026.8
<i>Female, 2015</i>						
Quarter 1	94	94	94	16,948,660	0.06	3,948,643.4
Quarter 2	123	123	123	17,105,739	0.07	4,014,260.3
Quarter 3	84	84	84	17,211,160	0.05	4,069,878.6
Quarter 4	64	64	64	17,165,137	0.04	4,074,209.0
<i>Female, 2016</i>						
Quarter 1	83	83	83	17,626,345	0.05	4,093,117.7
Quarter 2	72	72	72	17,741,901	0.04	4,093,510.6
Quarter 3	79	79	79	17,830,852	0.04	4,143,304.3
Quarter 4	76	76	76	19,326,566	0.04	4,164,815.3
<i>Female, 2017</i>						
Quarter 1	65	65	65	17,590,285	0.04	4,083,377.9
Quarter 2	90	90	90	17,613,531	0.05	4,124,010.3
Quarter 3	62	62	62	17,684,268	0.04	4,175,082.1
Quarter 4	75	75	75	17,713,212	0.04	4,197,912.5
<i>Female, 2018</i>						
Quarter 1	96	96	96	17,646,923	0.05	4,102,092.0
Quarter 2	162	162	162	17,658,610	0.09	4,132,196.7
Quarter 3	86	86	86	17,682,059	0.05	4,167,872.8
Quarter 4	47	47	47	17,609,057	0.03	4,175,411.7

**Table 3. Summary of Loop Diuretic Users in the Sentinel Distributed Database (SDD) between January 1, 2000 and March 31, 2021, Cross-Stratified by Year-Quarter and Sex**

	New Users	New Episodes	Adjusted Dispensings	Eligible Members <sup>1</sup>	New Users per 10,000 Eligible Members <sup>1</sup>	Eligible Member-Years <sup>1</sup>
<i>Female, 2019</i>						
Quarter 1	60	60	60	17,402,063	0.03	4,045,654.1
Quarter 2	52	52	52	17,440,390	0.03	4,076,548.6
Quarter 3	*****	*****	*****	*****	0.03	4,124,896.3
Quarter 4	*****	*****	*****	*****	0.02	4,130,657.7
<i>Female, 2020</i>						
Quarter 1	50	50	50	17,172,428	0.03	3,986,627.6
Quarter 2	40	40	40	17,371,798	0.02	4,042,009.1
Quarter 3	*****	*****	*****	*****	0.02	4,116,987.4
Quarter 4	87	87	87	19,058,418	0.05	4,136,483.6
<i>Female, 2021</i>						
Quarter 1	53	53	53	12,714,319	0.04	2,849,933.3
<i>Male, 2000</i>						
Quarter 1	0	0	0	0	NaN	0.0
Quarter 2	0	0	0	0	NaN	0.0
Quarter 3	0	0	0	0	NaN	0.0
Quarter 4	0	0	0	226,478	0.00	620.1
<i>Male, 2001</i>						
Quarter 1	0	0	0	239,585	0.00	56,711.4
Quarter 2	0	0	0	243,446	0.00	58,371.2
Quarter 3	*****	*****	*****	*****	0.04	60,205.4
Quarter 4	0	0	0	252,602	0.00	61,202.0
<i>Male, 2002</i>						
Quarter 1	0	0	0	242,865	0.00	57,531.9
Quarter 2	0	0	0	248,386	0.00	57,936.1
Quarter 3	0	0	0	244,093	0.00	58,910.3
Quarter 4	0	0	0	241,636	0.00	54,458.6
<i>Male, 2003</i>						
Quarter 1	0	0	0	213,826	0.00	50,248.7
Quarter 2	0	0	0	210,598	0.00	49,470.7
Quarter 3	0	0	0	208,888	0.00	50,084.6
Quarter 4	0	0	0	206,626	0.00	49,715.2
<i>Male, 2004</i>						
Quarter 1	0	0	0	208,870	0.00	48,989.4
Quarter 2	0	0	0	209,403	0.00	48,878.0
Quarter 3	0	0	0	209,889	0.00	49,172.7
Quarter 4	*****	*****	*****	*****	0.05	49,091.5

**Table 3. Summary of Loop Diuretic Users in the Sentinel Distributed Database (SDD) between January 1, 2000 and March 31, 2021, Cross-Stratified by Year-Quarter and Sex**

	New Users	New Episodes	Adjusted Dispensings	Eligible Members <sup>1</sup>	New Users per 10,000 Eligible Members <sup>1</sup>	Eligible Member-Years <sup>1</sup>
<i>Male, 2005</i>						
Quarter 1	*****	*****	*****	*****	0.05	47,826.8
Quarter 2	0	0	0	206,962	0.00	48,811.8
Quarter 3	0	0	0	212,204	0.00	45,567.3
Quarter 4	0	0	0	174,651	0.00	40,957.6
<i>Male, 2006</i>						
Quarter 1	*****	*****	*****	*****	0.16	28,601.1
Quarter 2	0	0	0	124,353	0.00	28,804.2
Quarter 3	0	0	0	122,844	0.00	29,118.9
Quarter 4	0	0	0	123,177	0.00	28,680.2
<i>Male, 2007</i>						
Quarter 1	*****	*****	*****	*****	0.02	707,222.1
Quarter 2	*****	*****	*****	*****	0.01	724,310.6
Quarter 3	0	0	0	3,109,833	0.00	736,351.7
Quarter 4	*****	*****	*****	*****	0.02	765,582.1
<i>Male, 2008</i>						
Quarter 1	*****	*****	*****	*****	0.01	919,316.6
Quarter 2	*****	*****	*****	*****	0.01	927,883.0
Quarter 3	*****	*****	*****	*****	0.02	940,246.2
Quarter 4	*****	*****	*****	*****	0.01	959,183.1
<i>Male, 2009</i>						
Quarter 1	*****	*****	*****	*****	0.01	2,051,258.4
Quarter 2	*****	*****	*****	*****	0.01	2,074,530.9
Quarter 3	*****	*****	*****	*****	0.01	2,106,830.2
Quarter 4	12	12	12	8,828,297	0.01	2,108,026.6
<i>Male, 2010</i>						
Quarter 1	*****	*****	*****	*****	0.01	2,003,034.8
Quarter 2	*****	*****	*****	*****	0.01	2,013,413.3
Quarter 3	*****	*****	*****	*****	0.01	2,020,588.9
Quarter 4	12	12	12	8,398,337	0.01	2,009,378.8
<i>Male, 2011</i>						
Quarter 1	38	38	38	12,160,771	0.03	2,828,159.4
Quarter 2	36	36	36	12,198,413	0.03	2,866,564.0
Quarter 3	19	19	19	12,293,426	0.02	2,908,628.1
Quarter 4	21	21	21	12,247,980	0.02	2,925,523.1
<i>Male, 2012</i>						
Quarter 1	38	38	38	12,421,563	0.03	2,876,876.5
Quarter 2	31	31	31	12,554,764	0.02	2,886,755.0
Quarter 3	31	31	31	12,660,281	0.02	2,935,434.7
Quarter 4	25	25	25	13,371,699	0.02	2,958,570.9

**Table 3. Summary of Loop Diuretic Users in the Sentinel Distributed Database (SDD) between January 1, 2000 and March 31, 2021, Cross-Stratified by Year-Quarter and Sex**

	New Users	New Episodes	Adjusted Dispensings	Eligible Members <sup>1</sup>	New Users per 10,000 Eligible Members <sup>1</sup>	Eligible Member-Years <sup>1</sup>
<i>Male, 2013</i>						
Quarter 1	37	37	37	12,572,657	0.03	2,924,573.0
Quarter 2	28	28	28	12,595,593	0.02	2,960,013.9
Quarter 3	32	32	32	12,714,965	0.03	3,011,883.0
Quarter 4	34	34	34	12,607,481	0.03	3,010,638.4
<i>Male, 2014</i>						
Quarter 1	26	26	26	13,995,241	0.02	3,263,890.7
Quarter 2	27	27	27	14,005,359	0.02	3,289,728.5
Quarter 3	17	17	17	14,104,721	0.01	3,340,226.3
Quarter 4	22	22	22	14,052,126	0.02	3,342,423.1
<i>Male, 2015</i>						
Quarter 1	28	28	28	14,547,762	0.02	3,392,412.5
Quarter 2	24	24	24	14,685,091	0.02	3,453,247.2
Quarter 3	21	21	21	14,787,978	0.01	3,508,058.5
Quarter 4	22	22	22	14,784,041	0.01	3,521,532.8
<i>Male, 2016</i>						
Quarter 1	23	23	23	15,245,680	0.02	3,543,755.1
Quarter 2	16	16	16	15,427,245	0.01	3,562,824.2
Quarter 3	21	21	21	15,558,364	0.01	3,622,864.1
Quarter 4	22	22	22	17,029,036	0.01	3,650,881.6
<i>Male, 2017</i>						
Quarter 1	15	15	15	15,416,522	0.01	3,592,773.8
Quarter 2	14	14	14	15,440,267	0.01	3,633,157.4
Quarter 3	16	16	16	15,511,410	0.01	3,683,328.6
Quarter 4	15	15	15	15,574,505	0.01	3,706,975.6
<i>Male, 2018</i>						
Quarter 1	36	36	36	15,499,830	0.02	3,618,495.6
Quarter 2	71	71	71	15,483,108	0.05	3,642,189.6
Quarter 3	21	21	21	15,501,584	0.01	3,675,924.5
Quarter 4	11	11	11	15,447,080	0.01	3,680,090.7
<i>Male, 2019</i>						
Quarter 1	13	13	13	15,265,124	0.01	3,563,800.8
Quarter 2	15	15	15	15,273,176	0.01	3,588,913.3
Quarter 3	*****	*****	*****	*****	0.01	3,631,108.6
Quarter 4	*****	*****	*****	*****	0.01	3,636,050.2
<i>Male, 2020</i>						
Quarter 1	13	13	13	15,256,649	0.01	3,551,813.7
Quarter 2	14	14	14	15,380,487	0.01	3,583,155.3
Quarter 3	*****	*****	*****	*****	0.00	3,637,138.8
Quarter 4	18	18	18	16,818,915	0.01	3,648,192.7

**Table 3. Summary of Loop Diuretic Users in the Sentinel Distributed Database (SDD) between January 1, 2000 and March 31, 2021, Cross-Stratified by Year-Quarter and Sex**

	New Users	New Episodes	Adjusted Dispensings	Eligible Members <sup>1</sup>	New Users per 10,000 Eligible Members <sup>1</sup>	Eligible Member-Years <sup>1</sup>
<i>Male, 2021</i>						
Quarter 1	16	16	16	10,425,279	0.02	2,339,371.4
<b>Pediatric Cohort</b>						
<i>First Bumetanide Use</i>						
<i>Female, 2000</i>						
Quarter 1	*****	*****	*****	*****	0.08	56,219.1
Quarter 2	0	0	0	236,473	0.00	56,267.1
Quarter 3	0	0	0	241,411	0.00	57,972.9
Quarter 4	*****	*****	*****	*****	0.04	59,255.6
<i>Female, 2001</i>						
Quarter 1	0	0	0	249,095	0.00	58,740.0
Quarter 2	*****	*****	*****	*****	0.04	60,438.2
Quarter 3	*****	*****	*****	*****	0.04	62,752.9
Quarter 4	0	0	0	263,953	0.00	63,578.9
<i>Female, 2002</i>						
Quarter 1	0	0	0	252,273	0.00	59,461.5
Quarter 2	*****	*****	*****	*****	0.12	59,881.5
Quarter 3	0	0	0	250,887	0.00	60,289.9
Quarter 4	*****	*****	*****	*****	0.08	58,544.8
<i>Female, 2003</i>						
Quarter 1	0	0	0	240,433	0.00	56,127.1
Quarter 2	0	0	0	238,826	0.00	56,236.7
Quarter 3	0	0	0	242,759	0.00	57,334.4
Quarter 4	*****	*****	*****	*****	0.08	57,805.9
<i>Female, 2004</i>						
Quarter 1	*****	*****	*****	*****	0.04	57,313.0
Quarter 2	*****	*****	*****	*****	0.04	57,497.8
Quarter 3	0	0	0	246,699	0.00	58,197.9
Quarter 4	*****	*****	*****	*****	0.08	58,527.3
<i>Female, 2005</i>						
Quarter 1	0	0	0	242,902	0.00	56,675.5
Quarter 2	0	0	0	244,373	0.00	57,965.2
Quarter 3	0	0	0	249,534	0.00	60,182.1
Quarter 4	*****	*****	*****	*****	0.12	62,165.2
<i>Female, 2006</i>						
Quarter 1	*****	*****	*****	*****	0.01	342,329.9
Quarter 2	*****	*****	*****	*****	0.01	347,226.8
Quarter 3	*****	*****	*****	*****	0.02	352,178.7
Quarter 4	*****	*****	*****	*****	0.01	364,204.1

**Table 3. Summary of Loop Diuretic Users in the Sentinel Distributed Database (SDD) between January 1, 2000 and March 31, 2021, Cross-Stratified by Year-Quarter and Sex**

	New Users	New Episodes	Adjusted Dispensings	Eligible Members <sup>1</sup>	New Users per 10,000 Eligible Members <sup>1</sup>	Eligible Member-Years <sup>1</sup>
<i>Female, 2007</i>						
Quarter 1	*****	*****	*****	*****	0.01	399,521.0
Quarter 2	*****	*****	*****	*****	0.01	404,985.6
Quarter 3	*****	*****	*****	*****	0.01	409,154.0
Quarter 4	*****	*****	*****	*****	0.01	410,642.5
<i>Female, 2008</i>						
Quarter 1	*****	*****	*****	*****	0.02	962,579.4
Quarter 2	*****	*****	*****	*****	0.01	960,595.2
Quarter 3	*****	*****	*****	*****	0.00	970,715.9
Quarter 4	*****	*****	*****	*****	0.02	968,488.4
<i>Female, 2009</i>						
Quarter 1	*****	*****	*****	*****	0.01	940,171.9
Quarter 2	*****	*****	*****	*****	0.01	937,590.2
Quarter 3	*****	*****	*****	*****	0.01	935,476.9
Quarter 4	*****	*****	*****	*****	0.01	928,642.7
<i>Female, 2010</i>						
Quarter 1	*****	*****	*****	*****	0.01	869,534.4
Quarter 2	*****	*****	*****	*****	0.02	870,477.2
Quarter 3	*****	*****	*****	*****	0.02	876,179.8
Quarter 4	*****	*****	*****	*****	0.02	870,436.7
<i>Female, 2011</i>						
Quarter 1	*****	*****	*****	*****	0.01	815,998.3
Quarter 2	*****	*****	*****	*****	0.02	821,389.6
Quarter 3	*****	*****	*****	*****	0.02	828,057.2
Quarter 4	*****	*****	*****	*****	0.01	827,132.9
<i>Female, 2012</i>						
Quarter 1	*****	*****	*****	*****	0.00	781,888.7
Quarter 2	*****	*****	*****	*****	0.01	776,180.2
Quarter 3	0	0	0	3,310,147	0.00	782,254.7
Quarter 4	*****	*****	*****	*****	0.01	780,912.0
<i>Female, 2013</i>						
Quarter 1	*****	*****	*****	*****	0.02	868,630.2
Quarter 2	*****	*****	*****	*****	0.01	870,895.1
Quarter 3	*****	*****	*****	*****	0.01	881,760.8
Quarter 4	*****	*****	*****	*****	0.00	879,640.4
<i>Female, 2014</i>						
Quarter 1	*****	*****	*****	*****	0.01	885,183.3
Quarter 2	*****	*****	*****	*****	0.01	892,234.3
Quarter 3	*****	*****	*****	*****	0.01	896,600.0
Quarter 4	0	0	0	3,736,277	0.00	892,402.3



**Table 3. Summary of Loop Diuretic Users in the Sentinel Distributed Database (SDD) between January 1, 2000 and March 31, 2021, Cross-Stratified by Year-Quarter and Sex**

	New Users	New Episodes	Adjusted Dispensings	Eligible Members <sup>1</sup>	New Users per 10,000 Eligible Members <sup>1</sup>	Eligible Member-Years <sup>1</sup>
<i>Female, 2015</i>						
Quarter 1	*****	*****	*****	*****	0.00	884,032.8
Quarter 2	*****	*****	*****	*****	0.02	890,897.1
Quarter 3	*****	*****	*****	*****	0.01	897,768.8
Quarter 4	*****	*****	*****	*****	0.01	901,122.8
<i>Female, 2016</i>						
Quarter 1	*****	*****	*****	*****	0.00	919,775.0
Quarter 2	*****	*****	*****	*****	0.01	919,008.8
Quarter 3	*****	*****	*****	*****	0.02	930,038.7
Quarter 4	*****	*****	*****	*****	0.00	932,305.7
<i>Female, 2017</i>						
Quarter 1	*****	*****	*****	*****	0.01	909,986.4
Quarter 2	*****	*****	*****	*****	0.00	913,399.7
Quarter 3	*****	*****	*****	*****	0.01	916,548.4
Quarter 4	*****	*****	*****	*****	0.02	910,239.8
<i>Female, 2018</i>						
Quarter 1	*****	*****	*****	*****	0.01	877,635.2
Quarter 2	*****	*****	*****	*****	0.01	879,951.1
Quarter 3	*****	*****	*****	*****	0.02	884,674.7
Quarter 4	*****	*****	*****	*****	0.02	884,195.5
<i>Female, 2019</i>						
Quarter 1	*****	*****	*****	*****	0.01	848,080.1
Quarter 2	*****	*****	*****	*****	0.01	853,011.6
Quarter 3	*****	*****	*****	*****	0.01	857,241.9
Quarter 4	*****	*****	*****	*****	0.01	852,606.4
<i>Female, 2020</i>						
Quarter 1	*****	*****	*****	*****	0.02	761,181.3
Quarter 2	*****	*****	*****	*****	0.02	752,312.2
Quarter 3	*****	*****	*****	*****	0.02	749,268.2
Quarter 4	*****	*****	*****	*****	0.00	739,177.8
<i>Female, 2021</i>						
Quarter 1	*****	*****	*****	*****	0.01	318,403.9
<i>Male, 2000</i>						
Quarter 1	*****	*****	*****	*****	0.08	58,192.0
Quarter 2	*****	*****	*****	*****	0.04	58,230.4
Quarter 3	*****	*****	*****	*****	0.04	59,954.7
Quarter 4	0	0	0	252,650	0.00	61,292.3

**Table 3. Summary of Loop Diuretic Users in the Sentinel Distributed Database (SDD) between January 1, 2000 and March 31, 2021, Cross-Stratified by Year-Quarter and Sex**

	New Users	New Episodes	Adjusted Dispensings	Eligible Members <sup>1</sup>	New Users per 10,000 Eligible Members <sup>1</sup>	Eligible Member-Years <sup>1</sup>
<i>Male, 2001</i>						
Quarter 1	*****	*****	*****	*****	0.04	60,787.9
Quarter 2	0	0	0	262,507	0.00	62,540.2
Quarter 3	*****	*****	*****	*****	0.04	65,065.9
Quarter 4	*****	*****	*****	*****	0.04	66,026.4
<i>Male, 2002</i>						
Quarter 1	*****	*****	*****	*****	0.04	61,740.1
Quarter 2	0	0	0	265,243	0.00	62,217.1
Quarter 3	0	0	0	260,065	0.00	62,684.4
Quarter 4	*****	*****	*****	*****	0.04	60,962.3
<i>Male, 2003</i>						
Quarter 1	0	0	0	249,143	0.00	58,403.9
Quarter 2	0	0	0	247,328	0.00	58,474.1
Quarter 3	*****	*****	*****	*****	0.04	59,586.3
Quarter 4	*****	*****	*****	*****	0.04	60,052.3
<i>Male, 2004</i>						
Quarter 1	*****	*****	*****	*****	0.08	59,558.3
Quarter 2	*****	*****	*****	*****	0.04	59,713.1
Quarter 3	*****	*****	*****	*****	0.04	60,536.3
Quarter 4	*****	*****	*****	*****	0.08	60,877.8
<i>Male, 2005</i>						
Quarter 1	*****	*****	*****	*****	0.04	59,014.0
Quarter 2	*****	*****	*****	*****	0.04	60,319.4
Quarter 3	0	0	0	258,619	0.00	62,649.5
Quarter 4	0	0	0	268,776	0.00	64,703.3
<i>Male, 2006</i>						
Quarter 1	*****	*****	*****	*****	0.01	358,245.3
Quarter 2	*****	*****	*****	*****	0.01	363,204.4
Quarter 3	*****	*****	*****	*****	0.01	368,417.3
Quarter 4	*****	*****	*****	*****	0.01	380,938.7
<i>Male, 2007</i>						
Quarter 1	*****	*****	*****	*****	0.01	417,822.4
Quarter 2	*****	*****	*****	*****	0.02	423,639.3
Quarter 3	*****	*****	*****	*****	0.01	428,019.5
Quarter 4	0	0	0	1,805,987	0.00	429,397.0
<i>Male, 2008</i>						
Quarter 1	*****	*****	*****	*****	0.01	1,005,698.7
Quarter 2	*****	*****	*****	*****	0.00	1,003,989.1
Quarter 3	*****	*****	*****	*****	0.01	1,014,907.7
Quarter 4	*****	*****	*****	*****	0.01	1,012,326.8

**Table 3. Summary of Loop Diuretic Users in the Sentinel Distributed Database (SDD) between January 1, 2000 and March 31, 2021, Cross-Stratified by Year-Quarter and Sex**

	New Users	New Episodes	Adjusted Dispensings	Eligible Members <sup>1</sup>	New Users per 10,000 Eligible Members <sup>1</sup>	Eligible Member-Years <sup>1</sup>
<i>Male, 2009</i>						
Quarter 1	0	0	0	4,238,705	0.00	982,029.7
Quarter 2	*****	*****	*****	*****	0.01	979,488.5
Quarter 3	*****	*****	*****	*****	0.00	977,019.6
Quarter 4	*****	*****	*****	*****	0.01	969,504.7
<i>Male, 2010</i>						
Quarter 1	*****	*****	*****	*****	0.01	907,525.1
Quarter 2	*****	*****	*****	*****	0.01	908,672.6
Quarter 3	*****	*****	*****	*****	0.01	914,830.1
Quarter 4	*****	*****	*****	*****	0.01	908,829.5
<i>Male, 2011</i>						
Quarter 1	*****	*****	*****	*****	0.00	851,932.7
Quarter 2	0	0	0	3,647,677	0.00	857,971.9
Quarter 3	*****	*****	*****	*****	0.00	863,901.3
Quarter 4	*****	*****	*****	*****	0.01	862,528.1
<i>Male, 2012</i>						
Quarter 1	*****	*****	*****	*****	0.02	815,449.4
Quarter 2	*****	*****	*****	*****	0.01	810,015.5
Quarter 3	*****	*****	*****	*****	0.00	816,685.9
Quarter 4	*****	*****	*****	*****	0.01	814,998.9
<i>Male, 2013</i>						
Quarter 1	*****	*****	*****	*****	0.02	906,976.3
Quarter 2	*****	*****	*****	*****	0.01	909,627.3
Quarter 3	*****	*****	*****	*****	0.00	920,670.7
Quarter 4	*****	*****	*****	*****	0.01	918,716.9
<i>Male, 2014</i>						
Quarter 1	*****	*****	*****	*****	0.01	922,598.9
Quarter 2	*****	*****	*****	*****	0.01	930,415.9
Quarter 3	*****	*****	*****	*****	0.01	934,923.9
Quarter 4	*****	*****	*****	*****	0.01	930,076.8
<i>Male, 2015</i>						
Quarter 1	*****	*****	*****	*****	0.02	922,596.6
Quarter 2	*****	*****	*****	*****	0.02	929,735.2
Quarter 3	*****	*****	*****	*****	0.01	936,894.9
Quarter 4	*****	*****	*****	*****	0.01	940,188.1
<i>Male, 2016</i>						
Quarter 1	*****	*****	*****	*****	0.01	959,577.4
Quarter 2	*****	*****	*****	*****	0.01	958,937.4
Quarter 3	*****	*****	*****	*****	0.01	971,000.1
Quarter 4	*****	*****	*****	*****	0.01	973,192.3

**Table 3. Summary of Loop Diuretic Users in the Sentinel Distributed Database (SDD) between January 1, 2000 and March 31, 2021, Cross-Stratified by Year-Quarter and Sex**

	New Users	New Episodes	Adjusted Dispensings	Eligible Members <sup>1</sup>	New Users per 10,000 Eligible Members <sup>1</sup>	Eligible Member-Years <sup>1</sup>
<i>Male, 2017</i>						
Quarter 1	*****	*****	*****	*****	0.02	949,220.3
Quarter 2	*****	*****	*****	*****	0.02	953,035.9
Quarter 3	*****	*****	*****	*****	0.02	956,246.7
Quarter 4	*****	*****	*****	*****	0.02	949,404.1
<i>Male, 2018</i>						
Quarter 1	*****	*****	*****	*****	0.02	914,564.7
Quarter 2	*****	*****	*****	*****	0.01	916,981.6
Quarter 3	*****	*****	*****	*****	0.02	921,540.7
Quarter 4	*****	*****	*****	*****	0.03	921,000.8
<i>Male, 2019</i>						
Quarter 1	*****	*****	*****	*****	0.01	883,092.3
Quarter 2	*****	*****	*****	*****	0.02	888,322.5
Quarter 3	*****	*****	*****	*****	0.03	893,064.6
Quarter 4	*****	*****	*****	*****	0.03	888,628.3
<i>Male, 2020</i>						
Quarter 1	*****	*****	*****	*****	0.04	794,312.4
Quarter 2	*****	*****	*****	*****	0.02	784,867.8
Quarter 3	*****	*****	*****	*****	0.02	781,710.3
Quarter 4	*****	*****	*****	*****	0.02	771,381.0
<i>Male, 2021</i>						
Quarter 1	*****	*****	*****	*****	0.03	332,627.8
<b>First Bumetanide Use with 365 Days of Enrollment</b>						
<i>Female, 2000</i>						
Quarter 1	0	0	0	0	NaN	0.0
Quarter 2	0	0	0	0	NaN	0.0
Quarter 3	0	0	0	0	NaN	0.0
Quarter 4	0	0	0	205,327	0.00	562.2
<i>Female, 2001</i>						
Quarter 1	0	0	0	214,419	0.00	50,906.5
Quarter 2	*****	*****	*****	*****	0.05	52,319.7
Quarter 3	*****	*****	*****	*****	0.04	53,956.4
Quarter 4	0	0	0	226,325	0.00	54,840.6
<i>Female, 2002</i>						
Quarter 1	0	0	0	215,538	0.00	51,195.4
Quarter 2	*****	*****	*****	*****	0.14	51,277.3
Quarter 3	0	0	0	212,729	0.00	51,506.0
Quarter 4	*****	*****	*****	*****	0.09	49,724.2

**Table 3. Summary of Loop Diuretic Users in the Sentinel Distributed Database (SDD) between January 1, 2000 and March 31, 2021, Cross-Stratified by Year-Quarter and Sex**

	New Users	New Episodes	Adjusted Dispensings	Eligible Members <sup>1</sup>	New Users per 10,000 Eligible Members <sup>1</sup>	Eligible Member-Years <sup>1</sup>
<i>Female, 2003</i>						
Quarter 1	0	0	0	199,852	0.00	47,177.6
Quarter 2	0	0	0	198,489	0.00	47,145.1
Quarter 3	0	0	0	199,147	0.00	47,710.8
Quarter 4	*****	*****	*****	*****	0.10	47,610.5
<i>Female, 2004</i>						
Quarter 1	*****	*****	*****	*****	0.05	46,973.3
Quarter 2	*****	*****	*****	*****	0.05	47,198.4
Quarter 3	0	0	0	202,021	0.00	47,768.7
Quarter 4	*****	*****	*****	*****	0.10	48,046.2
<i>Female, 2005</i>						
Quarter 1	0	0	0	199,425	0.00	46,749.9
Quarter 2	0	0	0	201,353	0.00	47,949.1
Quarter 3	0	0	0	207,634	0.00	50,111.2
Quarter 4	*****	*****	*****	*****	0.14	52,170.0
<i>Female, 2006</i>						
Quarter 1	0	0	0	215,167	0.00	50,669.3
Quarter 2	0	0	0	218,263	0.00	51,754.0
Quarter 3	*****	*****	*****	*****	0.14	52,755.8
Quarter 4	*****	*****	*****	*****	0.04	53,056.6
<i>Female, 2007</i>						
Quarter 1	*****	*****	*****	*****	0.02	261,702.9
Quarter 2	*****	*****	*****	*****	0.02	265,506.0
Quarter 3	0	0	0	1,120,462	0.00	267,713.4
Quarter 4	*****	*****	*****	*****	0.01	275,708.0
<i>Female, 2008</i>						
Quarter 1	*****	*****	*****	*****	0.02	302,870.7
Quarter 2	*****	*****	*****	*****	0.02	303,994.3
Quarter 3	*****	*****	*****	*****	0.01	307,848.8
Quarter 4	0	0	0	3,093,668	0.00	313,623.6
<i>Female, 2009</i>						
Quarter 1	*****	*****	*****	*****	0.02	672,826.1
Quarter 2	*****	*****	*****	*****	0.01	678,268.6
Quarter 3	*****	*****	*****	*****	0.01	685,611.8
Quarter 4	*****	*****	*****	*****	0.01	686,135.4
<i>Female, 2010</i>						
Quarter 1	*****	*****	*****	*****	0.01	652,645.1
Quarter 2	*****	*****	*****	*****	0.02	654,767.8
Quarter 3	*****	*****	*****	*****	0.01	655,272.2
Quarter 4	*****	*****	*****	*****	0.02	649,732.8

**Table 3. Summary of Loop Diuretic Users in the Sentinel Distributed Database (SDD) between January 1, 2000 and March 31, 2021, Cross-Stratified by Year-Quarter and Sex**

	New Users	New Episodes	Adjusted Dispensings	Eligible Members <sup>1</sup>	New Users per 10,000 Eligible Members <sup>1</sup>	Eligible Member-Years <sup>1</sup>
<i>Female, 2011</i>						
Quarter 1	*****	*****	*****	*****	0.02	614,300.8
Quarter 2	*****	*****	*****	*****	0.00	618,293.0
Quarter 3	*****	*****	*****	*****	0.02	622,942.3
Quarter 4	*****	*****	*****	*****	0.01	621,366.7
<i>Female, 2012</i>						
Quarter 1	*****	*****	*****	*****	0.01	585,482.1
Quarter 2	*****	*****	*****	*****	0.01	583,456.5
Quarter 3	0	0	0	2,507,362	0.00	588,431.7
Quarter 4	*****	*****	*****	*****	0.01	587,088.7
<i>Female, 2013</i>						
Quarter 1	*****	*****	*****	*****	0.01	566,582.5
Quarter 2	*****	*****	*****	*****	0.01	569,707.4
Quarter 3	*****	*****	*****	*****	0.01	574,461.1
Quarter 4	*****	*****	*****	*****	0.00	571,742.4
<i>Female, 2014</i>						
Quarter 1	*****	*****	*****	*****	0.02	624,830.2
Quarter 2	*****	*****	*****	*****	0.00	627,195.6
Quarter 3	*****	*****	*****	*****	0.00	636,193.6
Quarter 4	0	0	0	2,636,330	0.00	633,352.5
<i>Female, 2015</i>						
Quarter 1	*****	*****	*****	*****	0.00	645,554.2
Quarter 2	*****	*****	*****	*****	0.01	655,078.2
Quarter 3	*****	*****	*****	*****	0.01	662,424.5
Quarter 4	*****	*****	*****	*****	0.00	663,189.9
<i>Female, 2016</i>						
Quarter 1	*****	*****	*****	*****	0.00	661,523.2
Quarter 2	*****	*****	*****	*****	0.01	660,982.6
Quarter 3	*****	*****	*****	*****	0.02	668,572.8
Quarter 4	0	0	0	3,161,482	0.00	672,631.5
<i>Female, 2017</i>						
Quarter 1	*****	*****	*****	*****	0.01	660,076.1
Quarter 2	*****	*****	*****	*****	0.00	664,569.6
Quarter 3	*****	*****	*****	*****	0.01	670,074.3
Quarter 4	*****	*****	*****	*****	0.01	672,812.1
<i>Female, 2018</i>						
Quarter 1	*****	*****	*****	*****	0.00	653,433.7
Quarter 2	*****	*****	*****	*****	0.01	654,508.0
Quarter 3	*****	*****	*****	*****	0.01	654,843.0
Quarter 4	*****	*****	*****	*****	0.02	654,246.4

**Table 3. Summary of Loop Diuretic Users in the Sentinel Distributed Database (SDD) between January 1, 2000 and March 31, 2021, Cross-Stratified by Year-Quarter and Sex**

	New Users	New Episodes	Adjusted Dispensings	Eligible Members <sup>1</sup>	New Users per 10,000 Eligible Members <sup>1</sup>	Eligible Member-Years <sup>1</sup>
<i>Female, 2019</i>						
Quarter 1	*****	*****	*****	*****	0.01	632,315.9
Quarter 2	*****	*****	*****	*****	0.01	638,722.1
Quarter 3	*****	*****	*****	*****	0.00	645,701.6
Quarter 4	*****	*****	*****	*****	0.01	645,391.4
<i>Female, 2020</i>						
Quarter 1	*****	*****	*****	*****	0.02	558,290.3
Quarter 2	*****	*****	*****	*****	0.02	556,411.9
Quarter 3	*****	*****	*****	*****	0.02	560,659.3
Quarter 4	*****	*****	*****	*****	0.00	558,779.6
<i>Female, 2021</i>						
Quarter 1	*****	*****	*****	*****	0.02	263,686.6
<i>Male, 2000</i>						
Quarter 1	0	0	0	0	NaN	0.0
Quarter 2	0	0	0	0	NaN	0.0
Quarter 3	0	0	0	0	NaN	0.0
Quarter 4	0	0	0	214,854	0.00	588.2
<i>Male, 2001</i>						
Quarter 1	*****	*****	*****	*****	0.04	53,249.9
Quarter 2	0	0	0	227,166	0.00	54,729.5
Quarter 3	*****	*****	*****	*****	0.04	56,488.1
Quarter 4	*****	*****	*****	*****	0.04	57,437.6
<i>Male, 2002</i>						
Quarter 1	*****	*****	*****	*****	0.04	53,601.0
Quarter 2	0	0	0	228,403	0.00	53,728.0
Quarter 3	0	0	0	223,057	0.00	54,027.6
Quarter 4	*****	*****	*****	*****	0.04	52,228.1
<i>Male, 2003</i>						
Quarter 1	0	0	0	209,774	0.00	49,597.0
Quarter 2	0	0	0	208,482	0.00	49,593.3
Quarter 3	*****	*****	*****	*****	0.05	50,152.1
Quarter 4	*****	*****	*****	*****	0.05	50,048.6
<i>Male, 2004</i>						
Quarter 1	*****	*****	*****	*****	0.10	49,373.1
Quarter 2	*****	*****	*****	*****	0.05	49,564.9
Quarter 3	0	0	0	212,043	0.00	50,219.5
Quarter 4	*****	*****	*****	*****	0.05	50,527.9

**Table 3. Summary of Loop Diuretic Users in the Sentinel Distributed Database (SDD) between January 1, 2000 and March 31, 2021, Cross-Stratified by Year-Quarter and Sex**

	New Users	New Episodes	Adjusted Dispensings	Eligible Members <sup>1</sup>	New Users per 10,000 Eligible Members <sup>1</sup>	Eligible Member-Years <sup>1</sup>
<i>Male, 2005</i>						
Quarter 1	*****	*****	*****	*****	0.10	49,224.6
Quarter 2	*****	*****	*****	*****	0.05	50,482.2
Quarter 3	0	0	0	218,129	0.00	52,749.5
Quarter 4	0	0	0	228,474	0.00	54,893.2
<i>Male, 2006</i>						
Quarter 1	*****	*****	*****	*****	0.04	53,247.1
Quarter 2	*****	*****	*****	*****	0.04	54,238.2
Quarter 3	*****	*****	*****	*****	0.04	55,242.7
Quarter 4	0	0	0	233,105	0.00	55,506.1
<i>Male, 2007</i>						
Quarter 1	*****	*****	*****	*****	0.04	274,342.9
Quarter 2	*****	*****	*****	*****	0.03	278,331.9
Quarter 3	*****	*****	*****	*****	0.02	280,803.3
Quarter 4	0	0	0	1,204,376	0.00	289,273.5
<i>Male, 2008</i>						
Quarter 1	*****	*****	*****	*****	0.01	317,571.8
Quarter 2	0	0	0	1,375,494	0.00	318,685.6
Quarter 3	0	0	0	1,373,852	0.00	322,594.6
Quarter 4	*****	*****	*****	*****	0.01	328,487.1
<i>Male, 2009</i>						
Quarter 1	*****	*****	*****	*****	0.01	704,656.2
Quarter 2	*****	*****	*****	*****	0.02	710,359.1
Quarter 3	*****	*****	*****	*****	0.00	718,148.3
Quarter 4	*****	*****	*****	*****	0.01	718,546.1
<i>Male, 2010</i>						
Quarter 1	*****	*****	*****	*****	0.01	682,815.0
Quarter 2	*****	*****	*****	*****	0.01	684,835.4
Quarter 3	*****	*****	*****	*****	0.00	685,327.0
Quarter 4	*****	*****	*****	*****	0.01	679,680.4
<i>Male, 2011</i>						
Quarter 1	*****	*****	*****	*****	0.00	642,052.0
Quarter 2	0	0	0	2,726,844	0.00	646,335.2
Quarter 3	*****	*****	*****	*****	0.00	651,054.9
Quarter 4	*****	*****	*****	*****	0.01	649,148.7
<i>Male, 2012</i>						
Quarter 1	*****	*****	*****	*****	0.02	611,169.5
Quarter 2	*****	*****	*****	*****	0.01	608,999.2
Quarter 3	0	0	0	2,616,349	0.00	614,174.5
Quarter 4	*****	*****	*****	*****	0.01	612,932.5



**Table 3. Summary of Loop Diuretic Users in the Sentinel Distributed Database (SDD) between January 1, 2000 and March 31, 2021, Cross-Stratified by Year-Quarter and Sex**

	New Users	New Episodes	Adjusted Dispensings	Eligible Members <sup>1</sup>	New Users per 10,000 Eligible Members <sup>1</sup>	Eligible Member-Years <sup>1</sup>
<i>Male, 2013</i>						
Quarter 1	*****	*****	*****	*****	0.03	591,904.7
Quarter 2	*****	*****	*****	*****	0.01	595,270.1
Quarter 3	*****	*****	*****	*****	0.01	600,125.8
Quarter 4	*****	*****	*****	*****	0.01	597,551.8
<i>Male, 2014</i>						
Quarter 1	*****	*****	*****	*****	0.01	653,124.5
Quarter 2	*****	*****	*****	*****	0.01	655,621.5
Quarter 3	*****	*****	*****	*****	0.01	665,193.5
Quarter 4	*****	*****	*****	*****	0.01	662,415.6
<i>Male, 2015</i>						
Quarter 1	*****	*****	*****	*****	0.02	674,143.4
Quarter 2	*****	*****	*****	*****	0.01	684,027.1
Quarter 3	*****	*****	*****	*****	0.01	691,526.6
Quarter 4	*****	*****	*****	*****	0.01	691,874.1
<i>Male, 2016</i>						
Quarter 1	*****	*****	*****	*****	0.01	690,435.5
Quarter 2	*****	*****	*****	*****	0.01	690,200.4
Quarter 3	*****	*****	*****	*****	0.01	698,481.0
Quarter 4	*****	*****	*****	*****	0.01	702,665.5
<i>Male, 2017</i>						
Quarter 1	*****	*****	*****	*****	0.03	689,237.4
Quarter 2	*****	*****	*****	*****	0.03	694,189.0
Quarter 3	*****	*****	*****	*****	0.02	700,169.5
Quarter 4	*****	*****	*****	*****	0.02	702,815.0
<i>Male, 2018</i>						
Quarter 1	*****	*****	*****	*****	0.02	681,949.0
Quarter 2	*****	*****	*****	*****	0.01	682,886.7
Quarter 3	*****	*****	*****	*****	0.01	683,286.6
Quarter 4	*****	*****	*****	*****	0.03	682,832.1
<i>Male, 2019</i>						
Quarter 1	*****	*****	*****	*****	0.01	659,311.3
Quarter 2	*****	*****	*****	*****	0.01	666,060.9
Quarter 3	*****	*****	*****	*****	0.02	673,325.3
Quarter 4	*****	*****	*****	*****	0.02	673,161.4
<i>Male, 2020</i>						
Quarter 1	*****	*****	*****	*****	0.04	582,700.3
Quarter 2	*****	*****	*****	*****	0.02	580,621.6
Quarter 3	*****	*****	*****	*****	0.02	585,135.7
Quarter 4	*****	*****	*****	*****	0.03	583,318.3

**Table 3. Summary of Loop Diuretic Users in the Sentinel Distributed Database (SDD) between January 1, 2000 and March 31, 2021, Cross-Stratified by Year-Quarter and Sex**

	New Users	New Episodes	Adjusted Dispensings	Eligible Members <sup>1</sup>	New Users per 10,000 Eligible Members <sup>1</sup>	Eligible Member-Years <sup>1</sup>
<i>Male, 2021</i>						
Quarter 1	*****	*****	*****	*****	0.01	275,662.5
<i>First Bumetanide Use with 365 Days of Enrollment, and 365 Day Washout</i>						
<i>Female, 2000</i>						
Quarter 1	0	0	0	0	NaN	0.0
Quarter 2	0	0	0	0	NaN	0.0
Quarter 3	0	0	0	0	NaN	0.0
Quarter 4	0	0	0	205,203	0.00	561.8
<i>Female, 2001</i>						
Quarter 1	0	0	0	214,298	0.00	50,874.3
Quarter 2	0	0	0	217,193	0.00	52,285.8
Quarter 3	0	0	0	222,677	0.00	53,920.7
Quarter 4	0	0	0	226,188	0.00	54,802.3
<i>Female, 2002</i>						
Quarter 1	0	0	0	215,387	0.00	51,156.4
Quarter 2	0	0	0	218,425	0.00	51,235.8
Quarter 3	0	0	0	212,584	0.00	51,465.5
Quarter 4	*****	*****	*****	*****	0.05	49,686.1
<i>Female, 2003</i>						
Quarter 1	0	0	0	199,732	0.00	47,145.9
Quarter 2	0	0	0	198,374	0.00	47,112.0
Quarter 3	0	0	0	199,032	0.00	47,677.8
Quarter 4	*****	*****	*****	*****	0.10	47,577.1
<i>Female, 2004</i>						
Quarter 1	*****	*****	*****	*****	0.05	46,938.0
Quarter 2	*****	*****	*****	*****	0.05	47,163.5
Quarter 3	0	0	0	201,894	0.00	47,731.0
Quarter 4	*****	*****	*****	*****	0.05	48,005.9
<i>Female, 2005</i>						
Quarter 1	0	0	0	199,270	0.00	46,709.9
Quarter 2	0	0	0	201,204	0.00	47,907.1
Quarter 3	0	0	0	207,485	0.00	50,067.2
Quarter 4	*****	*****	*****	*****	0.05	52,129.3
<i>Female, 2006</i>						
Quarter 1	0	0	0	215,022	0.00	50,629.0
Quarter 2	0	0	0	218,115	0.00	51,712.5
Quarter 3	*****	*****	*****	*****	0.05	52,715.1
Quarter 4	*****	*****	*****	*****	0.04	53,018.2

**Table 3. Summary of Loop Diuretic Users in the Sentinel Distributed Database (SDD) between January 1, 2000 and March 31, 2021, Cross-Stratified by Year-Quarter and Sex**

	New Users	New Episodes	Adjusted Dispensings	Eligible Members <sup>1</sup>	New Users per 10,000 Eligible Members <sup>1</sup>	Eligible Member-Years <sup>1</sup>
<i>Female, 2007</i>						
Quarter 1	*****	*****	*****	*****	0.02	261,624.3
Quarter 2	*****	*****	*****	*****	0.02	265,426.2
Quarter 3	0	0	0	1,120,166	0.00	267,629.7
Quarter 4	*****	*****	*****	*****	0.01	275,621.8
<i>Female, 2008</i>						
Quarter 1	*****	*****	*****	*****	0.01	302,782.3
Quarter 2	*****	*****	*****	*****	0.01	303,904.4
Quarter 3	*****	*****	*****	*****	0.01	307,757.8
Quarter 4	0	0	0	3,092,913	0.00	313,534.8
<i>Female, 2009</i>						
Quarter 1	*****	*****	*****	*****	0.01	672,648.6
Quarter 2	*****	*****	*****	*****	0.00	678,084.1
Quarter 3	*****	*****	*****	*****	0.00	685,430.3
Quarter 4	*****	*****	*****	*****	0.00	685,952.9
<i>Female, 2010</i>						
Quarter 1	*****	*****	*****	*****	0.00	652,483.5
Quarter 2	*****	*****	*****	*****	0.01	654,609.7
Quarter 3	*****	*****	*****	*****	0.01	655,112.3
Quarter 4	*****	*****	*****	*****	0.02	649,576.7
<i>Female, 2011</i>						
Quarter 1	*****	*****	*****	*****	0.01	614,140.4
Quarter 2	*****	*****	*****	*****	0.00	618,128.0
Quarter 3	*****	*****	*****	*****	0.00	622,773.0
Quarter 4	*****	*****	*****	*****	0.01	621,203.7
<i>Female, 2012</i>						
Quarter 1	*****	*****	*****	*****	0.00	585,329.5
Quarter 2	*****	*****	*****	*****	0.00	583,305.2
Quarter 3	0	0	0	2,506,797	0.00	588,277.7
Quarter 4	0	0	0	2,618,786	0.00	586,941.4
<i>Female, 2013</i>						
Quarter 1	*****	*****	*****	*****	0.00	566,444.5
Quarter 2	*****	*****	*****	*****	0.00	569,568.8
Quarter 3	*****	*****	*****	*****	0.01	574,323.1
Quarter 4	0	0	0	2,372,861	0.00	571,607.0
<i>Female, 2014</i>						
Quarter 1	0	0	0	2,650,216	0.00	624,679.7
Quarter 2	*****	*****	*****	*****	0.00	627,050.7
Quarter 3	*****	*****	*****	*****	0.00	636,049.1
Quarter 4	0	0	0	2,635,822	0.00	633,213.1

**Table 3. Summary of Loop Diuretic Users in the Sentinel Distributed Database (SDD) between January 1, 2000 and March 31, 2021, Cross-Stratified by Year-Quarter and Sex**

	New Users	New Episodes	Adjusted Dispensings	Eligible Members <sup>1</sup>	New Users per 10,000 Eligible Members <sup>1</sup>	Eligible Member-Years <sup>1</sup>
<i>Female, 2015</i>						
Quarter 1	0	0	0	2,736,078	0.00	645,409.1
Quarter 2	*****	*****	*****	*****	0.00	654,926.2
Quarter 3	*****	*****	*****	*****	0.00	662,266.7
Quarter 4	0	0	0	2,751,477	0.00	663,032.2
<i>Female, 2016</i>						
Quarter 1	0	0	0	2,800,866	0.00	661,367.3
Quarter 2	0	0	0	2,815,870	0.00	660,828.2
Quarter 3	*****	*****	*****	*****	0.01	668,418.8
Quarter 4	0	0	0	3,160,871	0.00	672,480.3
<i>Female, 2017</i>						
Quarter 1	*****	*****	*****	*****	0.00	659,931.9
Quarter 2	0	0	0	2,786,480	0.00	664,421.0
Quarter 3	*****	*****	*****	*****	0.00	669,919.0
Quarter 4	*****	*****	*****	*****	0.01	672,661.9
<i>Female, 2018</i>						
Quarter 1	0	0	0	2,769,405	0.00	653,288.4
Quarter 2	*****	*****	*****	*****	0.00	654,356.3
Quarter 3	0	0	0	2,734,698	0.00	654,687.2
Quarter 4	*****	*****	*****	*****	0.01	654,089.8
<i>Female, 2019</i>						
Quarter 1	*****	*****	*****	*****	0.00	632,167.5
Quarter 2	*****	*****	*****	*****	0.00	638,574.8
Quarter 3	*****	*****	*****	*****	0.00	645,549.5
Quarter 4	*****	*****	*****	*****	0.00	645,242.7
<i>Female, 2020</i>						
Quarter 1	*****	*****	*****	*****	0.01	558,176.3
Quarter 2	*****	*****	*****	*****	0.01	556,301.7
Quarter 3	*****	*****	*****	*****	0.02	560,556.5
Quarter 4	0	0	0	2,595,185	0.00	558,681.2
<i>Female, 2021</i>						
Quarter 1	0	0	0	1,121,148	0.00	263,637.5
<i>Male, 2000</i>						
Quarter 1	0	0	0	0	NaN	0.0
Quarter 2	0	0	0	0	NaN	0.0
Quarter 3	0	0	0	0	NaN	0.0
Quarter 4	0	0	0	214,742	0.00	587.9

**Table 3. Summary of Loop Diuretic Users in the Sentinel Distributed Database (SDD) between January 1, 2000 and March 31, 2021, Cross-Stratified by Year-Quarter and Sex**

	New Users	New Episodes	Adjusted Dispensings	Eligible Members <sup>1</sup>	New Users per 10,000 Eligible Members <sup>1</sup>	Eligible Member-Years <sup>1</sup>
<i>Male, 2001</i>						
Quarter 1	0	0	0	223,981	0.00	53,220.4
Quarter 2	0	0	0	227,065	0.00	54,699.8
Quarter 3	*****	*****	*****	*****	0.04	56,457.4
Quarter 4	0	0	0	236,515	0.00	57,404.9
<i>Male, 2002</i>						
Quarter 1	*****	*****	*****	*****	0.04	53,568.5
Quarter 2	0	0	0	228,274	0.00	53,692.5
Quarter 3	0	0	0	222,927	0.00	53,992.1
Quarter 4	*****	*****	*****	*****	0.04	52,192.1
<i>Male, 2003</i>						
Quarter 1	0	0	0	209,650	0.00	49,563.3
Quarter 2	0	0	0	208,358	0.00	49,560.3
Quarter 3	*****	*****	*****	*****	0.05	50,119.4
Quarter 4	0	0	0	207,577	0.00	50,015.7
<i>Male, 2004</i>						
Quarter 1	*****	*****	*****	*****	0.05	49,337.5
Quarter 2	*****	*****	*****	*****	0.05	49,525.8
Quarter 3	0	0	0	211,890	0.00	50,179.0
Quarter 4	*****	*****	*****	*****	0.05	50,486.9
<i>Male, 2005</i>						
Quarter 1	*****	*****	*****	*****	0.05	49,183.5
Quarter 2	*****	*****	*****	211,680	0.05	50,441.7
Quarter 3	0	0	0	217,980	0.00	52,708.5
Quarter 4	0	0	0	228,320	0.00	54,850.7
<i>Male, 2006</i>						
Quarter 1	*****	*****	*****	*****	0.04	53,205.8
Quarter 2	0	0	0	228,461	0.00	54,196.3
Quarter 3	*****	*****	*****	*****	0.04	55,200.9
Quarter 4	0	0	0	232,947	0.00	55,464.0
<i>Male, 2007</i>						
Quarter 1	*****	*****	*****	*****	0.02	274,254.6
Quarter 2	*****	*****	*****	*****	0.02	278,244.8
Quarter 3	*****	*****	*****	*****	0.01	280,714.2
Quarter 4	0	0	0	1,204,038	0.00	289,181.3
<i>Male, 2008</i>						
Quarter 1	*****	*****	*****	*****	0.01	317,475.6
Quarter 2	0	0	0	1,375,120	0.00	318,586.1
Quarter 3	0	0	0	1,373,485	0.00	322,496.5
Quarter 4	*****	*****	*****	*****	0.01	328,392.6

**Table 3. Summary of Loop Diuretic Users in the Sentinel Distributed Database (SDD) between January 1, 2000 and March 31, 2021, Cross-Stratified by Year-Quarter and Sex**

	New Users	New Episodes	Adjusted Dispensings	Eligible Members <sup>1</sup>	New Users per 10,000 Eligible Members <sup>1</sup>	Eligible Member-Years <sup>1</sup>
<i>Male, 2009</i>						
Quarter 1	0	0	0	3,031,709	0.00	704,481.2
Quarter 2	*****	*****	*****	*****	0.01	710,178.9
Quarter 3	0	0	0	3,013,873	0.00	717,963.9
Quarter 4	*****	*****	*****	*****	0.00	718,362.1
<i>Male, 2010</i>						
Quarter 1	*****	*****	*****	*****	0.01	682,643.2
Quarter 2	*****	*****	*****	*****	0.01	684,662.4
Quarter 3	*****	*****	*****	*****	0.00	685,152.5
Quarter 4	*****	*****	*****	*****	0.01	679,504.3
<i>Male, 2011</i>						
Quarter 1	0	0	0	2,738,402	0.00	641,876.6
Quarter 2	0	0	0	2,726,172	0.00	646,157.4
Quarter 3	0	0	0	2,724,738	0.00	650,882.2
Quarter 4	*****	*****	*****	*****	0.01	648,981.0
<i>Male, 2012</i>						
Quarter 1	*****	*****	*****	*****	0.01	611,013.7
Quarter 2	*****	*****	*****	*****	0.01	608,846.5
Quarter 3	0	0	0	2,615,791	0.00	614,019.5
Quarter 4	*****	*****	*****	*****	0.01	612,779.4
<i>Male, 2013</i>						
Quarter 1	*****	*****	*****	*****	0.03	591,754.7
Quarter 2	*****	*****	*****	*****	0.01	595,120.0
Quarter 3	*****	*****	*****	*****	0.00	599,970.3
Quarter 4	*****	*****	*****	*****	0.01	597,398.4
<i>Male, 2014</i>						
Quarter 1	*****	*****	*****	*****	0.01	652,963.5
Quarter 2	*****	*****	*****	*****	0.01	655,458.5
Quarter 3	*****	*****	*****	*****	0.01	665,030.9
Quarter 4	*****	*****	*****	*****	0.01	662,253.8
<i>Male, 2015</i>						
Quarter 1	*****	*****	*****	*****	0.01	673,975.5
Quarter 2	*****	*****	*****	*****	0.01	683,851.1
Quarter 3	*****	*****	*****	*****	0.01	691,347.8
Quarter 4	*****	*****	*****	*****	0.00	691,702.7
<i>Male, 2016</i>						
Quarter 1	*****	*****	*****	*****	0.01	690,264.6
Quarter 2	*****	*****	*****	*****	0.01	690,028.9
Quarter 3	*****	*****	*****	*****	0.01	698,300.1
Quarter 4	0	0	0	3,301,365	0.00	702,483.1

**Table 3. Summary of Loop Diuretic Users in the Sentinel Distributed Database (SDD) between January 1, 2000 and March 31, 2021, Cross-Stratified by Year-Quarter and Sex**

	New Users	New Episodes	Adjusted Dispensings	Eligible Members <sup>1</sup>	New Users per 10,000 Eligible Members <sup>1</sup>	Eligible Member-Years <sup>1</sup>
<i>Male, 2017</i>						
Quarter 1	*****	*****	*****	*****	0.01	689,064.7
Quarter 2	*****	*****	*****	*****	0.02	694,013.6
Quarter 3	*****	*****	*****	*****	0.01	699,992.7
Quarter 4	*****	*****	*****	*****	0.01	702,645.6
<i>Male, 2018</i>						
Quarter 1	*****	*****	*****	*****	0.02	681,783.1
Quarter 2	*****	*****	*****	*****	0.00	682,712.8
Quarter 3	*****	*****	*****	*****	0.01	683,107.2
Quarter 4	*****	*****	*****	*****	0.01	682,655.0
<i>Male, 2019</i>						
Quarter 1	*****	*****	*****	*****	0.01	659,147.9
Quarter 2	*****	*****	*****	*****	0.01	665,897.1
Quarter 3	*****	*****	*****	*****	0.02	673,154.6
Quarter 4	*****	*****	*****	*****	0.01	672,991.9
<i>Male, 2020</i>						
Quarter 1	*****	*****	*****	*****	0.03	582,570.2
Quarter 2	*****	*****	*****	*****	0.01	580,496.0
Quarter 3	*****	*****	*****	*****	0.02	585,010.4
Quarter 4	*****	*****	*****	*****	0.01	583,198.0
<i>Male, 2021</i>						
Quarter 1	0	0	0	1,172,575	0.00	275,607.8
<i>First Bumetanide Use with 365 Days of Enrollment, and No Prior Evidence of Cancer and History of ASD</i>						
<i>Female, 2000</i>						
Quarter 1	0	0	0	0	NaN	0.0
Quarter 2	0	0	0	0	NaN	0.0
Quarter 3	0	0	0	0	NaN	0.0
Quarter 4	0	0	0	167	0.00	0.5
<i>Female, 2001</i>						
Quarter 1	0	0	0	183	0.00	40.0
Quarter 2	0	0	0	181	0.00	40.5
Quarter 3	0	0	0	200	0.00	43.8
Quarter 4	0	0	0	206	0.00	46.7
<i>Female, 2002</i>						
Quarter 1	0	0	0	216	0.00	45.7
Quarter 2	0	0	0	232	0.00	49.7
Quarter 3	0	0	0	247	0.00	52.7
Quarter 4	0	0	0	251	0.00	56.4

**Table 3. Summary of Loop Diuretic Users in the Sentinel Distributed Database (SDD) between January 1, 2000 and March 31, 2021, Cross-Stratified by Year-Quarter and Sex**

	New Users	New Episodes	Adjusted Dispensings	Eligible Members <sup>1</sup>	New Users per 10,000 Eligible Members <sup>1</sup>	Eligible Member-Years <sup>1</sup>
<i>Female, 2003</i>						
Quarter 1	0	0	0	267	0.00	58.3
Quarter 2	0	0	0	278	0.00	60.4
Quarter 3	0	0	0	274	0.00	60.2
Quarter 4	0	0	0	278	0.00	59.6
<i>Female, 2004</i>						
Quarter 1	0	0	0	283	0.00	61.0
Quarter 2	*****	*****	*****	*****	35.09	61.4
Quarter 3	0	0	0	287	0.00	61.2
Quarter 4	0	0	0	288	0.00	62.2
<i>Female, 2005</i>						
Quarter 1	0	0	0	290	0.00	62.1
Quarter 2	0	0	0	289	0.00	62.4
Quarter 3	0	0	0	265	0.00	58.1
Quarter 4	0	0	0	260	0.00	57.8
<i>Female, 2006</i>						
Quarter 1	0	0	0	268	0.00	55.4
Quarter 2	0	0	0	276	0.00	57.0
Quarter 3	0	0	0	307	0.00	65.1
Quarter 4	0	0	0	323	0.00	72.5
<i>Female, 2007</i>						
Quarter 1	0	0	0	1,893	0.00	400.8
Quarter 2	0	0	0	1,995	0.00	427.2
Quarter 3	0	0	0	2,058	0.00	442.6
Quarter 4	0	0	0	2,134	0.00	467.7
<i>Female, 2008</i>						
Quarter 1	0	0	0	2,479	0.00	526.7
Quarter 2	0	0	0	2,645	0.00	552.0
Quarter 3	0	0	0	2,721	0.00	582.2
Quarter 4	0	0	0	6,546	0.00	612.8
<i>Female, 2009</i>						
Quarter 1	0	0	0	6,653	0.00	1,398.4
Quarter 2	0	0	0	6,768	0.00	1,459.7
Quarter 3	0	0	0	7,001	0.00	1,515.8
Quarter 4	0	0	0	7,087	0.00	1,555.5
<i>Female, 2010</i>						
Quarter 1	0	0	0	7,112	0.00	1,508.0
Quarter 2	0	0	0	7,247	0.00	1,561.4
Quarter 3	0	0	0	7,413	0.00	1,613.0
Quarter 4	0	0	0	7,427	0.00	1,635.2



**Table 3. Summary of Loop Diuretic Users in the Sentinel Distributed Database (SDD) between January 1, 2000 and March 31, 2021, Cross-Stratified by Year-Quarter and Sex**

	New Users	New Episodes	Adjusted Dispensings	Eligible Members <sup>1</sup>	New Users per 10,000 Eligible Members <sup>1</sup>	Eligible Member-Years <sup>1</sup>
<i>Female, 2011</i>						
Quarter 1	0	0	0	7,384	0.00	1,585.3
Quarter 2	0	0	0	7,679	0.00	1,658.5
Quarter 3	0	0	0	7,826	0.00	1,707.8
Quarter 4	0	0	0	7,918	0.00	1,754.2
<i>Female, 2012</i>						
Quarter 1	0	0	0	8,030	0.00	1,714.7
Quarter 2	0	0	0	8,294	0.00	1,769.4
Quarter 3	*****	*****	*****	*****	1.18	1,821.0
Quarter 4	0	0	0	9,082	0.00	1,884.7
<i>Female, 2013</i>						
Quarter 1	0	0	0	8,727	0.00	1,874.3
Quarter 2	0	0	0	8,887	0.00	1,942.9
Quarter 3	*****	*****	*****	*****	1.09	1,988.7
Quarter 4	0	0	0	9,209	0.00	2,048.0
<i>Female, 2014</i>						
Quarter 1	*****	*****	*****	*****	1.90	2,284.8
Quarter 2	0	0	0	10,741	0.00	2,337.6
Quarter 3	0	0	0	11,053	0.00	2,421.2
Quarter 4	0	0	0	11,052	0.00	2,450.1
<i>Female, 2015</i>						
Quarter 1	0	0	0	11,613	0.00	2,526.7
Quarter 2	0	0	0	11,973	0.00	2,629.0
Quarter 3	0	0	0	12,329	0.00	2,715.1
Quarter 4	0	0	0	12,687	0.00	2,817.2
<i>Female, 2016</i>						
Quarter 1	0	0	0	13,139	0.00	2,872.9
Quarter 2	0	0	0	13,694	0.00	2,964.6
Quarter 3	0	0	0	14,149	0.00	3,081.3
Quarter 4	0	0	0	15,908	0.00	3,173.7
<i>Female, 2017</i>						
Quarter 1	0	0	0	14,690	0.00	3,198.6
Quarter 2	0	0	0	15,020	0.00	3,330.1
Quarter 3	0	0	0	15,572	0.00	3,452.4
Quarter 4	0	0	0	15,838	0.00	3,552.4
<i>Female, 2018</i>						
Quarter 1	0	0	0	16,109	0.00	3,547.5
Quarter 2	0	0	0	16,604	0.00	3,677.7
Quarter 3	0	0	0	17,023	0.00	3,773.9
Quarter 4	*****	*****	*****	*****	0.58	3,855.1

**Table 3. Summary of Loop Diuretic Users in the Sentinel Distributed Database (SDD) between January 1, 2000 and March 31, 2021, Cross-Stratified by Year-Quarter and Sex**

	New Users	New Episodes	Adjusted Dispensings	Eligible Members <sup>1</sup>	New Users per 10,000 Eligible Members <sup>1</sup>	Eligible Member-Years <sup>1</sup>
<i>Female, 2019</i>						
Quarter 1	0	0	0	17,347	0.00	3,823.7
Quarter 2	0	0	0	17,856	0.00	3,957.5
Quarter 3	0	0	0	18,365	0.00	4,081.0
Quarter 4	*****	*****	*****	*****	0.53	4,228.4
<i>Female, 2020</i>						
Quarter 1	*****	*****	*****	*****	0.63	3,474.2
Quarter 2	*****	*****	*****	*****	0.64	3,443.2
Quarter 3	*****	*****	*****	*****	1.25	3,475.8
Quarter 4	0	0	0	17,497	0.00	3,510.1
<i>Female, 2021</i>						
Quarter 1	0	0	0	7,942	0.00	1,711.8
<i>Male, 2000</i>						
Quarter 1	0	0	0	0	NaN	0.0
Quarter 2	0	0	0	0	NaN	0.0
Quarter 3	0	0	0	0	NaN	0.0
Quarter 4	0	0	0	607	0.00	1.7
<i>Male, 2001</i>						
Quarter 1	0	0	0	672	0.00	148.8
Quarter 2	0	0	0	695	0.00	151.7
Quarter 3	0	0	0	700	0.00	153.5
Quarter 4	0	0	0	722	0.00	162.7
<i>Male, 2002</i>						
Quarter 1	0	0	0	789	0.00	171.8
Quarter 2	0	0	0	836	0.00	185.2
Quarter 3	0	0	0	876	0.00	195.1
Quarter 4	0	0	0	903	0.00	199.3
<i>Male, 2003</i>						
Quarter 1	0	0	0	925	0.00	200.6
Quarter 2	0	0	0	954	0.00	207.7
Quarter 3	0	0	0	1,014	0.00	219.0
Quarter 4	0	0	0	1,042	0.00	232.8
<i>Male, 2004</i>						
Quarter 1	0	0	0	1,079	0.00	236.5
Quarter 2	0	0	0	1,099	0.00	242.6
Quarter 3	0	0	0	1,134	0.00	249.0
Quarter 4	0	0	0	1,136	0.00	252.1

**Table 3. Summary of Loop Diuretic Users in the Sentinel Distributed Database (SDD) between January 1, 2000 and March 31, 2021, Cross-Stratified by Year-Quarter and Sex**

	New Users	New Episodes	Adjusted Dispensings	Eligible Members <sup>1</sup>	New Users per 10,000 Eligible Members <sup>1</sup>	Eligible Member-Years <sup>1</sup>
<i>Male, 2005</i>						
Quarter 1	0	0	0	1,185	0.00	250.2
Quarter 2	0	0	0	1,144	0.00	249.4
Quarter 3	0	0	0	1,067	0.00	236.8
Quarter 4	0	0	0	1,083	0.00	236.1
<i>Male, 2006</i>						
Quarter 1	0	0	0	1,146	0.00	231.4
Quarter 2	0	0	0	1,192	0.00	241.3
Quarter 3	0	0	0	1,243	0.00	273.0
Quarter 4	0	0	0	1,388	0.00	307.7
<i>Male, 2007</i>						
Quarter 1	0	0	0	8,357	0.00	1,786.5
Quarter 2	0	0	0	8,809	0.00	1,897.4
Quarter 3	0	0	0	9,040	0.00	1,973.0
Quarter 4	0	0	0	9,572	0.00	2,110.0
<i>Male, 2008</i>						
Quarter 1	0	0	0	11,150	0.00	2,385.9
Quarter 2	0	0	0	11,661	0.00	2,470.7
Quarter 3	0	0	0	11,933	0.00	2,567.4
Quarter 4	0	0	0	29,517	0.00	2,695.6
<i>Male, 2009</i>						
Quarter 1	0	0	0	29,934	0.00	6,368.2
Quarter 2	0	0	0	30,555	0.00	6,609.6
Quarter 3	0	0	0	31,131	0.00	6,789.6
Quarter 4	*****	*****	*****	*****	0.32	6,936.5
<i>Male, 2010</i>						
Quarter 1	0	0	0	31,185	0.00	6,675.8
Quarter 2	0	0	0	31,735	0.00	6,883.8
Quarter 3	0	0	0	32,216	0.00	7,043.5
Quarter 4	0	0	0	32,193	0.00	7,169.0
<i>Male, 2011</i>						
Quarter 1	0	0	0	32,136	0.00	6,929.7
Quarter 2	0	0	0	33,258	0.00	7,215.8
Quarter 3	0	0	0	34,014	0.00	7,460.2
Quarter 4	0	0	0	34,373	0.00	7,666.7
<i>Male, 2012</i>						
Quarter 1	0	0	0	34,284	0.00	7,377.2
Quarter 2	0	0	0	35,241	0.00	7,566.0
Quarter 3	0	0	0	35,958	0.00	7,779.3
Quarter 4	*****	*****	*****	*****	0.52	7,990.2

**Table 3. Summary of Loop Diuretic Users in the Sentinel Distributed Database (SDD) between January 1, 2000 and March 31, 2021, Cross-Stratified by Year-Quarter and Sex**

	New Users	New Episodes	Adjusted Dispensings	Eligible Members <sup>1</sup>	New Users per 10,000 Eligible Members <sup>1</sup>	Eligible Member-Years <sup>1</sup>
<i>Male, 2013</i>						
Quarter 1	*****	*****	*****	*****	1.09	7,909.3
Quarter 2	*****	*****	*****	*****	0.54	8,194.5
Quarter 3	*****	*****	*****	*****	0.26	8,450.4
Quarter 4	*****	*****	*****	*****	0.26	8,604.3
<i>Male, 2014</i>						
Quarter 1	*****	*****	*****	*****	0.46	9,614.0
Quarter 2	0	0	0	44,383	0.00	9,769.9
Quarter 3	*****	*****	*****	*****	0.22	9,978.8
Quarter 4	*****	*****	*****	*****	0.22	10,094.7
<i>Male, 2015</i>						
Quarter 1	*****	*****	*****	*****	0.42	10,402.2
Quarter 2	0	0	0	48,671	0.00	10,739.7
Quarter 3	*****	*****	*****	*****	0.20	11,046.5
Quarter 4	0	0	0	50,962	0.00	11,401.2
<i>Male, 2016</i>						
Quarter 1	0	0	0	53,067	0.00	11,666.1
Quarter 2	0	0	0	54,832	0.00	11,986.4
Quarter 3	*****	*****	*****	*****	0.18	12,355.4
Quarter 4	*****	*****	*****	*****	0.16	12,652.0
<i>Male, 2017</i>						
Quarter 1	*****	*****	*****	*****	0.35	12,693.8
Quarter 2	*****	*****	*****	*****	0.85	13,069.5
Quarter 3	*****	*****	*****	*****	0.33	13,422.9
Quarter 4	0	0	0	60,996	0.00	13,756.4
<i>Male, 2018</i>						
Quarter 1	*****	*****	*****	*****	0.32	13,684.8
Quarter 2	0	0	0	63,152	0.00	14,051.3
Quarter 3	0	0	0	64,212	0.00	14,341.4
Quarter 4	0	0	0	64,759	0.00	14,671.6
<i>Male, 2019</i>						
Quarter 1	0	0	0	64,707	0.00	14,350.2
Quarter 2	*****	*****	*****	*****	0.15	14,776.2
Quarter 3	*****	*****	*****	*****	0.15	15,195.9
Quarter 4	*****	*****	*****	*****	0.15	15,482.4
<i>Male, 2020</i>						
Quarter 1	*****	*****	*****	*****	0.71	12,648.3
Quarter 2	*****	*****	*****	*****	0.53	12,443.2
Quarter 3	*****	*****	*****	*****	0.53	12,367.4
Quarter 4	*****	*****	*****	*****	0.49	12,347.3

**Table 3. Summary of Loop Diuretic Users in the Sentinel Distributed Database (SDD) between January 1, 2000 and March 31, 2021, Cross-Stratified by Year-Quarter and Sex**

	New Users	New Episodes	Adjusted Dispensings	Eligible Members <sup>1</sup>	New Users per 10,000 Eligible Members <sup>1</sup>	Eligible Member-Years <sup>1</sup>
<i>Male, 2021</i>						
Quarter 1	*****	*****	*****	*****	0.73	5,954.5
<i>First Bumetanide Use with 365 Days of Enrollment, 365 Day Washout, No Prior Evidence of Cancer, and History of ASD</i>						
<i>Female, 2000</i>						
Quarter 1	0	0	0	0	NaN	0.0
Quarter 2	0	0	0	0	NaN	0.0
Quarter 3	0	0	0	0	NaN	0.0
Quarter 4	0	0	0	167	0.00	0.5
<i>Female, 2001</i>						
Quarter 1	0	0	0	183	0.00	40.0
Quarter 2	0	0	0	180	0.00	40.4
Quarter 3	0	0	0	200	0.00	43.7
Quarter 4	0	0	0	206	0.00	46.7
<i>Female, 2002</i>						
Quarter 1	0	0	0	216	0.00	45.7
Quarter 2	0	0	0	232	0.00	49.7
Quarter 3	0	0	0	247	0.00	52.7
Quarter 4	0	0	0	251	0.00	56.4
<i>Female, 2003</i>						
Quarter 1	0	0	0	267	0.00	58.1
Quarter 2	0	0	0	277	0.00	60.1
Quarter 3	0	0	0	273	0.00	59.9
Quarter 4	0	0	0	277	0.00	59.4
<i>Female, 2004</i>						
Quarter 1	0	0	0	282	0.00	61.0
Quarter 2	*****	*****	*****	*****	35.09	61.4
Quarter 3	0	0	0	287	0.00	60.9
Quarter 4	0	0	0	287	0.00	62.0
<i>Female, 2005</i>						
Quarter 1	0	0	0	289	0.00	61.8
Quarter 2	0	0	0	288	0.00	62.1
Quarter 3	0	0	0	263	0.00	57.6
Quarter 4	0	0	0	258	0.00	57.3
<i>Female, 2006</i>						
Quarter 1	0	0	0	266	0.00	54.9
Quarter 2	0	0	0	275	0.00	56.6
Quarter 3	0	0	0	306	0.00	64.9
Quarter 4	0	0	0	323	0.00	72.5

**Table 3. Summary of Loop Diuretic Users in the Sentinel Distributed Database (SDD) between January 1, 2000 and March 31, 2021, Cross-Stratified by Year-Quarter and Sex**

	New Users	New Episodes	Adjusted Dispensings	Eligible Members <sup>1</sup>	New Users per 10,000 Eligible Members <sup>1</sup>	Eligible Member-Years <sup>1</sup>
<i>Female, 2007</i>						
Quarter 1	0	0	0	1,892	0.00	400.6
Quarter 2	0	0	0	1,994	0.00	427.0
Quarter 3	0	0	0	2,056	0.00	442.1
Quarter 4	0	0	0	2,130	0.00	466.8
<i>Female, 2008</i>						
Quarter 1	0	0	0	2,476	0.00	525.9
Quarter 2	0	0	0	2,644	0.00	551.7
Quarter 3	0	0	0	2,720	0.00	581.9
Quarter 4	0	0	0	6,541	0.00	612.8
<i>Female, 2009</i>						
Quarter 1	0	0	0	6,648	0.00	1,397.6
Quarter 2	0	0	0	6,764	0.00	1,458.6
Quarter 3	0	0	0	6,994	0.00	1,514.5
Quarter 4	0	0	0	7,083	0.00	1,554.5
<i>Female, 2010</i>						
Quarter 1	0	0	0	7,105	0.00	1,506.6
Quarter 2	0	0	0	7,241	0.00	1,559.9
Quarter 3	0	0	0	7,410	0.00	1,612.0
Quarter 4	0	0	0	7,425	0.00	1,634.9
<i>Female, 2011</i>						
Quarter 1	0	0	0	7,380	0.00	1,584.3
Quarter 2	0	0	0	7,673	0.00	1,657.4
Quarter 3	0	0	0	7,822	0.00	1,706.5
Quarter 4	0	0	0	7,914	0.00	1,752.9
<i>Female, 2012</i>						
Quarter 1	0	0	0	8,023	0.00	1,712.7
Quarter 2	0	0	0	8,286	0.00	1,767.4
Quarter 3	0	0	0	8,489	0.00	1,819.4
Quarter 4	0	0	0	9,073	0.00	1,883.1
<i>Female, 2013</i>						
Quarter 1	0	0	0	8,721	0.00	1,872.8
Quarter 2	0	0	0	8,881	0.00	1,941.6
Quarter 3	*****	*****	*****	*****	1.09	1,988.0
Quarter 4	0	0	0	9,204	0.00	2,046.7
<i>Female, 2014</i>						
Quarter 1	0	0	0	10,526	0.00	2,283.4
Quarter 2	0	0	0	10,735	0.00	2,336.1
Quarter 3	0	0	0	11,045	0.00	2,419.3
Quarter 4	0	0	0	11,045	0.00	2,448.4

**Table 3. Summary of Loop Diuretic Users in the Sentinel Distributed Database (SDD) between January 1, 2000 and March 31, 2021, Cross-Stratified by Year-Quarter and Sex**

	New Users	New Episodes	Adjusted Dispensings	Eligible Members <sup>1</sup>	New Users per 10,000 Eligible Members <sup>1</sup>	Eligible Member-Years <sup>1</sup>
<i>Female, 2015</i>						
Quarter 1	0	0	0	11,606	0.00	2,524.9
Quarter 2	0	0	0	11,965	0.00	2,626.9
Quarter 3	0	0	0	12,318	0.00	2,713.1
Quarter 4	0	0	0	12,673	0.00	2,814.4
<i>Female, 2016</i>						
Quarter 1	0	0	0	13,128	0.00	2,870.4
Quarter 2	0	0	0	13,686	0.00	2,962.4
Quarter 3	0	0	0	14,140	0.00	3,079.4
Quarter 4	0	0	0	15,899	0.00	3,171.4
<i>Female, 2017</i>						
Quarter 1	0	0	0	14,680	0.00	3,196.0
Quarter 2	0	0	0	15,008	0.00	3,327.5
Quarter 3	0	0	0	15,563	0.00	3,449.9
Quarter 4	0	0	0	15,825	0.00	3,549.0
<i>Female, 2018</i>						
Quarter 1	0	0	0	16,094	0.00	3,544.0
Quarter 2	0	0	0	16,586	0.00	3,673.3
Quarter 3	0	0	0	17,004	0.00	3,769.2
Quarter 4	*****	*****	*****	*****	0.59	3,850.0
<i>Female, 2019</i>						
Quarter 1	0	0	0	17,332	0.00	3,819.9
Quarter 2	0	0	0	17,836	0.00	3,952.2
Quarter 3	0	0	0	18,343	0.00	4,075.7
Quarter 4	0	0	0	18,796	0.00	4,222.9
<i>Female, 2020</i>						
Quarter 1	*****	*****	*****	*****	0.64	3,471.1
Quarter 2	*****	*****	*****	*****	0.64	3,440.6
Quarter 3	*****	*****	*****	*****	1.25	3,473.5
Quarter 4	0	0	0	17,487	0.00	3,508.2
<i>Female, 2021</i>						
Quarter 1	0	0	0	7,936	0.00	1,710.5
<i>Male, 2000</i>						
Quarter 1	0	0	0	0	NaN	0.0
Quarter 2	0	0	0	0	NaN	0.0
Quarter 3	0	0	0	0	NaN	0.0
Quarter 4	0	0	0	606	0.00	1.7

**Table 3. Summary of Loop Diuretic Users in the Sentinel Distributed Database (SDD) between January 1, 2000 and March 31, 2021, Cross-Stratified by Year-Quarter and Sex**

	New Users	New Episodes	Adjusted Dispensings	Eligible Members <sup>1</sup>	New Users per 10,000 Eligible Members <sup>1</sup>	Eligible Member-Years <sup>1</sup>
<i>Male, 2001</i>						
Quarter 1	0	0	0	671	0.00	148.5
Quarter 2	0	0	0	694	0.00	151.5
Quarter 3	0	0	0	699	0.00	153.2
Quarter 4	0	0	0	720	0.00	162.4
<i>Male, 2002</i>						
Quarter 1	0	0	0	788	0.00	171.5
Quarter 2	0	0	0	835	0.00	185.0
Quarter 3	0	0	0	875	0.00	194.9
Quarter 4	0	0	0	902	0.00	199.3
<i>Male, 2003</i>						
Quarter 1	0	0	0	925	0.00	200.6
Quarter 2	0	0	0	954	0.00	207.7
Quarter 3	0	0	0	1,014	0.00	218.9
Quarter 4	0	0	0	1,040	0.00	232.3
<i>Male, 2004</i>						
Quarter 1	0	0	0	1,077	0.00	235.9
Quarter 2	0	0	0	1,096	0.00	241.9
Quarter 3	0	0	0	1,132	0.00	248.7
Quarter 4	0	0	0	1,134	0.00	251.8
<i>Male, 2005</i>						
Quarter 1	0	0	0	1,184	0.00	249.8
Quarter 2	0	0	0	1,143	0.00	249.1
Quarter 3	0	0	0	1,066	0.00	236.6
Quarter 4	0	0	0	1,082	0.00	235.7
<i>Male, 2006</i>						
Quarter 1	0	0	0	1,144	0.00	231.1
Quarter 2	0	0	0	1,191	0.00	241.1
Quarter 3	0	0	0	1,243	0.00	273.0
Quarter 4	0	0	0	1,388	0.00	307.7
<i>Male, 2007</i>						
Quarter 1	0	0	0	8,353	0.00	1,785.1
Quarter 2	0	0	0	8,804	0.00	1,896.1
Quarter 3	0	0	0	9,035	0.00	1,971.7
Quarter 4	0	0	0	9,566	0.00	2,108.8
<i>Male, 2008</i>						
Quarter 1	0	0	0	11,143	0.00	2,384.2
Quarter 2	0	0	0	11,654	0.00	2,468.8
Quarter 3	0	0	0	11,924	0.00	2,565.2
Quarter 4	0	0	0	29,504	0.00	2,693.8



**Table 3. Summary of Loop Diuretic Users in the Sentinel Distributed Database (SDD) between January 1, 2000 and March 31, 2021, Cross-Stratified by Year-Quarter and Sex**

	New Users	New Episodes	Adjusted Dispensings	Eligible Members <sup>1</sup>	New Users per 10,000 Eligible Members <sup>1</sup>	Eligible Member-Years <sup>1</sup>
<i>Male, 2009</i>						
Quarter 1	0	0	0	29,922	0.00	6,365.0
Quarter 2	0	0	0	30,542	0.00	6,606.2
Quarter 3	0	0	0	31,119	0.00	6,786.5
Quarter 4	*****	*****	*****	*****	0.32	6,933.3
<i>Male, 2010</i>						
Quarter 1	0	0	0	31,170	0.00	6,672.9
Quarter 2	0	0	0	31,725	0.00	6,880.8
Quarter 3	0	0	0	32,201	0.00	7,039.9
Quarter 4	0	0	0	32,174	0.00	7,165.5
<i>Male, 2011</i>						
Quarter 1	0	0	0	32,114	0.00	6,924.6
Quarter 2	0	0	0	33,236	0.00	7,211.2
Quarter 3	0	0	0	33,997	0.00	7,455.7
Quarter 4	0	0	0	34,356	0.00	7,663.1
<i>Male, 2012</i>						
Quarter 1	0	0	0	34,271	0.00	7,374.1
Quarter 2	0	0	0	35,229	0.00	7,563.4
Quarter 3	0	0	0	35,947	0.00	7,776.4
Quarter 4	*****	*****	*****	*****	0.52	7,987.0
<i>Male, 2013</i>						
Quarter 1	*****	*****	*****	*****	1.09	7,906.4
Quarter 2	*****	*****	*****	*****	0.54	8,191.3
Quarter 3	*****	*****	*****	*****	0.26	8,445.9
Quarter 4	*****	*****	*****	*****	0.26	8,599.5
<i>Male, 2014</i>						
Quarter 1	*****	*****	*****	*****	0.23	9,608.3
Quarter 2	0	0	0	44,362	0.00	9,765.0
Quarter 3	*****	*****	*****	*****	0.22	9,974.1
Quarter 4	*****	*****	*****	*****	0.22	10,088.3
<i>Male, 2015</i>						
Quarter 1	*****	*****	*****	*****	0.21	10,395.3
Quarter 2	0	0	0	48,645	0.00	10,732.6
Quarter 3	*****	*****	*****	*****	0.20	11,039.6
Quarter 4	0	0	0	50,937	0.00	11,394.2
<i>Male, 2016</i>						
Quarter 1	0	0	0	53,041	0.00	11,659.4
Quarter 2	0	0	0	54,799	0.00	11,979.7
Quarter 3	*****	*****	*****	*****	0.18	12,346.8
Quarter 4	0	0	0	62,824	0.00	12,643.1

**Table 3. Summary of Loop Diuretic Users in the Sentinel Distributed Database (SDD) between January 1, 2000 and March 31, 2021, Cross-Stratified by Year-Quarter and Sex**

	New Users	New Episodes	Adjusted Dispensings	Eligible Members <sup>1</sup>	New Users per 10,000 Eligible Members <sup>1</sup>	Eligible Member-Years <sup>1</sup>
<i>Male, 2017</i>						
Quarter 1	*****	*****	*****	*****	0.17	12,686.1
Quarter 2	*****	*****	*****	*****	0.85	13,060.5
Quarter 3	*****	*****	*****	*****	0.33	13,414.1
Quarter 4	0	0	0	60,964	0.00	13,747.6
<i>Male, 2018</i>						
Quarter 1	*****	*****	*****	*****	0.32	13,676.4
Quarter 2	0	0	0	63,122	0.00	14,043.4
Quarter 3	0	0	0	64,182	0.00	14,333.1
Quarter 4	0	0	0	64,727	0.00	14,663.8
<i>Male, 2019</i>						
Quarter 1	0	0	0	64,674	0.00	14,342.1
Quarter 2	*****	*****	*****	*****	0.15	14,766.1
Quarter 3	*****	*****	*****	*****	0.15	15,184.7
Quarter 4	*****	*****	*****	*****	0.15	15,470.3
<i>Male, 2020</i>						
Quarter 1	*****	*****	*****	*****	0.71	12,638.9
Quarter 2	*****	*****	*****	*****	0.36	12,434.8
Quarter 3	*****	*****	*****	*****	0.53	12,358.7
Quarter 4	*****	*****	*****	*****	0.33	12,339.5
<i>Male, 2021</i>						
Quarter 1	*****	*****	*****	*****	0.37	5,950.9

<sup>1</sup>Eligible Members and Member-Years are reflective of the number of patients that met all cohort entry criteria on at least one day during the query period.

\*\*\*\*\*Data are not presented in these cells due to a small sample size or to assure a small cell cannot be recalculated through the cells presented. NaN describes a non-numeric value that could not be calculated.

Quarter 1 contains data from January 1-March 31. Quarter 2 contains data from April 1-June 30. Quarter 3 contains data from July 1-September 30. Quarter 4 contains data from October 1-December 31.

**Table 4. Summary of Loop Diuretic Users in the Sentinel Distributed Database (SDD) between January 1, 2000 and March 31, 2021, Cross-Stratified by Year-Quarter and Age (Years)**

	New Users	New Episodes	Adjusted Dispensings	Eligible Members <sup>1</sup>	New Users per 10,000 Eligible Members <sup>1</sup>	Eligible Member-Years <sup>1</sup>
<b>Prevalent Use</b>						
<i>Loop Diuretics</i>						
<i>18-44 years, 2000</i>						
Quarter 1	6,248	12,387	12,456	456,849	136.76	108,467.2
Quarter 2	6,688	13,397	13,491	454,893	147.02	108,619.3
Quarter 3	6,873	14,103	14,228	463,105	148.41	111,812.4
Quarter 4	6,482	13,449	13,568	471,188	137.57	114,549.1
<i>18-44 years, 2001</i>						
Quarter 1	6,736	13,696	13,838	480,191	140.28	113,752.3
Quarter 2	7,324	14,774	14,983	495,333	147.86	117,158.9
Quarter 3	7,428	15,144	15,406	508,096	146.19	122,960.4
Quarter 4	7,184	14,899	15,117	514,543	139.62	124,558.6
<i>18-44 years, 2002</i>						
Quarter 1	7,198	14,537	14,762	490,077	146.87	115,845.7
Quarter 2	7,933	16,105	16,370	495,009	160.26	116,058.9
Quarter 3	8,026	16,582	16,842	481,142	166.81	116,195.1
Quarter 4	7,516	15,615	15,884	479,994	156.59	108,366.9
<i>18-44 years, 2003</i>						
Quarter 1	7,372	15,359	15,639	433,690	169.98	100,985.4
Quarter 2	7,977	16,423	16,767	430,451	185.32	100,754.8
Quarter 3	8,208	16,964	17,322	436,512	188.04	103,072.5
Quarter 4	7,652	15,903	16,202	438,367	174.56	104,019.9
<i>18-44 years, 2004</i>						
Quarter 1	7,789	16,089	16,416	445,654	174.78	104,213.5
Quarter 2	8,306	17,180	17,513	448,560	185.17	105,079.8
Quarter 3	8,552	17,981	18,368	451,465	189.43	106,015.7
Quarter 4	8,175	17,526	17,892	450,392	181.51	106,133.9
<i>18-44 years, 2005</i>						
Quarter 1	7,971	16,641	16,961	441,767	180.43	102,218.1
Quarter 2	8,252	17,194	17,523	437,268	188.72	103,580.0
Quarter 3	7,445	13,457	13,675	440,779	168.91	100,450.5
Quarter 4	4,681	8,475	8,580	406,500	115.15	96,328.8
<i>18-44 years, 2006</i>						
Quarter 1	12,060	20,311	20,468	5,212,339	23.14	1,196,249.0
Quarter 2	13,034	22,041	22,207	5,230,707	24.92	1,212,292.3
Quarter 3	13,022	22,218	22,364	5,306,527	24.54	1,230,896.2
Quarter 4	11,574	20,106	20,248	5,420,487	21.35	1,277,733.4

**Table 4. Summary of Loop Diuretic Users in the Sentinel Distributed Database (SDD) between January 1, 2000 and March 31, 2021, Cross-Stratified by Year-Quarter and Age (Years)**

	<b>New Users</b>	<b>New Episodes</b>	<b>Adjusted Dispensings</b>	<b>Eligible Members<sup>1</sup></b>	<b>New Users per 10,000 Eligible Members<sup>1</sup></b>	<b>Eligible Member-Years<sup>1</sup></b>
<i>18-44 years, 2007</i>						
Quarter 1	13,787	23,295	23,454	6,216,322	22.18	1,422,953.9
Quarter 2	15,399	26,056	26,309	6,238,411	24.68	1,444,330.0
Quarter 3	15,344	26,246	26,481	6,292,353	24.39	1,458,612.3
Quarter 4	13,538	23,793	24,049	6,202,482	21.83	1,459,895.9
<i>18-44 years, 2008</i>						
Quarter 1	28,244	47,134	47,481	15,777,883	17.90	3,647,802.4
Quarter 2	31,734	52,237	52,630	15,739,772	20.16	3,644,718.1
Quarter 3	31,094	51,807	52,173	15,994,236	19.44	3,692,444.3
Quarter 4	27,269	46,139	46,435	15,543,656	17.54	3,675,011.2
<i>18-44 years, 2009</i>						
Quarter 1	27,158	44,610	44,922	15,420,193	17.61	3,544,191.6
Quarter 2	30,041	49,187	49,531	15,085,865	19.91	3,527,119.9
Quarter 3	28,690	47,684	48,004	15,139,449	18.95	3,517,370.4
Quarter 4	25,008	42,286	42,598	14,583,160	17.15	3,468,523.0
<i>18-44 years, 2010</i>						
Quarter 1	67,872	123,572	124,923	15,366,462	44.17	3,557,753.2
Quarter 2	73,492	134,118	135,645	15,260,984	48.16	3,571,011.7
Quarter 3	73,234	136,352	137,943	15,551,350	47.09	3,613,117.2
Quarter 4	67,085	127,443	128,905	15,102,755	44.42	3,597,385.1
<i>18-44 years, 2011</i>						
Quarter 1	67,542	124,151	125,586	14,838,088	45.52	3,438,273.5
Quarter 2	72,085	131,812	133,388	14,855,947	48.52	3,479,751.7
Quarter 3	71,593	132,297	133,874	15,119,338	47.35	3,518,001.4
Quarter 4	66,629	124,265	125,820	14,846,472	44.88	3,545,204.0
<i>18-44 years, 2012</i>						
Quarter 1	66,632	121,531	123,082	14,505,681	45.94	3,401,724.5
Quarter 2	69,327	126,692	128,296	14,477,038	47.89	3,394,660.0
Quarter 3	69,021	127,120	128,675	14,720,194	46.89	3,433,334.7
Quarter 4	64,514	120,941	122,520	14,415,481	44.75	3,439,207.6
<i>18-44 years, 2013</i>						
Quarter 1	65,438	118,913	120,467	16,030,728	40.82	3,736,407.9
Quarter 2	70,015	127,027	128,805	16,004,480	43.75	3,763,205.1
Quarter 3	69,638	128,225	129,929	16,329,922	42.64	3,833,136.6
Quarter 4	64,380	120,205	121,806	16,106,618	39.97	3,829,024.6
<i>18-44 years, 2014</i>						
Quarter 1	63,726	115,692	117,394	16,713,512	38.13	3,887,573.9
Quarter 2	68,855	124,228	126,044	16,908,994	40.72	3,959,700.6
Quarter 3	67,835	123,754	125,510	17,055,908	39.77	3,991,192.3
Quarter 4	62,792	115,834	117,474	16,767,937	37.45	3,979,986.1

**Table 4. Summary of Loop Diuretic Users in the Sentinel Distributed Database (SDD) between January 1, 2000 and March 31, 2021, Cross-Stratified by Year-Quarter and Age (Years)**

	New Users	New Episodes	Adjusted Dispensings	Eligible Members <sup>1</sup>	New Users per 10,000 Eligible Members <sup>1</sup>	Eligible Member-Years <sup>1</sup>
<i>18-44 years, 2015</i>						
Quarter 1	63,194	113,531	115,219	17,265,477	36.60	3,988,304.0
Quarter 2	68,154	122,441	124,335	17,298,659	39.40	4,053,767.5
Quarter 3	67,657	123,876	125,690	17,412,208	38.86	4,081,989.4
Quarter 4	63,427	117,822	119,470	17,229,397	36.81	4,083,077.8
<i>18-44 years, 2016</i>						
Quarter 1	64,045	115,739	117,477	17,836,523	35.91	4,176,844.4
Quarter 2	67,259	120,952	122,876	17,846,247	37.69	4,182,957.7
Quarter 3	67,288	122,083	123,988	18,033,884	37.31	4,224,106.8
Quarter 4	62,366	114,942	116,785	17,871,778	34.90	4,238,806.1
<i>18-44 years, 2017</i>						
Quarter 1	61,148	109,654	111,527	17,807,530	34.34	4,147,144.3
Quarter 2	64,298	115,006	116,963	17,771,139	36.18	4,170,729.9
Quarter 3	63,057	114,164	116,021	17,843,012	35.34	4,181,157.7
Quarter 4	58,656	107,349	109,164	17,497,613	33.52	4,157,738.2
<i>18-44 years, 2018</i>						
Quarter 1	57,096	101,093	102,870	17,180,864	33.23	4,003,977.8
Quarter 2	60,472	106,028	107,961	17,165,764	35.23	4,025,235.8
Quarter 3	59,185	104,592	106,538	17,342,950	34.13	4,058,791.3
Quarter 4	54,963	97,792	99,638	17,092,291	32.16	4,063,850.9
<i>18-44 years, 2019</i>						
Quarter 1	53,986	92,735	94,599	16,698,367	32.33	3,897,790.8
Quarter 2	56,927	96,814	98,658	16,687,092	34.11	3,918,574.4
Quarter 3	56,627	96,817	98,721	16,818,390	33.67	3,935,958.2
Quarter 4	52,364	90,157	92,105	16,472,162	31.79	3,924,011.7
<i>18-44 years, 2020</i>						
Quarter 1	49,481	83,180	85,053	15,942,511	31.04	3,756,060.9
Quarter 2	51,376	85,148	87,150	15,651,270	32.83	3,707,627.8
Quarter 3	52,060	86,997	89,052	15,616,937	33.34	3,676,557.5
Quarter 4	48,118	80,106	81,797	15,194,953	31.67	3,632,965.0
<i>18-44 years, 2021</i>						
Quarter 1	35,945	57,607	58,483	7,028,107	51.14	1,619,208.2
<i>45-64 years, 2000</i>						
Quarter 1	23,939	53,447	53,854	228,450	1,047.89	54,770.1
Quarter 2	25,309	57,813	58,376	228,772	1,106.30	55,090.6
Quarter 3	25,961	60,624	61,348	231,916	1,119.41	56,472.8
Quarter 4	25,598	60,136	60,923	235,157	1,088.55	57,510.5

**Table 4. Summary of Loop Diuretic Users in the Sentinel Distributed Database (SDD) between January 1, 2000 and March 31, 2021, Cross-Stratified by Year-Quarter and Age (Years)**

	<b>New Users</b>	<b>New Episodes</b>	<b>Adjusted Dispensings</b>	<b>Eligible Members<sup>1</sup></b>	<b>New Users per 10,000 Eligible Members<sup>1</sup></b>	<b>Eligible Member-Years<sup>1</sup></b>
<i>45-64 years, 2001</i>						
Quarter 1	26,366	60,567	61,398	240,034	1,098.43	57,148.3
Quarter 2	27,758	63,146	64,168	246,355	1,126.75	58,912.8
Quarter 3	28,034	65,014	66,016	252,180	1,111.67	61,335.5
Quarter 4	27,977	65,643	66,622	256,347	1,091.37	62,492.7
<i>45-64 years, 2002</i>						
Quarter 1	28,505	64,889	66,114	256,259	1,112.35	60,973.7
Quarter 2	30,301	69,990	71,416	261,292	1,159.66	62,391.7
Quarter 3	30,751	72,206	73,757	258,395	1,190.08	63,275.1
Quarter 4	30,196	71,247	72,640	257,625	1,172.09	61,219.2
<i>45-64 years, 2003</i>						
Quarter 1	29,985	69,533	71,039	243,800	1,229.90	58,154.4
Quarter 2	30,894	71,978	73,540	242,462	1,274.18	58,194.9
Quarter 3	31,414	73,896	75,553	243,847	1,288.27	59,251.6
Quarter 4	30,583	71,768	73,353	245,769	1,244.38	59,672.5
<i>45-64 years, 2004</i>						
Quarter 1	31,661	74,081	75,672	249,699	1,267.97	59,745.5
Quarter 2	32,937	76,920	78,664	250,250	1,316.16	60,168.0
Quarter 3	33,694	79,916	81,720	252,286	1,335.55	60,986.6
Quarter 4	32,931	79,401	81,233	251,787	1,307.89	61,145.8
<i>45-64 years, 2005</i>						
Quarter 1	32,881	77,534	79,354	250,787	1,311.11	59,521.2
Quarter 2	33,131	78,177	79,919	247,276	1,339.84	59,887.8
Quarter 3	30,671	59,552	60,648	245,924	1,247.17	53,392.3
Quarter 4	18,325	36,458	37,001	189,814	965.42	45,106.0
<i>45-64 years, 2006</i>						
Quarter 1	59,444	108,008	108,871	3,461,873	171.71	815,090.9
Quarter 2	61,628	113,456	114,427	3,492,227	176.47	831,420.8
Quarter 3	61,698	114,726	115,669	3,521,527	175.20	848,260.5
Quarter 4	59,666	111,656	112,596	3,672,813	162.45	888,502.1
<i>45-64 years, 2007</i>						
Quarter 1	81,210	149,424	150,695	4,371,819	185.76	1,025,358.8
Quarter 2	87,236	162,921	164,403	4,423,275	197.22	1,050,080.2
Quarter 3	86,189	163,392	164,911	4,440,980	194.08	1,066,084.3
Quarter 4	82,335	157,422	158,756	4,455,167	184.81	1,074,732.8
<i>45-64 years, 2008</i>						
Quarter 1	163,002	295,604	297,874	10,558,855	154.37	2,496,732.9
Quarter 2	172,810	312,534	314,974	10,603,726	162.97	2,512,371.8
Quarter 3	169,448	309,188	311,608	10,675,383	158.73	2,557,108.2
Quarter 4	159,984	293,497	295,852	10,651,197	150.20	2,567,566.7

**Table 4. Summary of Loop Diuretic Users in the Sentinel Distributed Database (SDD) between January 1, 2000 and March 31, 2021, Cross-Stratified by Year-Quarter and Age (Years)**

	<b>New Users</b>	<b>New Episodes</b>	<b>Adjusted Dispensings</b>	<b>Eligible Members<sup>1</sup></b>	<b>New Users per 10,000 Eligible Members<sup>1</sup></b>	<b>Eligible Member-Years<sup>1</sup></b>
<i>45-64 years, 2009</i>						
Quarter 1	156,802	278,553	280,926	10,689,766	146.68	2,501,785.0
Quarter 2	164,005	292,586	295,323	10,585,427	154.93	2,519,472.5
Quarter 3	160,910	290,069	292,682	10,546,430	152.57	2,533,591.1
Quarter 4	152,060	275,972	278,380	10,455,246	145.44	2,529,861.0
<i>45-64 years, 2010</i>						
Quarter 1	463,904	886,666	896,478	13,172,276	352.18	3,087,769.3
Quarter 2	486,595	945,494	957,128	13,140,219	370.31	3,120,818.9
Quarter 3	492,041	973,063	985,207	13,209,651	372.49	3,166,161.7
Quarter 4	477,289	953,384	964,691	13,147,247	363.03	3,174,257.0
<i>45-64 years, 2011</i>						
Quarter 1	478,526	923,060	934,589	12,968,193	369.00	3,043,849.0
Quarter 2	496,903	960,188	972,526	13,013,136	381.85	3,088,614.8
Quarter 3	500,462	974,682	987,196	13,087,078	382.41	3,131,016.4
Quarter 4	485,418	945,830	957,650	13,063,619	371.58	3,140,722.3
<i>45-64 years, 2012</i>						
Quarter 1	482,695	919,162	930,959	12,870,273	375.05	3,041,198.2
Quarter 2	493,760	939,616	952,018	12,843,379	384.45	3,040,161.8
Quarter 3	495,330	951,947	964,562	12,876,406	384.68	3,079,395.8
Quarter 4	482,032	934,689	947,000	12,816,240	376.11	3,083,950.1
<i>45-64 years, 2013</i>						
Quarter 1	498,703	931,121	943,820	14,292,485	348.93	3,358,780.6
Quarter 2	517,292	981,618	995,618	14,280,557	362.24	3,393,183.6
Quarter 3	521,133	1,006,413	1,020,607	14,431,852	361.10	3,463,264.3
Quarter 4	504,789	979,914	993,119	14,446,104	349.43	3,465,829.2
<i>45-64 years, 2014</i>						
Quarter 1	502,414	946,292	960,844	14,953,194	335.99	3,495,972.6
Quarter 2	523,485	988,908	1,004,070	15,082,014	347.09	3,562,554.6
Quarter 3	523,133	997,715	1,011,595	15,055,393	347.47	3,594,732.3
Quarter 4	508,199	971,561	985,030	14,970,596	339.46	3,581,073.2
<i>45-64 years, 2015</i>						
Quarter 1	509,671	944,244	957,902	15,359,134	331.84	3,568,615.3
Quarter 2	530,820	994,024	1,009,295	15,327,504	346.32	3,628,034.6
Quarter 3	534,241	1,018,346	1,033,868	15,325,913	348.59	3,661,815.3
Quarter 4	522,411	1,004,005	1,019,414	15,367,491	339.95	3,672,942.8
<i>45-64 years, 2016</i>						
Quarter 1	524,902	983,461	999,160	15,877,890	330.59	3,743,988.3
Quarter 2	539,113	1,010,505	1,026,924	15,870,182	339.70	3,752,978.5
Quarter 3	541,786	1,026,220	1,043,110	15,905,875	340.62	3,804,182.2
Quarter 4	528,568	1,003,311	1,019,925	15,951,362	331.36	3,813,210.3

**Table 4. Summary of Loop Diuretic Users in the Sentinel Distributed Database (SDD) between January 1, 2000 and March 31, 2021, Cross-Stratified by Year-Quarter and Age (Years)**

	<b>New Users</b>	<b>New Episodes</b>	<b>Adjusted Dispensings</b>	<b>Eligible Members<sup>1</sup></b>	<b>New Users per 10,000 Eligible Members<sup>1</sup></b>	<b>Eligible Member-Years<sup>1</sup></b>
<i>45-64 years, 2017</i>						
Quarter 1	515,412	951,907	968,474	15,768,983	326.85	3,694,070.0
Quarter 2	528,534	978,511	995,862	15,706,729	336.50	3,720,415.1
Quarter 3	525,321	983,340	1,001,450	15,658,456	335.49	3,731,400.0
Quarter 4	508,812	954,021	971,236	15,453,980	329.24	3,694,615.5
<i>45-64 years, 2018</i>						
Quarter 1	490,182	889,299	905,992	15,009,725	326.58	3,515,498.6
Quarter 2	503,334	910,241	928,104	14,944,103	336.81	3,531,350.8
Quarter 3	498,979	908,497	926,342	14,909,421	334.67	3,553,936.6
Quarter 4	483,054	876,407	893,294	14,806,608	326.24	3,540,503.2
<i>45-64 years, 2019</i>						
Quarter 1	470,816	822,510	839,391	14,539,738	323.81	3,400,575.4
Quarter 2	480,596	837,822	856,054	14,461,861	332.32	3,411,760.1
Quarter 3	479,798	837,765	856,324	14,415,296	332.84	3,427,670.7
Quarter 4	461,282	803,796	821,558	14,245,574	323.81	3,410,601.8
<i>45-64 years, 2020</i>						
Quarter 1	448,220	761,731	778,411	14,033,620	319.39	3,307,198.5
Quarter 2	455,405	764,202	782,203	13,832,030	329.24	3,274,117.4
Quarter 3	455,927	766,438	784,307	13,745,851	331.68	3,273,403.5
Quarter 4	432,825	722,411	738,002	13,499,912	320.61	3,238,002.7
<i>45-64 years, 2021</i>						
Quarter 1	325,429	523,844	532,038	7,869,855	413.51	1,754,365.6
<i>65-74 years, 2000</i>						
Quarter 1	12,922	29,431	29,637	69,314	1,864.27	16,343.3
Quarter 2	13,550	31,513	31,794	70,108	1,932.73	16,584.3
Quarter 3	13,860	32,652	33,051	71,126	1,948.65	17,030.1
Quarter 4	13,701	32,613	32,989	71,916	1,905.14	17,339.6
<i>65-74 years, 2001</i>						
Quarter 1	14,090	32,465	32,858	73,639	1,913.39	17,206.5
Quarter 2	14,762	33,437	33,925	74,634	1,977.92	17,681.8
Quarter 3	14,920	35,263	35,829	75,636	1,972.61	18,186.9
Quarter 4	14,871	35,773	36,390	76,227	1,950.88	18,387.5
<i>65-74 years, 2002</i>						
Quarter 1	15,172	35,135	35,728	76,712	1,977.79	17,999.5
Quarter 2	15,767	37,012	37,652	77,628	2,031.10	18,405.9
Quarter 3	16,011	38,293	39,025	78,780	2,032.37	18,916.1
Quarter 4	15,898	38,298	38,954	78,782	2,017.97	18,857.7



**Table 4. Summary of Loop Diuretic Users in the Sentinel Distributed Database (SDD) between January 1, 2000 and March 31, 2021, Cross-Stratified by Year-Quarter and Age (Years)**

	<b>New Users</b>	<b>New Episodes</b>	<b>Adjusted Dispensings</b>	<b>Eligible Members<sup>1</sup></b>	<b>New Users per 10,000 Eligible Members<sup>1</sup></b>	<b>Eligible Member-Years<sup>1</sup></b>
<i>65-74 years, 2003</i>						
Quarter 1	15,913	37,320	37,941	78,445	2,028.56	18,360.6
Quarter 2	16,242	38,009	38,632	77,246	2,102.63	18,067.5
Quarter 3	16,562	39,514	40,178	77,363	2,140.82	18,483.8
Quarter 4	16,353	38,676	39,329	77,535	2,109.11	18,558.9
<i>65-74 years, 2004</i>						
Quarter 1	16,909	40,064	40,738	78,059	2,166.18	18,431.0
Quarter 2	17,372	41,133	41,925	78,195	2,221.63	18,469.6
Quarter 3	17,574	42,405	43,221	78,219	2,246.77	18,578.0
Quarter 4	17,257	42,808	43,631	77,325	2,231.75	18,459.0
<i>65-74 years, 2005</i>						
Quarter 1	17,338	41,382	42,210	76,634	2,262.44	17,782.5
Quarter 2	17,289	41,471	42,319	74,808	2,311.12	17,761.4
Quarter 3	16,498	33,368	33,920	74,022	2,228.80	16,337.3
Quarter 4	11,133	22,937	23,191	61,055	1,823.44	14,585.2
<i>65-74 years, 2006</i>						
Quarter 1	25,774	45,268	45,595	471,419	546.73	107,536.2
Quarter 2	27,726	49,314	49,677	506,116	547.82	115,010.7
Quarter 3	27,494	50,278	50,624	499,041	550.94	120,289.4
Quarter 4	27,096	49,498	49,901	510,245	531.04	123,216.3
<i>65-74 years, 2007</i>						
Quarter 1	60,843	112,319	113,229	1,087,142	559.66	252,993.2
Quarter 2	64,480	121,863	122,850	1,098,987	586.72	263,326.6
Quarter 3	64,840	123,770	124,806	1,111,871	583.16	269,102.3
Quarter 4	63,708	121,209	122,210	1,119,510	569.07	271,701.7
<i>65-74 years, 2008</i>						
Quarter 1	96,219	172,471	173,877	1,809,548	531.73	426,409.6
Quarter 2	102,483	183,964	185,581	1,848,561	554.39	440,008.5
Quarter 3	103,401	187,421	188,986	1,876,351	551.07	452,421.8
Quarter 4	101,962	183,330	184,802	1,892,946	538.64	458,916.3
<i>65-74 years, 2009</i>						
Quarter 1	101,885	176,332	178,001	1,899,125	536.48	444,568.8
Quarter 2	105,091	183,479	185,259	1,880,804	558.76	451,266.9
Quarter 3	104,596	183,967	185,817	1,886,372	554.48	456,911.1
Quarter 4	101,830	177,928	179,668	1,878,341	542.13	456,655.7
<i>65-74 years, 2010</i>						
Quarter 1	675,033	1,231,389	1,243,494	8,479,961	796.03	2,013,719.2
Quarter 2	699,412	1,292,611	1,306,358	8,446,808	828.02	2,038,236.9
Quarter 3	701,329	1,313,213	1,327,462	8,512,712	823.86	2,073,292.2
Quarter 4	681,191	1,275,140	1,288,725	8,494,486	801.92	2,077,619.6

**Table 4. Summary of Loop Diuretic Users in the Sentinel Distributed Database (SDD) between January 1, 2000 and March 31, 2021, Cross-Stratified by Year-Quarter and Age (Years)**

	<b>New Users</b>	<b>New Episodes</b>	<b>Adjusted Dispensings</b>	<b>Eligible Members<sup>1</sup></b>	<b>New Users per 10,000 Eligible Members<sup>1</sup></b>	<b>Eligible Member-Years<sup>1</sup></b>
<i>65-74 years, 2011</i>						
Quarter 1	704,223	1,272,717	1,287,039	8,861,207	794.73	2,112,671.2
Quarter 2	724,698	1,312,420	1,327,781	8,873,707	816.68	2,142,215.6
Quarter 3	725,230	1,319,636	1,335,069	8,994,609	806.29	2,186,185.1
Quarter 4	710,831	1,283,260	1,297,957	9,090,841	781.92	2,212,017.9
<i>65-74 years, 2012</i>						
Quarter 1	737,286	1,300,394	1,316,339	9,571,455	770.30	2,299,502.4
Quarter 2	755,866	1,329,936	1,346,737	9,652,479	783.08	2,324,326.7
Quarter 3	755,081	1,338,626	1,355,278	9,794,590	770.92	2,381,417.2
Quarter 4	743,291	1,318,932	1,335,015	9,835,071	755.76	2,400,876.3
<i>65-74 years, 2013</i>						
Quarter 1	804,231	1,370,547	1,388,872	11,185,799	718.98	2,662,820.7
Quarter 2	835,406	1,451,539	1,471,311	11,274,649	740.96	2,717,094.1
Quarter 3	839,742	1,484,485	1,504,426	11,403,722	736.38	2,775,132.9
Quarter 4	821,821	1,449,579	1,468,938	11,445,324	718.04	2,795,308.8
<i>65-74 years, 2014</i>						
Quarter 1	828,922	1,429,138	1,451,262	11,935,333	694.51	2,843,196.2
Quarter 2	859,062	1,483,526	1,506,622	12,044,371	713.25	2,897,588.3
Quarter 3	858,141	1,493,656	1,514,580	12,168,524	705.21	2,956,956.4
Quarter 4	843,502	1,462,974	1,483,207	12,225,929	689.93	2,982,260.0
<i>65-74 years, 2015</i>						
Quarter 1	850,256	1,434,187	1,455,065	12,622,718	673.59	3,004,975.3
Quarter 2	879,838	1,500,262	1,523,296	12,678,569	693.96	3,054,984.9
Quarter 3	884,491	1,530,756	1,553,920	12,840,792	688.81	3,122,585.5
Quarter 4	870,898	1,505,565	1,528,455	12,910,116	674.59	3,150,400.3
<i>65-74 years, 2016</i>						
Quarter 1	881,337	1,497,533	1,521,973	13,267,834	664.27	3,195,275.9
Quarter 2	905,414	1,535,944	1,561,761	13,347,149	678.36	3,216,561.5
Quarter 3	908,024	1,551,511	1,577,222	13,519,255	671.65	3,287,841.7
Quarter 4	892,398	1,518,333	1,543,202	13,580,695	657.11	3,314,114.9
<i>65-74 years, 2017</i>						
Quarter 1	885,135	1,475,052	1,501,110	13,759,875	643.27	3,276,943.3
Quarter 2	908,879	1,518,813	1,546,355	13,805,783	658.33	3,327,434.6
Quarter 3	911,300	1,535,815	1,564,454	13,989,989	651.39	3,399,213.5
Quarter 4	893,576	1,498,438	1,525,090	14,018,706	637.42	3,413,640.9
<i>65-74 years, 2018</i>						
Quarter 1	877,786	1,436,420	1,463,685	14,137,335	620.90	3,363,047.9
Quarter 2	903,755	1,473,436	1,502,511	14,157,238	638.37	3,408,684.4
Quarter 3	899,280	1,472,118	1,500,687	14,314,975	628.21	3,477,104.1
Quarter 4	881,065	1,428,110	1,456,451	14,354,311	613.80	3,500,984.4

**Table 4. Summary of Loop Diuretic Users in the Sentinel Distributed Database (SDD) between January 1, 2000 and March 31, 2021, Cross-Stratified by Year-Quarter and Age (Years)**

	<b>New Users</b>	<b>New Episodes</b>	<b>Adjusted Dispensings</b>	<b>Eligible Members<sup>1</sup></b>	<b>New Users per 10,000 Eligible Members<sup>1</sup></b>	<b>Eligible Member-Years<sup>1</sup></b>
<i>65-74 years, 2019</i>						
Quarter 1	881,672	1,381,991	1,411,816	14,723,864	598.80	3,502,204.2
Quarter 2	909,190	1,420,748	1,452,683	14,789,248	614.76	3,561,384.4
Quarter 3	914,138	1,430,102	1,461,958	14,975,632	610.42	3,637,307.3
Quarter 4	897,495	1,393,861	1,424,295	15,015,787	597.70	3,670,215.1
<i>65-74 years, 2020</i>						
Quarter 1	910,899	1,390,845	1,420,721	15,445,878	589.74	3,711,976.8
Quarter 2	917,904	1,380,973	1,412,396	15,462,902	593.62	3,733,604.8
Quarter 3	930,650	1,402,397	1,434,681	15,661,029	594.25	3,807,171.8
Quarter 4	908,655	1,356,295	1,385,373	15,659,312	580.26	3,831,848.0
<i>65-74 years, 2021</i>						
Quarter 1	785,784	1,138,271	1,154,625	14,166,226	554.69	3,196,703.9
<i>75-84 years, 2000</i>						
Quarter 1	10,679	24,968	25,101	40,655	2,626.74	9,451.7
Quarter 2	10,926	25,789	25,946	40,746	2,681.49	9,527.3
Quarter 3	10,956	26,464	26,717	40,904	2,678.47	9,707.4
Quarter 4	10,769	26,091	26,363	40,913	2,632.17	9,720.2
<i>75-84 years, 2001</i>						
Quarter 1	10,892	25,329	25,609	41,223	2,642.21	9,495.7
Quarter 2	11,010	25,564	25,907	41,327	2,664.12	9,666.6
Quarter 3	11,258	27,067	27,416	41,703	2,699.57	9,876.4
Quarter 4	11,140	27,321	27,705	41,822	2,663.67	9,948.8
<i>75-84 years, 2002</i>						
Quarter 1	11,104	26,053	26,394	42,132	2,635.53	9,677.0
Quarter 2	11,459	27,228	27,628	42,299	2,709.05	9,877.5
Quarter 3	11,634	28,478	28,922	42,673	2,726.31	10,098.5
Quarter 4	11,481	28,412	28,807	42,686	2,689.64	10,142.6
<i>75-84 years, 2003</i>						
Quarter 1	11,504	27,384	27,788	42,850	2,684.71	9,869.5
Quarter 2	11,768	27,862	28,334	42,614	2,761.53	9,915.7
Quarter 3	11,944	29,037	29,504	42,773	2,792.42	10,091.5
Quarter 4	11,650	27,732	28,096	42,692	2,728.85	10,107.8
<i>75-84 years, 2004</i>						
Quarter 1	12,009	28,886	29,284	42,876	2,800.87	9,959.9
Quarter 2	12,230	29,318	29,781	42,399	2,884.50	9,904.6
Quarter 3	12,520	30,485	30,981	42,567	2,941.25	10,059.8
Quarter 4	12,421	31,410	31,873	42,639	2,913.06	10,085.5

**Table 4. Summary of Loop Diuretic Users in the Sentinel Distributed Database (SDD) between January 1, 2000 and March 31, 2021, Cross-Stratified by Year-Quarter and Age (Years)**

	New Users	New Episodes	Adjusted Dispensings	Eligible Members <sup>1</sup>	New Users per 10,000 Eligible Members <sup>1</sup>	Eligible Member-Years <sup>1</sup>
<i>75-84 years, 2005</i>						
Quarter 1	12,303	29,935	30,442	42,591	2,888.64	9,800.9
Quarter 2	12,227	29,451	29,890	41,895	2,918.49	9,872.0
Quarter 3	11,773	25,473	25,779	41,505	2,836.53	9,637.1
Quarter 4	9,542	20,457	20,610	38,616	2,471.00	9,264.3
<i>75-84 years, 2006</i>						
Quarter 1	25,906	46,456	46,722	244,908	1,057.78	55,986.0
Quarter 2	28,200	51,655	51,982	264,955	1,064.33	60,344.8
Quarter 3	28,170	52,976	53,304	260,009	1,083.42	63,290.9
Quarter 4	28,058	52,801	53,156	264,021	1,062.72	64,154.1
<i>75-84 years, 2007</i>						
Quarter 1	58,794	112,064	112,836	577,358	1,018.33	135,138.5
Quarter 2	61,601	119,811	120,727	579,709	1,062.62	139,698.1
Quarter 3	61,697	121,555	122,426	584,412	1,055.71	142,118.8
Quarter 4	60,970	119,264	120,139	586,591	1,039.40	143,049.3
<i>75-84 years, 2008</i>						
Quarter 1	92,389	170,639	172,029	921,265	1,002.85	219,590.8
Quarter 2	97,187	179,938	181,521	935,351	1,039.04	224,509.2
Quarter 3	97,001	181,331	182,831	938,851	1,033.19	228,716.7
Quarter 4	95,876	177,619	179,166	942,857	1,016.87	229,920.2
<i>75-84 years, 2009</i>						
Quarter 1	95,409	170,976	172,613	944,088	1,010.59	222,710.8
Quarter 2	97,381	176,252	177,904	936,646	1,039.68	225,863.4
Quarter 3	97,010	176,486	178,036	942,973	1,028.77	229,626.1
Quarter 4	95,924	172,950	174,532	945,949	1,014.05	230,621.4
<i>75-84 years, 2010</i>						
Quarter 1	748,739	1,422,143	1,434,569	5,413,252	1,383.16	1,284,465.6
Quarter 2	768,017	1,475,888	1,489,800	5,385,779	1,426.01	1,296,552.4
Quarter 3	765,489	1,491,799	1,506,187	5,402,453	1,416.93	1,314,334.3
Quarter 4	747,055	1,452,122	1,466,106	5,391,865	1,385.52	1,314,617.4
<i>75-84 years, 2011</i>						
Quarter 1	766,856	1,442,571	1,457,195	5,571,016	1,376.51	1,324,456.6
Quarter 2	780,538	1,470,622	1,486,143	5,550,302	1,406.30	1,338,092.3
Quarter 3	772,783	1,464,399	1,479,446	5,564,875	1,388.68	1,354,852.5
Quarter 4	752,992	1,414,567	1,429,522	5,563,016	1,353.57	1,356,166.6
<i>75-84 years, 2012</i>						
Quarter 1	776,173	1,425,729	1,441,877	5,787,045	1,341.23	1,391,624.5
Quarter 2	784,552	1,437,149	1,453,925	5,780,172	1,357.32	1,392,447.2
Quarter 3	778,558	1,434,302	1,450,471	5,815,721	1,338.71	1,414,549.9
Quarter 4	764,451	1,407,364	1,423,398	5,817,200	1,314.12	1,417,038.2

**Table 4. Summary of Loop Diuretic Users in the Sentinel Distributed Database (SDD) between January 1, 2000 and March 31, 2021, Cross-Stratified by Year-Quarter and Age (Years)**

	<b>New Users</b>	<b>New Episodes</b>	<b>Adjusted Dispensings</b>	<b>Eligible Members<sup>1</sup></b>	<b>New Users per 10,000 Eligible Members<sup>1</sup></b>	<b>Eligible Member-Years<sup>1</sup></b>
<i>75-84 years, 2013</i>						
Quarter 1	833,065	1,473,739	1,491,693	6,564,255	1,269.09	1,560,387.3
Quarter 2	857,819	1,564,422	1,583,952	6,586,542	1,302.38	1,584,829.7
Quarter 3	854,693	1,594,478	1,614,204	6,615,829	1,291.89	1,609,647.1
Quarter 4	839,782	1,557,202	1,576,708	6,629,134	1,266.80	1,615,718.4
<i>75-84 years, 2014</i>						
Quarter 1	843,902	1,533,348	1,557,038	6,795,938	1,241.77	1,617,264.4
Quarter 2	866,044	1,575,721	1,599,130	6,816,790	1,270.46	1,639,988.2
Quarter 3	858,938	1,576,705	1,597,555	6,840,199	1,255.72	1,662,267.4
Quarter 4	845,490	1,544,825	1,564,804	6,851,195	1,234.08	1,669,101.6
<i>75-84 years, 2015</i>						
Quarter 1	845,967	1,499,872	1,521,068	6,953,239	1,216.65	1,651,454.5
Quarter 2	867,481	1,553,660	1,576,248	6,957,170	1,246.89	1,672,435.5
Quarter 3	865,557	1,575,385	1,598,357	7,005,117	1,235.61	1,702,343.9
Quarter 4	854,492	1,551,277	1,573,630	7,031,608	1,215.22	1,712,621.5
<i>75-84 years, 2016</i>						
Quarter 1	863,671	1,543,932	1,568,116	7,144,844	1,208.80	1,718,678.7
Quarter 2	882,310	1,573,962	1,599,610	7,170,813	1,230.42	1,726,918.8
Quarter 3	882,826	1,583,811	1,609,205	7,250,256	1,217.65	1,763,634.7
Quarter 4	871,136	1,552,804	1,578,179	7,299,202	1,193.47	1,777,305.1
<i>75-84 years, 2017</i>						
Quarter 1	863,274	1,509,427	1,535,923	7,310,541	1,180.86	1,738,499.1
Quarter 2	881,834	1,546,232	1,574,659	7,338,761	1,201.61	1,767,975.5
Quarter 3	882,937	1,558,932	1,587,897	7,434,979	1,187.54	1,806,630.8
Quarter 4	875,572	1,535,296	1,563,401	7,529,451	1,162.86	1,829,362.3
<i>75-84 years, 2018</i>						
Quarter 1	866,719	1,481,678	1,510,681	7,568,298	1,145.20	1,797,942.8
Quarter 2	894,836	1,523,322	1,554,421	7,616,128	1,174.92	1,834,244.2
Quarter 3	891,475	1,519,838	1,550,565	7,710,696	1,156.15	1,875,951.2
Quarter 4	883,637	1,489,176	1,519,848	7,776,243	1,136.33	1,896,414.1
<i>75-84 years, 2019</i>						
Quarter 1	888,237	1,449,249	1,480,859	7,930,008	1,120.10	1,887,233.2
Quarter 2	912,692	1,482,956	1,517,270	7,962,084	1,146.30	1,919,522.7
Quarter 3	914,708	1,488,208	1,522,408	8,041,559	1,137.48	1,957,703.2
Quarter 4	902,027	1,451,095	1,484,432	8,087,295	1,115.36	1,974,330.2
<i>75-84 years, 2020</i>						
Quarter 1	914,256	1,448,481	1,480,910	8,257,714	1,107.15	1,984,134.1
Quarter 2	914,499	1,417,311	1,449,614	8,260,525	1,107.07	1,992,727.8
Quarter 3	917,749	1,418,180	1,451,511	8,322,192	1,102.77	2,025,869.3
Quarter 4	897,307	1,365,274	1,395,964	8,331,537	1,077.00	2,035,391.6

**Table 4. Summary of Loop Diuretic Users in the Sentinel Distributed Database (SDD) between January 1, 2000 and March 31, 2021, Cross-Stratified by Year-Quarter and Age (Years)**

	New Users	New Episodes	Adjusted Dispensings	Eligible Members <sup>1</sup>	New Users per 10,000 Eligible Members <sup>1</sup>	Eligible Member-Years <sup>1</sup>
<i>75-84 years, 2021</i>						
Quarter 1	787,454	1,163,362	1,181,334	7,638,718	1,030.87	1,720,512.2
<i>≥ 85 years, 2000</i>						
Quarter 1	7,624	18,549	18,599	23,417	3,255.75	5,381.6
Quarter 2	7,574	18,571	18,639	23,173	3,268.46	5,381.9
Quarter 3	7,602	18,850	18,986	23,223	3,273.48	5,471.5
Quarter 4	7,474	19,025	19,155	23,211	3,220.02	5,452.4
<i>≥ 85 years, 2001</i>						
Quarter 1	7,323	17,593	17,755	23,083	3,172.46	5,221.5
Quarter 2	7,370	17,581	17,781	22,792	3,233.59	5,280.7
Quarter 3	7,528	18,778	18,953	22,753	3,308.57	5,338.8
Quarter 4	7,384	18,918	19,121	22,695	3,253.58	5,328.2
<i>≥ 85 years, 2002</i>						
Quarter 1	7,277	17,647	17,881	22,676	3,209.12	5,150.6
Quarter 2	7,314	18,024	18,227	22,404	3,264.60	5,180.6
Quarter 3	7,339	18,712	18,938	22,515	3,259.60	5,279.3
Quarter 4	7,260	18,833	19,056	22,404	3,240.49	5,252.9
<i>≥ 85 years, 2003</i>						
Quarter 1	7,024	17,393	17,589	22,137	3,172.97	5,013.8
Quarter 2	7,150	17,333	17,537	21,751	3,287.21	5,022.8
Quarter 3	7,176	18,019	18,186	21,923	3,273.27	5,119.1
Quarter 4	7,005	17,175	17,370	21,827	3,209.33	5,093.9
<i>≥ 85 years, 2004</i>						
Quarter 1	7,036	17,592	17,786	21,609	3,256.05	4,912.0
Quarter 2	7,212	17,776	17,960	20,919	3,447.58	4,832.0
Quarter 3	7,309	18,148	18,337	20,920	3,493.79	4,889.5
Quarter 4	7,295	19,314	19,489	20,901	3,490.26	4,884.5
<i>≥ 85 years, 2005</i>						
Quarter 1	7,143	18,072	18,224	20,798	3,434.46	4,718.6
Quarter 2	7,022	17,162	17,346	20,345	3,451.46	4,732.0
Quarter 3	6,910	15,699	15,846	20,440	3,380.63	4,796.8
Quarter 4	6,299	14,300	14,400	20,245	3,111.39	4,805.2
<i>≥ 85 years, 2006</i>						
Quarter 1	15,590	30,012	30,221	84,617	1,842.42	19,166.1
Quarter 2	17,418	33,985	34,235	91,583	1,901.88	20,655.5
Quarter 3	17,585	36,080	36,352	89,926	1,955.50	21,741.2
Quarter 4	17,926	36,650	36,873	92,027	1,947.91	22,156.5

**Table 4. Summary of Loop Diuretic Users in the Sentinel Distributed Database (SDD) between January 1, 2000 and March 31, 2021, Cross-Stratified by Year-Quarter and Age (Years)**

	New Users	New Episodes	Adjusted Dispensings	Eligible Members <sup>1</sup>	New Users per 10,000 Eligible Members <sup>1</sup>	Eligible Member-Years <sup>1</sup>
<i>≥ 85 years, 2007</i>						
Quarter 1	32,838	66,705	67,186	183,043	1,794.00	42,686.7
Quarter 2	33,925	70,315	70,872	186,804	1,816.07	44,709.0
Quarter 3	34,131	71,746	72,255	189,050	1,805.40	45,650.5
Quarter 4	34,255	71,782	72,256	190,934	1,794.08	46,257.0
<i>≥ 85 years, 2008</i>						
Quarter 1	51,225	101,976	102,692	303,139	1,689.82	71,876.6
Quarter 2	53,291	106,304	107,068	308,473	1,727.57	73,614.8
Quarter 3	53,592	108,607	109,411	313,022	1,712.08	75,713.3
Quarter 4	54,147	108,588	109,441	317,304	1,706.47	76,887.1
<i>≥ 85 years, 2009</i>						
Quarter 1	54,046	104,898	105,810	320,318	1,687.26	75,186.1
Quarter 2	55,173	108,447	109,397	321,116	1,718.16	76,883.9
Quarter 3	55,714	110,632	111,552	326,334	1,707.27	79,101.0
Quarter 4	55,838	109,980	110,877	330,784	1,688.05	80,303.7
<i>≥ 85 years, 2010</i>						
Quarter 1	589,639	1,231,244	1,240,274	2,535,762	2,325.29	599,693.5
Quarter 2	598,519	1,268,938	1,279,121	2,528,742	2,366.86	606,658.4
Quarter 3	598,279	1,288,286	1,299,206	2,541,699	2,353.85	616,843.0
Quarter 4	590,937	1,269,855	1,280,880	2,546,698	2,320.40	618,542.3
<i>≥ 85 years, 2011</i>						
Quarter 1	605,161	1,257,500	1,268,803	2,623,694	2,306.52	620,869.2
Quarter 2	609,525	1,272,623	1,284,662	2,609,659	2,335.65	626,711.4
Quarter 3	603,452	1,274,769	1,286,882	2,622,217	2,301.30	636,578.4
Quarter 4	596,162	1,250,153	1,261,927	2,629,966	2,266.80	639,330.9
<i>≥ 85 years, 2012</i>						
Quarter 1	615,508	1,262,631	1,275,220	2,734,221	2,251.13	654,672.5
Quarter 2	617,782	1,266,042	1,278,844	2,730,907	2,262.19	655,651.7
Quarter 3	615,441	1,271,510	1,284,210	2,749,349	2,238.50	667,565.6
Quarter 4	610,628	1,261,515	1,274,237	2,757,338	2,214.56	670,050.6
<i>≥ 85 years, 2013</i>						
Quarter 1	662,876	1,324,190	1,338,717	3,077,885	2,153.67	727,868.8
Quarter 2	672,549	1,426,609	1,442,397	3,070,505	2,190.35	737,199.5
Quarter 3	672,270	1,480,208	1,496,183	3,084,828	2,179.28	749,773.3
Quarter 4	666,261	1,461,455	1,476,924	3,097,306	2,151.10	753,276.1
<i>≥ 85 years, 2014</i>						
Quarter 1	672,531	1,445,140	1,465,319	3,157,676	2,129.83	749,403.4
Quarter 2	680,093	1,466,055	1,484,971	3,155,951	2,154.95	757,950.7
Quarter 3	674,748	1,471,560	1,487,817	3,162,661	2,133.48	768,069.0
Quarter 4	669,737	1,454,287	1,470,155	3,168,803	2,113.53	769,695.0

**Table 4. Summary of Loop Diuretic Users in the Sentinel Distributed Database (SDD) between January 1, 2000 and March 31, 2021, Cross-Stratified by Year-Quarter and Age (Years)**

	New Users	New Episodes	Adjusted Dispensings	Eligible Members <sup>1</sup>	New Users per 10,000 Eligible Members <sup>1</sup>	Eligible Member-Years <sup>1</sup>
<i>≥ 85 years, 2015</i>						
Quarter 1	668,741	1,403,701	1,420,135	3,189,928	2,096.41	754,172.1
Quarter 2	674,652	1,438,591	1,455,799	3,167,298	2,130.06	759,407.8
Quarter 3	672,871	1,466,597	1,483,778	3,178,253	2,117.11	771,323.9
Quarter 4	666,227	1,452,123	1,470,129	3,184,520	2,092.08	774,245.9
<i>≥ 85 years, 2016</i>						
Quarter 1	674,269	1,447,726	1,466,795	3,224,705	2,090.95	773,666.2
Quarter 2	678,351	1,456,384	1,476,392	3,211,199	2,112.45	772,072.3
Quarter 3	674,803	1,460,207	1,479,815	3,222,734	2,093.88	783,700.4
Quarter 4	668,270	1,440,126	1,459,849	3,232,513	2,067.34	785,563.4
<i>≥ 85 years, 2017</i>						
Quarter 1	658,711	1,390,717	1,410,807	3,198,473	2,059.45	758,208.7
Quarter 2	661,153	1,406,317	1,427,598	3,174,446	2,082.74	763,411.6
Quarter 3	657,491	1,416,198	1,438,498	3,185,039	2,064.31	774,533.3
Quarter 4	650,425	1,394,927	1,416,303	3,190,638	2,038.54	776,206.6
<i>≥ 85 years, 2018</i>						
Quarter 1	641,505	1,335,145	1,356,522	3,162,636	2,028.39	749,422.3
Quarter 2	645,942	1,343,799	1,366,351	3,133,396	2,061.48	753,722.1
Quarter 3	637,926	1,332,457	1,355,096	3,135,738	2,034.37	763,053.9
Quarter 4	630,778	1,306,457	1,328,878	3,136,980	2,010.78	763,191.1
<i>≥ 85 years, 2019</i>						
Quarter 1	630,491	1,260,837	1,284,185	3,155,744	1,997.92	748,791.1
Quarter 2	637,181	1,268,923	1,293,628	3,140,708	2,028.78	754,519.7
Quarter 3	634,275	1,267,577	1,292,033	3,151,758	2,012.45	765,055.8
Quarter 4	627,690	1,241,812	1,266,086	3,161,502	1,985.42	768,682.2
<i>≥ 85 years, 2020</i>						
Quarter 1	635,079	1,230,147	1,254,303	3,201,149	1,983.91	765,973.3
Quarter 2	621,504	1,166,600	1,188,496	3,181,701	1,953.37	761,844.3
Quarter 3	615,074	1,145,543	1,167,477	3,173,265	1,938.30	769,013.8
Quarter 4	600,136	1,091,940	1,112,601	3,160,826	1,898.67	767,304.6
<i>≥ 85 years, 2021</i>						
Quarter 1	535,578	937,335	950,436	2,899,947	1,846.85	655,926.9
<b>Bumetanide</b>						
<i>18-44 years, 2000</i>						
Quarter 1	149	309	309	456,849	3.26	108,467.2
Quarter 2	181	370	370	454,893	3.98	108,619.3
Quarter 3	179	353	353	463,105	3.87	111,812.4
Quarter 4	181	372	372	471,188	3.84	114,549.1



**Table 4. Summary of Loop Diuretic Users in the Sentinel Distributed Database (SDD) between January 1, 2000 and March 31, 2021, Cross-Stratified by Year-Quarter and Age (Years)**

	New Users	New Episodes	Adjusted Dispensings	Eligible Members <sup>1</sup>	New Users per 10,000 Eligible Members <sup>1</sup>	Eligible Member-Years <sup>1</sup>
<i>18-44 years, 2001</i>						
Quarter 1	191	364	364	480,191	3.98	113,752.3
Quarter 2	200	393	393	495,333	4.04	117,158.9
Quarter 3	215	426	426	508,096	4.23	122,960.4
Quarter 4	193	397	397	514,543	3.75	124,558.6
<i>18-44 years, 2002</i>						
Quarter 1	239	462	462	490,077	4.88	115,845.7
Quarter 2	273	538	538	495,009	5.52	116,058.9
Quarter 3	262	575	575	481,142	5.45	116,195.1
Quarter 4	269	539	539	479,994	5.60	108,366.9
<i>18-44 years, 2003</i>						
Quarter 1	251	513	513	433,690	5.79	100,985.4
Quarter 2	282	568	568	430,451	6.55	100,754.8
Quarter 3	292	566	566	436,512	6.69	103,072.5
Quarter 4	282	537	537	438,367	6.43	104,019.9
<i>18-44 years, 2004</i>						
Quarter 1	274	544	544	445,654	6.15	104,213.5
Quarter 2	301	601	601	448,560	6.71	105,079.8
Quarter 3	310	638	638	451,465	6.87	106,015.7
Quarter 4	282	617	617	450,392	6.26	106,133.9
<i>18-44 years, 2005</i>						
Quarter 1	281	559	559	441,767	6.36	102,218.1
Quarter 2	281	578	578	437,268	6.43	103,580.0
Quarter 3	255	450	450	440,779	5.79	100,450.5
Quarter 4	149	264	264	406,500	3.67	96,328.8
<i>18-44 years, 2006</i>						
Quarter 1	516	861	861	5,212,339	0.99	1,196,249.0
Quarter 2	510	879	879	5,230,707	0.98	1,212,292.3
Quarter 3	505	834	834	5,306,527	0.95	1,230,896.2
Quarter 4	431	735	735	5,420,487	0.80	1,277,733.4
<i>18-44 years, 2007</i>						
Quarter 1	550	885	885	6,216,322	0.88	1,422,953.9
Quarter 2	598	997	997	6,238,411	0.96	1,444,330.0
Quarter 3	573	970	970	6,292,353	0.91	1,458,612.3
Quarter 4	530	915	915	6,202,482	0.85	1,459,895.9
<i>18-44 years, 2008</i>						
Quarter 1	1,204	1,996	1,996	15,777,883	0.76	3,647,802.4
Quarter 2	1,335	2,168	2,168	15,739,772	0.85	3,644,718.1
Quarter 3	1,299	2,138	2,138	15,994,236	0.81	3,692,444.3
Quarter 4	1,229	2,020	2,020	15,543,656	0.79	3,675,011.2

**Table 4. Summary of Loop Diuretic Users in the Sentinel Distributed Database (SDD) between January 1, 2000 and March 31, 2021, Cross-Stratified by Year-Quarter and Age (Years)**

	New Users	New Episodes	Adjusted Dispensings	Eligible Members <sup>1</sup>	New Users per 10,000 Eligible Members <sup>1</sup>	Eligible Member-Years <sup>1</sup>
<i>18-44 years, 2009</i>						
Quarter 1	1,180	1,974	1,974	15,420,193	0.77	3,544,191.6
Quarter 2	1,296	2,140	2,140	15,085,865	0.86	3,527,119.9
Quarter 3	1,228	2,064	2,064	15,139,449	0.81	3,517,370.4
Quarter 4	1,079	1,829	1,829	14,583,160	0.74	3,468,523.0
<i>18-44 years, 2010</i>						
Quarter 1	2,993	5,326	5,326	15,366,462	1.95	3,557,753.2
Quarter 2	3,191	5,669	5,669	15,260,984	2.09	3,571,011.7
Quarter 3	3,237	5,872	5,872	15,551,350	2.08	3,613,117.2
Quarter 4	3,131	5,778	5,778	15,102,755	2.07	3,597,385.1
<i>18-44 years, 2011</i>						
Quarter 1	3,187	5,725	5,725	14,838,088	2.15	3,438,273.5
Quarter 2	3,398	6,085	6,085	14,855,947	2.29	3,479,751.7
Quarter 3	3,334	6,110	6,110	15,119,338	2.21	3,518,001.4
Quarter 4	3,226	5,919	5,919	14,846,472	2.17	3,545,204.0
<i>18-44 years, 2012</i>						
Quarter 1	3,271	5,891	5,891	14,505,681	2.25	3,401,724.5
Quarter 2	3,385	6,112	6,112	14,477,038	2.34	3,394,660.0
Quarter 3	3,411	6,188	6,188	14,720,194	2.32	3,433,334.7
Quarter 4	3,285	6,056	6,056	14,415,481	2.28	3,439,207.6
<i>18-44 years, 2013</i>						
Quarter 1	3,432	6,060	6,060	16,030,728	2.14	3,736,407.9
Quarter 2	3,657	6,597	6,597	16,004,480	2.28	3,763,205.1
Quarter 3	3,655	6,586	6,586	16,329,922	2.24	3,833,136.6
Quarter 4	3,501	6,384	6,384	16,106,618	2.17	3,829,024.6
<i>18-44 years, 2014</i>						
Quarter 1	3,329	5,821	5,821	16,713,512	1.99	3,887,573.9
Quarter 2	3,170	5,372	5,372	16,908,994	1.87	3,959,700.6
Quarter 3	3,214	5,554	5,554	17,055,908	1.88	3,991,192.3
Quarter 4	3,102	5,536	5,536	16,767,937	1.85	3,979,986.1
<i>18-44 years, 2015</i>						
Quarter 1	3,250	5,575	5,575	17,265,477	1.88	3,988,304.0
Quarter 2	3,487	6,136	6,136	17,298,659	2.02	4,053,767.5
Quarter 3	3,602	6,378	6,378	17,412,208	2.07	4,081,989.4
Quarter 4	3,456	6,128	6,128	17,229,397	2.01	4,083,077.8
<i>18-44 years, 2016</i>						
Quarter 1	3,558	6,192	6,192	17,836,523	1.99	4,176,844.4
Quarter 2	3,818	6,729	6,729	17,846,247	2.14	4,182,957.7
Quarter 3	3,904	6,959	6,959	18,033,884	2.16	4,224,106.8
Quarter 4	3,703	6,715	6,715	17,871,778	2.07	4,238,806.1

**Table 4. Summary of Loop Diuretic Users in the Sentinel Distributed Database (SDD) between January 1, 2000 and March 31, 2021, Cross-Stratified by Year-Quarter and Age (Years)**

	New Users	New Episodes	Adjusted Dispensings	Eligible Members <sup>1</sup>	New Users per 10,000 Eligible Members <sup>1</sup>	Eligible Member-Years <sup>1</sup>
<i>18-44 years, 2017</i>						
Quarter 1	3,759	6,600	6,600	17,807,530	2.11	4,147,144.3
Quarter 2	3,895	7,011	7,011	17,771,139	2.19	4,170,729.9
Quarter 3	3,941	7,057	7,057	17,843,012	2.21	4,181,157.7
Quarter 4	3,815	6,894	6,894	17,497,613	2.18	4,157,738.2
<i>18-44 years, 2018</i>						
Quarter 1	3,738	6,607	6,607	17,180,864	2.18	4,003,977.8
Quarter 2	3,851	6,782	6,782	17,165,764	2.24	4,025,235.8
Quarter 3	3,862	6,772	6,772	17,342,950	2.23	4,058,791.3
Quarter 4	3,813	6,650	6,650	17,092,291	2.23	4,063,850.9
<i>18-44 years, 2019</i>						
Quarter 1	3,920	6,685	6,685	16,698,367	2.35	3,897,790.8
Quarter 2	4,027	6,851	6,851	16,687,092	2.41	3,918,574.4
Quarter 3	4,141	7,038	7,038	16,818,390	2.46	3,935,958.2
Quarter 4	4,018	6,853	6,853	16,472,162	2.44	3,924,011.7
<i>18-44 years, 2020</i>						
Quarter 1	3,842	6,351	6,351	15,942,511	2.41	3,756,060.9
Quarter 2	3,991	6,587	6,587	15,651,270	2.55	3,707,627.8
Quarter 3	4,076	6,738	6,738	15,616,937	2.61	3,676,557.5
Quarter 4	3,835	6,371	6,371	15,194,953	2.52	3,632,965.0
<i>18-44 years, 2021</i>						
Quarter 1	3,060	4,826	4,826	7,028,107	4.35	1,619,208.2
<i>45-64 years, 2000</i>						
Quarter 1	684	1,407	1,407	228,450	29.94	54,770.1
Quarter 2	771	1,598	1,598	228,772	33.70	55,090.6
Quarter 3	800	1,740	1,740	231,916	34.50	56,472.8
Quarter 4	805	1,793	1,793	235,157	34.23	57,510.5
<i>45-64 years, 2001</i>						
Quarter 1	841	1,829	1,829	240,034	35.04	57,148.3
Quarter 2	941	1,974	1,974	246,355	38.20	58,912.8
Quarter 3	933	2,034	2,034	252,180	37.00	61,335.5
Quarter 4	968	2,129	2,129	256,347	37.76	62,492.7
<i>45-64 years, 2002</i>						
Quarter 1	1,060	2,243	2,243	256,259	41.36	60,973.7
Quarter 2	1,239	2,650	2,650	261,292	47.42	62,391.7
Quarter 3	1,246	2,727	2,727	258,395	48.22	63,275.1
Quarter 4	1,231	2,784	2,784	257,625	47.78	61,219.2

**Table 4. Summary of Loop Diuretic Users in the Sentinel Distributed Database (SDD) between January 1, 2000 and March 31, 2021, Cross-Stratified by Year-Quarter and Age (Years)**

	New Users	New Episodes	Adjusted Dispensings	Eligible Members <sup>1</sup>	New Users per 10,000 Eligible Members <sup>1</sup>	Eligible Member-Years <sup>1</sup>
<i>45-64 years, 2003</i>						
Quarter 1	1,223	2,691	2,691	243,800	50.16	58,154.4
Quarter 2	1,310	2,870	2,870	242,462	54.03	58,194.9
Quarter 3	1,313	2,913	2,913	243,847	53.85	59,251.6
Quarter 4	1,250	2,816	2,816	245,769	50.86	59,672.5
<i>45-64 years, 2004</i>						
Quarter 1	1,319	2,967	2,967	249,699	52.82	59,745.5
Quarter 2	1,374	3,050	3,050	250,250	54.91	60,168.0
Quarter 3	1,417	3,184	3,184	252,286	56.17	60,986.6
Quarter 4	1,404	3,189	3,189	251,787	55.76	61,145.8
<i>45-64 years, 2005</i>						
Quarter 1	1,446	3,235	3,235	250,787	57.66	59,521.2
Quarter 2	1,401	3,163	3,163	247,276	56.66	59,887.8
Quarter 3	1,284	2,440	2,440	245,924	52.21	53,392.3
Quarter 4	786	1,524	1,524	189,814	41.41	45,106.0
<i>45-64 years, 2006</i>						
Quarter 1	2,768	4,981	4,981	3,461,873	8.00	815,090.9
Quarter 2	2,846	5,224	5,224	3,492,227	8.15	831,420.8
Quarter 3	2,829	5,261	5,261	3,521,527	8.03	848,260.5
Quarter 4	2,787	5,203	5,203	3,672,813	7.59	888,502.1
<i>45-64 years, 2007</i>						
Quarter 1	3,864	7,014	7,014	4,371,819	8.84	1,025,358.8
Quarter 2	4,100	7,610	7,610	4,423,275	9.27	1,050,080.2
Quarter 3	4,101	7,735	7,735	4,440,980	9.23	1,066,084.3
Quarter 4	3,903	7,293	7,293	4,455,167	8.76	1,074,732.8
<i>45-64 years, 2008</i>						
Quarter 1	7,547	13,464	13,464	10,558,855	7.15	2,496,732.9
Quarter 2	8,064	14,446	14,446	10,603,726	7.60	2,512,371.8
Quarter 3	8,023	14,472	14,472	10,675,383	7.52	2,557,108.2
Quarter 4	7,675	14,043	14,043	10,651,197	7.21	2,567,566.7
<i>45-64 years, 2009</i>						
Quarter 1	7,567	13,373	13,373	10,689,766	7.08	2,501,785.0
Quarter 2	7,922	14,037	14,037	10,585,427	7.48	2,519,472.5
Quarter 3	7,846	14,022	14,022	10,546,430	7.44	2,533,591.1
Quarter 4	7,463	13,322	13,322	10,455,246	7.14	2,529,861.0
<i>45-64 years, 2010</i>						
Quarter 1	21,864	40,699	40,699	13,172,276	16.60	3,087,769.3
Quarter 2	23,210	44,027	44,027	13,140,219	17.66	3,120,818.9
Quarter 3	23,898	46,057	46,057	13,209,651	18.09	3,166,161.7
Quarter 4	23,493	45,979	45,979	13,147,247	17.87	3,174,257.0

**Table 4. Summary of Loop Diuretic Users in the Sentinel Distributed Database (SDD) between January 1, 2000 and March 31, 2021, Cross-Stratified by Year-Quarter and Age (Years)**

	New Users	New Episodes	Adjusted Dispensings	Eligible Members <sup>1</sup>	New Users per 10,000 Eligible Members <sup>1</sup>	Eligible Member-Years <sup>1</sup>
<i>45-64 years, 2011</i>						
Quarter 1	23,767	44,857	44,857	12,968,193	18.33	3,043,849.0
Quarter 2	24,666	46,988	46,988	13,013,136	18.95	3,088,614.8
Quarter 3	24,824	47,484	47,484	13,087,078	18.97	3,131,016.4
Quarter 4	24,282	46,424	46,424	13,063,619	18.59	3,140,722.3
<i>45-64 years, 2012</i>						
Quarter 1	24,414	45,262	45,262	12,870,273	18.97	3,041,198.2
Quarter 2	25,206	46,866	46,866	12,843,379	19.63	3,040,161.8
Quarter 3	25,407	47,864	47,864	12,876,406	19.73	3,079,395.8
Quarter 4	24,859	47,279	47,279	12,816,240	19.40	3,083,950.1
<i>45-64 years, 2013</i>						
Quarter 1	26,281	47,744	47,744	14,292,485	18.39	3,358,780.6
Quarter 2	27,533	50,495	50,495	14,280,557	19.28	3,393,183.6
Quarter 3	28,137	52,359	52,359	14,431,852	19.50	3,463,264.3
Quarter 4	27,649	51,592	51,592	14,446,104	19.14	3,465,829.2
<i>45-64 years, 2014</i>						
Quarter 1	26,926	47,829	47,829	14,953,194	18.01	3,495,972.6
Quarter 2	24,584	43,118	43,118	15,082,014	16.30	3,562,554.6
Quarter 3	24,821	44,873	44,873	15,055,393	16.49	3,594,732.3
Quarter 4	24,849	45,334	45,334	14,970,596	16.60	3,581,073.2
<i>45-64 years, 2015</i>						
Quarter 1	25,474	44,866	44,866	15,359,134	16.59	3,568,615.3
Quarter 2	26,997	48,278	48,278	15,327,504	17.61	3,628,034.6
Quarter 3	27,865	50,904	50,904	15,325,913	18.18	3,661,815.3
Quarter 4	27,922	51,271	51,271	15,367,491	18.17	3,672,942.8
<i>45-64 years, 2016</i>						
Quarter 1	28,268	50,878	50,878	15,877,890	17.80	3,743,988.3
Quarter 2	29,789	53,966	53,966	15,870,182	18.77	3,752,978.5
Quarter 3	30,403	55,772	55,772	15,905,875	19.11	3,804,182.2
Quarter 4	30,186	55,594	55,594	15,951,362	18.92	3,813,210.3
<i>45-64 years, 2017</i>						
Quarter 1	30,017	53,428	53,428	15,768,983	19.04	3,694,070.0
Quarter 2	31,238	55,950	55,950	15,706,729	19.89	3,720,415.1
Quarter 3	31,650	57,295	57,295	15,658,456	20.21	3,731,400.0
Quarter 4	31,442	57,366	57,366	15,453,980	20.35	3,694,615.5
<i>45-64 years, 2018</i>						
Quarter 1	30,091	53,017	53,017	15,009,725	20.05	3,515,498.6
Quarter 2	31,023	54,487	54,487	14,944,103	20.76	3,531,350.8
Quarter 3	31,244	55,542	55,542	14,909,421	20.96	3,553,936.6
Quarter 4	30,955	55,102	55,102	14,806,608	20.91	3,540,503.2

**Table 4. Summary of Loop Diuretic Users in the Sentinel Distributed Database (SDD) between January 1, 2000 and March 31, 2021, Cross-Stratified by Year-Quarter and Age (Years)**

	New Users	New Episodes	Adjusted Dispensings	Eligible Members <sup>1</sup>	New Users per 10,000 Eligible Members <sup>1</sup>	Eligible Member-Years <sup>1</sup>
<i>45-64 years, 2019</i>						
Quarter 1	30,861	52,787	52,787	14,539,738	21.23	3,400,575.4
Quarter 2	32,114	55,227	55,227	14,461,861	22.21	3,411,760.1
Quarter 3	32,652	56,523	56,523	14,415,296	22.65	3,427,670.7
Quarter 4	32,390	55,690	55,690	14,245,574	22.74	3,410,601.8
<i>45-64 years, 2020</i>						
Quarter 1	31,840	54,200	54,200	14,033,620	22.69	3,307,198.5
Quarter 2	32,574	54,734	54,734	13,832,030	23.55	3,274,117.4
Quarter 3	32,721	55,093	55,093	13,745,851	23.80	3,273,403.5
Quarter 4	31,663	52,953	52,953	13,499,912	23.45	3,238,002.7
<i>45-64 years, 2021</i>						
Quarter 1	24,619	39,544	39,544	7,869,855	31.28	1,754,365.6
<i>65-74 years, 2000</i>						
Quarter 1	297	634	634	69,314	42.85	16,343.3
Quarter 2	365	757	757	70,108	52.06	16,584.3
Quarter 3	387	870	870	71,126	54.41	17,030.1
Quarter 4	408	936	936	71,916	56.73	17,339.6
<i>65-74 years, 2001</i>						
Quarter 1	452	993	993	73,639	61.38	17,206.5
Quarter 2	489	1,032	1,032	74,634	65.52	17,681.8
Quarter 3	525	1,169	1,169	75,636	69.41	18,186.9
Quarter 4	523	1,208	1,208	76,227	68.61	18,387.5
<i>65-74 years, 2002</i>						
Quarter 1	593	1,269	1,269	76,712	77.30	17,999.5
Quarter 2	624	1,376	1,376	77,628	80.38	18,405.9
Quarter 3	639	1,428	1,428	78,780	81.11	18,916.1
Quarter 4	632	1,433	1,433	78,782	80.22	18,857.7
<i>65-74 years, 2003</i>						
Quarter 1	611	1,376	1,376	78,445	77.89	18,360.6
Quarter 2	624	1,394	1,394	77,246	80.78	18,067.5
Quarter 3	656	1,457	1,457	77,363	84.80	18,483.8
Quarter 4	654	1,476	1,476	77,535	84.35	18,558.9
<i>65-74 years, 2004</i>						
Quarter 1	675	1,522	1,522	78,059	86.47	18,431.0
Quarter 2	732	1,639	1,639	78,195	93.61	18,469.6
Quarter 3	756	1,722	1,722	78,219	96.65	18,578.0
Quarter 4	746	1,773	1,773	77,325	96.48	18,459.0

**Table 4. Summary of Loop Diuretic Users in the Sentinel Distributed Database (SDD) between January 1, 2000 and March 31, 2021, Cross-Stratified by Year-Quarter and Age (Years)**

	New Users	New Episodes	Adjusted Dispensings	Eligible Members <sup>1</sup>	New Users per 10,000 Eligible Members <sup>1</sup>	Eligible Member-Years <sup>1</sup>
<i>65-74 years, 2005</i>						
Quarter 1	750	1,739	1,739	76,634	97.87	17,782.5
Quarter 2	763	1,746	1,746	74,808	101.99	17,761.4
Quarter 3	698	1,380	1,380	74,022	94.30	16,337.3
Quarter 4	485	978	978	61,055	79.44	14,585.2
<i>65-74 years, 2006</i>						
Quarter 1	1,158	2,019	2,019	471,419	24.56	107,536.2
Quarter 2	1,236	2,134	2,134	506,116	24.42	115,010.7
Quarter 3	1,226	2,231	2,231	499,041	24.57	120,289.4
Quarter 4	1,244	2,252	2,252	510,245	24.38	123,216.3
<i>65-74 years, 2007</i>						
Quarter 1	2,757	5,052	5,052	1,087,142	25.36	252,993.2
Quarter 2	2,999	5,577	5,577	1,098,987	27.29	263,326.6
Quarter 3	2,948	5,559	5,559	1,111,871	26.51	269,102.3
Quarter 4	2,981	5,648	5,648	1,119,510	26.63	271,701.7
<i>65-74 years, 2008</i>						
Quarter 1	4,466	7,893	7,893	1,809,548	24.68	426,409.6
Quarter 2	4,776	8,395	8,395	1,848,561	25.84	440,008.5
Quarter 3	4,821	8,577	8,577	1,876,351	25.69	452,421.8
Quarter 4	4,785	8,468	8,468	1,892,946	25.28	458,916.3
<i>65-74 years, 2009</i>						
Quarter 1	4,775	8,206	8,206	1,899,125	25.14	444,568.8
Quarter 2	4,961	8,589	8,589	1,880,804	26.38	451,266.9
Quarter 3	4,977	8,714	8,714	1,886,372	26.38	456,911.1
Quarter 4	5,002	8,670	8,670	1,878,341	26.63	456,655.7
<i>65-74 years, 2010</i>						
Quarter 1	32,306	57,806	57,806	8,479,961	38.10	2,013,719.2
Quarter 2	33,613	61,164	61,164	8,446,808	39.79	2,038,236.9
Quarter 3	34,324	62,982	62,982	8,512,712	40.32	2,073,292.2
Quarter 4	33,925	62,417	62,417	8,494,486	39.94	2,077,619.6
<i>65-74 years, 2011</i>						
Quarter 1	35,317	62,996	62,996	8,861,207	39.86	2,112,671.2
Quarter 2	36,373	64,906	64,906	8,873,707	40.99	2,142,215.6
Quarter 3	36,713	65,773	65,773	8,994,609	40.82	2,186,185.1
Quarter 4	36,413	64,934	64,934	9,090,841	40.05	2,212,017.9
<i>65-74 years, 2012</i>						
Quarter 1	38,302	66,625	66,625	9,571,455	40.02	2,299,502.4
Quarter 2	39,091	68,048	68,048	9,652,479	40.50	2,324,326.7
Quarter 3	39,371	69,298	69,298	9,794,590	40.20	2,381,417.2
Quarter 4	39,015	68,694	68,694	9,835,071	39.67	2,400,876.3

**Table 4. Summary of Loop Diuretic Users in the Sentinel Distributed Database (SDD) between January 1, 2000 and March 31, 2021, Cross-Stratified by Year-Quarter and Age (Years)**

	<b>New Users</b>	<b>New Episodes</b>	<b>Adjusted Dispensings</b>	<b>Eligible Members<sup>1</sup></b>	<b>New Users per 10,000 Eligible Members<sup>1</sup></b>	<b>Eligible Member-Years<sup>1</sup></b>
<i>65-74 years, 2013</i>						
Quarter 1	43,295	72,875	72,875	11,185,799	38.71	2,662,820.7
Quarter 2	45,350	77,003	77,003	11,274,649	40.22	2,717,094.1
Quarter 3	45,998	79,179	79,179	11,403,722	40.34	2,775,132.9
Quarter 4	45,850	78,395	78,395	11,445,324	40.06	2,795,308.8
<i>65-74 years, 2014</i>						
Quarter 1	44,670	73,936	73,936	11,935,333	37.43	2,843,196.2
Quarter 2	41,356	66,772	66,772	12,044,371	34.34	2,897,588.3
Quarter 3	41,318	67,946	67,946	12,168,524	33.95	2,956,956.4
Quarter 4	41,708	68,994	68,994	12,225,929	34.11	2,982,260.0
<i>65-74 years, 2015</i>						
Quarter 1	43,118	69,580	69,580	12,622,718	34.16	3,004,975.3
Quarter 2	45,178	73,773	73,773	12,678,569	35.63	3,054,984.9
Quarter 3	46,077	76,344	76,344	12,840,792	35.88	3,122,585.5
Quarter 4	46,443	77,370	77,370	12,910,116	35.97	3,150,400.3
<i>65-74 years, 2016</i>						
Quarter 1	47,490	78,310	78,310	13,267,834	35.79	3,195,275.9
Quarter 2	49,700	82,641	82,641	13,347,149	37.24	3,216,561.5
Quarter 3	50,206	84,383	84,383	13,519,255	37.14	3,287,841.7
Quarter 4	50,554	84,301	84,301	13,580,695	37.22	3,314,114.9
<i>65-74 years, 2017</i>						
Quarter 1	50,729	82,683	82,683	13,759,875	36.87	3,276,943.3
Quarter 2	52,708	87,006	87,006	13,805,783	38.18	3,327,434.6
Quarter 3	53,726	89,348	89,348	13,989,989	38.40	3,399,213.5
Quarter 4	53,297	88,668	88,668	14,018,706	38.02	3,413,640.9
<i>65-74 years, 2018</i>						
Quarter 1	52,057	84,965	84,965	14,137,335	36.82	3,363,047.9
Quarter 2	53,701	87,568	87,568	14,157,238	37.93	3,408,684.4
Quarter 3	53,914	88,609	88,609	14,314,975	37.66	3,477,104.1
Quarter 4	53,657	87,385	87,385	14,354,311	37.38	3,500,984.4
<i>65-74 years, 2019</i>						
Quarter 1	54,107	85,670	85,670	14,723,864	36.75	3,502,204.2
Quarter 2	56,435	90,011	90,011	14,789,248	38.16	3,561,384.4
Quarter 3	57,879	92,833	92,833	14,975,632	38.65	3,637,307.3
Quarter 4	57,758	92,010	92,010	15,015,787	38.46	3,670,215.1
<i>65-74 years, 2020</i>						
Quarter 1	59,346	93,490	93,490	15,445,878	38.42	3,711,976.8
Quarter 2	60,037	93,745	93,745	15,462,902	38.83	3,733,604.8
Quarter 3	60,763	94,627	94,627	15,661,029	38.80	3,807,171.8
Quarter 4	60,016	92,457	92,457	15,659,312	38.33	3,831,848.0



**Table 4. Summary of Loop Diuretic Users in the Sentinel Distributed Database (SDD) between January 1, 2000 and March 31, 2021, Cross-Stratified by Year-Quarter and Age (Years)**

	New Users	New Episodes	Adjusted Dispensings	Eligible Members <sup>1</sup>	New Users per 10,000 Eligible Members <sup>1</sup>	Eligible Member-Years <sup>1</sup>
<i>65-74 years, 2021</i>						
Quarter 1	52,655	78,407	78,407	14,166,226	37.17	3,196,703.9
<i>75-84 years, 2000</i>						
Quarter 1	223	467	467	40,655	54.85	9,451.7
Quarter 2	236	511	511	40,746	57.92	9,527.3
Quarter 3	273	618	618	40,904	66.74	9,707.4
Quarter 4	280	628	628	40,913	68.44	9,720.2
<i>75-84 years, 2001</i>						
Quarter 1	292	628	628	41,223	70.83	9,495.7
Quarter 2	336	722	722	41,327	81.30	9,666.6
Quarter 3	349	774	774	41,703	83.69	9,876.4
Quarter 4	344	785	785	41,822	82.25	9,948.8
<i>75-84 years, 2002</i>						
Quarter 1	376	820	820	42,132	89.24	9,677.0
Quarter 2	419	976	976	42,299	99.06	9,877.5
Quarter 3	471	1,077	1,077	42,673	110.37	10,098.5
Quarter 4	452	1,044	1,044	42,686	105.89	10,142.6
<i>75-84 years, 2003</i>						
Quarter 1	466	1,035	1,035	42,850	108.75	9,869.5
Quarter 2	472	1,049	1,049	42,614	110.76	9,915.7
Quarter 3	472	1,118	1,118	42,773	110.35	10,091.5
Quarter 4	443	1,010	1,010	42,692	103.77	10,107.8
<i>75-84 years, 2004</i>						
Quarter 1	481	1,100	1,100	42,876	112.18	9,959.9
Quarter 2	490	1,110	1,110	42,399	115.57	9,904.6
Quarter 3	503	1,155	1,155	42,567	118.17	10,059.8
Quarter 4	495	1,165	1,165	42,639	116.09	10,085.5
<i>75-84 years, 2005</i>						
Quarter 1	515	1,213	1,213	42,591	120.92	9,800.9
Quarter 2	493	1,114	1,114	41,895	117.68	9,872.0
Quarter 3	473	962	962	41,505	113.96	9,637.1
Quarter 4	393	775	775	38,616	101.77	9,264.3
<i>75-84 years, 2006</i>						
Quarter 1	1,115	1,955	1,955	244,908	45.53	55,986.0
Quarter 2	1,220	2,263	2,263	264,955	46.05	60,344.8
Quarter 3	1,195	2,201	2,201	260,009	45.96	63,290.9
Quarter 4	1,220	2,235	2,235	264,021	46.21	64,154.1

**Table 4. Summary of Loop Diuretic Users in the Sentinel Distributed Database (SDD) between January 1, 2000 and March 31, 2021, Cross-Stratified by Year-Quarter and Age (Years)**

	New Users	New Episodes	Adjusted Dispensings	Eligible Members <sup>1</sup>	New Users per 10,000 Eligible Members <sup>1</sup>	Eligible Member-Years <sup>1</sup>
<i>75-84 years, 2007</i>						
Quarter 1	2,464	4,643	4,643	577,358	42.68	135,138.5
Quarter 2	2,634	4,915	4,915	579,709	45.44	139,698.1
Quarter 3	2,631	5,046	5,046	584,412	45.02	142,118.8
Quarter 4	2,551	4,934	4,934	586,591	43.49	143,049.3
<i>75-84 years, 2008</i>						
Quarter 1	3,964	7,247	7,247	921,265	43.03	219,590.8
Quarter 2	4,221	7,672	7,672	935,351	45.13	224,509.2
Quarter 3	4,245	7,815	7,815	938,851	45.21	228,716.7
Quarter 4	4,213	7,730	7,730	942,857	44.68	229,920.2
<i>75-84 years, 2009</i>						
Quarter 1	4,241	7,489	7,489	944,088	44.92	222,710.8
Quarter 2	4,333	7,821	7,821	936,646	46.26	225,863.4
Quarter 3	4,396	7,885	7,885	942,973	46.62	229,626.1
Quarter 4	4,364	7,739	7,739	945,949	46.13	230,621.4
<i>75-84 years, 2010</i>						
Quarter 1	34,513	64,256	64,256	5,413,252	63.76	1,284,465.6
Quarter 2	35,694	67,284	67,284	5,385,779	66.27	1,296,552.4
Quarter 3	36,235	69,062	69,062	5,402,453	67.07	1,314,334.3
Quarter 4	35,646	68,483	68,483	5,391,865	66.11	1,314,617.4
<i>75-84 years, 2011</i>						
Quarter 1	36,927	68,687	68,687	5,571,016	66.28	1,324,456.6
Quarter 2	37,832	70,243	70,243	5,550,302	68.16	1,338,092.3
Quarter 3	37,699	70,561	70,561	5,564,875	67.74	1,354,852.5
Quarter 4	37,021	68,721	68,721	5,563,016	66.55	1,356,166.6
<i>75-84 years, 2012</i>						
Quarter 1	38,514	70,014	70,014	5,787,045	66.55	1,391,624.5
Quarter 2	38,959	70,406	70,406	5,780,172	67.40	1,392,447.2
Quarter 3	38,881	71,054	71,054	5,815,721	66.85	1,414,549.9
Quarter 4	38,357	69,960	69,960	5,817,200	65.94	1,417,038.2
<i>75-84 years, 2013</i>						
Quarter 1	42,973	74,597	74,597	6,564,255	65.47	1,560,387.3
Quarter 2	44,831	78,629	78,629	6,586,542	68.06	1,584,829.7
Quarter 3	44,971	79,695	79,695	6,615,829	67.97	1,609,647.1
Quarter 4	44,759	78,775	78,775	6,629,134	67.52	1,615,718.4
<i>75-84 years, 2014</i>						
Quarter 1	44,098	75,159	75,159	6,795,938	64.89	1,617,264.4
Quarter 2	39,224	64,813	64,813	6,816,790	57.54	1,639,988.2
Quarter 3	39,225	66,126	66,126	6,840,199	57.34	1,662,267.4
Quarter 4	39,594	66,978	66,978	6,851,195	57.79	1,669,101.6

**Table 4. Summary of Loop Diuretic Users in the Sentinel Distributed Database (SDD) between January 1, 2000 and March 31, 2021, Cross-Stratified by Year-Quarter and Age (Years)**

	New Users	New Episodes	Adjusted Dispensings	Eligible Members <sup>1</sup>	New Users per 10,000 Eligible Members <sup>1</sup>	Eligible Member-Years <sup>1</sup>
<i>75-84 years, 2015</i>						
Quarter 1	40,655	67,146	67,146	6,953,239	58.47	1,651,454.5
Quarter 2	42,319	70,660	70,660	6,957,170	60.83	1,672,435.5
Quarter 3	43,252	73,193	73,193	7,005,117	61.74	1,702,343.9
Quarter 4	43,459	73,516	73,516	7,031,608	61.81	1,712,621.5
<i>75-84 years, 2016</i>						
Quarter 1	45,366	76,134	76,134	7,144,844	63.49	1,718,678.7
Quarter 2	46,867	80,158	80,158	7,170,813	65.36	1,726,918.8
Quarter 3	47,591	82,242	82,242	7,250,256	65.64	1,763,634.7
Quarter 4	48,225	82,634	82,634	7,299,202	66.07	1,777,305.1
<i>75-84 years, 2017</i>						
Quarter 1	48,554	81,570	81,570	7,310,541	66.42	1,738,499.1
Quarter 2	50,508	85,342	85,342	7,338,761	68.82	1,767,975.5
Quarter 3	51,858	88,335	88,335	7,434,979	69.75	1,806,630.8
Quarter 4	52,254	88,788	88,788	7,529,451	69.40	1,829,362.3
<i>75-84 years, 2018</i>						
Quarter 1	51,388	85,720	85,720	7,568,298	67.90	1,797,942.8
Quarter 2	53,327	88,603	88,603	7,616,128	70.02	1,834,244.2
Quarter 3	53,832	90,068	90,068	7,710,696	69.81	1,875,951.2
Quarter 4	54,111	90,132	90,132	7,776,243	69.59	1,896,414.1
<i>75-84 years, 2019</i>						
Quarter 1	55,023	89,416	89,416	7,930,008	69.39	1,887,233.2
Quarter 2	57,521	93,751	93,751	7,962,084	72.24	1,919,522.7
Quarter 3	58,391	96,106	96,106	8,041,559	72.61	1,957,703.2
Quarter 4	58,724	95,929	95,929	8,087,295	72.61	1,974,330.2
<i>75-84 years, 2020</i>						
Quarter 1	60,394	97,857	97,857	8,257,714	73.14	1,984,134.1
Quarter 2	60,428	96,356	96,356	8,260,525	73.15	1,992,727.8
Quarter 3	60,896	96,360	96,360	8,322,192	73.17	2,025,869.3
Quarter 4	60,319	94,014	94,014	8,331,537	72.40	2,035,391.6
<i>75-84 years, 2021</i>						
Quarter 1	53,413	80,530	80,530	7,638,718	69.92	1,720,512.2
<i>≥ 85 years, 2000</i>						
Quarter 1	114	223	223	23,417	48.68	5,381.6
Quarter 2	107	238	238	23,173	46.17	5,381.9
Quarter 3	152	330	330	23,223	65.45	5,471.5
Quarter 4	147	341	341	23,211	63.33	5,452.4

**Table 4. Summary of Loop Diuretic Users in the Sentinel Distributed Database (SDD) between January 1, 2000 and March 31, 2021, Cross-Stratified by Year-Quarter and Age (Years)**

	New Users	New Episodes	Adjusted Dispensings	Eligible Members <sup>1</sup>	New Users per 10,000 Eligible Members <sup>1</sup>	Eligible Member-Years <sup>1</sup>
<i>≥ 85 years, 2001</i>						
Quarter 1	159	360	360	23,083	68.88	5,221.5
Quarter 2	184	390	390	22,792	80.73	5,280.7
Quarter 3	185	425	425	22,753	81.31	5,338.8
Quarter 4	196	464	464	22,695	86.36	5,328.2
<i>≥ 85 years, 2002</i>						
Quarter 1	216	483	483	22,676	95.25	5,150.6
Quarter 2	237	534	534	22,404	105.78	5,180.6
Quarter 3	237	569	569	22,515	105.26	5,279.3
Quarter 4	230	580	580	22,404	102.66	5,252.9
<i>≥ 85 years, 2003</i>						
Quarter 1	218	508	508	22,137	98.48	5,013.8
Quarter 2	244	555	555	21,751	112.18	5,022.8
Quarter 3	244	609	609	21,923	111.30	5,119.1
Quarter 4	244	575	575	21,827	111.79	5,093.9
<i>≥ 85 years, 2004</i>						
Quarter 1	252	592	592	21,609	116.62	4,912.0
Quarter 2	260	612	612	20,919	124.29	4,832.0
Quarter 3	255	588	588	20,920	121.89	4,889.5
Quarter 4	230	566	566	20,901	110.04	4,884.5
<i>≥ 85 years, 2005</i>						
Quarter 1	241	582	582	20,798	115.88	4,718.6
Quarter 2	235	546	546	20,345	115.51	4,732.0
Quarter 3	233	529	529	20,440	113.99	4,796.8
Quarter 4	211	462	462	20,245	104.22	4,805.2
<i>≥ 85 years, 2006</i>						
Quarter 1	602	1,148	1,148	84,617	71.14	19,166.1
Quarter 2	698	1,344	1,344	91,583	76.22	20,655.5
Quarter 3	697	1,399	1,399	89,926	77.51	21,741.2
Quarter 4	686	1,391	1,391	92,027	74.54	22,156.5
<i>≥ 85 years, 2007</i>						
Quarter 1	1,217	2,379	2,379	183,043	66.49	42,686.7
Quarter 2	1,277	2,516	2,516	186,804	68.36	44,709.0
Quarter 3	1,263	2,550	2,550	189,050	66.81	45,650.5
Quarter 4	1,303	2,608	2,608	190,934	68.24	46,257.0
<i>≥ 85 years, 2008</i>						
Quarter 1	1,942	3,743	3,743	303,139	64.06	71,876.6
Quarter 2	2,012	3,916	3,916	308,473	65.22	73,614.8
Quarter 3	2,085	4,085	4,085	313,022	66.61	75,713.3
Quarter 4	2,140	4,133	4,133	317,304	67.44	76,887.1

**Table 4. Summary of Loop Diuretic Users in the Sentinel Distributed Database (SDD) between January 1, 2000 and March 31, 2021, Cross-Stratified by Year-Quarter and Age (Years)**

	New Users	New Episodes	Adjusted Dispensings	Eligible Members <sup>1</sup>	New Users per 10,000 Eligible Members <sup>1</sup>	Eligible Member-Years <sup>1</sup>
<i>≥ 85 years, 2009</i>						
Quarter 1	2,114	3,993	3,993	320,318	66.00	75,186.1
Quarter 2	2,172	4,176	4,176	321,116	67.64	76,883.9
Quarter 3	2,222	4,315	4,315	326,334	68.09	79,101.0
Quarter 4	2,231	4,313	4,313	330,784	67.45	80,303.7
<i>≥ 85 years, 2010</i>						
Quarter 1	24,218	49,645	49,645	2,535,762	95.51	599,693.5
Quarter 2	24,911	51,683	51,683	2,528,742	98.51	606,658.4
Quarter 3	25,377	53,493	53,493	2,541,699	99.84	616,843.0
Quarter 4	25,563	54,074	54,074	2,546,698	100.38	618,542.3
<i>≥ 85 years, 2011</i>						
Quarter 1	26,435	54,228	54,228	2,623,694	100.75	620,869.2
Quarter 2	26,897	55,321	55,321	2,609,659	103.07	626,711.4
Quarter 3	26,964	56,223	56,223	2,622,217	102.83	636,578.4
Quarter 4	26,869	55,751	55,751	2,629,966	102.16	639,330.9
<i>≥ 85 years, 2012</i>						
Quarter 1	28,101	56,815	56,815	2,734,221	102.78	654,672.5
Quarter 2	28,470	57,535	57,535	2,730,907	104.25	655,651.7
Quarter 3	28,457	58,420	58,420	2,749,349	103.50	667,565.6
Quarter 4	28,316	57,923	57,923	2,757,338	102.69	670,050.6
<i>≥ 85 years, 2013</i>						
Quarter 1	31,527	61,259	61,259	3,077,885	102.43	727,868.8
Quarter 2	32,553	64,126	64,126	3,070,505	106.02	737,199.5
Quarter 3	32,829	65,717	65,717	3,084,828	106.42	749,773.3
Quarter 4	32,757	64,752	64,752	3,097,306	105.76	753,276.1
<i>≥ 85 years, 2014</i>						
Quarter 1	32,267	61,494	61,494	3,157,676	102.19	749,403.4
Quarter 2	27,343	49,750	49,750	3,155,951	86.64	757,950.7
Quarter 3	26,918	49,981	49,981	3,162,661	85.11	768,069.0
Quarter 4	27,308	50,985	50,985	3,168,803	86.18	769,695.0
<i>≥ 85 years, 2015</i>						
Quarter 1	28,082	51,171	51,171	3,189,928	88.03	754,172.1
Quarter 2	29,119	54,004	54,004	3,167,298	91.94	759,407.8
Quarter 3	29,874	56,551	56,551	3,178,253	94.00	771,323.9
Quarter 4	30,138	56,848	56,848	3,184,520	94.64	774,245.9
<i>≥ 85 years, 2016</i>						
Quarter 1	31,229	59,127	59,127	3,224,705	96.84	773,666.2
Quarter 2	32,026	61,774	61,774	3,211,199	99.73	772,072.3
Quarter 3	32,531	63,389	63,389	3,222,734	100.94	783,700.4
Quarter 4	33,129	63,877	63,877	3,232,513	102.49	785,563.4

**Table 4. Summary of Loop Diuretic Users in the Sentinel Distributed Database (SDD) between January 1, 2000 and March 31, 2021, Cross-Stratified by Year-Quarter and Age (Years)**

	New Users	New Episodes	Adjusted Dispensings	Eligible Members <sup>1</sup>	New Users per 10,000 Eligible Members <sup>1</sup>	Eligible Member-Years <sup>1</sup>
<i>≥ 85 years, 2017</i>						
Quarter 1	33,263	62,607	62,607	3,198,473	104.00	758,208.7
Quarter 2	33,999	65,022	65,022	3,174,446	107.10	763,411.6
Quarter 3	34,809	67,573	67,573	3,185,039	109.29	774,533.3
Quarter 4	34,665	67,383	67,383	3,190,638	108.65	776,206.6
<i>≥ 85 years, 2018</i>						
Quarter 1	34,402	65,109	65,109	3,162,636	108.78	749,422.3
Quarter 2	35,074	66,713	66,713	3,133,396	111.94	753,722.1
Quarter 3	35,188	67,904	67,904	3,135,738	112.22	763,053.9
Quarter 4	35,333	68,258	68,258	3,136,980	112.63	763,191.1
<i>≥ 85 years, 2019</i>						
Quarter 1	35,847	67,287	67,287	3,155,744	113.59	748,791.1
Quarter 2	37,106	70,017	70,017	3,140,708	118.15	754,519.7
Quarter 3	37,851	72,336	72,336	3,151,758	120.09	765,055.8
Quarter 4	38,167	72,949	72,949	3,161,502	120.72	768,682.2
<i>≥ 85 years, 2020</i>						
Quarter 1	39,179	73,776	73,776	3,201,149	122.39	765,973.3
Quarter 2	38,633	71,795	71,795	3,181,701	121.42	761,844.3
Quarter 3	38,511	71,087	71,087	3,173,265	121.36	769,013.8
Quarter 4	37,924	68,220	68,220	3,160,826	119.98	767,304.6
<i>≥ 85 years, 2021</i>						
Quarter 1	34,429	59,755	59,755	2,899,947	118.72	655,926.9
<b><i>Furosemide</i></b>						
<i>18-44 years, 2000</i>						
Quarter 1	6,076	11,977	11,977	456,849	133.00	108,467.2
Quarter 2	6,497	12,911	12,911	454,893	142.82	108,619.3
Quarter 3	6,673	13,597	13,597	463,105	144.09	111,812.4
Quarter 4	6,274	12,913	12,913	471,188	133.15	114,549.1
<i>18-44 years, 2001</i>						
Quarter 1	6,498	13,105	13,105	480,191	135.32	113,752.3
Quarter 2	7,069	14,075	14,075	495,333	142.71	117,158.9
Quarter 3	7,134	14,374	14,374	508,096	140.41	122,960.4
Quarter 4	6,910	14,149	14,149	514,543	134.29	124,558.6
<i>18-44 years, 2002</i>						
Quarter 1	6,851	13,700	13,700	490,077	139.79	115,845.7
Quarter 2	7,531	15,090	15,090	495,009	152.14	116,058.9
Quarter 3	7,635	15,552	15,552	481,142	158.68	116,195.1
Quarter 4	7,125	14,622	14,622	479,994	148.44	108,366.9

**Table 4. Summary of Loop Diuretic Users in the Sentinel Distributed Database (SDD) between January 1, 2000 and March 31, 2021, Cross-Stratified by Year-Quarter and Age (Years)**

	<b>New Users</b>	<b>New Episodes</b>	<b>Adjusted Dispensings</b>	<b>Eligible Members<sup>1</sup></b>	<b>New Users per 10,000 Eligible Members<sup>1</sup></b>	<b>Eligible Member-Years<sup>1</sup></b>
<i>18-44 years, 2003</i>						
Quarter 1	7,003	14,420	14,420	433,690	161.47	100,985.4
Quarter 2	7,564	15,327	15,327	430,451	175.72	100,754.8
Quarter 3	7,739	15,771	15,771	436,512	177.29	103,072.5
Quarter 4	7,226	14,826	14,826	438,367	164.84	104,019.9
<i>18-44 years, 2004</i>						
Quarter 1	7,355	15,007	15,007	445,654	165.04	104,213.5
Quarter 2	7,807	15,951	15,951	448,560	174.05	105,079.8
Quarter 3	8,024	16,669	16,669	451,465	177.73	106,015.7
Quarter 4	7,693	16,260	16,260	450,392	170.81	106,133.9
<i>18-44 years, 2005</i>						
Quarter 1	7,518	15,491	15,491	441,767	170.18	102,218.1
Quarter 2	7,803	16,024	16,024	437,268	178.45	103,580.0
Quarter 3	7,034	12,562	12,562	440,779	159.58	100,450.5
Quarter 4	4,420	7,949	7,949	406,500	108.73	96,328.8
<i>18-44 years, 2006</i>						
Quarter 1	10,994	18,411	18,411	5,212,339	21.09	1,196,249.0
Quarter 2	11,939	20,045	20,045	5,230,707	22.82	1,212,292.3
Quarter 3	11,918	20,246	20,246	5,306,527	22.46	1,230,896.2
Quarter 4	10,603	18,295	18,295	5,420,487	19.56	1,277,733.4
<i>18-44 years, 2007</i>						
Quarter 1	12,621	21,267	21,267	6,216,322	20.30	1,422,953.9
Quarter 2	14,177	23,795	23,795	6,238,411	22.73	1,444,330.0
Quarter 3	14,153	23,982	23,982	6,292,353	22.49	1,458,612.3
Quarter 4	12,433	21,662	21,662	6,202,482	20.05	1,459,895.9
<i>18-44 years, 2008</i>						
Quarter 1	25,725	42,626	42,626	15,777,883	16.30	3,647,802.4
Quarter 2	29,032	47,357	47,357	15,739,772	18.44	3,644,718.1
Quarter 3	28,508	47,032	47,032	15,994,236	17.82	3,692,444.3
Quarter 4	24,843	41,723	41,723	15,543,656	15.98	3,675,011.2
<i>18-44 years, 2009</i>						
Quarter 1	24,799	40,283	40,283	15,420,193	16.08	3,544,191.6
Quarter 2	27,568	44,655	44,655	15,085,865	18.27	3,527,119.9
Quarter 3	26,272	43,192	43,192	15,139,449	17.35	3,517,370.4
Quarter 4	22,843	38,228	38,228	14,583,160	15.66	3,468,523.0
<i>18-44 years, 2010</i>						
Quarter 1	62,588	113,036	113,036	15,366,462	40.73	3,557,753.2
Quarter 2	67,933	122,806	122,806	15,260,984	44.51	3,571,011.7
Quarter 3	67,641	124,765	124,765	15,551,350	43.50	3,613,117.2
Quarter 4	61,746	116,282	116,282	15,102,755	40.88	3,597,385.1

**Table 4. Summary of Loop Diuretic Users in the Sentinel Distributed Database (SDD) between January 1, 2000 and March 31, 2021, Cross-Stratified by Year-Quarter and Age (Years)**

	New Users	New Episodes	Adjusted Dispensings	Eligible Members <sup>1</sup>	New Users per 10,000 Eligible Members <sup>1</sup>	Eligible Member-Years <sup>1</sup>
<i>18-44 years, 2011</i>						
Quarter 1	62,191	113,240	113,240	14,838,088	41.91	3,438,273.5
Quarter 2	66,543	120,410	120,410	14,855,947	44.79	3,479,751.7
Quarter 3	66,052	120,917	120,917	15,119,338	43.69	3,518,001.4
Quarter 4	61,296	113,243	113,243	14,846,472	41.29	3,545,204.0
<i>18-44 years, 2012</i>						
Quarter 1	61,233	110,602	110,602	14,505,681	42.21	3,401,724.5
Quarter 2	63,761	115,352	115,352	14,477,038	44.04	3,394,660.0
Quarter 3	63,439	115,725	115,725	14,720,194	43.10	3,433,334.7
Quarter 4	59,185	109,865	109,865	14,415,481	41.06	3,439,207.6
<i>18-44 years, 2013</i>						
Quarter 1	59,856	107,807	107,807	16,030,728	37.34	3,736,407.9
Quarter 2	64,209	115,167	115,167	16,004,480	40.12	3,763,205.1
Quarter 3	63,738	116,246	116,246	16,329,922	39.03	3,833,136.6
Quarter 4	58,703	108,571	108,571	16,106,618	36.45	3,829,024.6
<i>18-44 years, 2014</i>						
Quarter 1	58,296	104,761	104,761	16,713,512	34.88	3,887,573.9
Quarter 2	63,409	113,203	113,203	16,908,994	37.50	3,959,700.6
Quarter 3	62,257	112,549	112,549	17,055,908	36.50	3,991,192.3
Quarter 4	57,392	104,788	104,788	16,767,937	34.23	3,979,986.1
<i>18-44 years, 2015</i>						
Quarter 1	57,606	102,522	102,522	17,265,477	33.36	3,988,304.0
Quarter 2	62,261	110,318	110,318	17,298,659	35.99	4,053,767.5
Quarter 3	61,580	111,418	111,418	17,412,208	35.37	4,081,989.4
Quarter 4	57,458	105,536	105,536	17,229,397	33.35	4,083,077.8
<i>18-44 years, 2016</i>						
Quarter 1	57,879	103,412	103,412	17,836,523	32.45	4,176,844.4
Quarter 2	60,759	107,838	107,838	17,846,247	34.05	4,182,957.7
Quarter 3	60,693	108,668	108,668	18,033,884	33.65	4,224,106.8
Quarter 4	56,031	101,850	101,850	17,871,778	31.35	4,238,806.1
<i>18-44 years, 2017</i>						
Quarter 1	54,659	96,790	96,790	17,807,530	30.69	4,147,144.3
Quarter 2	57,645	101,457	101,457	17,771,139	32.44	4,170,729.9
Quarter 3	56,324	100,433	100,433	17,843,012	31.57	4,181,157.7
Quarter 4	52,083	93,949	93,949	17,497,613	29.77	4,157,738.2
<i>18-44 years, 2018</i>						
Quarter 1	50,572	88,342	88,342	17,180,864	29.44	4,003,977.8
Quarter 2	53,670	92,685	92,685	17,165,764	31.27	4,025,235.8
Quarter 3	52,456	91,347	91,347	17,342,950	30.25	4,058,791.3
Quarter 4	48,290	84,784	84,784	17,092,291	28.25	4,063,850.9



**Table 4. Summary of Loop Diuretic Users in the Sentinel Distributed Database (SDD) between January 1, 2000 and March 31, 2021, Cross-Stratified by Year-Quarter and Age (Years)**

	New Users	New Episodes	Adjusted Dispensings	Eligible Members <sup>1</sup>	New Users per 10,000 Eligible Members <sup>1</sup>	Eligible Member-Years <sup>1</sup>
<i>18-44 years, 2019</i>						
Quarter 1	47,168	79,845	79,845	16,698,367	28.25	3,897,790.8
Quarter 2	49,934	83,594	83,594	16,687,092	29.92	3,918,574.4
Quarter 3	49,539	83,333	83,333	16,818,390	29.46	3,935,958.2
Quarter 4	45,337	76,768	76,768	16,472,162	27.52	3,924,011.7
<i>18-44 years, 2020</i>						
Quarter 1	42,624	70,498	70,498	15,942,511	26.74	3,756,060.9
Quarter 2	44,253	72,077	72,077	15,651,270	28.27	3,707,627.8
Quarter 3	44,733	73,572	73,572	15,616,937	28.64	3,676,557.5
Quarter 4	40,968	67,150	67,150	15,194,953	26.96	3,632,965.0
<i>18-44 years, 2021</i>						
Quarter 1	30,183	47,701	47,701	7,028,107	42.95	1,619,208.2
<i>45-64 years, 2000</i>						
Quarter 1	23,211	51,622	51,622	228,450	1,016.02	54,770.1
Quarter 2	24,530	55,671	55,671	228,772	1,072.25	55,090.6
Quarter 3	25,064	58,071	58,071	231,916	1,080.74	56,472.8
Quarter 4	24,602	57,322	57,322	235,157	1,046.19	57,510.5
<i>45-64 years, 2001</i>						
Quarter 1	25,260	57,452	57,452	240,034	1,052.35	57,148.3
Quarter 2	26,475	59,521	59,521	246,355	1,074.67	58,912.8
Quarter 3	26,696	61,173	61,173	252,180	1,058.61	61,335.5
Quarter 4	26,538	61,697	61,697	256,347	1,035.24	62,492.7
<i>45-64 years, 2002</i>						
Quarter 1	26,993	60,639	60,639	256,259	1,053.35	60,973.7
Quarter 2	28,532	64,976	64,976	261,292	1,091.96	62,391.7
Quarter 3	28,944	67,054	67,054	258,395	1,120.15	63,275.1
Quarter 4	28,365	65,973	65,973	257,625	1,101.02	61,219.2
<i>45-64 years, 2003</i>						
Quarter 1	28,140	64,327	64,327	243,800	1,154.22	58,154.4
Quarter 2	28,961	66,505	66,505	242,462	1,194.46	58,194.9
Quarter 3	29,438	68,223	68,223	243,847	1,207.23	59,251.6
Quarter 4	28,591	66,126	66,126	245,769	1,163.33	59,672.5
<i>45-64 years, 2004</i>						
Quarter 1	29,583	68,292	68,292	249,699	1,184.75	59,745.5
Quarter 2	30,773	70,785	70,785	250,250	1,229.69	60,168.0
Quarter 3	31,418	73,412	73,412	252,286	1,245.33	60,986.6
Quarter 4	30,658	72,912	72,912	251,787	1,217.62	61,145.8

**Table 4. Summary of Loop Diuretic Users in the Sentinel Distributed Database (SDD) between January 1, 2000 and March 31, 2021, Cross-Stratified by Year-Quarter and Age (Years)**

	New Users	New Episodes	Adjusted Dispensings	Eligible Members <sup>1</sup>	New Users per 10,000 Eligible Members <sup>1</sup>	Eligible Member-Years <sup>1</sup>
<i>45-64 years, 2005</i>						
Quarter 1	30,608	71,071	71,071	250,787	1,220.48	59,521.2
Quarter 2	30,883	71,744	71,744	247,276	1,248.93	59,887.8
Quarter 3	28,518	54,531	54,531	245,924	1,159.63	53,392.3
Quarter 4	16,992	33,375	33,375	189,814	895.19	45,106.0
<i>45-64 years, 2006</i>						
Quarter 1	53,397	96,411	96,411	3,461,873	154.24	815,090.9
Quarter 2	55,477	101,432	101,432	3,492,227	158.86	831,420.8
Quarter 3	55,591	102,680	102,680	3,521,527	157.86	848,260.5
Quarter 4	53,782	99,984	99,984	3,672,813	146.43	888,502.1
<i>45-64 years, 2007</i>						
Quarter 1	73,348	134,143	134,143	4,371,819	167.77	1,025,358.8
Quarter 2	79,005	146,436	146,436	4,423,275	178.61	1,050,080.2
Quarter 3	77,975	146,834	146,834	4,440,980	175.58	1,066,084.3
Quarter 4	74,473	141,618	141,618	4,455,167	167.16	1,074,732.8
<i>45-64 years, 2008</i>						
Quarter 1	147,079	265,300	265,300	10,558,855	139.29	2,496,732.9
Quarter 2	156,164	280,422	280,422	10,603,726	147.27	2,512,371.8
Quarter 3	152,990	277,331	277,331	10,675,383	143.31	2,557,108.2
Quarter 4	144,311	262,749	262,749	10,651,197	135.49	2,567,566.7
<i>45-64 years, 2009</i>						
Quarter 1	141,485	249,492	249,492	10,689,766	132.36	2,501,785.0
Quarter 2	148,209	262,254	262,254	10,585,427	140.01	2,519,472.5
Quarter 3	145,319	259,867	259,867	10,546,430	137.79	2,533,591.1
Quarter 4	137,205	247,210	247,210	10,455,246	131.23	2,529,861.0
<i>45-64 years, 2010</i>						
Quarter 1	424,881	806,518	806,518	13,172,276	322.56	3,087,769.3
Quarter 2	446,105	859,608	859,608	13,140,219	339.50	3,120,818.9
Quarter 3	450,869	884,161	884,161	13,209,651	341.32	3,166,161.7
Quarter 4	436,675	865,398	865,398	13,147,247	332.14	3,174,257.0
<i>45-64 years, 2011</i>						
Quarter 1	438,109	838,126	838,126	12,968,193	337.83	3,043,849.0
Quarter 2	455,456	871,950	871,950	13,013,136	350.00	3,088,614.8
Quarter 3	458,778	885,459	885,459	13,087,078	350.56	3,131,016.4
Quarter 4	444,458	858,860	858,860	13,063,619	340.23	3,140,722.3
<i>45-64 years, 2012</i>						
Quarter 1	442,048	834,722	834,722	12,870,273	343.46	3,041,198.2
Quarter 2	452,255	852,929	852,929	12,843,379	352.13	3,040,161.8
Quarter 3	453,430	863,542	863,542	12,876,406	352.14	3,079,395.8
Quarter 4	440,747	847,068	847,068	12,816,240	343.90	3,083,950.1

**Table 4. Summary of Loop Diuretic Users in the Sentinel Distributed Database (SDD) between January 1, 2000 and March 31, 2021, Cross-Stratified by Year-Quarter and Age (Years)**

	New Users	New Episodes	Adjusted Dispensings	Eligible Members <sup>1</sup>	New Users per 10,000 Eligible Members <sup>1</sup>	Eligible Member-Years <sup>1</sup>
<i>45-64 years, 2013</i>						
Quarter 1	455,052	842,658	842,658	14,292,485	318.39	3,358,780.6
Quarter 2	472,145	888,297	888,297	14,280,557	330.62	3,393,183.6
Quarter 3	475,190	910,547	910,547	14,431,852	329.26	3,463,264.3
Quarter 4	459,270	885,345	885,345	14,446,104	317.92	3,465,829.2
<i>45-64 years, 2014</i>						
Quarter 1	458,599	856,472	856,472	14,953,194	306.69	3,495,972.6
Quarter 2	480,465	900,055	900,055	15,082,014	318.57	3,562,554.6
Quarter 3	478,934	906,478	906,478	15,055,393	318.11	3,594,732.3
Quarter 4	463,996	880,535	880,535	14,970,596	309.94	3,581,073.2
<i>45-64 years, 2015</i>						
Quarter 1	465,133	855,062	855,062	15,359,134	302.84	3,568,615.3
Quarter 2	484,447	899,410	899,410	15,327,504	316.06	3,628,034.6
Quarter 3	486,495	919,485	919,485	15,325,913	317.43	3,661,815.3
Quarter 4	474,477	904,282	904,282	15,367,491	308.75	3,672,942.8
<i>45-64 years, 2016</i>						
Quarter 1	476,168	884,539	884,539	15,877,890	299.89	3,743,988.3
Quarter 2	488,684	906,993	906,993	15,870,182	307.93	3,752,978.5
Quarter 3	490,105	919,381	919,381	15,905,875	308.13	3,804,182.2
Quarter 4	476,891	896,343	896,343	15,951,362	298.97	3,813,210.3
<i>45-64 years, 2017</i>						
Quarter 1	464,380	849,159	849,159	15,768,983	294.49	3,694,070.0
Quarter 2	475,845	871,319	871,319	15,706,729	302.96	3,720,415.1
Quarter 3	471,816	873,182	873,182	15,658,456	301.32	3,731,400.0
Quarter 4	454,954	843,548	843,548	15,453,980	294.39	3,694,615.5
<i>45-64 years, 2018</i>						
Quarter 1	437,895	785,877	785,877	15,009,725	291.74	3,515,498.6
Quarter 2	449,484	802,775	802,775	14,944,103	300.78	3,531,350.8
Quarter 3	444,058	798,440	798,440	14,909,421	297.84	3,553,936.6
Quarter 4	428,132	767,012	767,012	14,806,608	289.15	3,540,503.2
<i>45-64 years, 2019</i>						
Quarter 1	416,050	717,827	717,827	14,539,738	286.15	3,400,575.4
Quarter 2	424,022	728,322	728,322	14,461,861	293.20	3,411,760.1
Quarter 3	422,138	725,858	725,858	14,415,296	292.84	3,427,670.7
Quarter 4	403,537	692,874	692,874	14,245,574	283.27	3,410,601.8
<i>45-64 years, 2020</i>						
Quarter 1	390,354	653,112	653,112	14,033,620	278.16	3,307,198.5
Quarter 2	396,453	654,492	654,492	13,832,030	286.62	3,274,117.4
Quarter 3	396,072	654,917	654,917	13,745,851	288.14	3,273,403.5
Quarter 4	373,950	614,418	614,418	13,499,912	277.00	3,238,002.7

**Table 4. Summary of Loop Diuretic Users in the Sentinel Distributed Database (SDD) between January 1, 2000 and March 31, 2021, Cross-Stratified by Year-Quarter and Age (Years)**

	<b>New Users</b>	<b>New Episodes</b>	<b>Adjusted Dispensings</b>	<b>Eligible Members<sup>1</sup></b>	<b>New Users per 10,000 Eligible Members<sup>1</sup></b>	<b>Eligible Member-Years<sup>1</sup></b>
<i>45-64 years, 2021</i>						
Quarter 1	279,243	443,412	443,412	7,869,855	354.83	1,754,365.6
<i>65-74 years, 2000</i>						
Quarter 1	12,587	28,549	28,549	69,314	1,815.94	16,343.3
Quarter 2	13,159	30,443	30,443	70,108	1,876.96	16,584.3
Quarter 3	13,349	31,190	31,190	71,126	1,876.81	17,030.1
Quarter 4	13,124	30,995	30,995	71,916	1,824.91	17,339.6
<i>65-74 years, 2001</i>						
Quarter 1	13,432	30,693	30,693	73,639	1,824.03	17,206.5
Quarter 2	14,030	31,504	31,504	74,634	1,879.84	17,681.8
Quarter 3	14,136	33,038	33,038	75,636	1,868.95	18,186.9
Quarter 4	14,052	33,458	33,458	76,227	1,843.44	18,387.5
<i>65-74 years, 2002</i>						
Quarter 1	14,279	32,710	32,710	76,712	1,861.38	17,999.5
Quarter 2	14,770	34,291	34,291	77,628	1,902.66	18,405.9
Quarter 3	14,973	35,392	35,392	78,780	1,900.61	18,916.1
Quarter 4	14,827	35,310	35,310	78,782	1,882.03	18,857.7
<i>65-74 years, 2003</i>						
Quarter 1	14,874	34,426	34,426	78,445	1,896.11	18,360.6
Quarter 2	15,169	35,090	35,090	77,246	1,963.73	18,067.5
Quarter 3	15,469	36,463	36,463	77,363	1,999.53	18,483.8
Quarter 4	15,256	35,636	35,636	77,535	1,967.63	18,558.9
<i>65-74 years, 2004</i>						
Quarter 1	15,743	36,910	36,910	78,059	2,016.81	18,431.0
Quarter 2	16,168	37,772	37,772	78,195	2,067.65	18,469.6
Quarter 3	16,297	38,863	38,863	78,219	2,083.51	18,578.0
Quarter 4	16,005	39,171	39,171	77,325	2,069.84	18,459.0
<i>65-74 years, 2005</i>						
Quarter 1	16,090	37,832	37,832	76,634	2,099.59	17,782.5
Quarter 2	16,028	37,934	37,934	74,808	2,142.55	17,761.4
Quarter 3	15,316	30,527	30,527	74,022	2,069.11	16,337.3
Quarter 4	10,320	20,987	20,987	61,055	1,690.28	14,585.2
<i>65-74 years, 2006</i>						
Quarter 1	23,160	40,423	40,423	471,419	491.28	107,536.2
Quarter 2	24,978	44,157	44,157	506,116	493.52	115,010.7
Quarter 3	24,738	44,988	44,988	499,041	495.71	120,289.4
Quarter 4	24,385	44,264	44,264	510,245	477.91	123,216.3

**Table 4. Summary of Loop Diuretic Users in the Sentinel Distributed Database (SDD) between January 1, 2000 and March 31, 2021, Cross-Stratified by Year-Quarter and Age (Years)**

	<b>New Users</b>	<b>New Episodes</b>	<b>Adjusted Dispensings</b>	<b>Eligible Members<sup>1</sup></b>	<b>New Users per 10,000 Eligible Members<sup>1</sup></b>	<b>Eligible Member-Years<sup>1</sup></b>
<i>65-74 years, 2007</i>						
Quarter 1	55,624	101,964	101,964	1,087,142	511.65	252,993.2
Quarter 2	58,908	110,619	110,619	1,098,987	536.02	263,326.6
Quarter 3	59,286	112,461	112,461	1,111,871	533.21	269,102.3
Quarter 4	58,097	109,869	109,869	1,119,510	518.95	271,701.7
<i>65-74 years, 2008</i>						
Quarter 1	87,241	155,517	155,517	1,809,548	482.11	426,409.6
Quarter 2	93,016	165,946	165,946	1,848,561	503.18	440,008.5
Quarter 3	93,831	169,053	169,053	1,876,351	500.07	452,421.8
Quarter 4	92,473	165,320	165,320	1,892,946	488.51	458,916.3
<i>65-74 years, 2009</i>						
Quarter 1	92,462	158,940	158,940	1,899,125	486.87	444,568.8
Quarter 2	95,487	165,426	165,426	1,880,804	507.69	451,266.9
Quarter 3	94,927	165,638	165,638	1,886,372	503.23	456,911.1
Quarter 4	92,348	160,075	160,075	1,878,341	491.65	456,655.7
<i>65-74 years, 2010</i>						
Quarter 1	615,741	1,116,565	1,116,565	8,479,961	726.11	2,013,719.2
Quarter 2	638,504	1,171,866	1,171,866	8,446,808	755.91	2,038,236.9
Quarter 3	639,786	1,189,724	1,189,724	8,512,712	751.57	2,073,292.2
Quarter 4	620,378	1,153,724	1,153,724	8,494,486	730.33	2,077,619.6
<i>65-74 years, 2011</i>						
Quarter 1	641,242	1,150,573	1,150,573	8,861,207	723.65	2,112,671.2
Quarter 2	660,637	1,187,102	1,187,102	8,873,707	744.49	2,142,215.6
Quarter 3	660,693	1,193,203	1,193,203	8,994,609	734.54	2,186,185.1
Quarter 4	646,731	1,158,954	1,158,954	9,090,841	711.41	2,212,017.9
<i>65-74 years, 2012</i>						
Quarter 1	670,173	1,173,221	1,173,221	9,571,455	700.18	2,299,502.4
Quarter 2	687,260	1,199,619	1,199,619	9,652,479	712.00	2,324,326.7
Quarter 3	685,945	1,206,312	1,206,312	9,794,590	700.33	2,381,417.2
Quarter 4	674,659	1,187,698	1,187,698	9,835,071	685.97	2,400,876.3
<i>65-74 years, 2013</i>						
Quarter 1	727,891	1,230,912	1,230,912	11,185,799	650.73	2,662,820.7
Quarter 2	756,135	1,304,323	1,304,323	11,274,649	670.65	2,717,094.1
Quarter 3	759,081	1,333,618	1,333,618	11,403,722	665.64	2,775,132.9
Quarter 4	741,335	1,300,029	1,300,029	11,445,324	647.72	2,795,308.8
<i>65-74 years, 2014</i>						
Quarter 1	750,474	1,284,192	1,284,192	11,935,333	628.78	2,843,196.2
Quarter 2	781,512	1,339,798	1,339,798	12,044,371	648.86	2,897,588.3
Quarter 3	779,130	1,347,998	1,347,998	12,168,524	640.28	2,956,956.4
Quarter 4	764,119	1,317,250	1,317,250	12,225,929	625.00	2,982,260.0

**Table 4. Summary of Loop Diuretic Users in the Sentinel Distributed Database (SDD) between January 1, 2000 and March 31, 2021, Cross-Stratified by Year-Quarter and Age (Years)**

	<b>New Users</b>	<b>New Episodes</b>	<b>Adjusted Dispensings</b>	<b>Eligible Members<sup>1</sup></b>	<b>New Users per 10,000 Eligible Members<sup>1</sup></b>	<b>Eligible Member-Years<sup>1</sup></b>
<i>65-74 years, 2015</i>						
Quarter 1	769,135	1,289,067	1,289,067	12,622,718	609.33	3,004,975.3
Quarter 2	796,089	1,347,292	1,347,292	12,678,569	627.90	3,054,984.9
Quarter 3	798,923	1,373,134	1,373,134	12,840,792	622.18	3,122,585.5
Quarter 4	784,661	1,346,852	1,346,852	12,910,116	607.79	3,150,400.3
<i>65-74 years, 2016</i>						
Quarter 1	793,368	1,337,303	1,337,303	13,267,834	597.96	3,195,275.9
Quarter 2	814,580	1,369,042	1,369,042	13,347,149	610.30	3,216,561.5
Quarter 3	815,526	1,381,062	1,381,062	13,519,255	603.23	3,287,841.7
Quarter 4	799,069	1,348,265	1,348,265	13,580,695	588.39	3,314,114.9
<i>65-74 years, 2017</i>						
Quarter 1	792,387	1,308,408	1,308,408	13,759,875	575.87	3,276,943.3
Quarter 2	813,150	1,343,959	1,343,959	13,805,783	588.99	3,327,434.6
Quarter 3	813,369	1,355,687	1,355,687	13,989,989	581.39	3,399,213.5
Quarter 4	794,813	1,318,531	1,318,531	14,018,706	566.97	3,413,640.9
<i>65-74 years, 2018</i>						
Quarter 1	780,458	1,262,346	1,262,346	14,137,335	552.05	3,363,047.9
Quarter 2	803,551	1,292,542	1,292,542	14,157,238	567.59	3,408,684.4
Quarter 3	797,355	1,288,275	1,288,275	14,314,975	557.01	3,477,104.1
Quarter 4	778,591	1,245,236	1,245,236	14,354,311	542.41	3,500,984.4
<i>65-74 years, 2019</i>						
Quarter 1	777,953	1,202,127	1,202,127	14,723,864	528.36	3,502,204.2
Quarter 2	801,917	1,232,466	1,232,466	14,789,248	542.23	3,561,384.4
Quarter 3	803,296	1,235,815	1,235,815	14,975,632	536.40	3,637,307.3
Quarter 4	785,094	1,199,434	1,199,434	15,015,787	522.85	3,670,215.1
<i>65-74 years, 2020</i>						
Quarter 1	794,812	1,193,282	1,193,282	15,445,878	514.58	3,711,976.8
Quarter 2	800,296	1,183,275	1,183,275	15,462,902	517.56	3,733,604.8
Quarter 3	810,381	1,200,217	1,200,217	15,661,029	517.45	3,807,171.8
Quarter 4	788,048	1,156,517	1,156,517	15,659,312	503.25	3,831,848.0
<i>65-74 years, 2021</i>						
Quarter 1	678,284	966,648	966,648	14,166,226	478.80	3,196,703.9
<i>75-84 years, 2000</i>						
Quarter 1	10,417	24,324	24,324	40,655	2,562.29	9,451.7
Quarter 2	10,657	25,069	25,069	40,746	2,615.47	9,527.3
Quarter 3	10,606	25,482	25,482	40,904	2,592.90	9,707.4
Quarter 4	10,393	25,028	25,028	40,913	2,540.27	9,720.2

**Table 4. Summary of Loop Diuretic Users in the Sentinel Distributed Database (SDD) between January 1, 2000 and March 31, 2021, Cross-Stratified by Year-Quarter and Age (Years)**

	New Users	New Episodes	Adjusted Dispensings	Eligible Members <sup>1</sup>	New Users per 10,000 Eligible Members <sup>1</sup>	Eligible Member-Years <sup>1</sup>
<i>75-84 years, 2001</i>						
Quarter 1	10,444	24,164	24,164	41,223	2,533.54	9,495.7
Quarter 2	10,524	24,228	24,228	41,327	2,546.52	9,666.6
Quarter 3	10,706	25,532	25,532	41,703	2,567.20	9,876.4
Quarter 4	10,570	25,713	25,713	41,822	2,527.38	9,948.8
<i>75-84 years, 2002</i>						
Quarter 1	10,482	24,399	24,399	42,132	2,487.90	9,677.0
Quarter 2	10,757	25,296	25,296	42,299	2,543.09	9,877.5
Quarter 3	10,864	26,377	26,377	42,673	2,545.87	10,098.5
Quarter 4	10,697	26,250	26,250	42,686	2,505.97	10,142.6
<i>75-84 years, 2003</i>						
Quarter 1	10,718	25,275	25,275	42,850	2,501.28	9,869.5
Quarter 2	10,960	25,724	25,724	42,614	2,571.92	9,915.7
Quarter 3	11,123	26,714	26,714	42,773	2,600.47	10,091.5
Quarter 4	10,828	25,582	25,582	42,692	2,536.31	10,107.8
<i>75-84 years, 2004</i>						
Quarter 1	11,166	26,653	26,653	42,876	2,604.25	9,959.9
Quarter 2	11,413	27,073	27,073	42,399	2,691.81	9,904.6
Quarter 3	11,672	28,090	28,090	42,567	2,742.03	10,059.8
Quarter 4	11,566	29,010	29,010	42,639	2,712.54	10,085.5
<i>75-84 years, 2005</i>						
Quarter 1	11,450	27,569	27,569	42,591	2,688.36	9,800.9
Quarter 2	11,387	27,188	27,188	41,895	2,717.99	9,872.0
Quarter 3	10,954	23,516	23,516	41,505	2,639.20	9,637.1
Quarter 4	8,874	18,910	18,910	38,616	2,298.01	9,264.3
<i>75-84 years, 2006</i>						
Quarter 1	23,420	41,785	41,785	244,908	956.28	55,986.0
Quarter 2	25,581	46,530	46,530	264,955	965.48	60,344.8
Quarter 3	25,583	47,856	47,856	260,009	983.93	63,290.9
Quarter 4	25,449	47,649	47,649	264,021	963.90	64,154.1
<i>75-84 years, 2007</i>						
Quarter 1	54,115	102,574	102,574	577,358	937.29	135,138.5
Quarter 2	56,703	109,767	109,767	579,709	978.13	139,698.1
Quarter 3	56,740	111,308	111,308	584,412	970.89	142,118.8
Quarter 4	56,068	109,169	109,169	586,591	955.83	143,049.3
<i>75-84 years, 2008</i>						
Quarter 1	84,588	155,373	155,373	921,265	918.17	219,590.8
Quarter 2	89,033	163,949	163,949	935,351	951.87	224,509.2
Quarter 3	88,773	165,006	165,006	938,851	945.55	228,716.7
Quarter 4	87,696	161,571	161,571	942,857	930.11	229,920.2

**Table 4. Summary of Loop Diuretic Users in the Sentinel Distributed Database (SDD) between January 1, 2000 and March 31, 2021, Cross-Stratified by Year-Quarter and Age (Years)**

	<b>New Users</b>	<b>New Episodes</b>	<b>Adjusted Dispensings</b>	<b>Eligible Members<sup>1</sup></b>	<b>New Users per 10,000 Eligible Members<sup>1</sup></b>	<b>Eligible Member-Years<sup>1</sup></b>
<i>75-84 years, 2009</i>						
Quarter 1	87,307	155,427	155,427	944,088	924.78	222,710.8
Quarter 2	89,146	160,210	160,210	936,646	951.76	225,863.4
Quarter 3	88,628	160,342	160,342	942,973	939.88	229,626.1
Quarter 4	87,614	157,072	157,072	945,949	926.20	230,621.4
<i>75-84 years, 2010</i>						
Quarter 1	685,533	1,295,079	1,295,079	5,413,252	1,266.40	1,284,465.6
Quarter 2	703,384	1,343,481	1,343,481	5,385,779	1,306.00	1,296,552.4
Quarter 3	700,429	1,357,097	1,357,097	5,402,453	1,296.50	1,314,334.3
Quarter 4	682,809	1,319,344	1,319,344	5,391,865	1,266.37	1,314,617.4
<i>75-84 years, 2011</i>						
Quarter 1	700,867	1,310,012	1,310,012	5,571,016	1,258.06	1,324,456.6
Quarter 2	713,419	1,335,419	1,335,419	5,550,302	1,285.37	1,338,092.3
Quarter 3	705,900	1,329,284	1,329,284	5,564,875	1,268.49	1,354,852.5
Quarter 4	687,171	1,282,740	1,282,740	5,563,016	1,235.25	1,356,166.6
<i>75-84 years, 2012</i>						
Quarter 1	707,879	1,291,228	1,291,228	5,787,045	1,223.21	1,391,624.5
Quarter 2	715,729	1,301,743	1,301,743	5,780,172	1,238.25	1,392,447.2
Quarter 3	709,620	1,298,193	1,298,193	5,815,721	1,220.18	1,414,549.9
Quarter 4	696,323	1,273,013	1,273,013	5,817,200	1,197.01	1,417,038.2
<i>75-84 years, 2013</i>						
Quarter 1	756,837	1,330,332	1,330,332	6,564,255	1,152.97	1,560,387.3
Quarter 2	779,093	1,413,757	1,413,757	6,586,542	1,182.86	1,584,829.7
Quarter 3	775,033	1,441,304	1,441,304	6,615,829	1,171.48	1,609,647.1
Quarter 4	760,355	1,405,662	1,405,662	6,629,134	1,146.99	1,615,718.4
<i>75-84 years, 2014</i>						
Quarter 1	766,523	1,385,168	1,385,168	6,795,938	1,127.91	1,617,264.4
Quarter 2	790,616	1,431,696	1,431,696	6,816,790	1,159.81	1,639,988.2
Quarter 3	781,850	1,430,622	1,430,622	6,840,199	1,143.02	1,662,267.4
Quarter 4	767,817	1,398,723	1,398,723	6,851,195	1,120.71	1,669,101.6
<i>75-84 years, 2015</i>						
Quarter 1	767,332	1,355,119	1,355,119	6,953,239	1,103.56	1,651,454.5
Quarter 2	786,391	1,402,141	1,402,141	6,957,170	1,130.33	1,672,435.5
Quarter 3	782,683	1,419,535	1,419,535	7,005,117	1,117.30	1,702,343.9
Quarter 4	771,185	1,395,420	1,395,420	7,031,608	1,096.74	1,712,621.5
<i>75-84 years, 2016</i>						
Quarter 1	778,148	1,384,675	1,384,675	7,144,844	1,089.10	1,718,678.7
Quarter 2	794,262	1,407,679	1,407,679	7,170,813	1,107.63	1,726,918.8
Quarter 3	792,932	1,413,327	1,413,327	7,250,256	1,093.66	1,763,634.7
Quarter 4	780,127	1,382,259	1,382,259	7,299,202	1,068.78	1,777,305.1



**Table 4. Summary of Loop Diuretic Users in the Sentinel Distributed Database (SDD) between January 1, 2000 and March 31, 2021, Cross-Stratified by Year-Quarter and Age (Years)**

	<b>New Users</b>	<b>New Episodes</b>	<b>Adjusted Dispensings</b>	<b>Eligible Members<sup>1</sup></b>	<b>New Users per 10,000 Eligible Members<sup>1</sup></b>	<b>Eligible Member-Years<sup>1</sup></b>
<i>75-84 years, 2017</i>						
Quarter 1	772,510	1,341,703	1,341,703	7,310,541	1,056.71	1,738,499.1
Quarter 2	788,058	1,371,154	1,371,154	7,338,761	1,073.83	1,767,975.5
Quarter 3	786,143	1,377,307	1,377,307	7,434,979	1,057.36	1,806,630.8
Quarter 4	776,712	1,351,724	1,351,724	7,529,451	1,031.57	1,829,362.3
<i>75-84 years, 2018</i>						
Quarter 1	769,013	1,303,343	1,303,343	7,568,298	1,016.10	1,797,942.8
Quarter 2	793,196	1,336,541	1,336,541	7,616,128	1,041.47	1,834,244.2
Quarter 3	787,345	1,329,047	1,329,047	7,710,696	1,021.11	1,875,951.2
Quarter 4	777,722	1,297,303	1,297,303	7,776,243	1,000.13	1,896,414.1
<i>75-84 years, 2019</i>						
Quarter 1	780,379	1,258,752	1,258,752	7,930,008	984.08	1,887,233.2
Quarter 2	800,871	1,282,642	1,282,642	7,962,084	1,005.86	1,919,522.7
Quarter 3	799,260	1,282,008	1,282,008	8,041,559	993.91	1,957,703.2
Quarter 4	784,703	1,244,292	1,244,292	8,087,295	970.29	1,974,330.2
<i>75-84 years, 2020</i>						
Quarter 1	793,168	1,237,757	1,237,757	8,257,714	960.52	1,984,134.1
Quarter 2	792,405	1,209,881	1,209,881	8,260,525	959.27	1,992,727.8
Quarter 3	793,768	1,207,799	1,207,799	8,322,192	953.80	2,025,869.3
Quarter 4	773,058	1,158,331	1,158,331	8,331,537	927.87	2,035,391.6
<i>75-84 years, 2021</i>						
Quarter 1	675,800	983,105	983,105	7,638,718	884.70	1,720,512.2
<i>≥ 85 years, 2000</i>						
Quarter 1	7,487	18,236	18,236	23,417	3,197.25	5,381.6
Quarter 2	7,441	18,233	18,233	23,173	3,211.06	5,381.9
Quarter 3	7,393	18,300	18,300	23,223	3,183.48	5,471.5
Quarter 4	7,265	18,436	18,436	23,211	3,129.98	5,452.4
<i>≥ 85 years, 2001</i>						
Quarter 1	7,082	16,938	16,938	23,083	3,068.06	5,221.5
Quarter 2	7,110	16,895	16,895	22,792	3,119.52	5,280.7
Quarter 3	7,227	17,980	17,980	22,753	3,176.28	5,338.8
Quarter 4	7,074	18,035	18,035	22,695	3,116.99	5,328.2
<i>≥ 85 years, 2002</i>						
Quarter 1	6,949	16,748	16,748	22,676	3,064.47	5,150.6
Quarter 2	6,944	17,009	17,009	22,404	3,099.45	5,180.6
Quarter 3	6,942	17,603	17,603	22,515	3,083.28	5,279.3
Quarter 4	6,858	17,670	17,670	22,404	3,061.06	5,252.9

**Table 4. Summary of Loop Diuretic Users in the Sentinel Distributed Database (SDD) between January 1, 2000 and March 31, 2021, Cross-Stratified by Year-Quarter and Age (Years)**

	New Users	New Episodes	Adjusted Dispensings	Eligible Members <sup>1</sup>	New Users per 10,000 Eligible Members <sup>1</sup>	Eligible Member-Years <sup>1</sup>
<i>≥ 85 years, 2003</i>						
Quarter 1	6,628	16,331	16,331	22,137	2,994.08	5,013.8
Quarter 2	6,753	16,238	16,238	21,751	3,104.68	5,022.8
Quarter 3	6,762	16,852	16,852	21,923	3,084.43	5,119.1
Quarter 4	6,605	16,097	16,097	21,827	3,026.07	5,093.9
<i>≥ 85 years, 2004</i>						
Quarter 1	6,610	16,439	16,439	21,609	3,058.91	4,912.0
Quarter 2	6,787	16,627	16,627	20,919	3,244.42	4,832.0
Quarter 3	6,897	17,039	17,039	20,920	3,296.85	4,889.5
Quarter 4	6,892	18,169	18,169	20,901	3,297.45	4,884.5
<i>≥ 85 years, 2005</i>						
Quarter 1	6,738	16,939	16,939	20,798	3,239.73	4,718.6
Quarter 2	6,648	16,124	16,124	20,345	3,267.63	4,732.0
Quarter 3	6,536	14,733	14,733	20,440	3,197.65	4,796.8
Quarter 4	5,950	13,460	13,460	20,245	2,939.00	4,805.2
<i>≥ 85 years, 2006</i>						
Quarter 1	14,273	27,322	27,322	84,617	1,686.78	19,166.1
Quarter 2	15,981	30,973	30,973	91,583	1,744.97	20,655.5
Quarter 3	16,137	32,910	32,910	89,926	1,794.48	21,741.2
Quarter 4	16,487	33,505	33,505	92,027	1,791.54	22,156.5
<i>≥ 85 years, 2007</i>						
Quarter 1	30,553	61,836	61,836	183,043	1,669.17	42,686.7
Quarter 2	31,497	65,048	65,048	186,804	1,686.10	44,709.0
Quarter 3	31,736	66,466	66,466	189,050	1,678.71	45,650.5
Quarter 4	31,799	66,422	66,422	190,934	1,665.44	46,257.0
<i>≥ 85 years, 2008</i>						
Quarter 1	47,409	94,069	94,069	303,139	1,563.94	71,876.6
Quarter 2	49,358	98,044	98,044	308,473	1,600.08	73,614.8
Quarter 3	49,550	100,096	100,096	313,022	1,582.96	75,713.3
Quarter 4	50,042	99,969	99,969	317,304	1,577.10	76,887.1
<i>≥ 85 years, 2009</i>						
Quarter 1	50,062	96,662	96,662	320,318	1,562.88	75,186.1
Quarter 2	51,121	99,929	99,929	321,116	1,591.98	76,883.9
Quarter 3	51,524	101,773	101,773	326,334	1,578.87	79,101.0
Quarter 4	51,592	101,014	101,014	330,784	1,559.69	80,303.7
<i>≥ 85 years, 2010</i>						
Quarter 1	545,658	1,134,703	1,134,703	2,535,762	2,151.85	599,693.5
Quarter 2	553,946	1,168,933	1,168,933	2,528,742	2,190.60	606,658.4
Quarter 3	553,306	1,185,930	1,185,930	2,541,699	2,176.91	616,843.0
Quarter 4	546,088	1,167,942	1,167,942	2,546,698	2,144.30	618,542.3

**Table 4. Summary of Loop Diuretic Users in the Sentinel Distributed Database (SDD) between January 1, 2000 and March 31, 2021, Cross-Stratified by Year-Quarter and Age (Years)**

	<b>New Users</b>	<b>New Episodes</b>	<b>Adjusted Dispensings</b>	<b>Eligible Members<sup>1</sup></b>	<b>New Users per 10,000 Eligible Members<sup>1</sup></b>	<b>Eligible Member-Years<sup>1</sup></b>
<i>≥ 85 years, 2011</i>						
Quarter 1	559,126	1,155,711	1,155,711	2,623,694	2,131.06	620,869.2
Quarter 2	563,125	1,168,944	1,168,944	2,609,659	2,157.85	626,711.4
Quarter 3	556,887	1,170,003	1,170,003	2,622,217	2,123.73	636,578.4
Quarter 4	549,652	1,145,986	1,145,986	2,629,966	2,089.96	639,330.9
<i>≥ 85 years, 2012</i>						
Quarter 1	566,905	1,156,340	1,156,340	2,734,221	2,073.37	654,672.5
Quarter 2	568,652	1,158,590	1,158,590	2,730,907	2,082.28	655,651.7
Quarter 3	566,185	1,162,964	1,162,964	2,749,349	2,059.34	667,565.6
Quarter 4	561,481	1,153,731	1,153,731	2,757,338	2,036.32	670,050.6
<i>≥ 85 years, 2013</i>						
Quarter 1	608,300	1,209,507	1,209,507	3,077,885	1,976.36	727,868.8
Quarter 2	616,681	1,306,852	1,306,852	3,070,505	2,008.40	737,199.5
Quarter 3	615,491	1,357,501	1,357,501	3,084,828	1,995.22	749,773.3
Quarter 4	609,305	1,339,668	1,339,668	3,097,306	1,967.21	753,276.1
<i>≥ 85 years, 2014</i>						
Quarter 1	617,995	1,326,421	1,326,421	3,157,676	1,957.12	749,403.4
Quarter 2	627,714	1,354,550	1,354,550	3,155,951	1,988.99	757,950.7
Quarter 3	621,188	1,358,898	1,358,898	3,162,661	1,964.13	768,069.0
Quarter 4	615,767	1,341,073	1,341,073	3,168,803	1,943.22	769,695.0
<i>≥ 85 years, 2015</i>						
Quarter 1	613,947	1,291,338	1,291,338	3,189,928	1,924.64	754,172.1
Quarter 2	618,438	1,321,765	1,321,765	3,167,298	1,952.57	759,407.8
Quarter 3	615,339	1,345,581	1,345,581	3,178,253	1,936.09	771,323.9
Quarter 4	608,429	1,330,702	1,330,702	3,184,520	1,910.58	774,245.9
<i>≥ 85 years, 2016</i>						
Quarter 1	614,985	1,323,174	1,323,174	3,224,705	1,907.10	773,666.2
Quarter 2	617,711	1,327,386	1,327,386	3,211,199	1,923.61	772,072.3
Quarter 3	612,854	1,327,863	1,327,863	3,222,734	1,901.66	783,700.4
Quarter 4	605,361	1,306,854	1,306,854	3,232,513	1,872.73	785,563.4
<i>≥ 85 years, 2017</i>						
Quarter 1	596,243	1,260,698	1,260,698	3,198,473	1,864.15	758,208.7
Quarter 2	597,358	1,272,075	1,272,075	3,174,446	1,881.77	763,411.6
Quarter 3	592,199	1,276,654	1,276,654	3,185,039	1,859.31	774,533.3
Quarter 4	584,236	1,254,045	1,254,045	3,190,638	1,831.09	776,206.6
<i>≥ 85 years, 2018</i>						
Quarter 1	575,590	1,198,288	1,198,288	3,162,636	1,819.97	749,422.3
Quarter 2	578,721	1,202,772	1,202,772	3,133,396	1,846.94	753,722.1
Quarter 3	569,429	1,188,182	1,188,182	3,135,738	1,815.93	763,053.9
Quarter 4	561,556	1,161,506	1,161,506	3,136,980	1,790.12	763,191.1

**Table 4. Summary of Loop Diuretic Users in the Sentinel Distributed Database (SDD) between January 1, 2000 and March 31, 2021, Cross-Stratified by Year-Quarter and Age (Years)**

	New Users	New Episodes	Adjusted Dispensings	Eligible Members <sup>1</sup>	New Users per 10,000 Eligible Members <sup>1</sup>	Eligible Member-Years <sup>1</sup>
<i>≥ 85 years, 2019</i>						
Quarter 1	560,346	1,117,687	1,117,687	3,155,744	1,775.64	748,791.1
Quarter 2	564,915	1,119,971	1,119,971	3,140,708	1,798.69	754,519.7
Quarter 3	560,043	1,114,072	1,114,072	3,151,758	1,776.92	765,055.8
Quarter 4	551,973	1,086,495	1,086,495	3,161,502	1,745.92	768,682.2
<i>≥ 85 years, 2020</i>						
Quarter 1	557,125	1,072,774	1,072,774	3,201,149	1,740.39	765,973.3
Quarter 2	543,656	1,014,451	1,014,451	3,181,701	1,708.70	761,844.3
Quarter 3	536,657	992,816	992,816	3,173,265	1,691.18	769,013.8
Quarter 4	522,193	943,559	943,559	3,160,826	1,652.08	767,304.6
<i>≥ 85 years, 2021</i>						
Quarter 1	464,308	805,857	805,857	2,899,947	1,601.09	655,926.9
<b>Torsemide</b>						
<i>18-44 years, 2000</i>						
Quarter 1	54	97	97	456,849	1.18	108,467.2
Quarter 2	55	102	102	454,893	1.21	108,619.3
Quarter 3	79	137	137	463,105	1.71	111,812.4
Quarter 4	83	155	155	471,188	1.76	114,549.1
<i>18-44 years, 2001</i>						
Quarter 1	114	222	222	480,191	2.37	113,752.3
Quarter 2	142	297	297	495,333	2.87	117,158.9
Quarter 3	186	342	342	508,096	3.66	122,960.4
Quarter 4	174	366	366	514,543	3.38	124,558.6
<i>18-44 years, 2002</i>						
Quarter 1	211	401	401	490,077	4.31	115,845.7
Quarter 2	258	505	505	495,009	5.21	116,058.9
Quarter 3	255	488	488	481,142	5.30	116,195.1
Quarter 4	236	489	489	479,994	4.92	108,366.9
<i>18-44 years, 2003</i>						
Quarter 1	232	456	456	433,690	5.35	100,985.4
Quarter 2	270	552	552	430,451	6.27	100,754.8
Quarter 3	326	647	647	436,512	7.47	103,072.5
Quarter 4	275	568	568	438,367	6.27	104,019.9
<i>18-44 years, 2004</i>						
Quarter 1	291	566	566	445,654	6.53	104,213.5
Quarter 2	338	668	668	448,560	7.54	105,079.8
Quarter 3	363	714	714	451,465	8.04	106,015.7
Quarter 4	331	671	671	450,392	7.35	106,133.9

**Table 4. Summary of Loop Diuretic Users in the Sentinel Distributed Database (SDD) between January 1, 2000 and March 31, 2021, Cross-Stratified by Year-Quarter and Age (Years)**

	New Users	New Episodes	Adjusted Dispensings	Eligible Members <sup>1</sup>	New Users per 10,000 Eligible Members <sup>1</sup>	Eligible Member-Years <sup>1</sup>
<i>18-44 years, 2005</i>						
Quarter 1	304	622	622	441,767	6.88	102,218.1
Quarter 2	305	617	617	437,268	6.98	103,580.0
Quarter 3	269	464	464	440,779	6.10	100,450.5
Quarter 4	161	277	277	406,500	3.96	96,328.8
<i>18-44 years, 2006</i>						
Quarter 1	634	1,030	1,030	5,212,339	1.22	1,196,249.0
Quarter 2	681	1,111	1,111	5,230,707	1.30	1,212,292.3
Quarter 3	678	1,124	1,124	5,306,527	1.28	1,230,896.2
Quarter 4	613	1,056	1,056	5,420,487	1.13	1,277,733.4
<i>18-44 years, 2007</i>						
Quarter 1	697	1,134	1,134	6,216,322	1.12	1,422,953.9
Quarter 2	754	1,250	1,250	6,238,411	1.21	1,444,330.0
Quarter 3	737	1,289	1,289	6,292,353	1.17	1,458,612.3
Quarter 4	688	1,205	1,205	6,202,482	1.11	1,459,895.9
<i>18-44 years, 2008</i>						
Quarter 1	1,488	2,482	2,482	15,777,883	0.94	3,647,802.4
Quarter 2	1,575	2,657	2,657	15,739,772	1.00	3,644,718.1
Quarter 3	1,511	2,602	2,602	15,994,236	0.94	3,692,444.3
Quarter 4	1,342	2,341	2,341	15,543,656	0.86	3,675,011.2
<i>18-44 years, 2009</i>						
Quarter 1	1,340	2,300	2,300	15,420,193	0.87	3,544,191.6
Quarter 2	1,353	2,330	2,330	15,085,865	0.90	3,527,119.9
Quarter 3	1,366	2,355	2,355	15,139,449	0.90	3,517,370.4
Quarter 4	1,217	2,172	2,172	14,583,160	0.83	3,468,523.0
<i>18-44 years, 2010</i>						
Quarter 1	2,938	5,244	5,244	15,366,462	1.91	3,557,753.2
Quarter 2	3,083	5,605	5,605	15,260,984	2.02	3,571,011.7
Quarter 3	3,110	5,704	5,704	15,551,350	2.00	3,613,117.2
Quarter 4	2,844	5,400	5,400	15,102,755	1.88	3,597,385.1
<i>18-44 years, 2011</i>						
Quarter 1	2,829	5,180	5,180	14,838,088	1.91	3,438,273.5
Quarter 2	2,910	5,320	5,320	14,855,947	1.96	3,479,751.7
Quarter 3	2,909	5,282	5,282	15,119,338	1.92	3,518,001.4
Quarter 4	2,780	5,108	5,108	14,846,472	1.87	3,545,204.0
<i>18-44 years, 2012</i>						
Quarter 1	2,803	5,024	5,024	14,505,681	1.93	3,401,724.5
Quarter 2	2,894	5,213	5,213	14,477,038	2.00	3,394,660.0
Quarter 3	2,860	5,184	5,184	14,720,194	1.94	3,433,334.7
Quarter 4	2,699	4,991	4,991	14,415,481	1.87	3,439,207.6

**Table 4. Summary of Loop Diuretic Users in the Sentinel Distributed Database (SDD) between January 1, 2000 and March 31, 2021, Cross-Stratified by Year-Quarter and Age (Years)**

	New Users	New Episodes	Adjusted Dispensings	Eligible Members <sup>1</sup>	New Users per 10,000 Eligible Members <sup>1</sup>	Eligible Member-Years <sup>1</sup>
<i>18-44 years, 2013</i>						
Quarter 1	2,848	5,020	5,020	16,030,728	1.78	3,736,407.9
Quarter 2	2,954	5,256	5,256	16,004,480	1.85	3,763,205.1
Quarter 3	3,029	5,399	5,399	16,329,922	1.85	3,833,136.6
Quarter 4	2,888	5,220	5,220	16,106,618	1.79	3,829,024.6
<i>18-44 years, 2014</i>						
Quarter 1	2,912	5,095	5,095	16,713,512	1.74	3,887,573.9
Quarter 2	3,163	5,626	5,626	16,908,994	1.87	3,959,700.6
Quarter 3	3,141	5,645	5,645	17,055,908	1.84	3,991,192.3
Quarter 4	3,027	5,494	5,494	16,767,937	1.81	3,979,986.1
<i>18-44 years, 2015</i>						
Quarter 1	3,077	5,444	5,444	17,265,477	1.78	3,988,304.0
Quarter 2	3,290	5,985	5,985	17,298,659	1.90	4,053,767.5
Quarter 3	3,319	6,075	6,075	17,412,208	1.91	4,081,989.4
Quarter 4	3,311	6,137	6,137	17,229,397	1.92	4,083,077.8
<i>18-44 years, 2016</i>						
Quarter 1	3,419	6,120	6,120	17,836,523	1.92	4,176,844.4
Quarter 2	3,608	6,405	6,405	17,846,247	2.02	4,182,957.7
Quarter 3	3,573	6,487	6,487	18,033,884	1.98	4,224,106.8
Quarter 4	3,482	6,400	6,400	17,871,778	1.95	4,238,806.1
<i>18-44 years, 2017</i>						
Quarter 1	3,600	6,299	6,299	17,807,530	2.02	4,147,144.3
Quarter 2	3,719	6,560	6,560	17,771,139	2.09	4,170,729.9
Quarter 3	3,688	6,666	6,666	17,843,012	2.07	4,181,157.7
Quarter 4	3,577	6,527	6,527	17,497,613	2.04	4,157,738.2
<i>18-44 years, 2018</i>						
Quarter 1	3,577	6,141	6,141	17,180,864	2.08	4,003,977.8
Quarter 2	3,720	6,474	6,474	17,165,764	2.17	4,025,235.8
Quarter 3	3,708	6,442	6,442	17,342,950	2.14	4,058,791.3
Quarter 4	3,669	6,372	6,372	17,092,291	2.15	4,063,850.9
<i>18-44 years, 2019</i>						
Quarter 1	3,741	6,232	6,232	16,698,367	2.24	3,897,790.8
Quarter 2	3,859	6,388	6,388	16,687,092	2.31	3,918,574.4
Quarter 3	3,864	6,469	6,469	16,818,390	2.30	3,935,958.2
Quarter 4	3,878	6,544	6,544	16,472,162	2.35	3,924,011.7
<i>18-44 years, 2020</i>						
Quarter 1	3,891	6,389	6,389	15,942,511	2.44	3,756,060.9
Quarter 2	4,007	6,503	6,503	15,651,270	2.56	3,707,627.8
Quarter 3	4,183	6,711	6,711	15,616,937	2.68	3,676,557.5
Quarter 4	4,113	6,606	6,606	15,194,953	2.71	3,632,965.0

**Table 4. Summary of Loop Diuretic Users in the Sentinel Distributed Database (SDD) between January 1, 2000 and March 31, 2021, Cross-Stratified by Year-Quarter and Age (Years)**

	New Users	New Episodes	Adjusted Dispensings	Eligible Members <sup>1</sup>	New Users per 10,000 Eligible Members <sup>1</sup>	Eligible Member-Years <sup>1</sup>
<i>18-44 years, 2021</i>						
Quarter 1	3,330	5,074	5,074	7,028,107	4.74	1,619,208.2
<i>45-64 years, 2000</i>						
Quarter 1	237	462	462	228,450	10.37	54,770.1
Quarter 2	276	554	554	228,772	12.06	55,090.6
Quarter 3	419	852	852	231,916	18.07	56,472.8
Quarter 4	496	1,051	1,051	235,157	21.09	57,510.5
<i>45-64 years, 2001</i>						
Quarter 1	619	1,311	1,311	240,034	25.79	57,148.3
Quarter 2	801	1,686	1,686	246,355	32.51	58,912.8
Quarter 3	829	1,854	1,854	252,180	32.87	61,335.5
Quarter 4	872	1,881	1,881	256,347	34.02	62,492.7
<i>45-64 years, 2002</i>						
Quarter 1	972	2,080	2,080	256,259	37.93	60,973.7
Quarter 2	1,151	2,464	2,464	261,292	44.05	62,391.7
Quarter 3	1,193	2,558	2,558	258,395	46.17	63,275.1
Quarter 4	1,159	2,603	2,603	257,625	44.99	61,219.2
<i>45-64 years, 2003</i>						
Quarter 1	1,232	2,648	2,648	243,800	50.53	58,154.4
Quarter 2	1,250	2,735	2,735	242,462	51.55	58,194.9
Quarter 3	1,336	2,909	2,909	243,847	54.79	59,251.6
Quarter 4	1,361	3,004	3,004	245,769	55.38	59,672.5
<i>45-64 years, 2004</i>						
Quarter 1	1,342	2,992	2,992	249,699	53.74	59,745.5
Quarter 2	1,447	3,248	3,248	250,250	57.82	60,168.0
Quarter 3	1,497	3,450	3,450	252,286	59.34	60,986.6
Quarter 4	1,491	3,441	3,441	251,787	59.22	61,145.8
<i>45-64 years, 2005</i>						
Quarter 1	1,495	3,371	3,371	250,787	59.61	59,521.2
Quarter 2	1,504	3,405	3,405	247,276	60.82	59,887.8
Quarter 3	1,384	2,666	2,666	245,924	56.28	53,392.3
Quarter 4	826	1,626	1,626	189,814	43.52	45,106.0
<i>45-64 years, 2006</i>						
Quarter 1	3,717	6,626	6,626	3,461,873	10.74	815,090.9
Quarter 2	3,801	6,802	6,802	3,492,227	10.88	831,420.8
Quarter 3	3,740	6,814	6,814	3,521,527	10.62	848,260.5
Quarter 4	3,540	6,477	6,477	3,672,813	9.64	888,502.1

**Table 4. Summary of Loop Diuretic Users in the Sentinel Distributed Database (SDD) between January 1, 2000 and March 31, 2021, Cross-Stratified by Year-Quarter and Age (Years)**

	New Users	New Episodes	Adjusted Dispensings	Eligible Members <sup>1</sup>	New Users per 10,000 Eligible Members <sup>1</sup>	Eligible Member-Years <sup>1</sup>
<i>45-64 years, 2007</i>						
Quarter 1	4,663	8,284	8,284	4,371,819	10.67	1,025,358.8
Quarter 2	4,852	8,866	8,866	4,423,275	10.97	1,050,080.2
Quarter 3	4,811	8,827	8,827	4,440,980	10.83	1,066,084.3
Quarter 4	4,590	8,506	8,506	4,455,167	10.30	1,074,732.8
<i>45-64 years, 2008</i>						
Quarter 1	9,437	16,764	16,764	10,558,855	8.94	2,496,732.9
Quarter 2	9,777	17,493	17,493	10,603,726	9.22	2,512,371.8
Quarter 3	9,618	17,229	17,229	10,675,383	9.01	2,557,108.2
Quarter 4	9,063	16,524	16,524	10,651,197	8.51	2,567,566.7
<i>45-64 years, 2009</i>						
Quarter 1	8,803	15,510	15,510	10,689,766	8.23	2,501,785.0
Quarter 2	9,104	16,125	16,125	10,585,427	8.60	2,519,472.5
Quarter 3	8,907	15,996	15,996	10,546,430	8.45	2,533,591.1
Quarter 4	8,442	15,211	15,211	10,455,246	8.07	2,529,861.0
<i>45-64 years, 2010</i>						
Quarter 1	21,712	40,036	40,036	13,172,276	16.48	3,087,769.3
Quarter 2	22,463	42,297	42,297	13,140,219	17.09	3,120,818.9
Quarter 3	22,539	43,203	43,203	13,209,651	17.06	3,166,161.7
Quarter 4	21,788	42,218	42,218	13,147,247	16.57	3,174,257.0
<i>45-64 years, 2011</i>						
Quarter 1	21,643	40,250	40,250	12,968,193	16.69	3,043,849.0
Quarter 2	22,097	41,447	41,447	13,013,136	16.98	3,088,614.8
Quarter 3	22,103	41,903	41,903	13,087,078	16.89	3,131,016.4
Quarter 4	21,497	40,745	40,745	13,063,619	16.46	3,140,722.3
<i>45-64 years, 2012</i>						
Quarter 1	21,289	39,295	39,295	12,870,273	16.54	3,041,198.2
Quarter 2	21,533	39,906	39,906	12,843,379	16.77	3,040,161.8
Quarter 3	21,708	40,538	40,538	12,876,406	16.86	3,079,395.8
Quarter 4	21,409	40,330	40,330	12,816,240	16.70	3,083,950.1
<i>45-64 years, 2013</i>						
Quarter 1	22,501	40,687	40,687	14,292,485	15.74	3,358,780.6
Quarter 2	23,480	42,820	42,820	14,280,557	16.44	3,393,183.6
Quarter 3	23,593	43,565	43,565	14,431,852	16.35	3,463,264.3
Quarter 4	23,212	42,959	42,959	14,446,104	16.07	3,465,829.2
<i>45-64 years, 2014</i>						
Quarter 1	23,613	42,007	42,007	14,953,194	15.79	3,495,972.6
Quarter 2	25,323	45,610	45,610	15,082,014	16.79	3,562,554.6
Quarter 3	25,173	46,228	46,228	15,055,393	16.72	3,594,732.3
Quarter 4	24,919	45,684	45,684	14,970,596	16.65	3,581,073.2



**Table 4. Summary of Loop Diuretic Users in the Sentinel Distributed Database (SDD) between January 1, 2000 and March 31, 2021, Cross-Stratified by Year-Quarter and Age (Years)**

	New Users	New Episodes	Adjusted Dispensings	Eligible Members <sup>1</sup>	New Users per 10,000 Eligible Members <sup>1</sup>	Eligible Member-Years <sup>1</sup>
<i>45-64 years, 2015</i>						
Quarter 1	24,918	44,370	44,370	15,359,134	16.22	3,568,615.3
Quarter 2	25,894	46,358	46,358	15,327,504	16.89	3,628,034.6
Quarter 3	26,456	48,063	48,063	15,325,913	17.26	3,661,815.3
Quarter 4	26,393	48,563	48,563	15,367,491	17.17	3,672,942.8
<i>45-64 years, 2016</i>						
Quarter 1	27,102	48,225	48,225	15,877,890	17.07	3,743,988.3
Quarter 2	27,740	49,734	49,734	15,870,182	17.48	3,752,978.5
Quarter 3	28,324	51,287	51,287	15,905,875	17.81	3,804,182.2
Quarter 4	28,437	51,622	51,622	15,951,362	17.83	3,813,210.3
<i>45-64 years, 2017</i>						
Quarter 1	28,088	49,502	49,502	15,768,983	17.81	3,694,070.0
Quarter 2	28,948	51,432	51,432	15,706,729	18.43	3,720,415.1
Quarter 3	29,588	53,048	53,048	15,658,456	18.90	3,731,400.0
Quarter 4	29,649	53,371	53,371	15,453,980	19.19	3,694,615.5
<i>45-64 years, 2018</i>						
Quarter 1	29,180	50,576	50,576	15,009,725	19.44	3,515,498.6
Quarter 2	30,489	53,170	53,170	14,944,103	20.40	3,531,350.8
Quarter 3	31,066	54,675	54,675	14,909,421	20.84	3,553,936.6
Quarter 4	31,134	54,516	54,516	14,806,608	21.03	3,540,503.2
<i>45-64 years, 2019</i>						
Quarter 1	31,030	52,203	52,203	14,539,738	21.34	3,400,575.4
Quarter 2	32,350	54,576	54,576	14,461,861	22.37	3,411,760.1
Quarter 3	32,932	55,657	55,657	14,415,296	22.85	3,427,670.7
Quarter 4	33,099	55,517	55,517	14,245,574	23.23	3,410,601.8
<i>45-64 years, 2020</i>						
Quarter 1	33,321	54,730	54,730	14,033,620	23.74	3,307,198.5
Quarter 2	34,053	55,263	55,263	13,832,030	24.62	3,274,117.4
Quarter 3	34,947	56,780	56,780	13,745,851	25.42	3,273,403.5
Quarter 4	34,301	55,357	55,357	13,499,912	25.41	3,238,002.7
<i>45-64 years, 2021</i>						
Quarter 1	26,782	41,128	41,128	7,869,855	34.03	1,754,365.6
<i>65-74 years, 2000</i>						
Quarter 1	130	257	257	69,314	18.76	16,343.3
Quarter 2	160	328	328	70,108	22.82	16,584.3
Quarter 3	289	590	590	71,126	40.63	17,030.1
Quarter 4	334	692	692	71,916	46.44	17,339.6

**Table 4. Summary of Loop Diuretic Users in the Sentinel Distributed Database (SDD) between January 1, 2000 and March 31, 2021, Cross-Stratified by Year-Quarter and Age (Years)**

	New Users	New Episodes	Adjusted Dispensings	Eligible Members <sup>1</sup>	New Users per 10,000 Eligible Members <sup>1</sup>	Eligible Member-Years <sup>1</sup>
<i>65-74 years, 2001</i>						
Quarter 1	374	799	799	73,639	50.79	17,206.5
Quarter 2	444	915	915	74,634	59.49	17,681.8
Quarter 3	510	1,086	1,086	75,636	67.43	18,186.9
Quarter 4	532	1,164	1,164	76,227	69.79	18,387.5
<i>65-74 years, 2002</i>						
Quarter 1	574	1,207	1,207	76,712	74.83	17,999.5
Quarter 2	654	1,395	1,395	77,628	84.25	18,405.9
Quarter 3	714	1,553	1,553	78,780	90.63	18,916.1
Quarter 4	712	1,619	1,619	78,782	90.38	18,857.7
<i>65-74 years, 2003</i>						
Quarter 1	711	1,579	1,579	78,445	90.64	18,360.6
Quarter 2	729	1,603	1,603	77,246	94.37	18,067.5
Quarter 3	737	1,663	1,663	77,363	95.27	18,483.8
Quarter 4	719	1,632	1,632	77,535	92.73	18,558.9
<i>65-74 years, 2004</i>						
Quarter 1	756	1,712	1,712	78,059	96.85	18,431.0
Quarter 2	801	1,807	1,807	78,195	102.44	18,469.6
Quarter 3	834	1,901	1,901	78,219	106.62	18,578.0
Quarter 4	808	1,927	1,927	77,325	104.49	18,459.0
<i>65-74 years, 2005</i>						
Quarter 1	805	1,856	1,856	76,634	105.04	17,782.5
Quarter 2	805	1,854	1,854	74,808	107.61	17,761.4
Quarter 3	755	1,505	1,505	74,022	102.00	16,337.3
Quarter 4	487	1,001	1,001	61,055	79.76	14,585.2
<i>65-74 years, 2006</i>						
Quarter 1	1,611	2,830	2,830	471,419	34.17	107,536.2
Quarter 2	1,693	2,996	2,996	506,116	33.45	115,010.7
Quarter 3	1,695	3,031	3,031	499,041	33.97	120,289.4
Quarter 4	1,626	2,944	2,944	510,245	31.87	123,216.3
<i>65-74 years, 2007</i>						
Quarter 1	2,935	5,302	5,302	1,087,142	27.00	252,993.2
Quarter 2	3,103	5,678	5,678	1,098,987	28.24	263,326.6
Quarter 3	3,112	5,745	5,745	1,111,871	27.99	269,102.3
Quarter 4	3,103	5,666	5,666	1,119,510	27.72	271,701.7
<i>65-74 years, 2008</i>						
Quarter 1	5,188	9,014	9,014	1,809,548	28.67	426,409.6
Quarter 2	5,478	9,550	9,550	1,848,561	29.63	440,008.5
Quarter 3	5,477	9,719	9,719	1,876,351	29.19	452,421.8
Quarter 4	5,364	9,450	9,450	1,892,946	28.34	458,916.3

**Table 4. Summary of Loop Diuretic Users in the Sentinel Distributed Database (SDD) between January 1, 2000 and March 31, 2021, Cross-Stratified by Year-Quarter and Age (Years)**

	<b>New Users</b>	<b>New Episodes</b>	<b>Adjusted Dispensings</b>	<b>Eligible Members<sup>1</sup></b>	<b>New Users per 10,000 Eligible Members<sup>1</sup></b>	<b>Eligible Member-Years<sup>1</sup></b>
<i>65-74 years, 2009</i>						
Quarter 1	5,363	9,068	9,068	1,899,125	28.24	444,568.8
Quarter 2	5,482	9,316	9,316	1,880,804	29.15	451,266.9
Quarter 3	5,439	9,462	9,462	1,886,372	28.83	456,911.1
Quarter 4	5,266	9,042	9,042	1,878,341	28.04	456,655.7
<i>65-74 years, 2010</i>						
Quarter 1	32,569	57,210	57,210	8,479,961	38.41	2,013,719.2
Quarter 2	33,487	59,482	59,482	8,446,808	39.64	2,038,236.9
Quarter 3	33,483	60,323	60,323	8,512,712	39.33	2,073,292.2
Quarter 4	32,680	58,755	58,755	8,494,486	38.47	2,077,619.6
<i>65-74 years, 2011</i>						
Quarter 1	33,787	58,824	58,824	8,861,207	38.13	2,112,671.2
Quarter 2	34,364	59,989	59,989	8,873,707	38.73	2,142,215.6
Quarter 3	34,400	60,273	60,273	8,994,609	38.25	2,186,185.1
Quarter 4	33,810	58,939	58,939	9,090,841	37.19	2,212,017.9
<i>65-74 years, 2012</i>						
Quarter 1	35,436	60,129	60,129	9,571,455	37.02	2,299,502.4
Quarter 2	36,514	61,760	61,760	9,652,479	37.83	2,324,326.7
Quarter 3	36,581	62,574	62,574	9,794,590	37.35	2,381,417.2
Quarter 4	36,115	62,054	62,054	9,835,071	36.72	2,400,876.3
<i>65-74 years, 2013</i>						
Quarter 1	40,455	66,169	66,169	11,185,799	36.17	2,662,820.7
Quarter 2	42,091	69,416	69,416	11,274,649	37.33	2,717,094.1
Quarter 3	42,591	70,938	70,938	11,403,722	37.35	2,775,132.9
Quarter 4	42,396	70,388	70,388	11,445,324	37.04	2,795,308.8
<i>65-74 years, 2014</i>						
Quarter 1	43,528	70,209	70,209	11,935,333	36.47	2,843,196.2
Quarter 2	46,268	76,093	76,093	12,044,371	38.41	2,897,588.3
Quarter 3	46,240	76,898	76,898	12,168,524	38.00	2,956,956.4
Quarter 4	45,965	76,011	76,011	12,225,929	37.60	2,982,260.0
<i>65-74 years, 2015</i>						
Quarter 1	46,691	74,909	74,909	12,622,718	36.99	3,004,975.3
Quarter 2	48,335	78,587	78,587	12,678,569	38.12	3,054,984.9
Quarter 3	49,076	80,767	80,767	12,840,792	38.22	3,122,585.5
Quarter 4	49,198	80,945	80,945	12,910,116	38.11	3,150,400.3
<i>65-74 years, 2016</i>						
Quarter 1	50,662	81,770	81,770	13,267,834	38.18	3,195,275.9
Quarter 2	52,157	84,184	84,184	13,347,149	39.08	3,216,561.5
Quarter 3	53,032	86,064	86,064	13,519,255	39.23	3,287,841.7
Quarter 4	53,041	85,652	85,652	13,580,695	39.06	3,314,114.9

**Table 4. Summary of Loop Diuretic Users in the Sentinel Distributed Database (SDD) between January 1, 2000 and March 31, 2021, Cross-Stratified by Year-Quarter and Age (Years)**

	<b>New Users</b>	<b>New Episodes</b>	<b>Adjusted Dispensings</b>	<b>Eligible Members<sup>1</sup></b>	<b>New Users per 10,000 Eligible Members<sup>1</sup></b>	<b>Eligible Member-Years<sup>1</sup></b>
<i>65-74 years, 2017</i>						
Quarter 1	53,123	83,936	83,936	13,759,875	38.61	3,276,943.3
Quarter 2	54,948	87,855	87,855	13,805,783	39.80	3,327,434.6
Quarter 3	56,572	90,832	90,832	13,989,989	40.44	3,399,213.5
Quarter 4	56,620	91,211	91,211	14,018,706	40.39	3,413,640.9
<i>65-74 years, 2018</i>						
Quarter 1	56,772	89,095	89,095	14,137,335	40.16	3,363,047.9
Quarter 2	59,060	93,218	93,218	14,157,238	41.72	3,408,684.4
Quarter 3	59,930	95,106	95,106	14,314,975	41.87	3,477,104.1
Quarter 4	60,697	95,451	95,451	14,354,311	42.28	3,500,984.4
<i>65-74 years, 2019</i>						
Quarter 1	62,142	94,343	94,343	14,723,864	42.20	3,502,204.2
Quarter 2	64,796	98,467	98,467	14,789,248	43.81	3,561,384.4
Quarter 3	66,690	101,629	101,629	14,975,632	44.53	3,637,307.3
Quarter 4	67,949	102,666	102,666	15,015,787	45.25	3,670,215.1
<i>65-74 years, 2020</i>						
Quarter 1	70,117	104,262	104,262	15,445,878	45.40	3,711,976.8
Quarter 2	71,109	104,139	104,139	15,462,902	45.99	3,733,604.8
Quarter 3	73,441	107,726	107,726	15,661,029	46.89	3,807,171.8
Quarter 4	73,714	107,369	107,369	15,659,312	47.07	3,831,848.0
<i>65-74 years, 2021</i>						
Quarter 1	66,096	93,167	93,167	14,166,226	46.66	3,196,703.9
<i>75-84 years, 2000</i>						
Quarter 1	101	187	187	40,655	24.84	9,451.7
Quarter 2	108	203	203	40,746	26.51	9,527.3
Quarter 3	172	368	368	40,904	42.05	9,707.4
Quarter 4	211	455	455	40,913	51.57	9,720.2
<i>75-84 years, 2001</i>						
Quarter 1	262	542	542	41,223	63.56	9,495.7
Quarter 2	297	619	619	41,327	71.87	9,666.6
Quarter 3	359	790	790	41,703	86.08	9,876.4
Quarter 4	387	865	865	41,822	92.54	9,948.8
<i>75-84 years, 2002</i>						
Quarter 1	401	885	885	42,132	95.18	9,677.0
Quarter 2	459	1,011	1,011	42,299	108.51	9,877.5
Quarter 3	489	1,093	1,093	42,673	114.59	10,098.5
Quarter 4	504	1,184	1,184	42,686	118.07	10,142.6

**Table 4. Summary of Loop Diuretic Users in the Sentinel Distributed Database (SDD) between January 1, 2000 and March 31, 2021, Cross-Stratified by Year-Quarter and Age (Years)**

	<b>New Users</b>	<b>New Episodes</b>	<b>Adjusted Dispensings</b>	<b>Eligible Members<sup>1</sup></b>	<b>New Users per 10,000 Eligible Members<sup>1</sup></b>	<b>Eligible Member-Years<sup>1</sup></b>
<i>75-84 years, 2003</i>						
Quarter 1	504	1,143	1,143	42,850	117.62	9,869.5
Quarter 2	536	1,162	1,162	42,614	125.78	9,915.7
Quarter 3	560	1,266	1,266	42,773	130.92	10,091.5
Quarter 4	526	1,196	1,196	42,692	123.21	10,107.8
<i>75-84 years, 2004</i>						
Quarter 1	533	1,192	1,192	42,876	124.31	9,959.9
Quarter 2	507	1,188	1,188	42,399	119.58	9,904.6
Quarter 3	546	1,288	1,288	42,567	128.27	10,059.8
Quarter 4	532	1,268	1,268	42,639	124.77	10,085.5
<i>75-84 years, 2005</i>						
Quarter 1	525	1,201	1,201	42,591	123.27	9,800.9
Quarter 2	511	1,181	1,181	41,895	121.97	9,872.0
Quarter 3	486	1,026	1,026	41,505	117.09	9,637.1
Quarter 4	378	788	788	38,616	97.89	9,264.3
<i>75-84 years, 2006</i>						
Quarter 1	1,508	2,698	2,698	244,908	61.57	55,986.0
Quarter 2	1,568	2,831	2,831	264,955	59.18	60,344.8
Quarter 3	1,549	2,894	2,894	260,009	59.57	63,290.9
Quarter 4	1,562	2,893	2,893	264,021	59.16	64,154.1
<i>75-84 years, 2007</i>						
Quarter 1	2,627	4,833	4,833	577,358	45.50	135,138.5
Quarter 2	2,749	5,112	5,112	579,709	47.42	139,698.1
Quarter 3	2,748	5,169	5,169	584,412	47.02	142,118.8
Quarter 4	2,742	5,120	5,120	586,591	46.74	143,049.3
<i>75-84 years, 2008</i>						
Quarter 1	4,491	7,961	7,961	921,265	48.75	219,590.8
Quarter 2	4,676	8,224	8,224	935,351	49.99	224,509.2
Quarter 3	4,666	8,415	8,415	938,851	49.70	228,716.7
Quarter 4	4,640	8,219	8,219	942,857	49.21	229,920.2
<i>75-84 years, 2009</i>						
Quarter 1	4,590	7,974	7,974	944,088	48.62	222,710.8
Quarter 2	4,635	8,128	8,128	936,646	49.49	225,863.4
Quarter 3	4,652	8,168	8,168	942,973	49.33	229,626.1
Quarter 4	4,630	8,042	8,042	945,949	48.95	230,621.4
<i>75-84 years, 2010</i>						
Quarter 1	34,402	62,716	62,716	5,413,252	63.55	1,284,465.6
Quarter 2	35,099	64,776	64,776	5,385,779	65.17	1,296,552.4
Quarter 3	35,007	65,218	65,218	5,402,453	64.80	1,314,334.3
Quarter 4	34,390	63,859	63,859	5,391,865	63.78	1,314,617.4

**Table 4. Summary of Loop Diuretic Users in the Sentinel Distributed Database (SDD) between January 1, 2000 and March 31, 2021, Cross-Stratified by Year-Quarter and Age (Years)**

	New Users	New Episodes	Adjusted Dispensings	Eligible Members <sup>1</sup>	New Users per 10,000 Eligible Members <sup>1</sup>	Eligible Member-Years <sup>1</sup>
<i>75-84 years, 2011</i>						
Quarter 1	35,332	63,361	63,361	5,571,016	63.42	1,324,456.6
Quarter 2	35,885	64,351	64,351	5,550,302	64.65	1,338,092.3
Quarter 3	35,369	63,912	63,912	5,564,875	63.56	1,354,852.5
Quarter 4	34,790	62,435	62,435	5,563,016	62.54	1,356,166.6
<i>75-84 years, 2012</i>						
Quarter 1	36,461	63,833	63,833	5,787,045	63.00	1,391,624.5
Quarter 2	36,866	64,375	64,375	5,780,172	63.78	1,392,447.2
Quarter 3	36,602	64,523	64,523	5,815,721	62.94	1,414,549.9
Quarter 4	36,123	63,872	63,872	5,817,200	62.10	1,417,038.2
<i>75-84 years, 2013</i>						
Quarter 1	40,572	68,080	68,080	6,564,255	61.81	1,560,387.3
Quarter 2	42,079	71,172	71,172	6,586,542	63.89	1,584,829.7
Quarter 3	42,576	72,607	72,607	6,615,829	64.35	1,609,647.1
Quarter 4	42,435	71,956	71,956	6,629,134	64.01	1,615,718.4
<i>75-84 years, 2014</i>						
Quarter 1	43,665	72,176	72,176	6,795,938	64.25	1,617,264.4
Quarter 2	46,469	78,303	78,303	6,816,790	68.17	1,639,988.2
Quarter 3	46,268	78,996	78,996	6,840,199	67.64	1,662,267.4
Quarter 4	46,101	78,249	78,249	6,851,195	67.29	1,669,101.6
<i>75-84 years, 2015</i>						
Quarter 1	46,535	76,828	76,828	6,953,239	66.93	1,651,454.5
Quarter 2	48,286	80,095	80,095	6,957,170	69.40	1,672,435.5
Quarter 3	48,948	82,017	82,017	7,005,117	69.87	1,702,343.9
Quarter 4	49,028	81,898	81,898	7,031,608	69.73	1,712,621.5
<i>75-84 years, 2016</i>						
Quarter 1	50,240	82,753	82,753	7,144,844	70.32	1,718,678.7
Quarter 2	52,034	85,861	85,861	7,170,813	72.56	1,726,918.8
Quarter 3	52,822	88,044	88,044	7,250,256	72.86	1,763,634.7
Quarter 4	53,126	87,707	87,707	7,299,202	72.78	1,777,305.1
<i>75-84 years, 2017</i>						
Quarter 1	53,213	85,987	85,987	7,310,541	72.79	1,738,499.1
Quarter 2	55,339	89,625	89,625	7,338,761	75.41	1,767,975.5
Quarter 3	57,169	93,250	93,250	7,434,979	76.89	1,806,630.8
Quarter 4	58,090	94,702	94,702	7,529,451	77.15	1,829,362.3
<i>75-84 years, 2018</i>						
Quarter 1	58,392	92,593	92,593	7,568,298	77.15	1,797,942.8
Quarter 2	61,497	97,941	97,941	7,616,128	80.75	1,834,244.2
Quarter 3	62,908	100,562	100,562	7,710,696	81.59	1,875,951.2
Quarter 4	64,379	101,617	101,617	7,776,243	82.79	1,896,414.1

**Table 4. Summary of Loop Diuretic Users in the Sentinel Distributed Database (SDD) between January 1, 2000 and March 31, 2021, Cross-Stratified by Year-Quarter and Age (Years)**

	<b>New Users</b>	<b>New Episodes</b>	<b>Adjusted Dispensings</b>	<b>Eligible Members<sup>1</sup></b>	<b>New Users per 10,000 Eligible Members<sup>1</sup></b>	<b>Eligible Member-Years<sup>1</sup></b>
<i>75-84 years, 2019</i>						
Quarter 1	66,043	101,190	101,190	7,930,008	83.28	1,887,233.2
Quarter 2	69,211	106,702	106,702	7,962,084	86.93	1,919,522.7
Quarter 3	71,658	110,203	110,203	8,041,559	89.11	1,957,703.2
Quarter 4	72,808	111,032	111,032	8,087,295	90.03	1,974,330.2
<i>75-84 years, 2020</i>						
Quarter 1	75,092	112,985	112,985	8,257,714	90.94	1,984,134.1
Quarter 2	75,455	111,192	111,192	8,260,525	91.34	1,992,727.8
Quarter 3	77,309	114,098	114,098	8,322,192	92.89	2,025,869.3
Quarter 4	77,439	112,895	112,895	8,331,537	92.95	2,035,391.6
<i>75-84 years, 2021</i>						
Quarter 1	70,544	99,598	99,598	7,638,718	92.35	1,720,512.2
<i>≥ 85 years, 2000</i>						
Quarter 1	49	95	95	23,417	20.92	5,381.6
Quarter 2	55	107	107	23,173	23.73	5,381.9
Quarter 3	110	232	232	23,223	47.37	5,471.5
Quarter 4	122	271	271	23,211	52.56	5,452.4
<i>≥ 85 years, 2001</i>						
Quarter 1	148	328	328	23,083	64.12	5,221.5
Quarter 2	165	336	336	22,792	72.39	5,280.7
Quarter 3	181	403	403	22,753	79.55	5,338.8
Quarter 4	191	471	471	22,695	84.16	5,328.2
<i>≥ 85 years, 2002</i>						
Quarter 1	207	454	454	22,676	91.29	5,150.6
Quarter 2	235	517	517	22,404	104.89	5,180.6
Quarter 3	263	594	594	22,515	116.81	5,279.3
Quarter 4	263	627	627	22,404	117.39	5,252.9
<i>≥ 85 years, 2003</i>						
Quarter 1	258	586	586	22,137	116.55	5,013.8
Quarter 2	250	575	575	21,751	114.94	5,022.8
Quarter 3	256	591	591	21,923	116.77	5,119.1
Quarter 4	239	554	554	21,827	109.50	5,093.9
<i>≥ 85 years, 2004</i>						
Quarter 1	255	606	606	21,609	118.01	4,912.0
Quarter 2	253	596	596	20,919	120.94	4,832.0
Quarter 3	238	558	558	20,920	113.77	4,889.5
Quarter 4	244	601	601	20,901	116.74	4,884.5

**Table 4. Summary of Loop Diuretic Users in the Sentinel Distributed Database (SDD) between January 1, 2000 and March 31, 2021, Cross-Stratified by Year-Quarter and Age (Years)**

	New Users	New Episodes	Adjusted Dispensings	Eligible Members <sup>1</sup>	New Users per 10,000 Eligible Members <sup>1</sup>	Eligible Member-Years <sup>1</sup>
<i>≥ 85 years, 2005</i>						
Quarter 1	233	568	568	20,798	112.03	4,718.6
Quarter 2	215	513	513	20,345	105.68	4,732.0
Quarter 3	210	471	471	20,440	102.74	4,796.8
Quarter 4	180	403	403	20,245	88.91	4,805.2
<i>≥ 85 years, 2006</i>						
Quarter 1	826	1,545	1,545	84,617	97.62	19,166.1
Quarter 2	867	1,671	1,671	91,583	94.67	20,655.5
Quarter 3	873	1,769	1,769	89,926	97.08	21,741.2
Quarter 4	857	1,739	1,739	92,027	93.12	22,156.5
<i>≥ 85 years, 2007</i>						
Quarter 1	1,301	2,487	2,487	183,043	71.08	42,686.7
Quarter 2	1,395	2,730	2,730	186,804	74.68	44,709.0
Quarter 3	1,367	2,712	2,712	189,050	72.31	45,650.5
Quarter 4	1,388	2,736	2,736	190,934	72.70	46,257.0
<i>≥ 85 years, 2008</i>						
Quarter 1	2,230	4,148	4,148	303,139	73.56	71,876.6
Quarter 2	2,289	4,315	4,315	308,473	74.20	73,614.8
Quarter 3	2,320	4,423	4,423	313,022	74.12	75,713.3
Quarter 4	2,320	4,452	4,452	317,304	73.12	76,887.1
<i>≥ 85 years, 2009</i>						
Quarter 1	2,266	4,211	4,211	320,318	70.74	75,186.1
Quarter 2	2,306	4,288	4,288	321,116	71.81	76,883.9
Quarter 3	2,379	4,515	4,515	326,334	72.90	79,101.0
Quarter 4	2,410	4,618	4,618	330,784	72.86	80,303.7
<i>≥ 85 years, 2010</i>						
Quarter 1	23,746	46,872	46,872	2,535,762	93.64	599,693.5
Quarter 2	24,035	48,115	48,115	2,528,742	95.05	606,658.4
Quarter 3	23,885	48,504	48,504	2,541,699	93.97	616,843.0
Quarter 4	23,520	47,453	47,453	2,546,698	92.35	618,542.3
<i>≥ 85 years, 2011</i>						
Quarter 1	24,186	47,154	47,154	2,623,694	92.18	620,869.2
Quarter 2	24,372	47,890	47,890	2,609,659	93.39	626,711.4
Quarter 3	24,276	48,058	48,058	2,622,217	92.58	636,578.4
Quarter 4	24,135	47,925	47,925	2,629,966	91.77	639,330.9
<i>≥ 85 years, 2012</i>						
Quarter 1	25,353	48,896	48,896	2,734,221	92.72	654,672.5
Quarter 2	25,618	49,269	49,269	2,730,907	93.81	655,651.7
Quarter 3	25,549	49,509	49,509	2,749,349	92.93	667,565.6
Quarter 4	25,501	49,254	49,254	2,757,338	92.48	670,050.6



**Table 4. Summary of Loop Diuretic Users in the Sentinel Distributed Database (SDD) between January 1, 2000 and March 31, 2021, Cross-Stratified by Year-Quarter and Age (Years)**

	<b>New Users</b>	<b>New Episodes</b>	<b>Adjusted Dispensings</b>	<b>Eligible Members<sup>1</sup></b>	<b>New Users per 10,000 Eligible Members<sup>1</sup></b>	<b>Eligible Member-Years<sup>1</sup></b>
<i>≥ 85 years, 2013</i>						
Quarter 1	28,438	52,616	52,616	3,077,885	92.39	727,868.8
Quarter 2	29,289	54,768	54,768	3,070,505	95.39	737,199.5
Quarter 3	29,746	56,111	56,111	3,084,828	96.43	749,773.3
Quarter 4	29,839	56,118	56,118	3,097,306	96.34	753,276.1
<i>≥ 85 years, 2014</i>						
Quarter 1	30,845	56,344	56,344	3,157,676	97.68	749,403.4
Quarter 2	32,680	60,772	60,772	3,155,951	103.55	757,950.7
Quarter 3	32,651	61,586	61,586	3,162,661	103.24	768,069.0
Quarter 4	32,531	61,241	61,241	3,168,803	102.66	769,695.0
<i>≥ 85 years, 2015</i>						
Quarter 1	33,074	60,229	60,229	3,189,928	103.68	754,172.1
Quarter 2	33,766	61,993	61,993	3,167,298	106.61	759,407.8
Quarter 3	34,085	63,640	63,640	3,178,253	107.24	771,323.9
Quarter 4	34,385	63,915	63,915	3,184,520	107.98	774,245.9
<i>≥ 85 years, 2016</i>						
Quarter 1	35,436	64,884	64,884	3,224,705	109.89	773,666.2
Quarter 2	36,316	66,718	66,718	3,211,199	113.09	772,072.3
Quarter 3	36,758	68,475	68,475	3,222,734	114.06	783,700.4
Quarter 4	37,309	68,920	68,920	3,232,513	115.42	785,563.4
<i>≥ 85 years, 2017</i>						
Quarter 1	37,135	67,061	67,061	3,198,473	116.10	758,208.7
Quarter 2	38,058	68,861	68,861	3,174,446	119.89	763,411.6
Quarter 3	39,116	71,701	71,701	3,185,039	122.81	774,533.3
Quarter 4	39,573	73,186	73,186	3,190,638	124.03	776,206.6
<i>≥ 85 years, 2018</i>						
Quarter 1	39,777	71,483	71,483	3,162,636	125.77	749,422.3
Quarter 2	41,050	73,992	73,992	3,133,396	131.01	753,722.1
Quarter 3	41,868	76,106	76,106	3,135,738	133.52	763,053.9
Quarter 4	42,594	76,505	76,505	3,136,980	135.78	763,191.1
<i>≥ 85 years, 2019</i>						
Quarter 1	43,526	75,770	75,770	3,155,744	137.93	748,791.1
Quarter 2	45,192	78,846	78,846	3,140,708	143.89	754,519.7
Quarter 3	46,112	81,194	81,194	3,151,758	146.31	765,055.8
Quarter 4	47,268	82,395	82,395	3,161,502	149.51	768,682.2
<i>≥ 85 years, 2020</i>						
Quarter 1	48,700	83,681	83,681	3,201,149	152.13	765,973.3
Quarter 2	47,929	80,408	80,408	3,181,701	150.64	761,844.3
Quarter 3	48,675	81,670	81,670	3,173,265	153.39	769,013.8
Quarter 4	48,599	80,004	80,004	3,160,826	153.75	767,304.6

**Table 4. Summary of Loop Diuretic Users in the Sentinel Distributed Database (SDD) between January 1, 2000 and March 31, 2021, Cross-Stratified by Year-Quarter and Age (Years)**

	New Users	New Episodes	Adjusted Dispensings	Eligible Members <sup>1</sup>	New Users per 10,000 Eligible Members <sup>1</sup>	Eligible Member-Years <sup>1</sup>
<i>≥ 85 years, 2021</i>						
Quarter 1	45,020	71,673	71,673	2,899,947	155.24	655,926.9
<i>Ethacrynic Acid</i>						
<i>18-44 years, 2000</i>						
Quarter 1	*****	*****	*****	*****	0.18	108,467.2
Quarter 2	*****	19	19	*****	0.20	108,619.3
Quarter 3	*****	25	25	*****	0.19	111,812.4
Quarter 4	*****	*****	*****	*****	0.19	114,549.1
<i>18-44 years, 2001</i>						
Quarter 1	*****	21	21	*****	0.17	113,752.3
Quarter 2	*****	26	26	*****	0.22	117,158.9
Quarter 3	*****	18	18	*****	0.18	122,960.4
Quarter 4	*****	*****	*****	*****	0.08	124,558.6
<i>18-44 years, 2002</i>						
Quarter 1	*****	*****	*****	*****	0.06	115,845.7
Quarter 2	*****	*****	*****	*****	0.06	116,058.9
Quarter 3	0	0	0	481,142	0.00	116,195.1
Quarter 4	*****	*****	*****	*****	0.04	108,366.9
<i>18-44 years, 2003</i>						
Quarter 1	*****	*****	*****	*****	0.02	100,985.4
Quarter 2	0	0	0	430,451	0.00	100,754.8
Quarter 3	*****	*****	*****	*****	0.05	103,072.5
Quarter 4	0	0	0	438,367	0.00	104,019.9
<i>18-44 years, 2004</i>						
Quarter 1	0	0	0	445,654	0.00	104,213.5
Quarter 2	0	0	0	448,560	0.00	105,079.8
Quarter 3	*****	*****	*****	*****	0.04	106,015.7
Quarter 4	*****	*****	*****	*****	0.04	106,133.9
<i>18-44 years, 2005</i>						
Quarter 1	*****	*****	*****	*****	0.02	102,218.1
Quarter 2	0	0	0	437,268	0.00	103,580.0
Quarter 3	0	0	0	440,779	0.00	100,450.5
Quarter 4	0	0	0	406,500	0.00	96,328.8
<i>18-44 years, 2006</i>						
Quarter 1	*****	*****	*****	*****	0.02	1,196,249.0
Quarter 2	*****	20	20	*****	0.02	1,212,292.3
Quarter 3	*****	24	24	*****	0.03	1,230,896.2
Quarter 4	19	31	31	5,420,487	0.04	1,277,733.4

**Table 4. Summary of Loop Diuretic Users in the Sentinel Distributed Database (SDD) between January 1, 2000 and March 31, 2021, Cross-Stratified by Year-Quarter and Age (Years)**

	New Users	New Episodes	Adjusted Dispensings	Eligible Members <sup>1</sup>	New Users per 10,000 Eligible Members <sup>1</sup>	Eligible Member-Years <sup>1</sup>
<i>18-44 years, 2007</i>						
Quarter 1	18	26	26	6,216,322	0.03	1,422,953.9
Quarter 2	15	28	28	6,238,411	0.02	1,444,330.0
Quarter 3	13	27	27	6,292,353	0.02	1,458,612.3
Quarter 4	15	25	25	6,202,482	0.02	1,459,895.9
<i>18-44 years, 2008</i>						
Quarter 1	33	57	57	15,777,883	0.02	3,647,802.4
Quarter 2	52	78	78	15,739,772	0.03	3,644,718.1
Quarter 3	44	77	77	15,994,236	0.03	3,692,444.3
Quarter 4	42	76	76	15,543,656	0.03	3,675,011.2
<i>18-44 years, 2009</i>						
Quarter 1	41	82	82	15,420,193	0.03	3,544,191.6
Quarter 2	46	85	85	15,085,865	0.03	3,527,119.9
Quarter 3	53	97	97	15,139,449	0.04	3,517,370.4
Quarter 4	48	89	89	14,583,160	0.03	3,468,523.0
<i>18-44 years, 2010</i>						
Quarter 1	83	158	158	15,366,462	0.05	3,557,753.2
Quarter 2	101	191	191	15,260,984	0.07	3,571,011.7
Quarter 3	87	170	170	15,551,350	0.06	3,613,117.2
Quarter 4	76	150	150	15,102,755	0.05	3,597,385.1
<i>18-44 years, 2011</i>						
Quarter 1	81	153	153	14,838,088	0.05	3,438,273.5
Quarter 2	84	164	164	14,855,947	0.06	3,479,751.7
Quarter 3	72	140	140	15,119,338	0.05	3,518,001.4
Quarter 4	72	145	145	14,846,472	0.05	3,545,204.0
<i>18-44 years, 2012</i>						
Quarter 1	73	139	139	14,505,681	0.05	3,401,724.5
Quarter 2	70	129	129	14,477,038	0.05	3,394,660.0
Quarter 3	68	137	137	14,720,194	0.05	3,433,334.7
Quarter 4	68	133	133	14,415,481	0.05	3,439,207.6
<i>18-44 years, 2013</i>						
Quarter 1	70	143	143	16,030,728	0.04	3,736,407.9
Quarter 2	69	135	135	16,004,480	0.04	3,763,205.1
Quarter 3	68	136	136	16,329,922	0.04	3,833,136.6
Quarter 4	79	148	148	16,106,618	0.05	3,829,024.6
<i>18-44 years, 2014</i>						
Quarter 1	73	123	123	16,713,512	0.04	3,887,573.9
Quarter 2	78	149	149	16,908,994	0.05	3,959,700.6
Quarter 3	61	124	124	17,055,908	0.04	3,991,192.3
Quarter 4	55	115	115	16,767,937	0.03	3,979,986.1

**Table 4. Summary of Loop Diuretic Users in the Sentinel Distributed Database (SDD) between January 1, 2000 and March 31, 2021, Cross-Stratified by Year-Quarter and Age (Years)**

	New Users	New Episodes	Adjusted Dispensings	Eligible Members <sup>1</sup>	New Users per 10,000 Eligible Members <sup>1</sup>	Eligible Member-Years <sup>1</sup>
<i>18-44 years, 2015</i>						
Quarter 1	59	103	103	17,265,477	0.03	3,988,304.0
Quarter 2	63	123	123	17,298,659	0.04	4,053,767.5
Quarter 3	67	126	126	17,412,208	0.04	4,081,989.4
Quarter 4	65	134	134	17,229,397	0.04	4,083,077.8
<i>18-44 years, 2016</i>						
Quarter 1	60	114	114	17,836,523	0.03	4,176,844.4
Quarter 2	49	107	107	17,846,247	0.03	4,182,957.7
Quarter 3	51	100	100	18,033,884	0.03	4,224,106.8
Quarter 4	51	101	101	17,871,778	0.03	4,238,806.1
<i>18-44 years, 2017</i>						
Quarter 1	50	97	97	17,807,530	0.03	4,147,144.3
Quarter 2	45	85	85	17,771,139	0.03	4,170,729.9
Quarter 3	48	92	92	17,843,012	0.03	4,181,157.7
Quarter 4	47	87	87	17,497,613	0.03	4,157,738.2
<i>18-44 years, 2018</i>						
Quarter 1	81	109	109	17,180,864	0.05	4,003,977.8
Quarter 2	164	194	194	17,165,764	0.10	4,025,235.8
Quarter 3	80	116	116	17,342,950	0.05	4,058,791.3
Quarter 4	41	74	74	17,092,291	0.02	4,063,850.9
<i>18-44 years, 2019</i>						
Quarter 1	36	63	63	16,698,367	0.02	3,897,790.8
Quarter 2	38	70	70	16,687,092	0.02	3,918,574.4
Quarter 3	37	76	76	16,818,390	0.02	3,935,958.2
Quarter 4	36	71	71	16,472,162	0.02	3,924,011.7
<i>18-44 years, 2020</i>						
Quarter 1	31	54	54	15,942,511	0.02	3,756,060.9
Quarter 2	33	58	58	15,651,270	0.02	3,707,627.8
Quarter 3	33	55	55	15,616,937	0.02	3,676,557.5
Quarter 4	32	58	58	15,194,953	0.02	3,632,965.0
<i>18-44 years, 2021</i>						
Quarter 1	25	51	51	7,028,107	0.04	1,619,208.2
<i>45-64 years, 2000</i>						
Quarter 1	19	37	37	228,450	0.83	54,770.1
Quarter 2	26	53	53	228,772	1.14	55,090.6
Quarter 3	22	46	46	231,916	0.95	56,472.8
Quarter 4	26	60	60	235,157	1.11	57,510.5

**Table 4. Summary of Loop Diuretic Users in the Sentinel Distributed Database (SDD) between January 1, 2000 and March 31, 2021, Cross-Stratified by Year-Quarter and Age (Years)**

	New Users	New Episodes	Adjusted Dispensings	Eligible Members <sup>1</sup>	New Users per 10,000 Eligible Members <sup>1</sup>	Eligible Member-Years <sup>1</sup>
<i>45-64 years, 2001</i>						
Quarter 1	24	58	58	240,034	1.00	57,148.3
Quarter 2	29	63	63	246,355	1.18	58,912.8
Quarter 3	24	54	54	252,180	0.95	61,335.5
Quarter 4	19	35	35	256,347	0.74	62,492.7
<i>45-64 years, 2002</i>						
Quarter 1	*****	*****	19	*****	0.47	60,973.7
Quarter 2	*****	14	14	*****	0.42	62,391.7
Quarter 3	*****	*****	*****	*****	0.12	63,275.1
Quarter 4	*****	*****	*****	*****	0.04	61,219.2
<i>45-64 years, 2003</i>						
Quarter 1	*****	*****	*****	*****	0.04	58,154.4
Quarter 2	*****	*****	*****	*****	0.08	58,194.9
Quarter 3	*****	*****	*****	*****	0.08	59,251.6
Quarter 4	*****	*****	*****	*****	0.12	59,672.5
<i>45-64 years, 2004</i>						
Quarter 1	*****	*****	*****	*****	0.08	59,745.5
Quarter 2	*****	*****	*****	*****	0.12	60,168.0
Quarter 3	*****	12	12	252,286	0.36	60,986.6
Quarter 4	*****	18	18	251,787	0.28	61,145.8
<i>45-64 years, 2005</i>						
Quarter 1	*****	19	19	*****	0.28	59,521.2
Quarter 2	*****	21	21	247,276	0.36	59,887.8
Quarter 3	*****	15	15	245,924	0.41	53,392.3
Quarter 4	*****	*****	*****	*****	0.21	45,106.0
<i>45-64 years, 2006</i>						
Quarter 1	51	73	73	3,461,873	0.15	815,090.9
Quarter 2	44	75	75	3,492,227	0.13	831,420.8
Quarter 3	44	74	74	3,521,527	0.12	848,260.5
Quarter 4	47	81	81	3,672,813	0.13	888,502.1
<i>45-64 years, 2007</i>						
Quarter 1	65	128	128	4,371,819	0.15	1,025,358.8
Quarter 2	79	147	147	4,423,275	0.18	1,050,080.2
Quarter 3	77	141	141	4,440,980	0.17	1,066,084.3
Quarter 4	78	148	148	4,455,167	0.18	1,074,732.8
<i>45-64 years, 2008</i>						
Quarter 1	192	309	309	10,558,855	0.18	2,496,732.9
Quarter 2	230	387	387	10,603,726	0.22	2,512,371.8
Quarter 3	232	391	391	10,675,383	0.22	2,557,108.2
Quarter 4	228	392	392	10,651,197	0.21	2,567,566.7

**Table 4. Summary of Loop Diuretic Users in the Sentinel Distributed Database (SDD) between January 1, 2000 and March 31, 2021, Cross-Stratified by Year-Quarter and Age (Years)**

	New Users	New Episodes	Adjusted Dispensings	Eligible Members <sup>1</sup>	New Users per 10,000 Eligible Members <sup>1</sup>	Eligible Member-Years <sup>1</sup>
<i>45-64 years, 2009</i>						
Quarter 1	242	395	395	10,689,766	0.23	2,501,785.0
Quarter 2	236	397	397	10,585,427	0.22	2,519,472.5
Quarter 3	219	370	370	10,546,430	0.21	2,533,591.1
Quarter 4	234	404	404	10,455,246	0.22	2,529,861.0
<i>45-64 years, 2010</i>						
Quarter 1	418	772	772	13,172,276	0.32	3,087,769.3
Quarter 2	475	844	844	13,140,219	0.36	3,120,818.9
Quarter 3	477	860	860	13,209,651	0.36	3,166,161.7
Quarter 4	465	898	898	13,147,247	0.35	3,174,257.0
<i>45-64 years, 2011</i>						
Quarter 1	466	834	834	12,968,193	0.36	3,043,849.0
Quarter 2	436	833	833	13,013,136	0.34	3,088,614.8
Quarter 3	455	857	857	13,087,078	0.35	3,131,016.4
Quarter 4	456	875	875	13,063,619	0.35	3,140,722.3
<i>45-64 years, 2012</i>						
Quarter 1	457	836	836	12,870,273	0.36	3,041,198.2
Quarter 2	464	857	857	12,843,379	0.36	3,040,161.8
Quarter 3	481	920	920	12,876,406	0.37	3,079,395.8
Quarter 4	476	931	931	12,816,240	0.37	3,083,950.1
<i>45-64 years, 2013</i>						
Quarter 1	521	934	934	14,292,485	0.36	3,358,780.6
Quarter 2	527	989	989	14,280,557	0.37	3,393,183.6
Quarter 3	513	959	959	14,431,852	0.36	3,463,264.3
Quarter 4	510	986	986	14,446,104	0.35	3,465,829.2
<i>45-64 years, 2014</i>						
Quarter 1	453	835	835	14,953,194	0.30	3,495,972.6
Quarter 2	460	895	895	15,082,014	0.30	3,562,554.6
Quarter 3	482	927	927	15,055,393	0.32	3,594,732.3
Quarter 4	434	848	848	14,970,596	0.29	3,581,073.2
<i>45-64 years, 2015</i>						
Quarter 1	411	776	776	15,359,134	0.27	3,568,615.3
Quarter 2	406	789	789	15,327,504	0.26	3,628,034.6
Quarter 3	386	775	775	15,325,913	0.25	3,661,815.3
Quarter 4	388	758	758	15,367,491	0.25	3,672,942.8
<i>45-64 years, 2016</i>						
Quarter 1	359	667	667	15,877,890	0.23	3,743,988.3
Quarter 2	353	668	668	15,870,182	0.22	3,752,978.5
Quarter 3	366	682	682	15,905,875	0.23	3,804,182.2
Quarter 4	351	689	689	15,951,362	0.22	3,813,210.3

**Table 4. Summary of Loop Diuretic Users in the Sentinel Distributed Database (SDD) between January 1, 2000 and March 31, 2021, Cross-Stratified by Year-Quarter and Age (Years)**

	New Users	New Episodes	Adjusted Dispensings	Eligible Members <sup>1</sup>	New Users per 10,000 Eligible Members <sup>1</sup>	Eligible Member-Years <sup>1</sup>
<i>45-64 years, 2017</i>						
Quarter 1	346	644	644	15,768,983	0.22	3,694,070.0
Quarter 2	338	642	642	15,706,729	0.22	3,720,415.1
Quarter 3	335	628	628	15,658,456	0.21	3,731,400.0
Quarter 4	333	597	597	15,453,980	0.22	3,694,615.5
<i>45-64 years, 2018</i>						
Quarter 1	353	626	626	15,009,725	0.24	3,515,498.6
Quarter 2	413	667	667	14,944,103	0.28	3,531,350.8
Quarter 3	332	604	604	14,909,421	0.22	3,553,936.6
Quarter 4	295	569	569	14,806,608	0.20	3,540,503.2
<i>45-64 years, 2019</i>						
Quarter 1	253	437	437	14,539,738	0.17	3,400,575.4
Quarter 2	242	424	424	14,461,861	0.17	3,411,760.1
Quarter 3	254	445	445	14,415,296	0.18	3,427,670.7
Quarter 4	227	417	417	14,245,574	0.16	3,410,601.8
<i>45-64 years, 2020</i>						
Quarter 1	224	389	389	14,033,620	0.16	3,307,198.5
Quarter 2	221	393	393	13,832,030	0.16	3,274,117.4
Quarter 3	217	362	362	13,745,851	0.16	3,273,403.5
Quarter 4	223	358	358	13,499,912	0.17	3,238,002.7
<i>45-64 years, 2021</i>						
Quarter 1	174	265	265	7,869,855	0.22	1,754,365.6
<i>65-74 years, 2000</i>						
Quarter 1	16	33	33	69,314	2.31	16,343.3
Quarter 2	12	23	23	70,108	1.71	16,584.3
Quarter 3	18	43	43	71,126	2.53	17,030.1
Quarter 4	20	48	48	71,916	2.78	17,339.6
<i>65-74 years, 2001</i>						
Quarter 1	21	46	46	73,639	2.85	17,206.5
Quarter 2	23	45	45	74,634	3.08	17,681.8
Quarter 3	19	33	33	75,636	2.51	18,186.9
Quarter 4	*****	26	26	*****	1.31	18,387.5
<i>65-74 years, 2002</i>						
Quarter 1	*****	16	16	76,712	1.30	17,999.5
Quarter 2	*****	*****	*****	*****	0.39	18,405.9
Quarter 3	*****	*****	*****	*****	0.51	18,916.1
Quarter 4	*****	*****	*****	*****	0.51	18,857.7

**Table 4. Summary of Loop Diuretic Users in the Sentinel Distributed Database (SDD) between January 1, 2000 and March 31, 2021, Cross-Stratified by Year-Quarter and Age (Years)**

	New Users	New Episodes	Adjusted Dispensings	Eligible Members <sup>1</sup>	New Users per 10,000 Eligible Members <sup>1</sup>	Eligible Member-Years <sup>1</sup>
<i>65-74 years, 2003</i>						
Quarter 1	0	0	0	78,445	0.00	18,360.6
Quarter 2	0	0	0	77,246	0.00	18,067.5
Quarter 3	0	0	0	77,363	0.00	18,483.8
Quarter 4	0	0	0	77,535	0.00	18,558.9
<i>65-74 years, 2004</i>						
Quarter 1	0	0	0	78,059	0.00	18,431.0
Quarter 2	*****	*****	*****	*****	0.13	18,469.6
Quarter 3	*****	*****	*****	*****	0.13	18,578.0
Quarter 4	*****	*****	*****	*****	0.26	18,459.0
<i>65-74 years, 2005</i>						
Quarter 1	*****	*****	*****	*****	0.78	17,782.5
Quarter 2	*****	*****	*****	*****	0.53	17,761.4
Quarter 3	*****	*****	*****	*****	0.27	16,337.3
Quarter 4	*****	*****	*****	*****	0.16	14,585.2
<i>65-74 years, 2006</i>						
Quarter 1	25	37	37	471,419	0.53	107,536.2
Quarter 2	37	64	64	506,116	0.73	115,010.7
Quarter 3	34	62	62	499,041	0.68	120,289.4
Quarter 4	36	63	63	510,245	0.71	123,216.3
<i>65-74 years, 2007</i>						
Quarter 1	54	90	90	1,087,142	0.50	252,993.2
Quarter 2	51	83	83	1,098,987	0.46	263,326.6
Quarter 3	55	90	90	1,111,871	0.49	269,102.3
Quarter 4	55	102	102	1,119,510	0.49	271,701.7
<i>65-74 years, 2008</i>						
Quarter 1	93	172	172	1,809,548	0.51	426,409.6
Quarter 2	99	186	186	1,848,561	0.54	440,008.5
Quarter 3	106	193	193	1,876,351	0.56	452,421.8
Quarter 4	106	200	200	1,892,946	0.56	458,916.3
<i>65-74 years, 2009</i>						
Quarter 1	134	239	239	1,899,125	0.71	444,568.8
Quarter 2	135	251	251	1,880,804	0.72	451,266.9
Quarter 3	141	252	252	1,886,372	0.75	456,911.1
Quarter 4	144	258	258	1,878,341	0.77	456,655.7
<i>65-74 years, 2010</i>						
Quarter 1	655	1,109	1,109	8,479,961	0.77	2,013,719.2
Quarter 2	676	1,167	1,167	8,446,808	0.80	2,038,236.9
Quarter 3	678	1,200	1,200	8,512,712	0.80	2,073,292.2
Quarter 4	671	1,221	1,221	8,494,486	0.79	2,077,619.6



**Table 4. Summary of Loop Diuretic Users in the Sentinel Distributed Database (SDD) between January 1, 2000 and March 31, 2021, Cross-Stratified by Year-Quarter and Age (Years)**

	New Users	New Episodes	Adjusted Dispensings	Eligible Members <sup>1</sup>	New Users per 10,000 Eligible Members <sup>1</sup>	Eligible Member-Years <sup>1</sup>
<i>65-74 years, 2011</i>						
Quarter 1	744	1,305	1,305	8,861,207	0.84	2,112,671.2
Quarter 2	756	1,318	1,318	8,873,707	0.85	2,142,215.6
Quarter 3	739	1,299	1,299	8,994,609	0.82	2,186,185.1
Quarter 4	730	1,307	1,307	9,090,841	0.80	2,212,017.9
<i>65-74 years, 2012</i>						
Quarter 1	778	1,314	1,314	9,571,455	0.81	2,299,502.4
Quarter 2	800	1,343	1,343	9,652,479	0.83	2,324,326.7
Quarter 3	743	1,324	1,324	9,794,590	0.76	2,381,417.2
Quarter 4	768	1,369	1,369	9,835,071	0.78	2,400,876.3
<i>65-74 years, 2013</i>						
Quarter 1	887	1,529	1,529	11,185,799	0.79	2,662,820.7
Quarter 2	982	1,708	1,708	11,274,649	0.87	2,717,094.1
Quarter 3	979	1,738	1,738	11,403,722	0.86	2,775,132.9
Quarter 4	942	1,691	1,691	11,445,324	0.82	2,795,308.8
<i>65-74 years, 2014</i>						
Quarter 1	994	1,730	1,730	11,935,333	0.83	2,843,196.2
Quarter 2	990	1,745	1,745	12,044,371	0.82	2,897,588.3
Quarter 3	928	1,661	1,661	12,168,524	0.76	2,956,956.4
Quarter 4	873	1,558	1,558	12,225,929	0.71	2,982,260.0
<i>65-74 years, 2015</i>						
Quarter 1	852	1,473	1,473	12,622,718	0.67	3,004,975.3
Quarter 2	830	1,521	1,521	12,678,569	0.65	3,054,984.9
Quarter 3	803	1,456	1,456	12,840,792	0.63	3,122,585.5
Quarter 4	748	1,340	1,340	12,910,116	0.58	3,150,400.3
<i>65-74 years, 2016</i>						
Quarter 1	669	1,112	1,112	13,267,834	0.50	3,195,275.9
Quarter 2	641	1,123	1,123	13,347,149	0.48	3,216,561.5
Quarter 3	610	1,045	1,045	13,519,255	0.45	3,287,841.7
Quarter 4	627	1,092	1,092	13,580,695	0.46	3,314,114.9
<i>65-74 years, 2017</i>						
Quarter 1	579	960	960	13,759,875	0.42	3,276,943.3
Quarter 2	563	964	964	13,805,783	0.41	3,327,434.6
Quarter 3	576	959	959	13,989,989	0.41	3,399,213.5
Quarter 4	553	930	930	14,018,706	0.39	3,413,640.9
<i>65-74 years, 2018</i>						
Quarter 1	541	906	906	14,137,335	0.38	3,363,047.9
Quarter 2	544	935	935	14,157,238	0.38	3,408,684.4
Quarter 3	528	971	971	14,314,975	0.37	3,477,104.1
Quarter 4	517	920	920	14,354,311	0.36	3,500,984.4

**Table 4. Summary of Loop Diuretic Users in the Sentinel Distributed Database (SDD) between January 1, 2000 and March 31, 2021, Cross-Stratified by Year-Quarter and Age (Years)**

	New Users	New Episodes	Adjusted Dispensings	Eligible Members <sup>1</sup>	New Users per 10,000 Eligible Members <sup>1</sup>	Eligible Member-Years <sup>1</sup>
<i>65-74 years, 2019</i>						
Quarter 1	432	715	715	14,723,864	0.29	3,502,204.2
Quarter 2	364	639	639	14,789,248	0.25	3,561,384.4
Quarter 3	374	653	653	14,975,632	0.25	3,637,307.3
Quarter 4	362	632	632	15,015,787	0.24	3,670,215.1
<i>65-74 years, 2020</i>						
Quarter 1	373	650	650	15,445,878	0.24	3,711,976.8
Quarter 2	362	647	647	15,462,902	0.23	3,733,604.8
Quarter 3	372	634	634	15,661,029	0.24	3,807,171.8
Quarter 4	445	745	745	15,659,312	0.28	3,831,848.0
<i>65-74 years, 2021</i>						
Quarter 1	423	658	658	14,166,226	0.30	3,196,703.9
<i>75-84 years, 2000</i>						
Quarter 1	*****	18	18	*****	2.21	9,451.7
Quarter 2	11	28	28	40,746	2.70	9,527.3
Quarter 3	14	34	34	40,904	3.42	9,707.4
Quarter 4	16	33	33	40,913	3.91	9,720.2
<i>75-84 years, 2001</i>						
Quarter 1	15	35	35	41,223	3.64	9,495.7
Quarter 2	16	36	36	41,327	3.87	9,666.6
Quarter 3	*****	19	19	*****	2.40	9,876.4
Quarter 4	*****	11	11	*****	1.43	9,948.8
<i>75-84 years, 2002</i>						
Quarter 1	*****	*****	*****	*****	0.71	9,677.0
Quarter 2	*****	*****	*****	*****	0.71	9,877.5
Quarter 3	*****	*****	*****	*****	0.23	10,098.5
Quarter 4	*****	*****	*****	*****	0.47	10,142.6
<i>75-84 years, 2003</i>						
Quarter 1	0	0	0	42,850	0.00	9,869.5
Quarter 2	0	0	0	42,614	0.00	9,915.7
Quarter 3	*****	*****	*****	*****	0.23	10,091.5
Quarter 4	*****	*****	*****	*****	0.23	10,107.8
<i>75-84 years, 2004</i>						
Quarter 1	*****	*****	*****	*****	0.70	9,959.9
Quarter 2	*****	*****	*****	*****	1.18	9,904.6
Quarter 3	*****	*****	*****	*****	0.94	10,059.8
Quarter 4	*****	11	11	*****	1.17	10,085.5

**Table 4. Summary of Loop Diuretic Users in the Sentinel Distributed Database (SDD) between January 1, 2000 and March 31, 2021, Cross-Stratified by Year-Quarter and Age (Years)**

	New Users	New Episodes	Adjusted Dispensings	Eligible Members <sup>1</sup>	New Users per 10,000 Eligible Members <sup>1</sup>	Eligible Member-Years <sup>1</sup>
<i>75-84 years, 2005</i>						
Quarter 1	*****	*****	*****	*****	0.70	9,800.9
Quarter 2	*****	*****	*****	*****	0.72	9,872.0
Quarter 3	*****	*****	*****	*****	0.48	9,637.1
Quarter 4	*****	*****	*****	*****	0.78	9,264.3
<i>75-84 years, 2006</i>						
Quarter 1	27	45	45	244,908	1.10	55,986.0
Quarter 2	30	51	51	264,955	1.13	60,344.8
Quarter 3	28	50	50	260,009	1.08	63,290.9
Quarter 4	22	46	46	264,021	0.83	64,154.1
<i>75-84 years, 2007</i>						
Quarter 1	48	81	81	577,358	0.83	135,138.5
Quarter 2	53	90	90	579,709	0.91	139,698.1
Quarter 3	49	97	97	584,412	0.84	142,118.8
Quarter 4	52	100	100	586,591	0.89	143,049.3
<i>75-84 years, 2008</i>						
Quarter 1	91	160	160	921,265	0.99	219,590.8
Quarter 2	99	174	174	935,351	1.06	224,509.2
Quarter 3	94	175	175	938,851	1.00	228,716.7
Quarter 4	100	180	180	942,857	1.06	229,920.2
<i>75-84 years, 2009</i>						
Quarter 1	101	178	178	944,088	1.07	222,710.8
Quarter 2	110	191	191	936,646	1.17	225,863.4
Quarter 3	105	181	181	942,973	1.11	229,626.1
Quarter 4	107	177	177	945,949	1.13	230,621.4
<i>75-84 years, 2010</i>						
Quarter 1	731	1,329	1,329	5,413,252	1.35	1,284,465.6
Quarter 2	758	1,366	1,366	5,385,779	1.41	1,296,552.4
Quarter 3	744	1,364	1,364	5,402,453	1.38	1,314,334.3
Quarter 4	739	1,342	1,342	5,391,865	1.37	1,314,617.4
<i>75-84 years, 2011</i>						
Quarter 1	772	1,377	1,377	5,571,016	1.39	1,324,456.6
Quarter 2	812	1,432	1,432	5,550,302	1.46	1,338,092.3
Quarter 3	804	1,418	1,418	5,564,875	1.44	1,354,852.5
Quarter 4	777	1,394	1,394	5,563,016	1.40	1,356,166.6
<i>75-84 years, 2012</i>						
Quarter 1	802	1,404	1,404	5,787,045	1.39	1,391,624.5
Quarter 2	794	1,346	1,346	5,780,172	1.37	1,392,447.2
Quarter 3	780	1,330	1,330	5,815,721	1.34	1,414,549.9
Quarter 4	774	1,349	1,349	5,817,200	1.33	1,417,038.2

**Table 4. Summary of Loop Diuretic Users in the Sentinel Distributed Database (SDD) between January 1, 2000 and March 31, 2021, Cross-Stratified by Year-Quarter and Age (Years)**

	New Users	New Episodes	Adjusted Dispensings	Eligible Members <sup>1</sup>	New Users per 10,000 Eligible Members <sup>1</sup>	Eligible Member-Years <sup>1</sup>
<i>75-84 years, 2013</i>						
Quarter 1	885	1,576	1,576	6,564,255	1.35	1,560,387.3
Quarter 2	936	1,673	1,673	6,586,542	1.42	1,584,829.7
Quarter 3	915	1,663	1,663	6,615,829	1.38	1,609,647.1
Quarter 4	919	1,679	1,679	6,629,134	1.39	1,615,718.4
<i>75-84 years, 2014</i>						
Quarter 1	944	1,717	1,717	6,795,938	1.39	1,617,264.4
Quarter 2	923	1,731	1,731	6,816,790	1.35	1,639,988.2
Quarter 3	894	1,667	1,667	6,840,199	1.31	1,662,267.4
Quarter 4	843	1,586	1,586	6,851,195	1.23	1,669,101.6
<i>75-84 years, 2015</i>						
Quarter 1	846	1,498	1,498	6,953,239	1.22	1,651,454.5
Quarter 2	819	1,491	1,491	6,957,170	1.18	1,672,435.5
Quarter 3	752	1,388	1,388	7,005,117	1.07	1,702,343.9
Quarter 4	684	1,213	1,213	7,031,608	0.97	1,712,621.5
<i>75-84 years, 2016</i>						
Quarter 1	656	1,191	1,191	7,144,844	0.92	1,718,678.7
Quarter 2	619	1,100	1,100	7,170,813	0.86	1,726,918.8
Quarter 3	583	1,054	1,054	7,250,256	0.80	1,763,634.7
Quarter 4	586	1,039	1,039	7,299,202	0.80	1,777,305.1
<i>75-84 years, 2017</i>						
Quarter 1	552	991	991	7,310,541	0.76	1,738,499.1
Quarter 2	534	978	978	7,338,761	0.73	1,767,975.5
Quarter 3	540	922	922	7,434,979	0.73	1,806,630.8
Quarter 4	531	896	896	7,529,451	0.71	1,829,362.3
<i>75-84 years, 2018</i>						
Quarter 1	511	862	862	7,568,298	0.68	1,797,942.8
Quarter 2	558	1,003	1,003	7,616,128	0.73	1,834,244.2
Quarter 3	517	936	936	7,710,696	0.67	1,875,951.2
Quarter 4	499	866	866	7,776,243	0.64	1,896,414.1
<i>75-84 years, 2019</i>						
Quarter 1	415	685	685	7,930,008	0.52	1,887,233.2
Quarter 2	379	701	701	7,962,084	0.48	1,919,522.7
Quarter 3	376	707	707	8,041,559	0.47	1,957,703.2
Quarter 4	378	669	669	8,087,295	0.47	1,974,330.2
<i>75-84 years, 2020</i>						
Quarter 1	365	677	677	8,257,714	0.44	1,984,134.1
Quarter 2	351	656	656	8,260,525	0.42	1,992,727.8
Quarter 3	380	679	679	8,322,192	0.46	2,025,869.3
Quarter 4	436	740	740	8,331,537	0.52	2,035,391.6

**Table 4. Summary of Loop Diuretic Users in the Sentinel Distributed Database (SDD) between January 1, 2000 and March 31, 2021, Cross-Stratified by Year-Quarter and Age (Years)**

	New Users	New Episodes	Adjusted Dispensings	Eligible Members <sup>1</sup>	New Users per 10,000 Eligible Members <sup>1</sup>	Eligible Member-Years <sup>1</sup>
<i>75-84 years, 2021</i>						
Quarter 1	408	674	674	7,638,718	0.53	1,720,512.2
<i>≥ 85 years, 2000</i>						
Quarter 1	*****	*****	*****	*****	2.14	5,381.6
Quarter 2	*****	11	11	*****	1.73	5,381.9
Quarter 3	*****	12	12	*****	2.58	5,471.5
Quarter 4	*****	*****	*****	*****	2.15	5,452.4
<i>≥ 85 years, 2001</i>						
Quarter 1	*****	14	14	*****	3.03	5,221.5
Quarter 2	*****	15	15	*****	3.51	5,280.7
Quarter 3	*****	19	19	*****	3.52	5,338.8
Quarter 4	*****	*****	*****	*****	1.32	5,328.2
<i>≥ 85 years, 2002</i>						
Quarter 1	*****	*****	*****	*****	1.32	5,150.6
Quarter 2	0	0	0	22,404	0.00	5,180.6
Quarter 3	0	0	0	22,515	0.00	5,279.3
Quarter 4	0	0	0	22,404	0.00	5,252.9
<i>≥ 85 years, 2003</i>						
Quarter 1	0	0	0	22,137	0.00	5,013.8
Quarter 2	*****	*****	*****	*****	0.46	5,022.8
Quarter 3	*****	*****	*****	*****	0.46	5,119.1
Quarter 4	0	0	0	21,827	0.00	5,093.9
<i>≥ 85 years, 2004</i>						
Quarter 1	0	0	0	21,609	0.00	4,912.0
Quarter 2	*****	*****	*****	*****	0.48	4,832.0
Quarter 3	*****	*****	*****	*****	1.91	4,889.5
Quarter 4	*****	*****	*****	*****	1.91	4,884.5
<i>≥ 85 years, 2005</i>						
Quarter 1	*****	*****	*****	*****	1.92	4,718.6
Quarter 2	*****	11	11	*****	1.97	4,732.0
Quarter 3	*****	*****	*****	*****	1.96	4,796.8
Quarter 4	*****	14	14	*****	2.47	4,805.2
<i>≥ 85 years, 2006</i>						
Quarter 1	*****	*****	*****	*****	0.59	19,166.1
Quarter 2	*****	*****	*****	*****	0.44	20,655.5
Quarter 3	*****	14	14	*****	1.11	21,741.2
Quarter 4	11	25	25	92,027	1.20	22,156.5

**Table 4. Summary of Loop Diuretic Users in the Sentinel Distributed Database (SDD) between January 1, 2000 and March 31, 2021, Cross-Stratified by Year-Quarter and Age (Years)**

	New Users	New Episodes	Adjusted Dispensings	Eligible Members <sup>1</sup>	New Users per 10,000 Eligible Members <sup>1</sup>	Eligible Member-Years <sup>1</sup>
<i>≥ 85 years, 2007</i>						
Quarter 1	27	43	43	183,043	1.48	42,686.7
Quarter 2	22	50	50	186,804	1.18	44,709.0
Quarter 3	24	51	51	189,050	1.27	45,650.5
Quarter 4	25	52	52	190,934	1.31	46,257.0
<i>≥ 85 years, 2008</i>						
Quarter 1	40	85	85	303,139	1.32	71,876.6
Quarter 2	40	79	79	308,473	1.30	73,614.8
Quarter 3	39	70	70	313,022	1.25	75,713.3
Quarter 4	47	86	86	317,304	1.48	76,887.1
<i>≥ 85 years, 2009</i>						
Quarter 1	50	81	81	320,318	1.56	75,186.1
Quarter 2	48	95	95	321,116	1.49	76,883.9
Quarter 3	38	74	74	326,334	1.16	79,101.0
Quarter 4	44	80	80	330,784	1.33	80,303.7
<i>≥ 85 years, 2010</i>						
Quarter 1	528	1,017	1,017	2,535,762	2.08	599,693.5
Quarter 2	538	1,072	1,072	2,528,742	2.13	606,658.4
Quarter 3	558	1,136	1,136	2,541,699	2.20	616,843.0
Quarter 4	555	1,127	1,127	2,546,698	2.18	618,542.3
<i>≥ 85 years, 2011</i>						
Quarter 1	595	1,124	1,124	2,623,694	2.27	620,869.2
Quarter 2	586	1,141	1,141	2,609,659	2.25	626,711.4
Quarter 3	595	1,203	1,203	2,622,217	2.27	636,578.4
Quarter 4	598	1,167	1,167	2,629,966	2.27	639,330.9
<i>≥ 85 years, 2012</i>						
Quarter 1	657	1,258	1,258	2,734,221	2.40	654,672.5
Quarter 2	652	1,270	1,270	2,730,907	2.39	655,651.7
Quarter 3	626	1,229	1,229	2,749,349	2.28	667,565.6
Quarter 4	618	1,219	1,219	2,757,338	2.24	670,050.6
<i>≥ 85 years, 2013</i>						
Quarter 1	745	1,498	1,498	3,077,885	2.42	727,868.8
Quarter 2	738	1,567	1,567	3,070,505	2.40	737,199.5
Quarter 3	752	1,592	1,592	3,084,828	2.44	749,773.3
Quarter 4	731	1,615	1,615	3,097,306	2.36	753,276.1
<i>≥ 85 years, 2014</i>						
Quarter 1	790	1,604	1,604	3,157,676	2.50	749,403.4
Quarter 2	785	1,651	1,651	3,155,951	2.49	757,950.7
Quarter 3	774	1,667	1,667	3,162,661	2.45	768,069.0
Quarter 4	742	1,587	1,587	3,168,803	2.34	769,695.0

**Table 4. Summary of Loop Diuretic Users in the Sentinel Distributed Database (SDD) between January 1, 2000 and March 31, 2021, Cross-Stratified by Year-Quarter and Age (Years)**

	New Users	New Episodes	Adjusted Dispensings	Eligible Members <sup>1</sup>	New Users per 10,000 Eligible Members <sup>1</sup>	Eligible Member-Years <sup>1</sup>
<i>≥ 85 years, 2015</i>						
Quarter 1	718	1,503	1,503	3,189,928	2.25	754,172.1
Quarter 2	674	1,423	1,423	3,167,298	2.13	759,407.8
Quarter 3	638	1,404	1,404	3,178,253	2.01	771,323.9
Quarter 4	586	1,335	1,335	3,184,520	1.84	774,245.9
<i>≥ 85 years, 2016</i>						
Quarter 1	552	1,200	1,200	3,224,705	1.71	773,666.2
Quarter 2	523	1,220	1,220	3,211,199	1.63	772,072.3
Quarter 3	524	1,123	1,123	3,222,734	1.63	783,700.4
Quarter 4	519	1,120	1,120	3,232,513	1.61	785,563.4
<i>≥ 85 years, 2017</i>						
Quarter 1	479	1,023	1,023	3,198,473	1.50	758,208.7
Quarter 2	491	1,003	1,003	3,174,446	1.55	763,411.6
Quarter 3	463	962	962	3,185,039	1.45	774,533.3
Quarter 4	483	997	997	3,190,638	1.51	776,206.6
<i>≥ 85 years, 2018</i>						
Quarter 1	470	931	931	3,162,636	1.49	749,422.3
Quarter 2	489	944	944	3,133,396	1.56	753,722.1
Quarter 3	451	888	888	3,135,738	1.44	763,053.9
Quarter 4	417	832	832	3,136,980	1.33	763,191.1
<i>≥ 85 years, 2019</i>						
Quarter 1	392	699	699	3,155,744	1.24	748,791.1
Quarter 2	351	685	685	3,140,708	1.12	754,519.7
Quarter 3	319	636	636	3,151,758	1.01	765,055.8
Quarter 4	305	585	585	3,161,502	0.96	768,682.2
<i>≥ 85 years, 2020</i>						
Quarter 1	320	604	604	3,201,149	1.00	765,973.3
Quarter 2	268	531	531	3,181,701	0.84	761,844.3
Quarter 3	283	522	522	3,173,265	0.89	769,013.8
Quarter 4	348	656	656	3,160,826	1.10	767,304.6
<i>≥ 85 years, 2021</i>						
Quarter 1	310	536	536	2,899,947	1.07	655,926.9
<b>First Use</b>						
<i>Loop Diuretics</i>						
<i>18-44 years, 2000</i>						
Quarter 1	6,248	6,248	6,273	456,849	136.76	107,469.3
Quarter 2	2,203	2,203	2,212	448,878	49.08	106,889.4
Quarter 3	1,715	1,715	1,724	455,209	37.68	109,653.9
Quarter 4	1,296	1,296	1,301	461,962	28.05	112,097.8

**Table 4. Summary of Loop Diuretic Users in the Sentinel Distributed Database (SDD) between January 1, 2000 and March 31, 2021, Cross-Stratified by Year-Quarter and Age (Years)**

	New Users	New Episodes	Adjusted Dispensings	Eligible Members <sup>1</sup>	New Users per 10,000 Eligible Members <sup>1</sup>	Eligible Member-Years <sup>1</sup>
<i>18-44 years, 2001</i>						
Quarter 1	1,412	1,412	1,421	470,051	30.04	111,138.4
Quarter 2	1,747	1,747	1,754	484,213	36.08	114,236.2
Quarter 3	1,592	1,592	1,606	495,680	32.12	119,696.0
Quarter 4	1,269	1,269	1,276	501,094	25.32	121,080.0
<i>18-44 years, 2002</i>						
Quarter 1	1,332	1,332	1,343	476,138	27.98	112,337.6
Quarter 2	1,826	1,826	1,835	480,347	38.01	112,275.4
Quarter 3	1,616	1,616	1,627	465,491	34.72	112,130.8
Quarter 4	1,194	1,194	1,204	463,423	25.76	104,263.5
<i>18-44 years, 2003</i>						
Quarter 1	1,166	1,166	1,178	417,428	27.93	96,955.5
Quarter 2	1,555	1,555	1,566	413,733	37.58	96,527.3
Quarter 3	1,545	1,545	1,561	418,940	36.88	98,577.7
Quarter 4	1,135	1,135	1,144	420,013	27.02	99,387.1
<i>18-44 years, 2004</i>						
Quarter 1	1,242	1,242	1,253	426,891	29.09	99,543.1
Quarter 2	1,548	1,548	1,561	429,371	36.05	100,249.0
Quarter 3	1,496	1,496	1,502	431,558	34.67	100,980.6
Quarter 4	1,214	1,214	1,224	429,939	28.24	100,991.5
<i>18-44 years, 2005</i>						
Quarter 1	1,132	1,132	1,140	421,196	26.88	97,186.8
Quarter 2	1,461	1,461	1,467	416,624	35.07	98,382.6
Quarter 3	1,021	1,021	1,026	419,523	24.34	95,326.6
Quarter 4	706	706	708	386,968	18.24	91,523.8
<i>18-44 years, 2006</i>						
Quarter 1	9,305	9,305	9,348	5,196,973	17.90	1,191,340.2
Quarter 2	5,173	5,173	5,198	5,207,752	9.93	1,206,196.1
Quarter 3	4,459	4,459	4,474	5,280,372	8.44	1,223,988.9
Quarter 4	3,174	3,174	3,188	5,391,806	5.89	1,270,395.0
<i>18-44 years, 2007</i>						
Quarter 1	5,616	5,616	5,639	6,187,450	9.08	1,415,412.5
Quarter 2	5,391	5,391	5,409	6,206,221	8.69	1,435,991.1
Quarter 3	4,834	4,834	4,849	6,257,404	7.73	1,449,549.4
Quarter 4	3,453	3,453	3,473	6,165,437	5.60	1,450,503.3
<i>18-44 years, 2008</i>						
Quarter 1	18,523	18,523	18,600	15,740,980	11.77	3,636,436.5
Quarter 2	12,998	12,998	13,052	15,688,358	8.29	3,630,921.2
Quarter 3	11,102	11,102	11,147	15,935,203	6.97	3,676,855.8
Quarter 4	7,969	7,969	8,004	15,479,664	5.15	3,658,567.9



**Table 4. Summary of Loop Diuretic Users in the Sentinel Distributed Database (SDD) between January 1, 2000 and March 31, 2021, Cross-Stratified by Year-Quarter and Age (Years)**

	New Users	New Episodes	Adjusted Dispensings	Eligible Members <sup>1</sup>	New Users per 10,000 Eligible Members <sup>1</sup>	Eligible Member-Years <sup>1</sup>
<i>18-44 years, 2009</i>						
Quarter 1	9,479	9,479	9,532	15,358,195	6.17	3,528,524.2
Quarter 2	10,766	10,766	10,825	15,020,091	7.17	3,510,176.5
Quarter 3	9,408	9,408	9,448	15,069,261	6.24	3,499,435.7
Quarter 4	6,697	6,697	6,721	14,511,157	4.62	3,450,275.2
<i>18-44 years, 2010</i>						
Quarter 1	51,338	51,338	51,779	15,299,341	33.56	3,534,110.9
Quarter 2	23,203	23,203	23,332	15,150,288	15.32	3,541,534.0
Quarter 3	18,825	18,825	18,924	15,426,264	12.20	3,580,387.3
Quarter 4	13,284	13,284	13,342	14,969,102	8.87	3,563,123.4
<i>18-44 years, 2011</i>						
Quarter 1	15,264	15,264	15,365	14,707,156	10.38	3,405,339.1
Quarter 2	17,381	17,381	17,495	14,718,594	11.81	3,444,600.0
Quarter 3	15,915	15,915	15,991	14,974,416	10.63	3,480,706.9
Quarter 4	12,237	12,237	12,304	14,695,900	8.33	3,506,927.8
<i>18-44 years, 2012</i>						
Quarter 1	14,245	14,245	14,324	14,358,890	9.92	3,364,680.2
Quarter 2	15,041	15,041	15,102	14,325,684	10.50	3,356,365.9
Quarter 3	14,018	14,018	14,106	14,563,927	9.63	3,393,536.0
Quarter 4	10,930	10,930	10,996	14,255,863	7.67	3,398,900.3
<i>18-44 years, 2013</i>						
Quarter 1	14,378	14,378	14,472	15,873,076	9.06	3,697,025.5
Quarter 2	15,600	15,600	15,682	15,842,729	9.85	3,722,300.8
Quarter 3	14,680	14,680	14,765	16,162,942	9.08	3,790,636.4
Quarter 4	10,977	10,977	11,040	15,936,440	6.89	3,786,124.2
<i>18-44 years, 2014</i>						
Quarter 1	13,738	13,738	13,851	16,549,192	8.30	3,846,750.0
Quarter 2	16,066	16,066	16,169	16,741,298	9.60	3,917,407.1
Quarter 3	14,362	14,362	14,445	16,884,162	8.51	3,947,614.7
Quarter 4	11,004	11,004	11,071	16,593,665	6.63	3,936,162.3
<i>18-44 years, 2015</i>						
Quarter 1	14,077	14,077	14,181	17,095,947	8.23	3,946,324.3
Quarter 2	15,838	15,838	15,938	17,125,962	9.25	4,010,346.6
Quarter 3	14,432	14,432	14,537	17,235,142	8.37	4,037,181.2
Quarter 4	11,177	11,177	11,249	17,049,897	6.56	4,038,011.7
<i>18-44 years, 2016</i>						
Quarter 1	14,462	14,462	14,561	17,661,801	8.19	4,133,093.0
Quarter 2	15,155	15,155	15,258	17,668,338	8.58	4,138,406.6
Quarter 3	14,361	14,361	14,451	17,852,702	8.04	4,178,322.5
Quarter 4	11,072	11,072	11,165	17,689,040	6.26	4,192,984.9

**Table 4. Summary of Loop Diuretic Users in the Sentinel Distributed Database (SDD) between January 1, 2000 and March 31, 2021, Cross-Stratified by Year-Quarter and Age (Years)**

	New Users	New Episodes	Adjusted Dispensings	Eligible Members <sup>1</sup>	New Users per 10,000 Eligible Members <sup>1</sup>	Eligible Member-Years <sup>1</sup>
<i>18-44 years, 2017</i>						
Quarter 1	13,518	13,518	13,640	17,633,234	7.67	4,104,147.5
Quarter 2	14,252	14,252	14,364	17,595,341	8.10	4,126,969.6
Quarter 3	12,918	12,918	13,017	17,666,231	7.31	4,136,671.5
Quarter 4	10,361	10,361	10,455	17,320,585	5.98	4,113,385.2
<i>18-44 years, 2018</i>						
Quarter 1	12,045	12,045	12,139	17,011,817	7.08	3,962,410.8
Quarter 2	13,604	13,604	13,715	16,996,568	8.00	3,983,081.9
Quarter 3	12,445	12,445	12,548	17,172,215	7.25	4,015,889.8
Quarter 4	9,820	9,820	9,918	16,921,523	5.80	4,021,049.1
<i>18-44 years, 2019</i>						
Quarter 1	11,627	11,627	11,749	16,535,503	7.03	3,857,649.7
Quarter 2	12,841	12,841	12,971	16,523,484	7.77	3,877,776.7
Quarter 3	12,324	12,324	12,434	16,653,314	7.40	3,894,468.9
Quarter 4	9,541	9,541	9,657	16,307,580	5.85	3,882,705.2
<i>18-44 years, 2020</i>						
Quarter 1	11,534	11,534	11,668	15,801,394	7.30	3,720,811.4
Quarter 2	11,074	11,074	11,206	15,509,355	7.14	3,672,243.3
Quarter 3	11,159	11,159	11,305	15,473,700	7.21	3,640,506.4
Quarter 4	8,674	8,674	8,760	15,052,458	5.76	3,597,117.1
<i>18-44 years, 2021</i>						
Quarter 1	6,814	6,814	6,874	6,922,488	9.84	1,593,994.0
<i>45-64 years, 2000</i>						
Quarter 1	23,866	23,866	24,005	228,319	1,045.29	50,651.9
Quarter 2	4,898	4,898	4,931	205,284	238.60	48,768.5
Quarter 3	3,676	3,676	3,701	204,252	179.97	49,195.1
Quarter 4	2,744	2,744	2,758	204,620	134.10	49,615.0
<i>45-64 years, 2001</i>						
Quarter 1	2,895	2,895	2,917	207,510	139.51	48,980.7
Quarter 2	3,465	3,465	3,494	211,930	163.50	50,098.1
Quarter 3	3,224	3,224	3,247	215,125	149.87	51,798.4
Quarter 4	2,673	2,673	2,695	216,997	123.18	52,439.7
<i>45-64 years, 2002</i>						
Quarter 1	2,848	2,848	2,875	215,298	132.28	50,772.9
Quarter 2	3,455	3,455	3,495	218,461	158.15	51,528.7
Quarter 3	3,124	3,124	3,150	213,359	146.42	51,781.2
Quarter 4	2,395	2,395	2,409	210,657	113.69	49,468.8

**Table 4. Summary of Loop Diuretic Users in the Sentinel Distributed Database (SDD) between January 1, 2000 and March 31, 2021, Cross-Stratified by Year-Quarter and Age (Years)**

	New Users	New Episodes	Adjusted Dispensings	Eligible Members <sup>1</sup>	New Users per 10,000 Eligible Members <sup>1</sup>	Eligible Member-Years <sup>1</sup>
<i>45-64 years, 2003</i>						
Quarter 1	2,384	2,384	2,409	196,517	121.31	46,511.5
Quarter 2	2,867	2,867	2,896	194,203	147.63	46,144.6
Quarter 3	2,832	2,832	2,861	193,921	146.04	46,614.6
Quarter 4	2,246	2,246	2,265	194,223	115.64	46,713.2
<i>45-64 years, 2004</i>						
Quarter 1	2,721	2,721	2,736	197,058	138.08	46,633.1
Quarter 2	2,986	2,986	3,013	196,417	152.02	46,714.7
Quarter 3	2,882	2,882	2,900	196,762	146.47	47,015.8
Quarter 4	2,275	2,275	2,293	194,858	116.75	46,884.5
<i>45-64 years, 2005</i>						
Quarter 1	2,274	2,274	2,295	193,065	117.78	45,426.7
Quarter 2	2,500	2,500	2,510	189,193	132.14	45,445.7
Quarter 3	1,476	1,476	1,483	186,861	78.99	39,761.7
Quarter 4	1,030	1,030	1,034	139,769	73.69	32,958.1
<i>45-64 years, 2006</i>						
Quarter 1	50,263	50,263	50,507	3,427,819	146.63	799,892.7
Quarter 2	16,845	16,845	16,926	3,414,947	49.33	810,800.0
Quarter 3	12,406	12,406	12,451	3,432,935	36.14	825,028.0
Quarter 4	10,205	10,205	10,249	3,576,444	28.53	863,566.9
<i>45-64 years, 2007</i>						
Quarter 1	33,009	33,009	33,241	4,273,098	77.25	996,962.6
Quarter 2	19,140	19,140	19,255	4,297,635	44.54	1,017,297.8
Quarter 3	14,901	14,901	14,988	4,303,702	34.62	1,030,639.4
Quarter 4	11,786	11,786	11,853	4,310,778	27.34	1,037,849.6
<i>45-64 years, 2008</i>						
Quarter 1	95,012	95,012	95,495	10,414,332	91.23	2,447,707.6
Quarter 2	43,052	43,052	43,253	10,376,012	41.49	2,452,094.7
Quarter 3	33,814	33,814	33,992	10,420,471	32.45	2,490,627.0
Quarter 4	25,856	25,856	25,987	10,379,071	24.91	2,497,792.7
<i>45-64 years, 2009</i>						
Quarter 1	34,719	34,719	34,915	10,426,757	33.30	2,435,095.1
Quarter 2	32,681	32,681	32,879	10,306,009	31.71	2,448,204.6
Quarter 3	28,195	28,195	28,345	10,253,132	27.50	2,459,126.4
Quarter 4	22,356	22,356	22,465	10,156,046	22.01	2,453,987.3
<i>45-64 years, 2010</i>						
Quarter 1	347,638	347,638	350,701	12,892,546	269.64	2,965,995.5
Quarter 2	105,731	105,731	106,423	12,542,651	84.30	2,962,284.3
Quarter 3	80,452	80,452	80,937	12,538,557	64.16	2,991,403.4
Quarter 4	59,648	59,648	60,017	12,430,184	47.99	2,990,342.0

**Table 4. Summary of Loop Diuretic Users in the Sentinel Distributed Database (SDD) between January 1, 2000 and March 31, 2021, Cross-Stratified by Year-Quarter and Age (Years)**

	New Users	New Episodes	Adjusted Dispensings	Eligible Members <sup>1</sup>	New Users per 10,000 Eligible Members <sup>1</sup>	Eligible Member-Years <sup>1</sup>
<i>45-64 years, 2011</i>						
Quarter 1	75,886	75,886	76,431	12,257,747	61.91	2,864,106.4
Quarter 2	72,327	72,327	72,755	12,262,367	58.98	2,897,598.4
Quarter 3	67,495	67,495	67,880	12,300,973	54.87	2,929,711.1
Quarter 4	53,786	53,786	54,133	12,248,744	43.91	2,934,132.5
<i>45-64 years, 2012</i>						
Quarter 1	71,595	71,595	72,114	12,074,449	59.29	2,839,598.7
Quarter 2	65,170	65,170	65,600	12,017,641	54.23	2,831,996.8
Quarter 3	61,633	61,633	62,040	12,026,919	51.25	2,863,190.0
Quarter 4	50,519	50,519	50,865	11,945,855	42.29	2,863,748.1
<i>45-64 years, 2013</i>						
Quarter 1	86,484	86,484	87,149	13,433,796	64.38	3,141,649.2
Quarter 2	71,936	71,936	72,441	13,378,511	53.77	3,165,418.7
Quarter 3	67,170	67,170	67,593	13,500,133	49.76	3,226,028.9
Quarter 4	53,203	53,203	53,594	13,491,401	39.43	3,224,767.3
<i>45-64 years, 2014</i>						
Quarter 1	78,355	78,355	78,987	14,027,360	55.86	3,264,446.4
Quarter 2	73,408	73,408	73,979	14,124,821	51.97	3,321,940.9
Quarter 3	66,296	66,296	66,708	14,075,721	47.10	3,346,653.2
Quarter 4	54,515	54,515	54,888	13,973,222	39.01	3,330,020.9
<i>45-64 years, 2015</i>						
Quarter 1	78,188	78,188	78,846	14,386,734	54.35	3,326,487.6
Quarter 2	73,062	73,062	73,622	14,326,226	51.00	3,376,818.8
Quarter 3	67,151	67,151	67,643	14,300,572	46.96	3,402,549.0
Quarter 4	56,276	56,276	56,716	14,323,061	39.29	3,410,073.7
<i>45-64 years, 2016</i>						
Quarter 1	79,955	79,955	80,652	14,853,984	53.83	3,486,485.8
Quarter 2	71,804	71,804	72,384	14,817,314	48.46	3,489,765.6
Quarter 3	67,460	67,460	67,985	14,833,404	45.48	3,533,151.3
Quarter 4	56,225	56,225	56,697	14,861,713	37.83	3,539,421.0
<i>45-64 years, 2017</i>						
Quarter 1	77,470	77,470	78,246	14,725,752	52.61	3,435,123.0
Quarter 2	68,791	68,791	69,353	14,641,467	46.98	3,454,639.9
Quarter 3	63,029	63,029	63,637	14,579,480	43.23	3,459,986.8
Quarter 4	53,474	53,474	53,990	14,370,086	37.21	3,422,656.0
<i>45-64 years, 2018</i>						
Quarter 1	69,020	69,020	69,778	13,974,892	49.39	3,259,914.0
Quarter 2	66,681	66,681	67,381	13,897,756	47.98	3,270,873.8
Quarter 3	61,169	61,169	61,756	13,854,361	44.15	3,288,801.4
Quarter 4	51,252	51,252	51,795	13,747,274	37.28	3,274,915.9

**Table 4. Summary of Loop Diuretic Users in the Sentinel Distributed Database (SDD) between January 1, 2000 and March 31, 2021, Cross-Stratified by Year-Quarter and Age (Years)**

	<b>New Users</b>	<b>New Episodes</b>	<b>Adjusted Dispensings</b>	<b>Eligible Members<sup>1</sup></b>	<b>New Users per 10,000 Eligible Members<sup>1</sup></b>	<b>Eligible Member-Years<sup>1</sup></b>
<i>45-64 years, 2019</i>						
Quarter 1	71,342	71,342	72,277	13,529,284	52.73	3,150,779.1
Quarter 2	65,335	65,335	66,071	13,439,308	48.61	3,157,509.6
Quarter 3	62,576	62,576	63,244	13,387,410	46.74	3,169,661.2
Quarter 4	50,670	50,670	51,305	13,218,146	38.33	3,152,399.1
<i>45-64 years, 2020</i>						
Quarter 1	76,565	76,565	77,597	13,083,929	58.52	3,069,367.0
Quarter 2	61,400	61,400	62,295	12,869,252	47.71	3,034,775.1
Quarter 3	58,808	58,808	59,564	12,778,102	46.02	3,030,548.7
Quarter 4	46,856	46,856	47,424	12,537,008	37.37	2,996,121.0
<i>45-64 years, 2021</i>						
Quarter 1	45,542	45,542	45,978	7,123,123	63.94	1,581,743.3
<i>65-74 years, 2000</i>						
Quarter 1	12,731	12,731	12,794	69,011	1,844.78	14,127.2
Quarter 2	2,200	2,200	2,209	57,145	384.99	13,239.5
Quarter 3	1,632	1,632	1,639	56,268	290.04	13,250.5
Quarter 4	1,157	1,157	1,164	55,800	207.35	13,284.0
<i>65-74 years, 2001</i>						
Quarter 1	1,250	1,250	1,254	56,546	221.06	13,047.5
Quarter 2	1,532	1,532	1,542	56,685	270.27	13,220.7
Quarter 3	1,259	1,259	1,269	56,500	222.83	13,401.4
Quarter 4	1,065	1,065	1,080	56,267	189.28	13,413.8
<i>65-74 years, 2002</i>						
Quarter 1	1,174	1,174	1,184	56,027	209.54	12,993.8
Quarter 2	1,346	1,346	1,354	56,209	239.46	13,139.8
Quarter 3	1,143	1,143	1,150	56,354	202.82	13,362.8
Quarter 4	1,005	1,005	1,014	55,822	180.04	13,188.7
<i>65-74 years, 2003</i>						
Quarter 1	1,079	1,079	1,086	55,041	196.04	12,731.1
Quarter 2	1,266	1,266	1,275	53,508	236.60	12,301.8
Quarter 3	1,116	1,116	1,126	52,827	211.26	12,439.6
Quarter 4	911	911	916	52,405	173.84	12,387.5
<i>65-74 years, 2004</i>						
Quarter 1	1,221	1,221	1,227	52,477	232.67	12,196.9
Quarter 2	1,162	1,162	1,166	51,965	223.61	12,099.5
Quarter 3	1,136	1,136	1,148	51,454	220.78	12,012.8
Quarter 4	848	848	853	50,184	168.98	11,819.2

**Table 4. Summary of Loop Diuretic Users in the Sentinel Distributed Database (SDD) between January 1, 2000 and March 31, 2021, Cross-Stratified by Year-Quarter and Age (Years)**

	New Users	New Episodes	Adjusted Dispensings	Eligible Members <sup>1</sup>	New Users per 10,000 Eligible Members <sup>1</sup>	Eligible Member-Years <sup>1</sup>
<i>65-74 years, 2005</i>						
Quarter 1	891	891	896	49,311	180.69	11,296.2
Quarter 2	947	947	955	47,530	199.24	11,149.7
Quarter 3	610	610	611	46,409	131.44	10,086.6
Quarter 4	517	517	517	37,469	137.98	8,880.7
<i>65-74 years, 2006</i>						
Quarter 1	25,593	25,593	25,737	471,031	543.34	103,639.1
Quarter 2	7,833	7,833	7,875	481,156	162.80	108,147.5
Quarter 3	4,669	4,669	4,691	468,191	99.72	112,216.7
Quarter 4	3,716	3,716	3,731	476,014	78.06	114,443.2
<i>65-74 years, 2007</i>						
Quarter 1	38,125	38,125	38,383	1,051,823	362.47	238,739.0
Quarter 2	13,832	13,832	13,909	1,028,826	134.44	244,664.9
Quarter 3	9,458	9,458	9,507	1,030,780	91.76	248,214.8
Quarter 4	7,563	7,563	7,614	1,032,253	73.27	249,502.7
<i>65-74 years, 2008</i>						
Quarter 1	41,798	41,798	42,058	1,721,289	242.83	399,402.0
Quarter 2	20,551	20,551	20,685	1,723,634	119.23	407,447.5
Quarter 3	14,973	14,973	15,054	1,735,783	86.26	416,390.2
Quarter 4	12,311	12,311	12,364	1,742,879	70.64	420,801.4
<i>65-74 years, 2009</i>						
Quarter 1	20,000	20,000	20,146	1,756,257	113.88	408,302.1
Quarter 2	16,099	16,099	16,187	1,726,841	93.23	412,237.1
Quarter 3	12,880	12,880	12,955	1,722,623	74.77	415,493.2
Quarter 4	10,698	10,698	10,765	1,708,952	62.60	414,111.6
<i>65-74 years, 2010</i>						
Quarter 1	590,724	590,724	595,207	8,318,189	710.16	1,882,773.6
Quarter 2	152,735	152,735	153,721	7,721,908	197.79	1,842,932.1
Quarter 3	102,393	102,393	102,981	7,667,900	133.53	1,853,784.9
Quarter 4	76,598	76,598	77,090	7,585,946	100.97	1,845,638.6
<i>65-74 years, 2011</i>						
Quarter 1	114,350	114,350	115,153	7,940,350	144.01	1,878,135.4
Quarter 2	95,029	95,029	95,609	7,880,892	120.58	1,890,470.7
Quarter 3	82,059	82,059	82,605	7,945,905	103.27	1,919,669.8
Quarter 4	69,181	69,181	69,617	8,000,081	86.48	1,936,819.1
<i>65-74 years, 2012</i>						
Quarter 1	110,338	110,338	111,092	8,483,515	130.06	2,022,586.6
Quarter 2	89,129	89,129	89,716	8,499,128	104.87	2,034,586.9
Quarter 3	79,168	79,168	79,651	8,596,759	92.09	2,078,650.5
Quarter 4	68,432	68,432	68,893	8,606,493	79.51	2,091,551.0

**Table 4. Summary of Loop Diuretic Users in the Sentinel Distributed Database (SDD) between January 1, 2000 and March 31, 2021, Cross-Stratified by Year-Quarter and Age (Years)**

	New Users	New Episodes	Adjusted Dispensings	Eligible Members <sup>1</sup>	New Users per 10,000 Eligible Members <sup>1</sup>	Eligible Member-Years <sup>1</sup>
<i>65-74 years, 2013</i>						
Quarter 1	157,185	157,185	158,535	9,978,523	157.52	2,354,000.3
Quarter 2	108,839	108,839	109,700	9,965,605	109.21	2,386,778.2
Quarter 3	91,744	91,744	92,400	10,038,630	91.39	2,429,813.7
Quarter 4	76,600	76,600	77,156	10,044,427	76.26	2,442,850.7
<i>65-74 years, 2014</i>						
Quarter 1	116,691	116,691	117,722	10,556,999	110.53	2,498,922.2
Quarter 2	103,167	103,167	103,937	10,608,708	97.25	2,538,045.9
Quarter 3	91,597	91,597	92,260	10,692,018	85.67	2,584,872.1
Quarter 4	78,793	78,793	79,394	10,719,257	73.51	2,604,067.4
<i>65-74 years, 2015</i>						
Quarter 1	115,421	115,421	116,483	11,141,825	103.59	2,637,104.0
Quarter 2	103,106	103,106	103,929	11,149,848	92.47	2,673,151.1
Quarter 3	93,691	93,691	94,436	11,272,143	83.12	2,727,900.2
Quarter 4	80,808	80,808	81,472	11,313,436	71.43	2,749,954.0
<i>65-74 years, 2016</i>						
Quarter 1	115,249	115,249	116,280	11,693,179	98.56	2,800,618.7
Quarter 2	102,478	102,478	103,370	11,724,806	87.40	2,812,481.8
Quarter 3	94,871	94,871	95,657	11,861,450	79.98	2,871,626.7
Quarter 4	81,587	81,587	82,328	11,898,132	68.57	2,892,740.0
<i>65-74 years, 2017</i>						
Quarter 1	111,359	111,359	112,488	12,123,091	91.86	2,872,647.6
Quarter 2	101,882	101,882	102,831	12,133,148	83.97	2,911,249.2
Quarter 3	95,155	95,155	96,054	12,284,189	77.46	2,971,505.9
Quarter 4	81,805	81,805	82,606	12,294,169	66.54	2,983,028.6
<i>65-74 years, 2018</i>						
Quarter 1	108,452	108,452	109,683	12,465,677	87.00	2,951,721.9
Quarter 2	103,959	103,959	105,033	12,460,640	83.43	2,987,126.1
Quarter 3	94,049	94,049	94,942	12,590,712	74.70	3,045,295.7
Quarter 4	82,553	82,553	83,405	12,615,495	65.44	3,066,168.8
<i>65-74 years, 2019</i>						
Quarter 1	122,147	122,147	123,744	13,033,646	93.72	3,084,188.8
Quarter 2	110,247	110,247	111,581	13,058,566	84.43	3,130,278.6
Quarter 3	101,883	101,883	103,059	13,210,466	77.12	3,194,557.1
Quarter 4	87,701	87,701	88,827	13,230,557	66.29	3,222,440.9
<i>65-74 years, 2020</i>						
Quarter 1	135,037	135,037	136,868	13,719,766	98.43	3,279,445.2
Quarter 2	99,353	99,353	100,738	13,690,111	72.57	3,294,140.6
Quarter 3	101,973	101,973	103,354	13,867,040	73.54	3,357,315.1
Quarter 4	85,826	85,826	86,963	13,851,771	61.96	3,378,620.0

**Table 4. Summary of Loop Diuretic Users in the Sentinel Distributed Database (SDD) between January 1, 2000 and March 31, 2021, Cross-Stratified by Year-Quarter and Age (Years)**

	New Users	New Episodes	Adjusted Dispensings	Eligible Members <sup>1</sup>	New Users per 10,000 Eligible Members <sup>1</sup>	Eligible Member-Years <sup>1</sup>
<i>65-74 years, 2021</i>						
Quarter 1	100,670	100,670	101,622	12,544,779	80.25	2,818,667.0
<i>75-84 years, 2000</i>						
Quarter 1	10,518	10,518	10,565	40,435	2,601.21	7,662.5
Quarter 2	1,642	1,642	1,649	30,253	542.76	6,870.4
Quarter 3	1,227	1,227	1,236	29,291	418.90	6,782.1
Quarter 4	999	999	1,009	28,612	349.15	6,666.7
<i>75-84 years, 2001</i>						
Quarter 1	1,080	1,080	1,090	28,525	378.62	6,421.5
Quarter 2	1,119	1,119	1,128	28,169	397.25	6,436.4
Quarter 3	1,056	1,056	1,065	27,942	377.93	6,465.2
Quarter 4	897	897	904	27,643	324.49	6,452.6
<i>75-84 years, 2002</i>						
Quarter 1	987	987	999	27,634	357.17	6,211.4
Quarter 2	1,060	1,060	1,067	27,436	386.35	6,255.1
Quarter 3	952	952	959	27,315	348.53	6,317.5
Quarter 4	842	842	845	27,042	311.37	6,297.3
<i>75-84 years, 2003</i>						
Quarter 1	881	881	891	26,893	327.59	6,079.9
Quarter 2	1,031	1,031	1,041	26,497	389.10	6,018.2
Quarter 3	905	905	910	26,257	344.67	6,045.5
Quarter 4	739	739	744	25,958	284.69	6,024.1
<i>75-84 years, 2004</i>						
Quarter 1	1,023	1,023	1,028	26,054	392.65	5,884.6
Quarter 2	905	905	908	25,316	357.48	5,782.4
Quarter 3	927	927	932	25,180	368.15	5,790.8
Quarter 4	762	762	769	24,887	306.18	5,760.0
<i>75-84 years, 2005</i>						
Quarter 1	762	762	763	24,662	308.98	5,561.3
Quarter 2	820	820	823	24,034	341.18	5,552.4
Quarter 3	606	606	608	23,472	258.18	5,348.9
Quarter 4	553	553	556	21,602	255.99	5,121.1
<i>75-84 years, 2006</i>						
Quarter 1	25,714	25,714	25,851	244,509	1,051.66	52,023.9
Quarter 2	7,702	7,702	7,740	239,698	321.32	53,439.4
Quarter 3	4,425	4,425	4,448	228,749	193.44	55,141.7
Quarter 4	3,396	3,396	3,417	229,335	148.08	55,308.1



**Table 4. Summary of Loop Diuretic Users in the Sentinel Distributed Database (SDD) between January 1, 2000 and March 31, 2021, Cross-Stratified by Year-Quarter and Age (Years)**

	New Users	New Episodes	Adjusted Dispensings	Eligible Members <sup>1</sup>	New Users per 10,000 Eligible Members <sup>1</sup>	Eligible Member-Years <sup>1</sup>
<i>75-84 years, 2007</i>						
Quarter 1	34,677	34,677	34,870	541,392	640.52	121,174.2
Quarter 2	11,419	11,419	11,489	511,611	223.20	121,878.6
Quarter 3	7,570	7,570	7,613	507,272	149.23	122,449.3
Quarter 4	6,277	6,277	6,309	504,483	124.42	122,295.1
<i>75-84 years, 2008</i>						
Quarter 1	39,017	39,017	39,242	837,964	465.62	194,067.5
Quarter 2	16,960	16,960	17,073	817,368	207.50	194,009.3
Quarter 3	11,488	11,488	11,556	807,947	142.19	195,436.5
Quarter 4	9,976	9,976	10,026	804,832	123.95	195,108.4
<i>75-84 years, 2009</i>						
Quarter 1	15,418	15,418	15,528	810,925	190.13	189,295.5
Quarter 2	12,143	12,143	12,207	794,618	152.82	190,210.8
Quarter 3	9,561	9,561	9,633	792,728	120.61	191,958.7
Quarter 4	8,637	8,637	8,677	790,645	109.24	191,837.1
<i>75-84 years, 2010</i>						
Quarter 1	663,293	663,293	667,887	5,256,334	1,261.89	1,141,854.9
Quarter 2	148,540	148,540	149,502	4,586,310	323.88	1,085,061.9
Quarter 3	93,246	93,246	93,825	4,482,995	208.00	1,079,310.6
Quarter 4	71,650	71,650	72,064	4,412,779	162.37	1,067,780.9
<i>75-84 years, 2011</i>						
Quarter 1	105,167	105,167	105,909	4,574,584	229.89	1,075,020.1
Quarter 2	84,307	84,307	84,841	4,488,420	187.83	1,072,835.3
Quarter 3	69,463	69,463	69,879	4,454,220	155.95	1,076,501.2
Quarter 4	58,934	58,934	59,321	4,421,270	133.30	1,071,365.9
<i>75-84 years, 2012</i>						
Quarter 1	99,221	99,221	99,972	4,646,559	213.54	1,105,159.6
Quarter 2	74,384	74,384	74,935	4,581,372	162.36	1,095,495.0
Quarter 3	63,603	63,603	64,013	4,578,302	138.92	1,106,253.9
Quarter 4	55,709	55,709	56,061	4,556,517	122.26	1,103,810.6
<i>75-84 years, 2013</i>						
Quarter 1	150,911	150,911	152,300	5,320,651	283.63	1,245,797.6
Quarter 2	93,938	93,938	94,683	5,237,425	179.36	1,249,095.3
Quarter 3	72,318	72,318	72,838	5,212,624	138.74	1,259,760.3
Quarter 4	62,162	62,162	62,672	5,195,488	119.65	1,259,536.4
<i>75-84 years, 2014</i>						
Quarter 1	95,209	95,209	96,121	5,377,373	177.05	1,268,547.4
Quarter 2	81,761	81,761	82,363	5,348,720	152.86	1,277,492.4
Quarter 3	68,314	68,314	68,816	5,335,117	128.05	1,288,640.0
Quarter 4	60,492	60,492	60,912	5,322,237	113.66	1,290,276.1

**Table 4. Summary of Loop Diuretic Users in the Sentinel Distributed Database (SDD) between January 1, 2000 and March 31, 2021, Cross-Stratified by Year-Quarter and Age (Years)**

	New Users	New Episodes	Adjusted Dispensings	Eligible Members <sup>1</sup>	New Users per 10,000 Eligible Members <sup>1</sup>	Eligible Member-Years <sup>1</sup>
<i>75-84 years, 2015</i>						
Quarter 1	88,992	88,992	89,780	5,443,934	163.47	1,283,163.6
Quarter 2	78,306	78,306	78,965	5,410,752	144.72	1,292,065.7
Quarter 3	67,356	67,356	67,895	5,421,883	124.23	1,310,108.1
Quarter 4	59,880	59,880	60,384	5,425,395	110.37	1,315,119.2
<i>75-84 years, 2016</i>						
Quarter 1	87,207	87,207	88,095	5,552,081	157.07	1,325,590.5
Quarter 2	75,000	75,000	75,660	5,535,054	135.50	1,325,129.9
Quarter 3	66,093	66,093	66,688	5,575,807	118.54	1,349,020.2
Quarter 4	58,879	58,879	59,471	5,599,647	105.15	1,357,066.6
<i>75-84 years, 2017</i>						
Quarter 1	81,405	81,405	82,220	5,646,314	144.17	1,333,735.4
Quarter 2	73,045	73,045	73,742	5,640,041	129.51	1,351,007.3
Quarter 3	64,727	64,727	65,408	5,697,129	113.61	1,377,050.0
Quarter 4	58,505	58,505	59,107	5,760,220	101.57	1,392,862.4
<i>75-84 years, 2018</i>						
Quarter 1	77,621	77,621	78,514	5,826,654	133.22	1,375,733.6
Quarter 2	74,890	74,890	75,706	5,841,232	128.21	1,398,807.2
Quarter 3	64,396	64,396	65,032	5,896,004	109.22	1,427,020.5
Quarter 4	60,010	60,010	60,747	5,935,906	101.10	1,441,040.9
<i>75-84 years, 2019</i>						
Quarter 1	90,774	90,774	92,026	6,117,375	148.39	1,445,120.7
Quarter 2	79,980	79,980	80,966	6,109,254	130.92	1,463,893.8
Quarter 3	69,776	69,776	70,627	6,150,330	113.45	1,489,246.5
Quarter 4	62,383	62,383	63,197	6,173,405	101.05	1,500,453.5
<i>75-84 years, 2020</i>						
Quarter 1	100,399	100,399	101,733	6,388,627	157.15	1,522,622.7
Quarter 2	68,792	68,792	69,761	6,351,651	108.31	1,525,917.7
Quarter 3	67,868	67,868	68,756	6,396,676	106.10	1,549,564.1
Quarter 4	59,216	59,216	59,986	6,396,703	92.57	1,556,649.8
<i>75-84 years, 2021</i>						
Quarter 1	71,333	71,333	72,027	5,867,880	121.57	1,310,901.5
<i>≥ 85 years, 2000</i>						
Quarter 1	7,515	7,515	7,532	23,269	3,229.62	4,142.4
Quarter 2	968	968	971	15,779	613.47	3,543.5
Quarter 3	789	789	795	15,225	518.23	3,480.6
Quarter 4	649	649	653	14,826	437.74	3,394.4

**Table 4. Summary of Loop Diuretic Users in the Sentinel Distributed Database (SDD) between January 1, 2000 and March 31, 2021, Cross-Stratified by Year-Quarter and Age (Years)**

	New Users	New Episodes	Adjusted Dispensings	Eligible Members <sup>1</sup>	New Users per 10,000 Eligible Members <sup>1</sup>	Eligible Member-Years <sup>1</sup>
<i>≥ 85 years, 2001</i>						
Quarter 1	648	648	651	14,586	444.26	3,224.6
Quarter 2	754	754	759	14,282	527.94	3,212.3
Quarter 3	694	694	696	13,976	496.57	3,184.3
Quarter 4	581	581	582	13,735	423.01	3,143.5
<i>≥ 85 years, 2002</i>						
Quarter 1	643	643	645	13,581	473.46	3,005.1
Quarter 2	715	715	717	13,267	538.93	2,974.4
Quarter 3	633	633	637	13,110	482.84	2,984.8
Quarter 4	580	580	583	12,891	449.93	2,935.0
<i>≥ 85 years, 2003</i>						
Quarter 1	538	538	540	12,643	425.53	2,793.3
Quarter 2	692	692	696	12,370	559.42	2,767.3
Quarter 3	579	579	582	12,280	471.50	2,791.7
Quarter 4	493	493	494	12,139	406.13	2,757.7
<i>≥ 85 years, 2004</i>						
Quarter 1	703	703	708	12,052	583.31	2,635.0
Quarter 2	640	640	644	11,428	560.03	2,549.9
Quarter 3	614	614	614	11,263	545.15	2,541.2
Quarter 4	565	565	566	11,102	508.92	2,505.5
<i>≥ 85 years, 2005</i>						
Quarter 1	483	483	483	10,917	442.43	2,403.0
Quarter 2	496	496	498	10,577	468.94	2,392.1
Quarter 3	439	439	439	10,549	416.15	2,399.6
Quarter 4	444	444	444	10,375	427.95	2,392.8
<i>≥ 85 years, 2006</i>						
Quarter 1	15,398	15,398	15,491	84,251	1,827.63	16,724.6
Quarter 2	4,591	4,591	4,606	76,121	603.12	16,488.0
Quarter 3	2,459	2,459	2,470	70,881	346.92	16,827.7
Quarter 4	2,130	2,130	2,135	71,001	300.00	16,831.7
<i>≥ 85 years, 2007</i>						
Quarter 1	16,895	16,895	16,984	160,903	1,050.01	34,791.3
Quarter 2	5,118	5,118	5,149	148,965	343.57	35,038.2
Quarter 3	3,547	3,547	3,562	147,092	241.14	35,105.3
Quarter 4	3,092	3,092	3,113	146,529	211.02	35,149.6
<i>≥ 85 years, 2008</i>						
Quarter 1	20,463	20,463	20,570	257,769	793.85	58,040.3
Quarter 2	7,949	7,949	8,001	244,606	324.97	57,365.5
Quarter 3	5,395	5,395	5,436	242,595	222.39	58,030.2
Quarter 4	5,068	5,068	5,100	243,074	208.50	58,348.5

**Table 4. Summary of Loop Diuretic Users in the Sentinel Distributed Database (SDD) between January 1, 2000 and March 31, 2021, Cross-Stratified by Year-Quarter and Age (Years)**

	New Users	New Episodes	Adjusted Dispensings	Eligible Members <sup>1</sup>	New Users per 10,000 Eligible Members <sup>1</sup>	Eligible Member-Years <sup>1</sup>
<i>≥ 85 years, 2009</i>						
Quarter 1	7,918	7,918	7,963	248,129	319.11	57,241.1
Quarter 2	5,790	5,790	5,826	243,889	237.40	57,729.3
Quarter 3	4,765	4,765	4,786	244,816	194.64	58,804.7
Quarter 4	4,624	4,624	4,653	246,114	187.88	59,256.0
<i>≥ 85 years, 2010</i>						
Quarter 1	535,539	535,539	538,707	2,443,164	2,191.99	489,177.1
Quarter 2	95,332	95,332	95,842	1,912,476	498.47	446,406.0
Quarter 3	60,988	60,988	61,338	1,849,699	329.72	441,359.0
Quarter 4	49,809	49,809	50,053	1,816,662	274.18	435,475.6
<i>≥ 85 years, 2011</i>						
Quarter 1	72,875	72,875	73,271	1,881,252	387.38	436,313.7
Quarter 2	56,424	56,424	56,723	1,826,184	308.97	432,271.1
Quarter 3	45,784	45,784	46,050	1,807,851	253.25	433,490.1
Quarter 4	41,716	41,716	41,916	1,794,671	232.44	431,609.4
<i>≥ 85 years, 2012</i>						
Quarter 1	70,736	70,736	71,276	1,895,871	373.11	445,013.6
Quarter 2	50,786	50,786	51,055	1,853,580	273.99	439,206.1
Quarter 3	43,823	43,823	44,052	1,846,459	237.34	443,125.4
Quarter 4	40,698	40,698	40,950	1,836,619	221.59	441,740.9
<i>≥ 85 years, 2013</i>						
Quarter 1	109,245	109,245	110,219	2,164,088	504.81	497,634.0
Quarter 2	63,198	63,198	63,615	2,087,704	302.72	493,636.5
Quarter 3	48,662	48,662	48,982	2,066,969	235.43	496,516.0
Quarter 4	43,829	43,829	44,102	2,058,162	212.95	495,674.8
<i>≥ 85 years, 2014</i>						
Quarter 1	66,230	66,230	66,814	2,125,980	311.53	496,585.2
Quarter 2	53,923	53,923	54,291	2,094,176	257.49	496,788.0
Quarter 3	45,840	45,840	46,116	2,080,505	220.33	499,775.2
Quarter 4	42,841	42,841	43,141	2,071,395	206.82	498,464.9
<i>≥ 85 years, 2015</i>						
Quarter 1	61,780	61,780	62,300	2,106,140	293.33	490,941.5
Quarter 2	51,673	51,673	52,101	2,068,116	249.86	489,997.5
Quarter 3	44,252	44,252	44,548	2,059,584	214.86	494,638.3
Quarter 4	41,156	41,156	41,511	2,053,780	200.39	494,853.8
<i>≥ 85 years, 2016</i>						
Quarter 1	60,652	60,652	61,241	2,102,542	288.47	497,314.3
Quarter 2	48,967	48,967	49,326	2,069,126	236.66	492,145.6
Quarter 3	42,463	42,463	42,772	2,063,328	205.80	496,923.3
Quarter 4	40,229	40,229	40,605	2,062,183	195.08	496,668.4

**Table 4. Summary of Loop Diuretic Users in the Sentinel Distributed Database (SDD) between January 1, 2000 and March 31, 2021, Cross-Stratified by Year-Quarter and Age (Years)**

	New Users	New Episodes	Adjusted Dispensings	Eligible Members <sup>1</sup>	New Users per 10,000 Eligible Members <sup>1</sup>	Eligible Member-Years <sup>1</sup>
<i>≥ 85 years, 2017</i>						
Quarter 1	55,298	55,298	55,881	2,060,300	268.40	482,172.1
Quarter 2	46,746	46,746	47,153	2,025,918	230.74	482,139.9
Quarter 3	41,036	41,036	41,403	2,021,023	203.05	486,748.3
Quarter 4	37,997	37,997	38,325	2,016,897	188.39	486,471.9
<i>≥ 85 years, 2018</i>						
Quarter 1	50,286	50,286	50,801	2,014,521	249.62	471,887.7
Quarter 2	45,786	45,786	46,278	1,982,245	230.98	471,812.4
Quarter 3	38,738	38,738	39,159	1,973,472	196.29	475,696.5
Quarter 4	37,182	37,182	37,608	1,968,186	188.92	474,794.4
<i>≥ 85 years, 2019</i>						
Quarter 1	54,520	54,520	55,193	2,009,513	271.31	470,302.8
Quarter 2	46,668	46,668	47,283	1,981,475	235.52	470,742.3
Quarter 3	39,447	39,447	39,944	1,977,128	199.52	475,198.8
Quarter 4	37,063	37,063	37,541	1,977,304	187.44	476,692.5
<i>≥ 85 years, 2020</i>						
Quarter 1	57,470	57,470	58,211	2,041,209	281.55	481,052.2
Quarter 2	37,230	37,230	37,711	2,007,549	185.45	477,293.8
Quarter 3	35,539	35,539	35,962	2,003,117	177.42	481,382.1
Quarter 4	32,675	32,675	33,064	1,993,647	163.90	480,727.1
<i>≥ 85 years, 2021</i>						
Quarter 1	40,773	40,773	41,156	1,833,968	222.32	408,245.7
<b>Bumetanide</b>						
<i>18-44 years, 2000</i>						
Quarter 1	149	149	149	456,849	3.26	108,442.4
Quarter 2	73	73	73	454,753	1.61	108,575.8
Quarter 3	47	47	47	462,895	1.02	111,756.0
Quarter 4	51	51	51	470,945	1.08	114,482.9
<i>18-44 years, 2001</i>						
Quarter 1	51	51	51	479,909	1.06	113,679.3
Quarter 2	55	55	55	495,016	1.11	117,076.9
Quarter 3	67	67	67	507,743	1.32	122,865.5
Quarter 4	49	49	49	514,154	0.95	124,456.2
<i>18-44 years, 2002</i>						
Quarter 1	75	75	75	489,656	1.53	115,736.8
Quarter 2	86	86	86	494,533	1.74	115,931.3
Quarter 3	70	70	70	480,603	1.46	116,054.2
Quarter 4	58	58	58	479,425	1.21	108,225.3

**Table 4. Summary of Loop Diuretic Users in the Sentinel Distributed Database (SDD) between January 1, 2000 and March 31, 2021, Cross-Stratified by Year-Quarter and Age (Years)**

	New Users	New Episodes	Adjusted Dispensings	Eligible Members <sup>1</sup>	New Users per 10,000 Eligible Members <sup>1</sup>	Eligible Member-Years <sup>1</sup>
<i>18-44 years, 2003</i>						
Quarter 1	55	55	55	433,126	1.27	100,844.0
Quarter 2	77	77	77	429,862	1.79	100,602.4
Quarter 3	82	82	82	435,875	1.88	102,907.0
Quarter 4	71	71	71	437,679	1.62	103,841.5
<i>18-44 years, 2004</i>						
Quarter 1	70	70	70	444,926	1.57	104,028.7
Quarter 2	75	75	75	447,795	1.67	104,886.5
Quarter 3	70	70	70	450,670	1.55	105,812.3
Quarter 4	50	50	50	449,574	1.11	105,927.0
<i>18-44 years, 2005</i>						
Quarter 1	56	56	56	440,943	1.27	102,013.7
Quarter 2	52	52	52	436,429	1.19	103,370.2
Quarter 3	42	42	42	439,928	0.95	100,245.0
Quarter 4	25	25	25	405,715	0.62	96,136.0
<i>18-44 years, 2006</i>						
Quarter 1	419	419	419	5,211,746	0.80	1,196,050.5
Quarter 2	189	189	189	5,229,763	0.36	1,212,046.5
Quarter 3	158	158	158	5,305,484	0.30	1,230,623.3
Quarter 4	110	110	110	5,419,351	0.20	1,277,443.2
<i>18-44 years, 2007</i>						
Quarter 1	238	238	238	6,215,185	0.38	1,422,655.7
Quarter 2	215	215	215	6,237,140	0.34	1,444,002.3
Quarter 3	168	168	168	6,290,972	0.27	1,458,258.7
Quarter 4	156	156	156	6,201,054	0.25	1,459,531.6
<i>18-44 years, 2008</i>						
Quarter 1	823	823	823	15,776,449	0.52	3,647,341.9
Quarter 2	551	551	551	15,737,671	0.35	3,644,151.6
Quarter 3	464	464	464	15,991,792	0.29	3,691,796.0
Quarter 4	381	381	381	15,540,994	0.25	3,674,319.1
<i>18-44 years, 2009</i>						
Quarter 1	389	389	389	15,417,570	0.25	3,543,530.6
Quarter 2	495	495	495	15,083,137	0.33	3,526,410.6
Quarter 3	384	384	384	15,136,496	0.25	3,516,618.0
Quarter 4	284	284	284	14,580,174	0.19	3,467,764.6
<i>18-44 years, 2010</i>						
Quarter 1	2,308	2,308	2,308	15,363,658	1.50	3,556,743.4
Quarter 2	1,079	1,079	1,079	15,256,223	0.71	3,569,738.7
Quarter 3	963	963	963	15,545,908	0.62	3,611,676.1
Quarter 4	778	778	778	15,096,813	0.52	3,595,841.8

**Table 4. Summary of Loop Diuretic Users in the Sentinel Distributed Database (SDD) between January 1, 2000 and March 31, 2021, Cross-Stratified by Year-Quarter and Age (Years)**

	New Users	New Episodes	Adjusted Dispensings	Eligible Members <sup>1</sup>	New Users per 10,000 Eligible Members <sup>1</sup>	Eligible Member-Years <sup>1</sup>
<i>18-44 years, 2011</i>						
Quarter 1	834	834	834	14,832,107	0.56	3,436,755.9
Quarter 2	938	938	938	14,849,603	0.63	3,478,114.2
Quarter 3	808	808	808	15,112,559	0.53	3,516,250.9
Quarter 4	713	713	713	14,839,439	0.48	3,543,398.7
<i>18-44 years, 2012</i>						
Quarter 1	820	820	820	14,498,721	0.57	3,399,947.7
Quarter 2	830	830	830	14,469,748	0.57	3,392,799.2
Quarter 3	787	787	787	14,712,583	0.53	3,431,381.0
Quarter 4	620	620	620	14,407,641	0.43	3,437,221.6
<i>18-44 years, 2013</i>						
Quarter 1	889	889	889	16,022,935	0.55	3,734,440.9
Quarter 2	935	935	935	15,996,313	0.58	3,761,125.7
Quarter 3	899	899	899	16,321,410	0.55	3,830,955.3
Quarter 4	735	735	735	16,097,839	0.46	3,826,793.6
<i>18-44 years, 2014</i>						
Quarter 1	793	793	793	16,704,920	0.47	3,885,432.9
Quarter 2	750	750	750	16,900,237	0.44	3,957,513.4
Quarter 3	771	771	771	17,047,080	0.45	3,988,959.3
Quarter 4	680	680	680	16,759,023	0.41	3,977,729.4
<i>18-44 years, 2015</i>						
Quarter 1	907	907	907	17,256,709	0.53	3,986,115.4
Quarter 2	964	964	964	17,289,637	0.56	4,051,492.9
Quarter 3	890	890	890	17,402,928	0.51	4,079,626.1
Quarter 4	776	776	776	17,219,992	0.45	4,080,692.7
<i>18-44 years, 2016</i>						
Quarter 1	918	918	918	17,827,241	0.51	4,174,512.1
Quarter 2	992	992	992	17,836,722	0.56	4,180,559.9
Quarter 3	934	934	934	18,024,092	0.52	4,221,618.7
Quarter 4	758	758	758	17,861,790	0.42	4,236,288.2
<i>18-44 years, 2017</i>						
Quarter 1	956	956	956	17,797,863	0.54	4,144,734.5
Quarter 2	1,002	1,002	1,002	17,761,299	0.56	4,168,250.6
Quarter 3	900	900	900	17,832,971	0.50	4,178,614.0
Quarter 4	824	824	824	17,487,476	0.47	4,155,174.5
<i>18-44 years, 2018</i>						
Quarter 1	927	927	927	17,171,055	0.54	4,001,536.7
Quarter 2	899	899	899	17,155,765	0.52	4,022,732.7
Quarter 3	878	878	878	17,332,817	0.51	4,056,236.8
Quarter 4	827	827	827	17,082,112	0.48	4,061,276.6

**Table 4. Summary of Loop Diuretic Users in the Sentinel Distributed Database (SDD) between January 1, 2000 and March 31, 2021, Cross-Stratified by Year-Quarter and Age (Years)**

	New Users	New Episodes	Adjusted Dispensings	Eligible Members <sup>1</sup>	New Users per 10,000 Eligible Members <sup>1</sup>	Eligible Member-Years <sup>1</sup>
<i>18-44 years, 2019</i>						
Quarter 1	1,015	1,015	1,015	16,688,441	0.61	3,895,317.2
Quarter 2	961	961	961	16,676,974	0.58	3,916,029.2
Quarter 3	992	992	992	16,808,091	0.59	3,933,351.4
Quarter 4	875	875	875	16,461,750	0.53	3,921,364.3
<i>18-44 years, 2020</i>						
Quarter 1	1,011	1,011	1,011	15,933,023	0.63	3,753,662.2
Quarter 2	889	889	889	15,641,596	0.57	3,705,196.3
Quarter 3	912	912	912	15,607,095	0.58	3,674,066.6
Quarter 4	740	740	740	15,185,061	0.49	3,630,457.9
<i>18-44 years, 2021</i>						
Quarter 1	712	712	712	7,020,239	1.01	1,617,314.7
<i>45-64 years, 2000</i>						
Quarter 1	681	681	681	228,445	29.81	54,657.5
Quarter 2	229	229	229	228,107	10.04	54,903.3
Quarter 3	176	176	176	231,049	7.62	56,240.0
Quarter 4	155	155	155	234,158	6.62	57,242.0
<i>45-64 years, 2001</i>						
Quarter 1	138	138	138	238,898	5.78	56,859.5
Quarter 2	220	220	220	245,125	8.98	58,586.4
Quarter 3	174	174	174	250,764	6.94	60,963.4
Quarter 4	174	174	174	254,805	6.83	62,091.5
<i>45-64 years, 2002</i>						
Quarter 1	228	228	228	254,590	8.96	60,547.1
Quarter 2	320	320	320	259,458	12.33	61,910.6
Quarter 3	234	234	234	256,328	9.13	62,738.9
Quarter 4	172	172	172	255,395	6.73	60,653.4
<i>45-64 years, 2003</i>						
Quarter 1	193	193	193	241,509	7.99	57,581.3
Quarter 2	240	240	240	240,054	10.00	57,583.6
Quarter 3	228	228	228	241,286	9.45	58,596.3
Quarter 4	166	166	166	243,067	6.83	58,989.6
<i>45-64 years, 2004</i>						
Quarter 1	202	202	202	246,928	8.18	59,049.0
Quarter 2	222	222	222	247,371	8.97	59,447.2
Quarter 3	249	249	249	249,295	9.99	60,226.8
Quarter 4	210	210	210	248,672	8.44	60,356.1



**Table 4. Summary of Loop Diuretic Users in the Sentinel Distributed Database (SDD) between January 1, 2000 and March 31, 2021, Cross-Stratified by Year-Quarter and Age (Years)**

	New Users	New Episodes	Adjusted Dispensings	Eligible Members <sup>1</sup>	New Users per 10,000 Eligible Members <sup>1</sup>	Eligible Member-Years <sup>1</sup>
<i>45-64 years, 2005</i>						
Quarter 1	219	219	219	247,561	8.85	58,725.3
Quarter 2	188	188	188	243,955	7.71	59,057.5
Quarter 3	117	117	117	242,528	4.82	52,587.8
Quarter 4	118	118	118	186,798	6.32	44,364.5
<i>45-64 years, 2006</i>						
Quarter 1	2,429	2,429	2,429	3,459,840	7.02	814,273.8
Quarter 2	754	754	754	3,488,213	2.16	830,366.1
Quarter 3	552	552	552	3,517,060	1.57	847,089.3
Quarter 4	504	504	504	3,668,030	1.37	887,261.2
<i>45-64 years, 2007</i>						
Quarter 1	1,636	1,636	1,636	4,366,889	3.75	1,023,941.8
Quarter 2	928	928	928	4,417,035	2.10	1,048,451.3
Quarter 3	764	764	764	4,434,204	1.72	1,064,333.8
Quarter 4	604	604	604	4,448,044	1.36	1,072,916.5
<i>45-64 years, 2008</i>						
Quarter 1	4,392	4,392	4,392	10,551,766	4.16	2,494,370.8
Quarter 2	2,104	2,104	2,104	10,592,866	1.99	2,509,487.1
Quarter 3	1,671	1,671	1,671	10,663,198	1.57	2,553,941.4
Quarter 4	1,366	1,366	1,366	10,638,181	1.28	2,564,202.9
<i>45-64 years, 2009</i>						
Quarter 1	1,777	1,777	1,777	10,677,028	1.66	2,498,541.8
Quarter 2	1,682	1,682	1,682	10,571,790	1.59	2,515,992.8
Quarter 3	1,493	1,493	1,493	10,532,123	1.42	2,529,943.1
Quarter 4	1,216	1,216	1,216	10,440,599	1.16	2,526,141.9
<i>45-64 years, 2010</i>						
Quarter 1	16,275	16,275	16,275	13,158,578	12.37	3,081,972.2
Quarter 2	5,884	5,884	5,884	13,111,754	4.49	3,113,175.0
Quarter 3	4,876	4,876	4,876	13,177,026	3.70	3,157,567.1
Quarter 4	3,989	3,989	3,989	13,111,698	3.04	3,165,009.9
<i>45-64 years, 2011</i>						
Quarter 1	4,880	4,880	4,880	12,932,193	3.77	3,034,637.6
Quarter 2	4,478	4,478	4,478	12,974,253	3.45	3,078,670.8
Quarter 3	4,260	4,260	4,260	13,045,954	3.27	3,120,426.7
Quarter 4	3,612	3,612	3,612	13,020,606	2.77	3,129,750.3
<i>45-64 years, 2012</i>						
Quarter 1	4,808	4,808	4,808	12,827,827	3.75	3,030,344.3
Quarter 2	4,462	4,462	4,462	12,798,660	3.49	3,028,795.0
Quarter 3	4,121	4,121	4,121	12,829,799	3.21	3,067,467.4
Quarter 4	3,673	3,673	3,673	12,768,119	2.88	3,071,696.5

**Table 4. Summary of Loop Diuretic Users in the Sentinel Distributed Database (SDD) between January 1, 2000 and March 31, 2021, Cross-Stratified by Year-Quarter and Age (Years)**

	New Users	New Episodes	Adjusted Dispensings	Eligible Members <sup>1</sup>	New Users per 10,000 Eligible Members <sup>1</sup>	Eligible Member-Years <sup>1</sup>
<i>45-64 years, 2013</i>						
Quarter 1	5,932	5,932	5,932	14,244,611	4.16	3,346,566.5
Quarter 2	5,250	5,250	5,250	14,229,562	3.69	3,380,202.8
Quarter 3	4,914	4,914	4,914	14,378,393	3.42	3,449,551.7
Quarter 4	4,217	4,217	4,217	14,390,708	2.93	3,451,735.1
<i>45-64 years, 2014</i>						
Quarter 1	5,321	5,321	5,321	14,898,592	3.57	3,482,249.0
Quarter 2	4,153	4,153	4,153	15,025,362	2.76	3,548,370.7
Quarter 3	4,292	4,292	4,292	14,997,878	2.86	3,580,139.8
Quarter 4	3,926	3,926	3,926	14,911,987	2.63	3,566,261.6
<i>45-64 years, 2015</i>						
Quarter 1	5,396	5,396	5,396	15,301,452	3.53	3,554,205.2
Quarter 2	5,238	5,238	5,238	15,267,840	3.43	3,612,992.2
Quarter 3	4,968	4,968	4,968	15,264,394	3.25	3,646,177.4
Quarter 4	4,647	4,647	4,647	15,304,409	3.04	3,656,949.2
<i>45-64 years, 2016</i>						
Quarter 1	6,008	6,008	6,008	15,815,219	3.80	3,728,137.1
Quarter 2	5,744	5,744	5,744	15,805,372	3.63	3,736,644.1
Quarter 3	5,451	5,451	5,451	15,839,097	3.44	3,787,201.3
Quarter 4	4,844	4,844	4,844	15,882,958	3.05	3,795,912.4
<i>45-64 years, 2017</i>						
Quarter 1	6,235	6,235	6,235	15,702,452	3.97	3,677,452.2
Quarter 2	5,894	5,894	5,894	15,638,190	3.77	3,703,170.9
Quarter 3	5,573	5,573	5,573	15,588,269	3.58	3,713,611.5
Quarter 4	5,014	5,014	5,014	15,382,466	3.26	3,676,527.8
<i>45-64 years, 2018</i>						
Quarter 1	5,638	5,638	5,638	14,940,572	3.77	3,498,344.0
Quarter 2	5,537	5,537	5,537	14,873,926	3.72	3,513,805.5
Quarter 3	5,392	5,392	5,392	14,838,355	3.63	3,535,970.9
Quarter 4	4,918	4,918	4,918	14,734,603	3.34	3,522,315.0
<i>45-64 years, 2019</i>						
Quarter 1	6,418	6,418	6,418	14,469,965	4.44	3,383,210.6
Quarter 2	6,281	6,281	6,281	14,390,717	4.36	3,393,914.8
Quarter 3	6,106	6,106	6,106	14,342,905	4.26	3,409,330.2
Quarter 4	5,480	5,480	5,480	14,172,369	3.87	3,392,018.9
<i>45-64 years, 2020</i>						
Quarter 1	7,137	7,137	7,137	13,964,839	5.11	3,289,842.2
Quarter 2	5,923	5,923	5,923	13,761,645	4.30	3,256,532.8
Quarter 3	5,541	5,541	5,541	13,674,519	4.05	3,255,413.7
Quarter 4	4,907	4,907	4,907	13,428,637	3.65	3,219,979.6

**Table 4. Summary of Loop Diuretic Users in the Sentinel Distributed Database (SDD) between January 1, 2000 and March 31, 2021, Cross-Stratified by Year-Quarter and Age (Years)**

	New Users	New Episodes	Adjusted Dispensings	Eligible Members <sup>1</sup>	New Users per 10,000 Eligible Members <sup>1</sup>	Eligible Member-Years <sup>1</sup>
<i>45-64 years, 2021</i>						
Quarter 1	4,774	4,774	4,774	7,811,611	6.11	1,740,902.5
<i>65-74 years, 2000</i>						
Quarter 1	289	289	289	69,305	41.70	16,294.4
Quarter 2	120	120	120	69,803	17.19	16,499.3
Quarter 3	90	90	90	70,707	12.73	16,920.2
Quarter 4	76	76	76	71,425	10.64	17,210.6
<i>65-74 years, 2001</i>						
Quarter 1	96	96	96	73,077	13.14	17,063.8
Quarter 2	96	96	96	74,002	12.97	17,520.2
Quarter 3	99	99	99	74,923	13.21	18,002.8
Quarter 4	87	87	87	75,438	11.53	18,186.1
<i>65-74 years, 2002</i>						
Quarter 1	121	121	121	75,846	15.95	17,785.4
Quarter 2	117	117	117	76,682	15.26	18,168.5
Quarter 3	106	106	106	77,749	13.63	18,657.7
Quarter 4	91	91	91	77,693	11.71	18,584.1
<i>65-74 years, 2003</i>						
Quarter 1	64	64	64	77,308	8.28	18,088.0
Quarter 2	104	104	104	76,112	13.66	17,784.8
Quarter 3	115	115	115	76,136	15.10	18,178.1
Quarter 4	86	86	86	76,234	11.28	18,237.0
<i>65-74 years, 2004</i>						
Quarter 1	89	89	89	76,721	11.60	18,102.5
Quarter 2	123	123	123	76,794	16.02	18,122.7
Quarter 3	116	116	116	76,728	15.12	18,206.4
Quarter 4	80	80	80	75,776	10.56	18,078.1
<i>65-74 years, 2005</i>						
Quarter 1	90	90	90	75,051	11.99	17,403.6
Quarter 2	102	102	102	73,207	13.93	17,367.5
Quarter 3	62	62	62	72,366	8.57	15,956.2
Quarter 4	55	55	55	59,603	9.23	14,230.2
<i>65-74 years, 2006</i>						
Quarter 1	1,148	1,148	1,148	471,396	24.35	107,358.0
Quarter 2	364	364	364	504,998	7.21	114,705.4
Quarter 3	216	216	216	497,665	4.34	119,926.3
Quarter 4	184	184	184	508,685	3.62	122,816.1

**Table 4. Summary of Loop Diuretic Users in the Sentinel Distributed Database (SDD) between January 1, 2000 and March 31, 2021, Cross-Stratified by Year-Quarter and Age (Years)**

	New Users	New Episodes	Adjusted Dispensings	Eligible Members <sup>1</sup>	New Users per 10,000 Eligible Members <sup>1</sup>	Eligible Member-Years <sup>1</sup>
<i>65-74 years, 2007</i>						
Quarter 1	1,747	1,747	1,747	1,085,511	16.09	252,344.9
Quarter 2	693	693	693	1,095,773	6.32	262,462.7
Quarter 3	468	468	468	1,108,108	4.22	268,128.9
Quarter 4	416	416	416	1,115,412	3.73	270,653.2
<i>65-74 years, 2008</i>						
Quarter 1	1,956	1,956	1,956	1,805,397	10.83	425,143.2
Quarter 2	1,059	1,059	1,059	1,842,706	5.75	438,473.4
Quarter 3	839	839	839	1,869,709	4.49	450,705.5
Quarter 4	706	706	706	1,885,802	3.74	457,092.6
<i>65-74 years, 2009</i>						
Quarter 1	1,006	1,006	1,006	1,892,241	5.32	442,820.8
Quarter 2	908	908	908	1,873,404	4.85	449,384.4
Quarter 3	800	800	800	1,878,416	4.26	454,878.5
Quarter 4	691	691	691	1,869,941	3.70	454,532.4
<i>65-74 years, 2010</i>						
Quarter 1	28,280	28,280	28,280	8,471,789	33.38	2,007,394.4
Quarter 2	8,429	8,429	8,429	8,411,843	10.02	2,028,714.3
Quarter 3	6,362	6,362	6,362	8,471,108	7.51	2,062,343.4
Quarter 4	5,249	5,249	5,249	8,448,738	6.21	2,065,781.3
<i>65-74 years, 2011</i>						
Quarter 1	7,057	7,057	7,057	8,813,790	8.01	2,100,493.0
Quarter 2	6,066	6,066	6,066	8,821,789	6.88	2,128,964.5
Quarter 3	5,562	5,562	5,562	8,939,025	6.22	2,171,986.3
Quarter 4	5,016	5,016	5,016	9,032,185	5.55	2,197,116.8
<i>65-74 years, 2012</i>						
Quarter 1	7,322	7,322	7,322	9,512,027	7.70	2,284,279.1
Quarter 2	6,001	6,001	6,001	9,588,691	6.26	2,308,234.5
Quarter 3	5,442	5,442	5,442	9,727,737	5.59	2,364,443.6
Quarter 4	5,085	5,085	5,085	9,766,019	5.21	2,383,394.3
<i>65-74 years, 2013</i>						
Quarter 1	10,686	10,686	10,686	11,117,268	9.61	2,645,165.1
Quarter 2	8,091	8,091	8,091	11,199,305	7.22	2,697,914.0
Quarter 3	7,025	7,025	7,025	11,324,069	6.20	2,754,875.6
Quarter 4	6,450	6,450	6,450	11,362,817	5.68	2,774,363.3
<i>65-74 years, 2014</i>						
Quarter 1	7,874	7,874	7,874	11,852,783	6.64	2,822,524.0
Quarter 2	6,057	6,057	6,057	11,958,417	5.07	2,876,163.9
Quarter 3	6,131	6,131	6,131	12,081,007	5.07	2,934,892.4
Quarter 4	5,904	5,904	5,904	12,136,610	4.86	2,959,765.3

**Table 4. Summary of Loop Diuretic Users in the Sentinel Distributed Database (SDD) between January 1, 2000 and March 31, 2021, Cross-Stratified by Year-Quarter and Age (Years)**

	New Users	New Episodes	Adjusted Dispensings	Eligible Members <sup>1</sup>	New Users per 10,000 Eligible Members <sup>1</sup>	Eligible Member-Years <sup>1</sup>
<i>65-74 years, 2015</i>						
Quarter 1	8,121	8,121	8,121	12,534,354	6.48	2,982,985.7
Quarter 2	7,862	7,862	7,862	12,587,181	6.25	3,032,036.5
Quarter 3	7,302	7,302	7,302	12,746,243	5.73	3,098,713.7
Quarter 4	6,784	6,784	6,784	12,813,311	5.29	3,125,998.1
<i>65-74 years, 2016</i>						
Quarter 1	8,791	8,791	8,791	13,171,328	6.67	3,171,017.0
Quarter 2	8,608	8,608	8,608	13,247,232	6.50	3,191,502.9
Quarter 3	7,821	7,821	7,821	13,415,903	5.83	3,261,813.0
Quarter 4	7,421	7,421	7,421	13,475,176	5.51	3,287,537.2
<i>65-74 years, 2017</i>						
Quarter 1	9,421	9,421	9,421	13,656,019	6.90	3,251,169.7
Quarter 2	8,999	8,999	8,999	13,698,743	6.57	3,300,619.7
Quarter 3	8,735	8,735	8,735	13,879,707	6.29	3,371,401.5
Quarter 4	7,678	7,678	7,678	13,906,029	5.52	3,385,345.4
<i>65-74 years, 2018</i>						
Quarter 1	8,803	8,803	8,803	14,027,338	6.28	3,335,941.5
Quarter 2	8,927	8,927	8,927	14,045,462	6.36	3,380,800.2
Quarter 3	8,304	8,304	8,304	14,200,817	5.85	3,448,382.8
Quarter 4	7,855	7,855	7,855	14,238,531	5.52	3,471,871.8
<i>65-74 years, 2019</i>						
Quarter 1	10,552	10,552	10,552	14,610,214	7.22	3,473,981.7
Quarter 2	10,181	10,181	10,181	14,672,230	6.94	3,532,043.7
Quarter 3	9,754	9,754	9,754	14,855,067	6.57	3,606,885.6
Quarter 4	8,873	8,873	8,873	14,892,667	5.96	3,639,158.0
<i>65-74 years, 2020</i>						
Quarter 1	12,154	12,154	12,154	15,325,776	7.93	3,681,710.6
Quarter 2	9,641	9,641	9,641	15,338,871	6.29	3,702,749.1
Quarter 3	9,467	9,467	9,467	15,534,769	6.09	3,775,395.5
Quarter 4	8,457	8,457	8,457	15,531,658	5.45	3,799,736.0
<i>65-74 years, 2021</i>						
Quarter 1	9,520	9,520	9,520	14,050,112	6.78	3,169,629.4
<i>75-84 years, 2000</i>						
Quarter 1	221	221	221	40,651	54.37	9,414.9
Quarter 2	60	60	60	40,525	14.81	9,468.7
Quarter 3	73	73	73	40,630	17.97	9,632.8
Quarter 4	50	50	50	40,583	12.32	9,635.8

**Table 4. Summary of Loop Diuretic Users in the Sentinel Distributed Database (SDD) between January 1, 2000 and March 31, 2021, Cross-Stratified by Year-Quarter and Age (Years)**

	New Users	New Episodes	Adjusted Dispensings	Eligible Members <sup>1</sup>	New Users per 10,000 Eligible Members <sup>1</sup>	Eligible Member-Years <sup>1</sup>
<i>75-84 years, 2001</i>						
Quarter 1	54	54	54	40,849	13.22	9,403.1
Quarter 2	81	81	81	40,913	19.80	9,559.0
Quarter 3	66	66	66	41,228	16.01	9,756.6
Quarter 4	57	57	57	41,314	13.80	9,820.8
<i>75-84 years, 2002</i>						
Quarter 1	76	76	76	41,590	18.27	9,544.1
Quarter 2	91	91	91	41,703	21.82	9,725.7
Quarter 3	75	75	75	41,992	17.86	9,929.9
Quarter 4	62	62	62	41,976	14.77	9,966.6
<i>75-84 years, 2003</i>						
Quarter 1	73	73	73	42,122	17.33	9,696.3
Quarter 2	79	79	79	41,858	18.87	9,730.4
Quarter 3	64	64	64	41,967	15.25	9,892.1
Quarter 4	55	55	55	41,867	13.14	9,907.6
<i>75-84 years, 2004</i>						
Quarter 1	91	91	91	42,055	21.64	9,755.7
Quarter 2	68	68	68	41,524	16.38	9,690.4
Quarter 3	62	62	62	41,631	14.89	9,830.0
Quarter 4	58	58	58	41,665	13.92	9,850.3
<i>75-84 years, 2005</i>						
Quarter 1	69	69	69	41,605	16.58	9,564.2
Quarter 2	69	69	69	40,902	16.87	9,630.7
Quarter 3	45	45	45	40,482	11.12	9,393.5
Quarter 4	53	53	53	37,649	14.08	9,028.5
<i>75-84 years, 2006</i>						
Quarter 1	1,105	1,105	1,105	244,887	45.12	55,818.8
Quarter 2	348	348	348	263,872	13.19	60,047.3
Quarter 3	182	182	182	258,660	7.04	62,944.9
Quarter 4	178	178	178	262,562	6.78	63,775.6
<i>75-84 years, 2007</i>						
Quarter 1	1,460	1,460	1,460	575,798	25.36	134,545.2
Quarter 2	547	547	547	576,776	9.48	138,928.9
Quarter 3	390	390	390	581,094	6.71	141,267.2
Quarter 4	340	340	340	583,027	5.83	142,141.8
<i>75-84 years, 2008</i>						
Quarter 1	1,779	1,779	1,779	917,583	19.39	218,466.1
Quarter 2	887	887	887	930,111	9.54	223,140.6
Quarter 3	663	663	663	932,891	7.11	227,187.5
Quarter 4	581	581	581	936,483	6.20	228,307.1

**Table 4. Summary of Loop Diuretic Users in the Sentinel Distributed Database (SDD) between January 1, 2000 and March 31, 2021, Cross-Stratified by Year-Quarter and Age (Years)**

	<b>New Users</b>	<b>New Episodes</b>	<b>Adjusted Dispensings</b>	<b>Eligible Members<sup>1</sup></b>	<b>New Users per 10,000 Eligible Members<sup>1</sup></b>	<b>Eligible Member-Years<sup>1</sup></b>
<i>75-84 years, 2009</i>						
Quarter 1	827	827	827	937,848	8.82	221,141.6
Quarter 2	686	686	686	929,918	7.38	224,164.2
Quarter 3	594	594	594	935,773	6.35	227,810.3
Quarter 4	592	592	592	938,446	6.31	228,733.8
<i>75-84 years, 2010</i>						
Quarter 1	30,721	30,721	30,721	5,405,524	56.83	1,277,842.1
Quarter 2	8,189	8,189	8,189	5,348,507	15.31	1,286,565.6
Quarter 3	6,089	6,089	6,089	5,358,632	11.36	1,302,991.4
Quarter 4	5,071	5,071	5,071	5,344,056	9.49	1,302,400.0
<i>75-84 years, 2011</i>						
Quarter 1	6,780	6,780	6,780	5,521,331	12.28	1,311,880.3
Quarter 2	5,724	5,724	5,724	5,496,332	10.41	1,324,494.1
Quarter 3	4,962	4,962	4,962	5,507,515	9.01	1,340,366.7
Quarter 4	4,481	4,481	4,481	5,503,203	8.14	1,341,148.0
<i>75-84 years, 2012</i>						
Quarter 1	6,873	6,873	6,873	5,726,482	12.00	1,376,285.1
Quarter 2	5,564	5,564	5,564	5,715,577	9.73	1,376,321.9
Quarter 3	4,831	4,831	4,831	5,748,193	8.40	1,397,622.4
Quarter 4	4,525	4,525	4,525	5,747,731	7.87	1,399,670.7
<i>75-84 years, 2013</i>						
Quarter 1	10,302	10,302	10,302	6,495,114	15.86	1,542,764.6
Quarter 2	7,552	7,552	7,552	6,510,490	11.60	1,565,726.4
Quarter 3	6,172	6,172	6,172	6,535,516	9.44	1,589,465.8
Quarter 4	5,672	5,672	5,672	6,545,967	8.66	1,594,884.1
<i>75-84 years, 2014</i>						
Quarter 1	6,959	6,959	6,959	6,712,498	10.37	1,596,658.5
Quarter 2	4,943	4,943	4,943	6,730,120	7.34	1,618,678.1
Quarter 3	5,442	5,442	5,442	6,752,260	8.06	1,640,359.2
Quarter 4	5,194	5,194	5,194	6,761,525	7.68	1,646,753.9
<i>75-84 years, 2015</i>						
Quarter 1	6,871	6,871	6,871	6,863,917	10.01	1,629,575.9
Quarter 2	6,752	6,752	6,752	6,865,168	9.84	1,649,674.7
Quarter 3	6,189	6,189	6,189	6,909,949	8.96	1,678,597.8
Quarter 4	5,881	5,881	5,881	6,933,986	8.48	1,688,285.5
<i>75-84 years, 2016</i>						
Quarter 1	7,833	7,833	7,833	7,046,643	11.12	1,694,298.7
Quarter 2	7,355	7,355	7,355	7,068,958	10.40	1,701,703.8
Quarter 3	6,517	6,517	6,517	7,144,798	9.12	1,737,384.9
Quarter 4	6,631	6,631	6,631	7,191,365	9.22	1,750,419.1

**Table 4. Summary of Loop Diuretic Users in the Sentinel Distributed Database (SDD) between January 1, 2000 and March 31, 2021, Cross-Stratified by Year-Quarter and Age (Years)**

	New Users	New Episodes	Adjusted Dispensings	Eligible Members <sup>1</sup>	New Users per 10,000 Eligible Members <sup>1</sup>	Eligible Member-Years <sup>1</sup>
<i>75-84 years, 2017</i>						
Quarter 1	8,052	8,052	8,052	7,203,646	11.18	1,712,332.9
Quarter 2	7,923	7,923	7,923	7,228,610	10.96	1,740,701.1
Quarter 3	7,558	7,558	7,558	7,320,765	10.32	1,778,181.4
Quarter 4	6,753	6,753	6,753	7,411,516	9.11	1,800,032.3
<i>75-84 years, 2018</i>						
Quarter 1	7,616	7,616	7,616	7,451,312	10.22	1,769,496.8
Quarter 2	7,899	7,899	7,899	7,496,734	10.54	1,804,760.9
Quarter 3	7,347	7,347	7,347	7,587,704	9.68	1,845,323.8
Quarter 4	7,191	7,191	7,191	7,650,616	9.40	1,865,112.0
<i>75-84 years, 2019</i>						
Quarter 1	9,410	9,410	9,410	7,805,460	12.06	1,856,646.1
Quarter 2	9,445	9,445	9,445	7,833,824	12.06	1,887,684.9
Quarter 3	8,479	8,479	8,479	7,909,038	10.72	1,924,605.4
Quarter 4	8,055	8,055	8,055	7,951,859	10.13	1,940,539.6
<i>75-84 years, 2020</i>						
Quarter 1	10,932	10,932	10,932	8,124,442	13.46	1,950,964.4
Quarter 2	8,102	8,102	8,102	8,123,384	9.97	1,959,033.1
Quarter 3	8,069	8,069	8,069	8,183,216	9.86	1,991,317.3
Quarter 4	7,592	7,592	7,592	8,191,344	9.27	2,000,497.7
<i>75-84 years, 2021</i>						
Quarter 1	8,285	8,285	8,285	7,508,796	11.03	1,690,400.4
<i>≥ 85 years, 2000</i>						
Quarter 1	112	112	112	23,415	47.83	5,364.1
Quarter 2	24	24	24	23,067	10.40	5,353.6
Quarter 3	59	59	59	23,092	25.55	5,432.6
Quarter 4	25	25	25	23,028	10.86	5,407.6
<i>≥ 85 years, 2001</i>						
Quarter 1	30	30	30	22,890	13.11	5,174.0
Quarter 2	44	44	44	22,577	19.49	5,227.5
Quarter 3	30	30	30	22,509	13.33	5,279.5
Quarter 4	34	34	34	22,445	15.15	5,265.5
<i>≥ 85 years, 2002</i>						
Quarter 1	46	46	46	22,400	20.54	5,083.4
Quarter 2	55	55	55	22,108	24.88	5,106.7
Quarter 3	35	35	35	22,186	15.78	5,199.8
Quarter 4	33	33	33	22,075	14.95	5,170.9



**Table 4. Summary of Loop Diuretic Users in the Sentinel Distributed Database (SDD) between January 1, 2000 and March 31, 2021, Cross-Stratified by Year-Quarter and Age (Years)**

	New Users	New Episodes	Adjusted Dispensings	Eligible Members <sup>1</sup>	New Users per 10,000 Eligible Members <sup>1</sup>	Eligible Member-Years <sup>1</sup>
<i>≥ 85 years, 2003</i>						
Quarter 1	30	30	30	21,792	13.77	4,932.4
Quarter 2	47	47	47	21,398	21.96	4,936.2
Quarter 3	33	33	33	21,536	15.32	5,025.9
Quarter 4	36	36	36	21,429	16.80	4,997.4
<i>≥ 85 years, 2004</i>						
Quarter 1	53	53	53	21,209	24.99	4,816.1
Quarter 2	39	39	39	20,516	19.01	4,733.2
Quarter 3	33	33	33	20,496	16.10	4,787.5
Quarter 4	18	18	18	20,477	8.79	4,783.7
<i>≥ 85 years, 2005</i>						
Quarter 1	33	33	33	20,383	16.19	4,620.0
Quarter 2	30	30	30	19,917	15.06	4,632.1
Quarter 3	17	17	17	20,018	8.49	4,693.4
Quarter 4	29	29	29	19,815	14.64	4,699.8
<i>≥ 85 years, 2006</i>						
Quarter 1	595	595	595	84,601	70.33	19,072.4
Quarter 2	202	202	202	90,978	22.20	20,490.2
Quarter 3	105	105	105	89,143	11.78	21,541.6
Quarter 4	95	95	95	91,175	10.42	21,941.6
<i>≥ 85 years, 2007</i>						
Quarter 1	622	622	622	182,131	34.15	42,377.5
Quarter 2	248	248	248	185,310	13.38	44,326.5
Quarter 3	181	181	181	187,360	9.66	45,223.8
Quarter 4	182	182	182	189,116	9.62	45,799.4
<i>≥ 85 years, 2008</i>						
Quarter 1	847	847	847	301,266	28.11	71,313.4
Quarter 2	383	383	383	305,877	12.52	72,947.7
Quarter 3	337	337	337	310,116	10.87	74,975.7
Quarter 4	303	303	303	314,149	9.65	76,091.3
<i>≥ 85 years, 2009</i>						
Quarter 1	396	396	396	317,186	12.48	74,406.6
Quarter 2	333	333	333	317,752	10.48	76,045.8
Quarter 3	307	307	307	322,738	9.51	78,202.6
Quarter 4	290	290	290	327,000	8.87	79,358.1
<i>≥ 85 years, 2010</i>						
Quarter 1	22,116	22,116	22,116	2,531,548	87.36	595,090.7
Quarter 2	4,972	4,972	4,972	2,502,907	19.86	599,866.1
Quarter 3	3,882	3,882	3,882	2,511,995	15.45	609,194.2
Quarter 4	3,518	3,518	3,518	2,514,397	13.99	610,323.5

**Table 4. Summary of Loop Diuretic Users in the Sentinel Distributed Database (SDD) between January 1, 2000 and March 31, 2021, Cross-Stratified by Year-Quarter and Age (Years)**

	New Users	New Episodes	Adjusted Dispensings	Eligible Members <sup>1</sup>	New Users per 10,000 Eligible Members <sup>1</sup>	Eligible Member-Years <sup>1</sup>
<i>≥ 85 years, 2011</i>						
Quarter 1	4,474	4,474	4,474	2,589,900	17.27	612,375.3
Quarter 2	3,789	3,789	3,789	2,573,162	14.73	617,570.6
Quarter 3	3,340	3,340	3,340	2,583,520	12.93	626,844.9
Quarter 4	3,084	3,084	3,084	2,589,508	11.91	629,185.4
<i>≥ 85 years, 2012</i>						
Quarter 1	4,636	4,636	4,636	2,692,952	17.22	644,288.5
Quarter 2	3,795	3,795	3,795	2,687,100	14.12	644,771.7
Quarter 3	3,331	3,331	3,331	2,703,589	12.32	656,114.6
Quarter 4	3,217	3,217	3,217	2,710,140	11.87	658,277.9
<i>≥ 85 years, 2013</i>						
Quarter 1	7,065	7,065	7,065	3,030,589	23.31	715,855.4
Quarter 2	5,187	5,187	5,187	3,018,757	17.18	724,228.4
Quarter 3	4,262	4,262	4,262	3,030,148	14.07	736,033.8
Quarter 4	4,089	4,089	4,089	3,040,645	13.45	739,102.4
<i>≥ 85 years, 2014</i>						
Quarter 1	4,710	4,710	4,710	3,100,488	15.19	735,333.3
Quarter 2	3,184	3,184	3,184	3,096,945	10.28	743,506.5
Quarter 3	3,377	3,377	3,377	3,103,029	10.88	753,271.4
Quarter 4	3,458	3,458	3,458	3,108,253	11.13	754,677.4
<i>≥ 85 years, 2015</i>						
Quarter 1	4,665	4,665	4,665	3,129,893	14.90	739,537.2
Quarter 2	4,399	4,399	4,399	3,105,979	14.16	744,280.6
Quarter 3	4,120	4,120	4,120	3,115,283	13.23	755,637.5
Quarter 4	4,032	4,032	4,032	3,120,189	12.92	758,234.8
<i>≥ 85 years, 2016</i>						
Quarter 1	5,234	5,234	5,234	3,160,068	16.56	757,679.4
Quarter 2	4,723	4,723	4,723	3,144,720	15.02	755,665.9
Quarter 3	4,318	4,318	4,318	3,154,352	13.69	766,682.8
Quarter 4	4,420	4,420	4,420	3,162,632	13.98	768,173.9
<i>≥ 85 years, 2017</i>						
Quarter 1	5,488	5,488	5,488	3,129,731	17.54	741,431.5
Quarter 2	5,126	5,126	5,126	3,104,293	16.51	746,090.9
Quarter 3	4,963	4,963	4,963	3,112,817	15.94	756,516.6
Quarter 4	4,465	4,465	4,465	3,116,594	14.33	757,799.6
<i>≥ 85 years, 2018</i>						
Quarter 1	5,092	5,092	5,092	3,089,487	16.48	731,673.4
Quarter 2	5,113	5,113	5,113	3,059,609	16.71	735,548.2
Quarter 3	4,686	4,686	4,686	3,060,431	15.31	744,308.1
Quarter 4	4,702	4,702	4,702	3,060,309	15.36	744,126.1

**Table 4. Summary of Loop Diuretic Users in the Sentinel Distributed Database (SDD) between January 1, 2000 and March 31, 2021, Cross-Stratified by Year-Quarter and Age (Years)**

	New Users	New Episodes	Adjusted Dispensings	Eligible Members <sup>1</sup>	New Users per 10,000 Eligible Members <sup>1</sup>	Eligible Member-Years <sup>1</sup>
<i>≥ 85 years, 2019</i>						
Quarter 1	5,908	5,908	5,908	3,079,676	19.18	730,181.6
Quarter 2	5,801	5,801	5,801	3,062,964	18.94	735,295.0
Quarter 3	5,393	5,393	5,393	3,071,672	17.56	745,099.5
Quarter 4	5,143	5,143	5,143	3,079,495	16.70	748,296.2
<i>≥ 85 years, 2020</i>						
Quarter 1	6,685	6,685	6,685	3,120,082	21.43	745,880.7
Quarter 2	4,742	4,742	4,742	3,098,637	15.30	741,587.8
Quarter 3	4,638	4,638	4,638	3,089,690	15.01	748,362.1
Quarter 4	4,459	4,459	4,459	3,077,129	14.49	746,625.1
<i>≥ 85 years, 2021</i>						
Quarter 1	5,072	5,072	5,072	2,822,594	17.97	637,901.3
<b><i>Furosemide</i></b>						
<i>18-44 years, 2000</i>						
Quarter 1	6,076	6,076	6,076	456,849	133.00	107,499.3
Quarter 2	2,160	2,160	2,160	449,040	48.10	106,934.7
Quarter 3	1,685	1,685	1,685	455,407	37.00	109,706.6
Quarter 4	1,266	1,266	1,266	462,183	27.39	112,155.9
<i>18-44 years, 2001</i>						
Quarter 1	1,377	1,377	1,377	470,294	29.28	111,201.3
Quarter 2	1,715	1,715	1,715	484,478	35.40	114,306.4
Quarter 3	1,551	1,551	1,551	495,969	31.27	119,771.9
Quarter 4	1,233	1,233	1,233	501,402	24.59	121,160.2
<i>18-44 years, 2002</i>						
Quarter 1	1,277	1,277	1,277	476,468	26.80	112,422.0
Quarter 2	1,773	1,773	1,773	480,712	36.88	112,371.1
Quarter 3	1,578	1,578	1,578	465,890	33.87	112,233.9
Quarter 4	1,171	1,171	1,171	463,840	25.25	104,363.5
<i>18-44 years, 2003</i>						
Quarter 1	1,139	1,139	1,139	417,815	27.26	97,051.7
Quarter 2	1,511	1,511	1,511	414,124	36.49	96,628.1
Quarter 3	1,475	1,475	1,475	419,359	35.17	98,688.9
Quarter 4	1,103	1,103	1,103	420,484	26.23	99,506.1
<i>18-44 years, 2004</i>						
Quarter 1	1,201	1,201	1,201	427,373	28.10	99,664.7
Quarter 2	1,481	1,481	1,481	429,883	34.45	100,380.6
Quarter 3	1,437	1,437	1,437	432,120	33.25	101,124.4
Quarter 4	1,183	1,183	1,183	430,534	27.48	101,142.4

**Table 4. Summary of Loop Diuretic Users in the Sentinel Distributed Database (SDD) between January 1, 2000 and March 31, 2021, Cross-Stratified by Year-Quarter and Age (Years)**

	<b>New Users</b>	<b>New Episodes</b>	<b>Adjusted Dispensings</b>	<b>Eligible Members<sup>1</sup></b>	<b>New Users per 10,000 Eligible Members<sup>1</sup></b>	<b>Eligible Member-Years<sup>1</sup></b>
<i>18-44 years, 2005</i>						
Quarter 1	1,100	1,100	1,100	421,793	26.08	97,332.6
Quarter 2	1,439	1,439	1,439	417,218	34.49	98,529.7
Quarter 3	994	994	994	420,111	23.66	95,467.6
Quarter 4	699	699	699	387,493	18.04	91,650.8
<i>18-44 years, 2006</i>						
Quarter 1	8,402	8,402	8,402	5,197,357	16.17	1,191,563.7
Quarter 2	4,827	4,827	4,827	5,208,955	9.27	1,206,525.8
Quarter 3	4,178	4,178	4,178	5,281,803	7.91	1,224,370.4
Quarter 4	3,021	3,021	3,021	5,393,398	5.60	1,270,800.4
<i>18-44 years, 2007</i>						
Quarter 1	5,234	5,234	5,234	6,189,022	8.46	1,415,831.6
Quarter 2	5,100	5,100	5,100	6,208,016	8.22	1,436,453.7
Quarter 3	4,619	4,619	4,619	6,259,326	7.38	1,450,044.9
Quarter 4	3,262	3,262	3,262	6,167,428	5.29	1,451,010.0
<i>18-44 years, 2008</i>						
Quarter 1	16,892	16,892	16,892	15,742,935	10.73	3,637,138.8
Quarter 2	12,153	12,153	12,153	15,691,681	7.74	3,631,816.8
Quarter 3	10,506	10,506	10,506	15,939,013	6.59	3,677,847.8
Quarter 4	7,497	7,497	7,497	15,483,656	4.84	3,659,594.2
<i>18-44 years, 2009</i>						
Quarter 1	8,916	8,916	8,916	15,362,004	5.80	3,529,486.2
Quarter 2	10,186	10,186	10,186	15,024,068	6.78	3,511,193.8
Quarter 3	8,941	8,941	8,941	15,073,421	5.93	3,500,495.7
Quarter 4	6,349	6,349	6,349	14,515,337	4.37	3,451,334.6
<i>18-44 years, 2010</i>						
Quarter 1	47,676	47,676	47,676	15,303,172	31.15	3,535,593.4
Quarter 2	22,028	22,028	22,028	15,157,249	14.53	3,543,366.1
Quarter 3	17,927	17,927	17,927	15,433,879	11.62	3,582,347.9
Quarter 4	12,578	12,578	12,578	14,976,996	8.40	3,565,139.2
<i>18-44 years, 2011</i>						
Quarter 1	14,511	14,511	14,511	14,714,864	9.86	3,407,267.1
Quarter 2	16,597	16,597	16,597	14,726,514	11.27	3,446,599.4
Quarter 3	15,228	15,228	15,228	14,982,525	10.16	3,482,766.7
Quarter 4	11,690	11,690	11,690	14,704,085	7.95	3,508,994.9
<i>18-44 years, 2012</i>						
Quarter 1	13,473	13,473	13,473	14,366,710	9.38	3,366,660.9
Quarter 2	14,349	14,349	14,349	14,333,765	10.01	3,358,397.1
Quarter 3	13,381	13,381	13,381	14,572,158	9.18	3,395,622.1
Quarter 4	10,482	10,482	10,482	14,264,176	7.35	3,400,979.4

**Table 4. Summary of Loop Diuretic Users in the Sentinel Distributed Database (SDD) between January 1, 2000 and March 31, 2021, Cross-Stratified by Year-Quarter and Age (Years)**

	New Users	New Episodes	Adjusted Dispensings	Eligible Members <sup>1</sup>	New Users per 10,000 Eligible Members <sup>1</sup>	Eligible Member-Years <sup>1</sup>
<i>18-44 years, 2013</i>						
Quarter 1	13,551	13,551	13,551	15,881,161	8.53	3,699,063.1
Quarter 2	14,881	14,881	14,881	15,851,124	9.39	3,724,409.1
Quarter 3	13,971	13,971	13,971	16,171,475	8.64	3,792,806.3
Quarter 4	10,437	10,437	10,437	15,945,090	6.55	3,788,304.3
<i>18-44 years, 2014</i>						
Quarter 1	13,048	13,048	13,048	16,557,483	7.88	3,848,818.1
Quarter 2	15,473	15,473	15,473	16,749,710	9.24	3,919,492.8
Quarter 3	13,726	13,726	13,726	16,892,545	8.13	3,949,724.1
Quarter 4	10,523	10,523	10,523	16,602,042	6.34	3,938,257.6
<i>18-44 years, 2015</i>						
Quarter 1	13,237	13,237	13,237	17,104,009	7.74	3,948,347.0
Quarter 2	15,079	15,079	15,079	17,134,329	8.80	4,012,451.4
Quarter 3	13,780	13,780	13,780	17,243,681	7.99	4,039,341.1
Quarter 4	10,581	10,581	10,581	17,058,457	6.20	4,040,167.8
<i>18-44 years, 2016</i>						
Quarter 1	13,608	13,608	13,608	17,670,142	7.70	4,135,205.7
Quarter 2	14,381	14,381	14,381	17,676,967	8.14	4,140,574.2
Quarter 3	13,613	13,613	13,613	17,861,502	7.62	4,180,552.0
Quarter 4	10,488	10,488	10,488	17,697,967	5.93	4,195,219.6
<i>18-44 years, 2017</i>						
Quarter 1	12,635	12,635	12,635	17,641,672	7.16	4,106,266.0
Quarter 2	13,469	13,469	13,469	17,604,019	7.65	4,129,134.3
Quarter 3	12,239	12,239	12,239	17,674,966	6.92	4,138,872.3
Quarter 4	9,748	9,748	9,748	17,329,325	5.63	4,115,588.1
<i>18-44 years, 2018</i>						
Quarter 1	11,144	11,144	11,144	17,020,185	6.55	3,964,506.1
Quarter 2	12,721	12,721	12,721	17,005,224	7.48	3,985,265.2
Quarter 3	11,668	11,668	11,668	17,181,117	6.79	4,018,139.6
Quarter 4	9,099	9,099	9,099	16,930,511	5.37	4,023,323.1
<i>18-44 years, 2019</i>						
Quarter 1	10,671	10,671	10,671	16,544,173	6.45	3,859,831.3
Quarter 2	12,014	12,014	12,014	16,532,413	7.27	3,880,017.9
Quarter 3	11,489	11,489	11,489	16,662,421	6.90	3,896,776.3
Quarter 4	8,776	8,776	8,776	16,316,790	5.38	3,885,051.3
<i>18-44 years, 2020</i>						
Quarter 1	10,459	10,459	10,459	15,809,954	6.62	3,723,000.5
Quarter 2	10,213	10,213	10,213	15,518,273	6.58	3,674,493.0
Quarter 3	10,300	10,300	10,300	15,482,858	6.65	3,642,835.8
Quarter 4	7,937	7,937	7,937	15,061,714	5.27	3,599,470.1

**Table 4. Summary of Loop Diuretic Users in the Sentinel Distributed Database (SDD) between January 1, 2000 and March 31, 2021, Cross-Stratified by Year-Quarter and Age (Years)**

	New Users	New Episodes	Adjusted Dispensings	Eligible Members <sup>1</sup>	New Users per 10,000 Eligible Members <sup>1</sup>	Eligible Member-Years <sup>1</sup>
<i>18-44 years, 2021</i>						
Quarter 1	6,089	6,089	6,089	6,929,473	8.79	1,595,683.1
<i>45-64 years, 2000</i>						
Quarter 1	23,142	23,142	23,142	228,325	1,013.56	50,778.1
Quarter 2	4,804	4,804	4,804	205,995	233.21	48,954.1
Quarter 3	3,566	3,566	3,566	205,033	173.92	49,398.3
Quarter 4	2,637	2,637	2,637	205,466	128.34	49,840.2
<i>45-64 years, 2001</i>						
Quarter 1	2,826	2,826	2,826	208,446	135.57	49,212.8
Quarter 2	3,351	3,351	3,351	212,905	157.39	50,353.2
Quarter 3	3,149	3,149	3,149	216,204	145.65	52,071.8
Quarter 4	2,575	2,575	2,575	218,119	118.05	52,729.2
<i>45-64 years, 2002</i>						
Quarter 1	2,769	2,769	2,769	216,495	127.90	51,071.2
Quarter 2	3,292	3,292	3,292	219,704	149.84	51,852.1
Quarter 3	3,030	3,030	3,030	214,718	141.12	52,129.5
Quarter 4	2,338	2,338	2,338	212,072	110.25	49,818.5
<i>45-64 years, 2003</i>						
Quarter 1	2,309	2,309	2,309	197,903	116.67	46,853.7
Quarter 2	2,778	2,778	2,778	195,615	142.01	46,496.9
Quarter 3	2,763	2,763	2,763	195,387	141.41	46,982.6
Quarter 4	2,199	2,199	2,199	195,726	112.35	47,087.5
<i>45-64 years, 2004</i>						
Quarter 1	2,648	2,648	2,648	198,563	133.36	47,006.6
Quarter 2	2,897	2,897	2,897	197,946	146.35	47,097.5
Quarter 3	2,799	2,799	2,799	198,331	141.13	47,407.6
Quarter 4	2,192	2,192	2,192	196,453	111.58	47,282.6
<i>45-64 years, 2005</i>						
Quarter 1	2,211	2,211	2,211	194,698	113.56	45,824.4
Quarter 2	2,460	2,460	2,460	190,840	128.90	45,854.7
Quarter 3	1,465	1,465	1,465	188,510	77.71	40,137.7
Quarter 4	1,019	1,019	1,019	141,131	72.20	33,282.4
<i>45-64 years, 2006</i>						
Quarter 1	44,819	44,819	44,819	3,428,749	130.72	800,946.2
Quarter 2	15,618	15,618	15,618	3,420,962	45.65	812,414.1
Quarter 3	11,606	11,606	11,606	3,439,762	33.74	826,809.0
Quarter 4	9,618	9,618	9,618	3,583,678	26.84	865,429.6

**Table 4. Summary of Loop Diuretic Users in the Sentinel Distributed Database (SDD) between January 1, 2000 and March 31, 2021, Cross-Stratified by Year-Quarter and Age (Years)**

	New Users	New Episodes	Adjusted Dispensings	Eligible Members <sup>1</sup>	New Users per 10,000 Eligible Members <sup>1</sup>	Eligible Member-Years <sup>1</sup>
<i>45-64 years, 2007</i>						
Quarter 1	30,276	30,276	30,276	4,280,320	70.73	999,109.0
Quarter 2	18,024	18,024	18,024	4,307,096	41.85	1,019,735.3
Quarter 3	14,078	14,078	14,078	4,313,689	32.64	1,033,187.9
Quarter 4	11,150	11,150	11,150	4,320,992	25.80	1,040,430.4
<i>45-64 years, 2008</i>						
Quarter 1	86,017	86,017	86,017	10,424,311	82.52	2,451,503.2
Quarter 2	40,112	40,112	40,112	10,393,983	38.59	2,456,819.8
Quarter 3	31,789	31,789	31,789	10,440,102	30.45	2,495,674.0
Quarter 4	24,414	24,414	24,414	10,399,446	23.48	2,502,977.9
<i>45-64 years, 2009</i>						
Quarter 1	32,396	32,396	32,396	10,445,934	31.01	2,439,958.4
Quarter 2	30,806	30,806	30,806	10,326,253	29.83	2,453,320.2
Quarter 3	26,666	26,666	26,666	10,273,891	25.96	2,464,382.4
Quarter 4	21,234	21,234	21,234	10,177,013	20.86	2,459,262.9
<i>45-64 years, 2010</i>						
Quarter 1	320,885	320,885	320,885	12,911,658	248.52	2,974,936.9
Quarter 2	100,128	100,128	100,128	12,586,286	79.55	2,973,638.1
Quarter 3	76,680	76,680	76,680	12,585,488	60.93	3,003,404.3
Quarter 4	56,852	56,852	56,852	12,478,463	45.56	3,002,579.2
<i>45-64 years, 2011</i>						
Quarter 1	71,917	71,917	71,917	12,304,613	58.45	2,875,872.9
Quarter 2	69,337	69,337	69,337	12,310,912	56.32	2,909,753.6
Quarter 3	64,705	64,705	64,705	12,350,119	52.39	2,942,104.7
Quarter 4	51,519	51,519	51,519	12,298,194	41.89	2,946,527.3
<i>45-64 years, 2012</i>						
Quarter 1	67,834	67,834	67,834	12,121,538	55.96	2,851,500.9
Quarter 2	62,406	62,406	62,406	12,065,991	51.72	2,844,058.6
Quarter 3	58,999	58,999	58,999	12,075,502	48.86	2,875,434.8
Quarter 4	48,389	48,389	48,389	11,994,606	40.34	2,875,978.0
<i>45-64 years, 2013</i>						
Quarter 1	80,552	80,552	80,552	13,481,072	59.75	3,153,796.9
Quarter 2	68,412	68,412	68,412	13,429,286	50.94	3,178,182.6
Quarter 3	63,944	63,944	63,944	13,551,968	47.18	3,239,158.7
Quarter 4	50,732	50,732	50,732	13,543,839	37.46	3,237,938.1
<i>45-64 years, 2014</i>						
Quarter 1	74,261	74,261	74,261	14,077,496	52.75	3,277,070.0
Quarter 2	71,482	71,482	71,482	14,176,343	50.42	3,334,593.2
Quarter 3	63,549	63,549	63,549	14,126,519	44.99	3,359,436.1
Quarter 4	52,128	52,128	52,128	14,024,177	37.17	3,342,782.4

**Table 4. Summary of Loop Diuretic Users in the Sentinel Distributed Database (SDD) between January 1, 2000 and March 31, 2021, Cross-Stratified by Year-Quarter and Age (Years)**

	New Users	New Episodes	Adjusted Dispensings	Eligible Members <sup>1</sup>	New Users per 10,000 Eligible Members <sup>1</sup>	Eligible Member-Years <sup>1</sup>
<i>45-64 years, 2015</i>						
Quarter 1	73,662	73,662	73,662	14,435,696	51.03	3,338,777.3
Quarter 2	69,804	69,804	69,804	14,377,095	48.55	3,389,503.4
Quarter 3	64,068	64,068	64,068	14,352,003	44.64	3,415,494.9
Quarter 4	53,637	53,637	53,637	14,375,061	37.31	3,423,116.9
<i>45-64 years, 2016</i>						
Quarter 1	74,917	74,917	74,917	14,904,440	50.26	3,499,352.1
Quarter 2	68,211	68,211	68,211	14,869,996	45.87	3,502,926.7
Quarter 3	64,200	64,200	64,200	14,886,811	43.13	3,546,627.9
Quarter 4	53,360	53,360	53,360	14,915,723	35.77	3,552,985.6
<i>45-64 years, 2017</i>						
Quarter 1	72,442	72,442	72,442	14,776,737	49.02	3,447,970.2
Quarter 2	65,101	65,101	65,101	14,694,505	44.30	3,467,912.0
Quarter 3	59,712	59,712	59,712	14,633,220	40.81	3,473,493.7
Quarter 4	50,391	50,391	50,391	14,423,799	34.94	3,436,158.0
<i>45-64 years, 2018</i>						
Quarter 1	64,188	64,188	64,188	14,025,940	45.76	3,272,710.2
Quarter 2	62,918	62,918	62,918	13,950,495	45.10	3,284,033.1
Quarter 3	57,523	57,523	57,523	13,907,712	41.36	3,302,265.8
Quarter 4	48,171	48,171	48,171	13,801,213	34.90	3,288,463.3
<i>45-64 years, 2019</i>						
Quarter 1	65,646	65,646	65,646	13,580,644	48.34	3,163,743.7
Quarter 2	61,019	61,019	61,019	13,492,959	45.22	3,170,918.2
Quarter 3	58,324	58,324	58,324	13,441,768	43.39	3,183,412.8
Quarter 4	46,957	46,957	46,957	13,273,109	35.38	3,166,324.2
<i>45-64 years, 2020</i>						
Quarter 1	69,320	69,320	69,320	13,135,888	52.77	3,082,786.8
Quarter 2	56,755	56,755	56,755	12,924,493	43.91	3,048,640.2
Quarter 3	54,492	54,492	54,492	12,834,427	42.46	3,044,765.2
Quarter 4	43,157	43,157	43,157	12,593,573	34.27	3,010,422.1
<i>45-64 years, 2021</i>						
Quarter 1	40,861	40,861	40,861	7,166,095	57.02	1,591,746.0
<i>65-74 years, 2000</i>						
Quarter 1	12,407	12,407	12,407	69,023	1,797.52	14,186.1
Quarter 2	2,134	2,134	2,134	57,486	371.22	13,328.1
Quarter 3	1,537	1,537	1,537	56,670	271.22	13,358.8
Quarter 4	1,108	1,108	1,108	56,282	196.87	13,407.7



**Table 4. Summary of Loop Diuretic Users in the Sentinel Distributed Database (SDD) between January 1, 2000 and March 31, 2021, Cross-Stratified by Year-Quarter and Age (Years)**

	New Users	New Episodes	Adjusted Dispensings	Eligible Members <sup>1</sup>	New Users per 10,000 Eligible Members <sup>1</sup>	Eligible Member-Years <sup>1</sup>
<i>65-74 years, 2001</i>						
Quarter 1	1,200	1,200	1,200	57,066	210.28	13,177.1
Quarter 2	1,473	1,473	1,473	57,238	257.35	13,358.4
Quarter 3	1,213	1,213	1,213	57,091	212.47	13,550.0
Quarter 4	1,049	1,049	1,049	56,889	184.39	13,566.7
<i>65-74 years, 2002</i>						
Quarter 1	1,126	1,126	1,126	56,667	198.70	13,148.1
Quarter 2	1,292	1,292	1,292	56,876	227.16	13,306.0
Quarter 3	1,110	1,110	1,110	57,067	194.51	13,537.6
Quarter 4	973	973	973	56,545	172.08	13,366.9
<i>65-74 years, 2003</i>						
Quarter 1	1,059	1,059	1,059	55,782	189.85	12,907.9
Quarter 2	1,240	1,240	1,240	54,238	228.62	12,476.3
Quarter 3	1,091	1,091	1,091	53,570	203.66	12,620.4
Quarter 4	891	891	891	53,154	167.63	12,570.8
<i>65-74 years, 2004</i>						
Quarter 1	1,182	1,182	1,182	53,231	222.05	12,384.6
Quarter 2	1,140	1,140	1,140	52,754	216.10	12,291.2
Quarter 3	1,100	1,100	1,100	52,250	210.53	12,209.4
Quarter 4	826	826	826	50,987	162.00	12,016.4
<i>65-74 years, 2005</i>						
Quarter 1	878	878	878	50,107	175.23	11,483.7
Quarter 2	930	930	930	48,304	192.53	11,336.2
Quarter 3	614	614	614	47,185	130.13	10,256.1
Quarter 4	512	512	512	38,090	134.42	9,029.2
<i>65-74 years, 2006</i>						
Quarter 1	22,999	22,999	22,999	471,073	488.23	104,047.7
Quarter 2	7,255	7,255	7,255	483,690	149.99	108,820.1
Quarter 3	4,373	4,373	4,373	471,101	92.83	112,963.2
Quarter 4	3,543	3,543	3,543	479,129	73.95	115,224.2
<i>65-74 years, 2007</i>						
Quarter 1	35,315	35,315	35,315	1,054,908	334.77	239,917.7
Quarter 2	13,002	13,002	13,002	1,034,463	125.69	246,133.1
Quarter 3	9,063	9,063	9,063	1,037,047	87.39	249,789.2
Quarter 4	7,271	7,271	7,271	1,038,732	70.00	251,124.1
<i>65-74 years, 2008</i>						
Quarter 1	37,973	37,973	37,973	1,727,677	219.79	401,496.1
Quarter 2	19,230	19,230	19,230	1,733,539	110.93	409,997.9
Quarter 3	14,228	14,228	14,228	1,746,682	81.46	419,130.4
Quarter 4	11,759	11,759	11,759	1,754,092	67.04	423,599.4

**Table 4. Summary of Loop Diuretic Users in the Sentinel Distributed Database (SDD) between January 1, 2000 and March 31, 2021, Cross-Stratified by Year-Quarter and Age (Years)**

	<b>New Users</b>	<b>New Episodes</b>	<b>Adjusted Dispensings</b>	<b>Eligible Members<sup>1</sup></b>	<b>New Users per 10,000 Eligible Members<sup>1</sup></b>	<b>Eligible Member-Years<sup>1</sup></b>
<i>65-74 years, 2009</i>						
Quarter 1	18,747	18,747	18,747	1,766,582	106.12	410,915.3
Quarter 2	15,298	15,298	15,298	1,737,838	88.03	414,986.9
Quarter 3	12,298	12,298	12,298	1,734,032	70.92	418,349.4
Quarter 4	10,321	10,321	10,321	1,720,527	59.99	416,981.5
<i>65-74 years, 2010</i>						
Quarter 1	539,839	539,839	539,839	8,328,958	648.15	1,893,493.1
Quarter 2	143,528	143,528	143,528	7,781,375	184.45	1,858,596.3
Quarter 3	97,393	97,393	97,393	7,734,086	125.93	1,870,631.2
Quarter 4	73,134	73,134	73,134	7,654,426	95.54	1,862,881.2
<i>65-74 years, 2011</i>						
Quarter 1	107,832	107,832	107,832	8,008,049	134.65	1,895,224.8
Quarter 2	91,147	91,147	91,147	7,952,281	114.62	1,908,235.4
Quarter 3	78,882	78,882	78,882	8,018,713	98.37	1,937,865.8
Quarter 4	66,557	66,557	66,557	8,073,713	82.44	1,955,164.0
<i>65-74 years, 2012</i>						
Quarter 1	103,720	103,720	103,720	8,555,402	121.23	2,040,891.3
Quarter 2	85,297	85,297	85,297	8,575,063	99.47	2,053,445.3
Quarter 3	76,048	76,048	76,048	8,674,040	87.67	2,097,976.1
Quarter 4	65,878	65,878	65,878	8,684,248	75.86	2,110,945.0
<i>65-74 years, 2013</i>						
Quarter 1	144,558	144,558	144,558	10,053,628	143.79	2,373,700.0
Quarter 2	103,159	103,159	103,159	10,050,243	102.64	2,408,037.3
Quarter 3	87,407	87,407	87,407	10,126,025	86.32	2,451,735.2
Quarter 4	73,156	73,156	73,156	10,132,968	72.20	2,465,020.2
<i>65-74 years, 2014</i>						
Quarter 1	110,788	110,788	110,788	10,643,143	104.09	2,520,464.2
Quarter 2	100,872	100,872	100,872	10,697,365	94.30	2,559,741.9
Quarter 3	88,149	88,149	88,149	10,779,887	81.77	2,606,833.2
Quarter 4	75,780	75,780	75,780	10,807,640	70.12	2,626,120.2
<i>65-74 years, 2015</i>						
Quarter 1	108,734	108,734	108,734	11,227,410	96.85	2,658,479.2
Quarter 2	98,738	98,738	98,738	11,238,768	87.85	2,695,234.9
Quarter 3	89,830	89,830	89,830	11,362,371	79.06	2,750,464.3
Quarter 4	77,321	77,321	77,321	11,404,253	67.80	2,772,672.5
<i>65-74 years, 2016</i>						
Quarter 1	108,601	108,601	108,601	11,782,323	92.17	2,823,089.4
Quarter 2	97,923	97,923	97,923	11,817,225	82.86	2,835,415.1
Quarter 3	90,658	90,658	90,658	11,955,059	75.83	2,895,037.0
Quarter 4	77,840	77,840	77,840	11,992,561	64.91	2,916,336.2

**Table 4. Summary of Loop Diuretic Users in the Sentinel Distributed Database (SDD) between January 1, 2000 and March 31, 2021, Cross-Stratified by Year-Quarter and Age (Years)**

	New Users	New Episodes	Adjusted Dispensings	Eligible Members <sup>1</sup>	New Users per 10,000 Eligible Members <sup>1</sup>	Eligible Member-Years <sup>1</sup>
<i>65-74 years, 2017</i>						
Quarter 1	104,629	104,629	104,629	12,213,974	85.66	2,895,257.2
Quarter 2	97,067	97,067	97,067	12,227,036	79.39	2,934,583.6
Quarter 3	90,606	90,606	90,606	12,379,682	73.19	2,995,403.9
Quarter 4	77,909	77,909	77,909	12,390,430	62.88	3,007,054.8
<i>65-74 years, 2018</i>						
Quarter 1	102,011	102,011	102,011	12,558,600	81.23	2,974,750.2
Quarter 2	99,115	99,115	99,115	12,555,832	78.94	3,010,713.1
Quarter 3	89,365	89,365	89,365	12,686,878	70.44	3,069,378.9
Quarter 4	78,330	78,330	78,330	12,712,484	61.62	3,090,431.4
<i>65-74 years, 2019</i>						
Quarter 1	113,185	113,185	113,185	13,127,801	86.22	3,107,878.4
Quarter 2	104,216	104,216	104,216	13,157,523	79.21	3,154,969.9
Quarter 3	96,015	96,015	96,015	13,311,746	72.13	3,220,044.4
Quarter 4	82,517	82,517	82,517	13,333,564	61.89	3,248,360.6
<i>65-74 years, 2020</i>						
Quarter 1	123,807	123,807	123,807	13,819,820	89.59	3,305,056.3
Quarter 2	92,956	92,956	92,956	13,796,370	67.38	3,320,606.3
Quarter 3	95,597	95,597	95,597	13,975,402	68.40	3,384,553.7
Quarter 4	80,416	80,416	80,416	13,961,627	57.60	3,406,214.9
<i>65-74 years, 2021</i>						
Quarter 1	92,247	92,247	92,247	12,642,829	72.96	2,841,793.4
<i>75-84 years, 2000</i>						
Quarter 1	10,259	10,259	10,259	40,439	2,536.91	7,707.4
Quarter 2	1,607	1,607	1,607	30,513	526.66	6,935.6
Quarter 3	1,176	1,176	1,176	29,578	397.59	6,857.4
Quarter 4	970	970	970	28,935	335.23	6,747.5
<i>75-84 years, 2001</i>						
Quarter 1	1,031	1,031	1,031	28,870	357.12	6,507.5
Quarter 2	1,082	1,082	1,082	28,556	378.90	6,532.1
Quarter 3	1,012	1,012	1,012	28,353	356.93	6,567.6
Quarter 4	862	862	862	28,070	307.09	6,558.1
<i>75-84 years, 2002</i>						
Quarter 1	946	946	946	28,076	336.94	6,319.0
Quarter 2	1,000	1,000	1,000	27,914	358.24	6,374.1
Quarter 3	912	912	912	27,836	327.63	6,447.8
Quarter 4	815	815	815	27,583	295.47	6,430.8

**Table 4. Summary of Loop Diuretic Users in the Sentinel Distributed Database (SDD) between January 1, 2000 and March 31, 2021, Cross-Stratified by Year-Quarter and Age (Years)**

	New Users	New Episodes	Adjusted Dispensings	Eligible Members <sup>1</sup>	New Users per 10,000 Eligible Members <sup>1</sup>	Eligible Member-Years <sup>1</sup>
<i>75-84 years, 2003</i>						
Quarter 1	846	846	846	27,434	308.38	6,209.8
Quarter 2	980	980	980	27,044	362.37	6,152.0
Quarter 3	886	886	886	26,837	330.14	6,185.9
Quarter 4	727	727	727	26,535	273.98	6,164.2
<i>75-84 years, 2004</i>						
Quarter 1	991	991	991	26,627	372.18	6,022.6
Quarter 2	879	879	879	25,886	339.57	5,920.3
Quarter 3	897	897	897	25,760	348.21	5,932.1
Quarter 4	730	730	730	25,481	286.49	5,905.0
<i>75-84 years, 2005</i>						
Quarter 1	744	744	744	25,269	294.43	5,703.7
Quarter 2	799	799	799	24,630	324.40	5,694.2
Quarter 3	597	597	597	24,066	248.07	5,486.5
Quarter 4	552	552	552	22,142	249.30	5,249.3
<i>75-84 years, 2006</i>						
Quarter 1	23,250	23,250	23,250	244,556	950.70	52,412.3
Quarter 2	7,188	7,188	7,188	242,131	296.86	54,075.5
Quarter 3	4,225	4,225	4,225	231,534	182.48	55,839.6
Quarter 4	3,257	3,257	3,257	232,224	140.25	56,031.1
<i>75-84 years, 2007</i>						
Quarter 1	32,351	32,351	32,351	544,285	594.38	122,237.4
Quarter 2	10,896	10,896	10,896	516,692	210.88	123,169.7
Quarter 3	7,321	7,321	7,321	512,692	142.80	123,797.7
Quarter 4	6,059	6,059	6,059	509,974	118.81	123,660.8
<i>75-84 years, 2008</i>						
Quarter 1	35,839	35,839	35,839	843,397	424.94	195,852.0
Quarter 2	16,034	16,034	16,034	825,770	194.17	196,160.8
Quarter 3	11,020	11,020	11,020	817,095	134.87	197,725.6
Quarter 4	9,646	9,646	9,646	814,240	118.47	197,435.1
<i>75-84 years, 2009</i>						
Quarter 1	14,607	14,607	14,607	819,695	178.20	191,485.3
Quarter 2	11,715	11,715	11,715	803,858	145.73	192,488.8
Quarter 3	9,269	9,269	9,269	802,186	115.55	194,293.1
Quarter 4	8,357	8,357	8,357	800,166	104.44	194,185.9
<i>75-84 years, 2010</i>						
Quarter 1	607,914	607,914	607,914	5,265,942	1,154.43	1,153,127.9
Quarter 2	140,174	140,174	140,174	4,649,782	301.46	1,101,505.7
Quarter 3	89,306	89,306	89,306	4,552,838	196.15	1,096,804.3
Quarter 4	69,207	69,207	69,207	4,484,248	154.33	1,085,513.7

**Table 4. Summary of Loop Diuretic Users in the Sentinel Distributed Database (SDD) between January 1, 2000 and March 31, 2021, Cross-Stratified by Year-Quarter and Age (Years)**

	<b>New Users</b>	<b>New Episodes</b>	<b>Adjusted Dispensings</b>	<b>Eligible Members<sup>1</sup></b>	<b>New Users per 10,000 Eligible Members<sup>1</sup></b>	<b>Eligible Member-Years<sup>1</sup></b>
<i>75-84 years, 2011</i>						
Quarter 1	99,949	99,949	99,949	4,645,235	215.16	1,092,520.5
Quarter 2	81,433	81,433	81,433	4,562,074	178.50	1,090,903.6
Quarter 3	67,643	67,643	67,643	4,528,635	149.37	1,094,842.7
Quarter 4	57,384	57,384	57,384	4,495,421	127.65	1,089,613.6
<i>75-84 years, 2012</i>						
Quarter 1	94,084	94,084	94,084	4,718,971	199.37	1,123,292.2
Quarter 2	72,159	72,159	72,159	4,656,815	154.95	1,113,928.8
Quarter 3	61,958	61,958	61,958	4,654,127	133.12	1,124,906.8
Quarter 4	54,227	54,227	54,227	4,631,973	117.07	1,122,380.6
<i>75-84 years, 2013</i>						
Quarter 1	139,646	139,646	139,646	5,393,771	258.90	1,264,721.8
Quarter 2	89,793	89,793	89,793	5,319,669	168.79	1,269,412.6
Quarter 3	69,655	69,655	69,655	5,296,947	131.50	1,280,621.9
Quarter 4	60,302	60,302	60,302	5,280,437	114.20	1,280,464.5
<i>75-84 years, 2014</i>						
Quarter 1	91,785	91,785	91,785	5,459,855	168.11	1,288,783.1
Quarter 2	81,474	81,474	81,474	5,432,453	149.98	1,297,571.6
Quarter 3	66,435	66,435	66,435	5,417,128	122.64	1,308,819.6
Quarter 4	59,005	59,005	59,005	5,404,302	109.18	1,310,467.4
<i>75-84 years, 2015</i>						
Quarter 1	85,053	85,053	85,053	5,523,898	153.97	1,302,684.6
Quarter 2	76,106	76,106	76,106	5,492,458	138.56	1,311,990.5
Quarter 3	65,529	65,529	65,529	5,504,181	119.05	1,330,350.5
Quarter 4	58,179	58,179	58,179	5,507,792	105.63	1,335,389.4
<i>75-84 years, 2016</i>						
Quarter 1	83,040	83,040	83,040	5,633,206	147.41	1,345,652.2
Quarter 2	72,624	72,624	72,624	5,618,537	129.26	1,345,517.2
Quarter 3	64,147	64,147	64,147	5,660,382	113.33	1,369,823.9
Quarter 4	57,069	57,069	57,069	5,684,516	100.39	1,377,963.3
<i>75-84 years, 2017</i>						
Quarter 1	77,498	77,498	77,498	5,727,991	135.30	1,353,668.6
Quarter 2	70,420	70,420	70,420	5,723,639	123.03	1,371,470.1
Quarter 3	62,559	62,559	62,559	5,782,196	108.19	1,397,983.9
Quarter 4	56,602	56,602	56,602	5,846,332	96.82	1,414,035.2
<i>75-84 years, 2018</i>						
Quarter 1	73,994	73,994	73,994	5,910,625	125.19	1,396,140.3
Quarter 2	72,376	72,376	72,376	5,927,087	122.11	1,419,768.1
Quarter 3	61,988	61,988	61,988	5,983,147	103.60	1,448,525.6
Quarter 4	57,842	57,842	57,842	6,024,071	96.02	1,462,801.6

**Table 4. Summary of Loop Diuretic Users in the Sentinel Distributed Database (SDD) between January 1, 2000 and March 31, 2021, Cross-Stratified by Year-Quarter and Age (Years)**

	<b>New Users</b>	<b>New Episodes</b>	<b>Adjusted Dispensings</b>	<b>Eligible Members<sup>1</sup></b>	<b>New Users per 10,000 Eligible Members<sup>1</sup></b>	<b>Eligible Member-Years<sup>1</sup></b>
<i>75-84 years, 2019</i>						
Quarter 1	85,086	85,086	85,086	6,203,619	137.16	1,466,405.4
Quarter 2	76,463	76,463	76,463	6,199,114	123.35	1,485,985.8
Quarter 3	66,715	66,715	66,715	6,242,084	106.88	1,511,964.7
Quarter 4	59,606	59,606	59,606	6,266,385	95.12	1,523,470.8
<i>75-84 years, 2020</i>						
Quarter 1	92,852	92,852	92,852	6,479,322	143.31	1,545,413.0
Quarter 2	65,246	65,246	65,246	6,447,051	101.20	1,549,294.1
Quarter 3	64,373	64,373	64,373	6,493,411	99.14	1,573,526.1
Quarter 4	56,279	56,279	56,279	6,494,342	86.66	1,580,827.9
<i>75-84 years, 2021</i>						
Quarter 1	66,086	66,086	66,086	5,955,730	110.96	1,331,333.4
<i>≥ 85 years, 2000</i>						
Quarter 1	7,382	7,382	7,382	23,272	3,172.05	4,164.0
Quarter 2	953	953	953	15,904	599.22	3,574.5
Quarter 3	732	732	732	15,362	476.50	3,521.6
Quarter 4	632	632	632	15,016	420.88	3,440.6
<i>≥ 85 years, 2001</i>						
Quarter 1	630	630	630	14,779	426.28	3,270.9
Quarter 2	725	725	725	14,483	500.59	3,263.1
Quarter 3	664	664	664	14,201	467.57	3,239.7
Quarter 4	572	572	572	13,982	409.10	3,203.2
<i>≥ 85 years, 2002</i>						
Quarter 1	618	618	618	13,837	446.63	3,065.7
Quarter 2	677	677	677	13,535	500.18	3,041.3
Quarter 3	605	605	605	13,405	451.32	3,055.8
Quarter 4	565	565	565	13,193	428.26	3,008.4
<i>≥ 85 years, 2003</i>						
Quarter 1	521	521	521	12,948	402.38	2,864.5
Quarter 2	672	672	672	12,680	529.97	2,842.2
Quarter 3	574	574	574	12,604	455.41	2,867.5
Quarter 4	479	479	479	12,445	384.89	2,831.2
<i>≥ 85 years, 2004</i>						
Quarter 1	662	662	662	12,348	536.12	2,707.0
Quarter 2	626	626	626	11,737	533.36	2,624.6
Quarter 3	607	607	607	11,578	524.27	2,614.5
Quarter 4	561	561	561	11,405	491.89	2,576.5

**Table 4. Summary of Loop Diuretic Users in the Sentinel Distributed Database (SDD) between January 1, 2000 and March 31, 2021, Cross-Stratified by Year-Quarter and Age (Years)**

	New Users	New Episodes	Adjusted Dispensings	Eligible Members <sup>1</sup>	New Users per 10,000 Eligible Members <sup>1</sup>	Eligible Member-Years <sup>1</sup>
<i>≥ 85 years, 2005</i>						
Quarter 1	469	469	469	11,212	418.30	2,472.5
Quarter 2	498	498	498	10,871	458.10	2,459.9
Quarter 3	441	441	441	10,827	407.32	2,465.7
Quarter 4	434	434	434	10,642	407.82	2,458.4
<i>≥ 85 years, 2006</i>						
Quarter 1	14,102	14,102	14,102	84,290	1,673.03	16,937.1
Quarter 2	4,330	4,330	4,330	77,438	559.16	16,827.9
Quarter 3	2,362	2,362	2,362	72,412	326.19	17,209.5
Quarter 4	2,052	2,052	2,052	72,583	282.71	17,223.8
<i>≥ 85 years, 2007</i>						
Quarter 1	15,974	15,974	15,974	162,518	982.91	35,324.4
Quarter 2	4,923	4,923	4,923	151,467	325.02	35,658.9
Quarter 3	3,465	3,465	3,465	149,751	231.38	35,754.9
Quarter 4	2,994	2,994	2,994	149,214	200.65	35,811.0
<i>≥ 85 years, 2008</i>						
Quarter 1	18,998	18,998	18,998	260,452	729.42	58,906.7
Quarter 2	7,619	7,619	7,619	248,667	306.39	58,384.0
Quarter 3	5,227	5,227	5,227	246,927	211.68	59,099.0
Quarter 4	4,942	4,942	4,942	247,529	199.65	59,444.3
<i>≥ 85 years, 2009</i>						
Quarter 1	7,616	7,616	7,616	252,338	301.82	58,276.9
Quarter 2	5,664	5,664	5,664	248,276	228.13	58,791.4
Quarter 3	4,655	4,655	4,655	249,306	186.72	59,903.8
Quarter 4	4,498	4,498	4,498	250,681	179.43	60,378.5
<i>≥ 85 years, 2010</i>						
Quarter 1	496,066	496,066	496,066	2,448,428	2,026.06	497,085.3
Quarter 2	90,973	90,973	90,973	1,956,601	464.95	457,612.5
Quarter 3	59,154	59,154	59,154	1,897,047	311.82	453,094.1
Quarter 4	48,592	48,592	48,592	1,864,563	260.61	447,267.9
<i>≥ 85 years, 2011</i>						
Quarter 1	70,017	70,017	70,017	1,928,520	363.06	447,913.2
Quarter 2	55,213	55,213	55,213	1,874,927	294.48	444,116.7
Quarter 3	44,851	44,851	44,851	1,856,782	241.55	445,488.3
Quarter 4	41,047	41,047	41,047	1,843,573	222.65	443,587.2
<i>≥ 85 years, 2012</i>						
Quarter 1	67,743	67,743	67,743	1,943,854	348.50	456,939.7
Quarter 2	49,598	49,598	49,598	1,903,301	260.59	451,293.6
Quarter 3	43,085	43,085	43,085	1,896,462	227.19	455,366.5
Quarter 4	40,190	40,190	40,190	1,886,338	213.06	453,877.6

**Table 4. Summary of Loop Diuretic Users in the Sentinel Distributed Database (SDD) between January 1, 2000 and March 31, 2021, Cross-Stratified by Year-Quarter and Age (Years)**

	<b>New Users</b>	<b>New Episodes</b>	<b>Adjusted Dispensings</b>	<b>Eligible Members<sup>1</sup></b>	<b>New Users per 10,000 Eligible Members<sup>1</sup></b>	<b>Eligible Member-Years<sup>1</sup></b>
<i>≥ 85 years, 2013</i>						
Quarter 1	102,285	102,285	102,285	2,212,322	462.34	510,035.8
Quarter 2	60,945	60,945	60,945	2,141,553	284.58	506,870.8
Quarter 3	47,435	47,435	47,435	2,122,117	223.53	510,085.2
Quarter 4	42,802	42,802	42,802	2,113,444	202.52	509,255.7
<i>≥ 85 years, 2014</i>						
Quarter 1	65,081	65,081	65,081	2,180,001	298.54	509,716.8
Quarter 2	54,656	54,656	54,656	2,147,847	254.47	509,504.4
Quarter 3	45,065	45,065	45,065	2,132,414	211.33	512,488.4
Quarter 4	42,324	42,324	42,324	2,123,207	199.34	511,118.2
<i>≥ 85 years, 2015</i>						
Quarter 1	59,603	59,603	59,603	2,156,449	276.39	503,146.6
Quarter 2	50,500	50,500	50,500	2,119,141	238.30	502,388.7
Quarter 3	43,360	43,360	43,360	2,110,790	205.42	507,192.0
Quarter 4	40,391	40,391	40,391	2,104,912	191.89	507,387.3
<i>≥ 85 years, 2016</i>						
Quarter 1	58,242	58,242	58,242	2,152,758	270.55	509,699.0
Quarter 2	47,737	47,737	47,737	2,120,417	225.13	504,632.5
Quarter 3	41,325	41,325	41,325	2,114,996	195.39	509,625.5
Quarter 4	39,356	39,356	39,356	2,114,103	186.16	509,404.3
<i>≥ 85 years, 2017</i>						
Quarter 1	53,043	53,043	53,043	2,109,853	251.41	494,225.0
Quarter 2	45,437	45,437	45,437	2,076,269	218.84	494,391.9
Quarter 3	39,798	39,798	39,798	2,071,731	192.10	499,223.4
Quarter 4	37,096	37,096	37,096	2,067,910	179.39	498,995.7
<i>≥ 85 years, 2018</i>						
Quarter 1	48,413	48,413	48,413	2,064,026	234.56	483,872.3
Quarter 2	44,491	44,491	44,491	2,032,118	218.94	483,941.4
Quarter 3	37,500	37,500	37,500	2,023,388	185.33	488,003.4
Quarter 4	36,157	36,157	36,157	2,018,351	179.14	487,119.8
<i>≥ 85 years, 2019</i>						
Quarter 1	51,598	51,598	51,598	2,058,364	250.67	482,302.3
Quarter 2	44,962	44,962	44,962	2,031,963	221.27	483,067.5
Quarter 3	38,002	38,002	38,002	2,028,321	187.36	487,813.7
Quarter 4	35,693	35,693	35,693	2,028,957	175.92	489,417.9
<i>≥ 85 years, 2020</i>						
Quarter 1	53,732	53,732	53,732	2,091,743	256.88	493,657.7
Quarter 2	35,465	35,465	35,465	2,060,275	172.14	490,114.4
Quarter 3	34,061	34,061	34,061	2,056,173	165.65	494,413.3
Quarter 4	31,501	31,501	31,501	2,046,755	153.91	493,746.9



**Table 4. Summary of Loop Diuretic Users in the Sentinel Distributed Database (SDD) between January 1, 2000 and March 31, 2021, Cross-Stratified by Year-Quarter and Age (Years)**

	New Users	New Episodes	Adjusted Dispensings	Eligible Members <sup>1</sup>	New Users per 10,000 Eligible Members <sup>1</sup>	Eligible Member-Years <sup>1</sup>
<i>≥ 85 years, 2021</i>						
Quarter 1	38,185	38,185	38,185	1,881,648	202.93	419,399.9
<i>Torsemide</i>						
<i>18-44 years, 2000</i>						
Quarter 1	54	54	54	456,849	1.18	108,458.6
Quarter 2	25	25	25	454,841	0.55	108,604.1
Quarter 3	46	46	46	463,034	0.99	111,789.3
Quarter 4	36	36	36	471,074	0.76	114,517.9
<i>18-44 years, 2001</i>						
Quarter 1	50	50	50	480,050	1.04	113,712.1
Quarter 2	65	65	65	495,151	1.31	117,106.6
Quarter 3	73	73	73	507,863	1.44	122,894.3
Quarter 4	57	57	57	514,255	1.11	124,480.8
<i>18-44 years, 2002</i>						
Quarter 1	77	77	77	489,750	1.57	115,759.6
Quarter 2	98	98	98	494,634	1.98	115,956.1
Quarter 3	85	85	85	480,697	1.77	116,075.7
Quarter 4	51	51	51	479,490	1.06	108,240.2
<i>18-44 years, 2003</i>						
Quarter 1	55	55	55	433,188	1.27	100,859.2
Quarter 2	84	84	84	429,915	1.95	100,613.5
Quarter 3	101	101	101	435,910	2.32	102,912.7
Quarter 4	47	47	47	437,700	1.07	103,852.6
<i>18-44 years, 2004</i>						
Quarter 1	75	75	75	444,982	1.69	104,043.0
Quarter 2	103	103	103	447,839	2.30	104,892.4
Quarter 3	98	98	98	450,677	2.17	105,813.9
Quarter 4	65	65	65	449,553	1.45	105,919.6
<i>18-44 years, 2005</i>						
Quarter 1	57	57	57	440,906	1.29	102,007.3
Quarter 2	60	60	60	436,406	1.37	103,362.9
Quarter 3	46	46	46	439,895	1.05	100,236.2
Quarter 4	33	33	33	405,691	0.81	96,129.1
<i>18-44 years, 2006</i>						
Quarter 1	560	560	560	5,211,769	1.07	1,196,034.9
Quarter 2	270	270	270	5,229,653	0.52	1,212,008.4
Quarter 3	218	218	218	5,305,304	0.41	1,230,574.1
Quarter 4	143	143	143	5,419,142	0.26	1,277,389.5

**Table 4. Summary of Loop Diuretic Users in the Sentinel Distributed Database (SDD) between January 1, 2000 and March 31, 2021, Cross-Stratified by Year-Quarter and Age (Years)**

	New Users	New Episodes	Adjusted Dispensings	Eligible Members <sup>1</sup>	New Users per 10,000 Eligible Members <sup>1</sup>	Eligible Member-Years <sup>1</sup>
<i>18-44 years, 2007</i>						
Quarter 1	256	256	256	6,214,973	0.41	1,422,604.3
Quarter 2	244	244	244	6,236,933	0.39	1,443,949.0
Quarter 3	197	197	197	6,290,765	0.31	1,458,198.3
Quarter 4	156	156	156	6,200,801	0.25	1,459,468.5
<i>18-44 years, 2008</i>						
Quarter 1	1,005	1,005	1,005	15,776,231	0.64	3,647,270.5
Quarter 2	563	563	563	15,737,319	0.36	3,644,063.5
Quarter 3	436	436	436	15,991,476	0.27	3,691,727.8
Quarter 4	336	336	336	15,540,768	0.22	3,674,272.6
<i>18-44 years, 2009</i>						
Quarter 1	394	394	394	15,417,422	0.26	3,543,492.6
Quarter 2	383	383	383	15,082,969	0.25	3,526,386.9
Quarter 3	367	367	367	15,136,469	0.24	3,516,609.3
Quarter 4	276	276	276	14,580,152	0.19	3,467,758.9
<i>18-44 years, 2010</i>						
Quarter 1	2,089	2,089	2,089	15,363,688	1.36	3,556,790.1
Quarter 2	919	919	919	15,256,496	0.60	3,569,811.6
Quarter 3	790	790	790	15,546,299	0.51	3,611,798.9
Quarter 4	552	552	552	15,097,382	0.37	3,596,003.2
<i>18-44 years, 2011</i>						
Quarter 1	614	614	614	14,832,853	0.41	3,436,953.8
Quarter 2	695	695	695	14,850,479	0.47	3,478,348.7
Quarter 3	622	622	622	15,113,571	0.41	3,516,519.2
Quarter 4	547	547	547	14,840,495	0.37	3,543,676.3
<i>18-44 years, 2012</i>						
Quarter 1	660	660	660	14,499,824	0.46	3,400,231.5
Quarter 2	626	626	626	14,470,909	0.43	3,393,105.4
Quarter 3	566	566	566	14,713,876	0.38	3,431,726.6
Quarter 4	481	481	481	14,409,040	0.33	3,437,582.1
<i>18-44 years, 2013</i>						
Quarter 1	679	679	679	16,024,351	0.42	3,734,805.2
Quarter 2	658	658	658	15,997,882	0.41	3,761,536.1
Quarter 3	656	656	656	16,323,128	0.40	3,831,402.6
Quarter 4	560	560	560	16,099,656	0.35	3,827,253.2
<i>18-44 years, 2014</i>						
Quarter 1	678	678	678	16,706,709	0.41	3,885,881.4
Quarter 2	820	820	820	16,902,023	0.49	3,957,927.0
Quarter 3	674	674	674	17,048,675	0.40	3,989,352.4
Quarter 4	569	569	569	16,760,591	0.34	3,978,130.7

**Table 4. Summary of Loop Diuretic Users in the Sentinel Distributed Database (SDD) between January 1, 2000 and March 31, 2021, Cross-Stratified by Year-Quarter and Age (Years)**

	New Users	New Episodes	Adjusted Dispensings	Eligible Members <sup>1</sup>	New Users per 10,000 Eligible Members <sup>1</sup>	Eligible Member-Years <sup>1</sup>
<i>18-44 years, 2015</i>						
Quarter 1	748	748	748	17,258,310	0.43	3,986,510.5
Quarter 2	728	728	728	17,291,229	0.42	4,051,890.3
Quarter 3	684	684	684	17,404,563	0.39	4,080,050.9
Quarter 4	646	646	646	17,221,631	0.38	4,081,110.6
<i>18-44 years, 2016</i>						
Quarter 1	823	823	823	17,828,841	0.46	4,174,902.4
Quarter 2	818	818	818	17,838,308	0.46	4,180,957.9
Quarter 3	749	749	749	18,025,751	0.42	4,222,038.4
Quarter 4	660	660	660	17,863,501	0.37	4,236,714.4
<i>18-44 years, 2017</i>						
Quarter 1	853	853	853	17,799,528	0.48	4,145,141.5
Quarter 2	816	816	816	17,762,885	0.46	4,168,667.9
Quarter 3	747	747	747	17,834,642	0.42	4,179,040.9
Quarter 4	635	635	635	17,489,149	0.36	4,155,599.5
<i>18-44 years, 2018</i>						
Quarter 1	832	832	832	17,172,674	0.48	4,001,937.6
Quarter 2	816	816	816	17,157,408	0.48	4,023,135.7
Quarter 3	777	777	777	17,334,423	0.45	4,056,631.3
Quarter 4	751	751	751	17,083,654	0.44	4,061,660.3
<i>18-44 years, 2019</i>						
Quarter 1	902	902	902	16,689,963	0.54	3,895,686.4
Quarter 2	909	909	909	16,678,435	0.55	3,916,387.1
Quarter 3	880	880	880	16,809,490	0.52	3,933,701.5
Quarter 4	840	840	840	16,463,134	0.51	3,921,706.8
<i>18-44 years, 2020</i>						
Quarter 1	1,010	1,010	1,010	15,934,088	0.63	3,753,920.3
Quarter 2	866	866	866	15,642,575	0.55	3,705,440.3
Quarter 3	946	946	946	15,608,052	0.61	3,674,293.1
Quarter 4	868	868	868	15,185,918	0.57	3,630,658.4
<i>18-44 years, 2021</i>						
Quarter 1	772	772	772	7,020,816	1.10	1,617,438.5
<i>45-64 years, 2000</i>						
Quarter 1	236	236	236	228,449	10.33	54,734.4
Quarter 2	117	117	117	228,538	5.12	55,020.5
Quarter 3	199	199	199	231,575	8.59	56,366.8
Quarter 4	181	181	181	234,638	7.71	57,358.2

**Table 4. Summary of Loop Diuretic Users in the Sentinel Distributed Database (SDD) between January 1, 2000 and March 31, 2021, Cross-Stratified by Year-Quarter and Age (Years)**

	New Users	New Episodes	Adjusted Dispensings	Eligible Members <sup>1</sup>	New Users per 10,000 Eligible Members <sup>1</sup>	Eligible Member-Years <sup>1</sup>
<i>45-64 years, 2001</i>						
Quarter 1	217	217	217	239,355	9.07	56,958.5
Quarter 2	265	265	265	245,489	10.79	58,669.5
Quarter 3	213	213	213	251,078	8.48	61,039.6
Quarter 4	220	220	220	255,085	8.62	62,156.5
<i>45-64 years, 2002</i>						
Quarter 1	237	237	237	254,821	9.30	60,602.3
Quarter 2	348	348	348	259,680	13.40	61,954.2
Quarter 3	264	264	264	256,501	10.29	62,772.3
Quarter 4	197	197	197	255,530	7.71	60,683.1
<i>45-64 years, 2003</i>						
Quarter 1	235	235	235	241,617	9.73	57,604.4
Quarter 2	250	250	250	240,153	10.41	57,606.4
Quarter 3	277	277	277	241,362	11.48	58,607.4
Quarter 4	235	235	235	243,086	9.67	58,981.5
<i>45-64 years, 2004</i>						
Quarter 1	200	200	200	246,860	8.10	59,034.6
Quarter 2	249	249	249	247,327	10.07	59,429.1
Quarter 3	245	245	245	249,210	9.83	60,204.8
Quarter 4	199	199	199	248,574	8.01	60,331.6
<i>45-64 years, 2005</i>						
Quarter 1	173	173	173	247,466	6.99	58,706.3
Quarter 2	199	199	199	243,915	8.16	59,044.2
Quarter 3	105	105	105	242,475	4.33	52,582.4
Quarter 4	82	82	82	186,786	4.39	44,368.8
<i>45-64 years, 2006</i>						
Quarter 1	3,398	3,398	3,398	3,459,962	9.82	814,165.2
Quarter 2	1,010	1,010	1,010	3,487,423	2.90	830,136.7
Quarter 3	685	685	685	3,516,086	1.95	846,844.1
Quarter 4	544	544	544	3,666,996	1.48	887,002.4
<i>45-64 years, 2007</i>						
Quarter 1	1,780	1,780	1,780	4,365,912	4.08	1,023,687.2
Quarter 2	960	960	960	4,415,923	2.17	1,048,182.7
Quarter 3	809	809	809	4,433,136	1.82	1,064,058.5
Quarter 4	628	628	628	4,446,933	1.41	1,072,639.2
<i>45-64 years, 2008</i>						
Quarter 1	5,686	5,686	5,686	10,550,655	5.39	2,493,902.1
Quarter 2	2,316	2,316	2,316	10,590,594	2.19	2,508,908.0
Quarter 3	1,751	1,751	1,751	10,660,919	1.64	2,553,364.0
Quarter 4	1,305	1,305	1,305	10,635,953	1.23	2,563,669.3

**Table 4. Summary of Loop Diuretic Users in the Sentinel Distributed Database (SDD) between January 1, 2000 and March 31, 2021, Cross-Stratified by Year-Quarter and Age (Years)**

	New Users	New Episodes	Adjusted Dispensings	Eligible Members <sup>1</sup>	New Users per 10,000 Eligible Members <sup>1</sup>	Eligible Member-Years <sup>1</sup>
<i>45-64 years, 2009</i>						
Quarter 1	1,847	1,847	1,847	10,675,239	1.73	2,498,106.0
Quarter 2	1,681	1,681	1,681	10,570,050	1.59	2,515,564.4
Quarter 3	1,460	1,460	1,460	10,530,454	1.39	2,529,546.8
Quarter 4	1,135	1,135	1,135	10,439,059	1.09	2,525,765.9
<i>45-64 years, 2010</i>						
Quarter 1	15,253	15,253	15,253	13,157,287	11.59	3,081,813.9
Quarter 2	4,991	4,991	4,991	13,111,492	3.81	3,113,214.1
Quarter 3	3,873	3,873	3,873	13,177,589	2.94	3,157,824.0
Quarter 4	3,018	3,018	3,018	13,113,153	2.30	3,165,499.8
<i>45-64 years, 2011</i>						
Quarter 1	3,858	3,858	3,858	12,934,462	2.98	3,035,308.9
Quarter 2	3,523	3,523	3,523	12,977,450	2.71	3,079,526.6
Quarter 3	3,357	3,357	3,357	13,049,762	2.57	3,121,463.1
Quarter 4	2,845	2,845	2,845	13,024,966	2.18	3,130,910.0
<i>45-64 years, 2012</i>						
Quarter 1	3,729	3,729	3,729	12,832,609	2.91	3,031,627.5
Quarter 2	3,291	3,291	3,291	12,804,090	2.57	3,030,255.4
Quarter 3	3,222	3,222	3,222	12,836,020	2.51	3,069,100.0
Quarter 4	2,932	2,932	2,932	12,774,805	2.30	3,073,414.9
<i>45-64 years, 2013</i>						
Quarter 1	4,867	4,867	4,867	14,251,329	3.42	3,348,311.3
Quarter 2	4,023	4,023	4,023	14,236,873	2.83	3,382,082.5
Quarter 3	3,620	3,620	3,620	14,386,397	2.52	3,451,678.1
Quarter 4	3,108	3,108	3,108	14,399,477	2.16	3,454,012.5
<i>45-64 years, 2014</i>						
Quarter 1	4,935	4,935	4,935	14,908,041	3.31	3,484,599.9
Quarter 2	5,023	5,023	5,023	15,034,581	3.34	3,550,436.1
Quarter 3	3,916	3,916	3,916	15,005,771	2.61	3,582,099.3
Quarter 4	3,558	3,558	3,558	14,919,829	2.38	3,568,219.6
<i>45-64 years, 2015</i>						
Quarter 1	4,866	4,866	4,866	15,309,481	3.18	3,556,169.9
Quarter 2	4,420	4,420	4,420	15,275,939	2.89	3,615,036.8
Quarter 3	4,248	4,248	4,248	15,272,764	2.78	3,648,327.8
Quarter 4	3,742	3,742	3,742	15,312,939	2.44	3,659,151.9
<i>45-64 years, 2016</i>						
Quarter 1	5,403	5,403	5,403	15,824,151	3.41	3,730,341.9
Quarter 2	4,698	4,698	4,698	15,814,236	2.97	3,738,895.4
Quarter 3	4,559	4,559	4,559	15,848,357	2.88	3,789,561.2
Quarter 4	4,195	4,195	4,195	15,892,362	2.64	3,798,283.0

**Table 4. Summary of Loop Diuretic Users in the Sentinel Distributed Database (SDD) between January 1, 2000 and March 31, 2021, Cross-Stratified by Year-Quarter and Age (Years)**

	New Users	New Episodes	Adjusted Dispensings	Eligible Members <sup>1</sup>	New Users per 10,000 Eligible Members <sup>1</sup>	Eligible Member-Years <sup>1</sup>
<i>45-64 years, 2017</i>						
Quarter 1	5,580	5,580	5,580	15,712,066	3.55	3,679,804.9
Quarter 2	4,863	4,863	4,863	15,647,792	3.11	3,705,619.9
Quarter 3	4,938	4,938	4,938	15,598,189	3.17	3,716,113.9
Quarter 4	4,569	4,569	4,569	15,392,570	2.97	3,679,062.1
<i>45-64 years, 2018</i>						
Quarter 1	5,737	5,737	5,737	14,950,244	3.84	3,500,648.9
Quarter 2	5,601	5,601	5,601	14,882,809	3.76	3,515,916.4
Quarter 3	5,192	5,192	5,192	14,846,518	3.50	3,537,954.2
Quarter 4	4,881	4,881	4,881	14,742,411	3.31	3,524,227.9
<i>45-64 years, 2019</i>						
Quarter 1	6,394	6,394	6,394	14,477,610	4.42	3,385,023.3
Quarter 2	6,069	6,069	6,069	14,397,758	4.22	3,395,627.0
Quarter 3	5,875	5,875	5,875	14,349,645	4.09	3,411,012.7
Quarter 4	5,436	5,436	5,436	14,178,705	3.83	3,393,576.6
<i>45-64 years, 2020</i>						
Quarter 1	7,415	7,415	7,415	13,969,931	5.31	3,291,007.1
Quarter 2	5,930	5,930	5,930	13,766,058	4.31	3,257,578.8
Quarter 3	6,058	6,058	6,058	13,678,555	4.43	3,256,335.8
Quarter 4	5,419	5,419	5,419	13,431,713	4.03	3,220,658.4
<i>45-64 years, 2021</i>						
Quarter 1	5,340	5,340	5,340	7,814,862	6.83	1,741,520.0
<i>65-74 years, 2000</i>						
Quarter 1	127	127	127	69,311	18.32	16,322.9
Quarter 2	60	60	60	69,974	8.57	16,544.5
Quarter 3	159	159	159	70,932	22.42	16,963.3
Quarter 4	104	104	104	71,569	14.53	17,243.3
<i>65-74 years, 2001</i>						
Quarter 1	93	93	93	73,197	12.71	17,092.6
Quarter 2	140	140	140	74,125	18.89	17,545.2
Quarter 3	143	143	143	75,007	19.06	18,019.2
Quarter 4	130	130	130	75,491	17.22	18,193.6
<i>65-74 years, 2002</i>						
Quarter 1	140	140	140	75,876	18.45	17,789.3
Quarter 2	165	165	165	76,697	21.51	18,166.9
Quarter 3	159	159	159	77,717	20.46	18,640.9
Quarter 4	111	111	111	77,599	14.30	18,561.4

**Table 4. Summary of Loop Diuretic Users in the Sentinel Distributed Database (SDD) between January 1, 2000 and March 31, 2021, Cross-Stratified by Year-Quarter and Age (Years)**

	New Users	New Episodes	Adjusted Dispensings	Eligible Members <sup>1</sup>	New Users per 10,000 Eligible Members <sup>1</sup>	Eligible Member-Years <sup>1</sup>
<i>65-74 years, 2003</i>						
Quarter 1	105	105	105	77,203	13.60	18,056.1
Quarter 2	115	115	115	75,942	15.14	17,748.3
Quarter 3	114	114	114	75,995	15.00	18,143.0
Quarter 4	93	93	93	76,104	12.22	18,201.5
<i>65-74 years, 2004</i>						
Quarter 1	105	105	105	76,560	13.71	18,061.5
Quarter 2	119	119	119	76,615	15.53	18,080.8
Quarter 3	126	126	126	76,554	16.46	18,162.2
Quarter 4	94	94	94	75,595	12.43	18,033.0
<i>65-74 years, 2005</i>						
Quarter 1	90	90	90	74,874	12.02	17,361.4
Quarter 2	96	96	96	73,044	13.14	17,328.6
Quarter 3	57	57	57	72,205	7.89	15,926.9
Quarter 4	41	41	41	59,513	6.89	14,211.4
<i>65-74 years, 2006</i>						
Quarter 1	1,602	1,602	1,602	471,400	33.98	107,290.2
Quarter 2	447	447	447	504,556	8.86	114,582.9
Quarter 3	290	290	290	497,158	5.83	119,794.8
Quarter 4	192	192	192	508,156	3.78	122,682.9
<i>65-74 years, 2007</i>						
Quarter 1	1,589	1,589	1,589	1,085,016	14.64	252,250.4
Quarter 2	701	701	701	1,095,445	6.40	262,392.3
Quarter 3	476	476	476	1,107,780	4.30	268,051.4
Quarter 4	387	387	387	1,115,093	3.47	270,577.1
<i>65-74 years, 2008</i>						
Quarter 1	2,572	2,572	2,572	1,805,039	14.25	424,966.3
Quarter 2	1,149	1,149	1,149	1,841,732	6.24	438,229.4
Quarter 3	757	757	757	1,868,664	4.05	450,467.5
Quarter 4	647	647	647	1,884,841	3.43	456,863.8
<i>65-74 years, 2009</i>						
Quarter 1	1,093	1,093	1,093	1,891,438	5.78	442,620.6
Quarter 2	892	892	892	1,872,543	4.76	449,175.8
Quarter 3	666	666	666	1,877,622	3.55	454,704.5
Quarter 4	604	604	604	1,869,332	3.23	454,389.8
<i>65-74 years, 2010</i>						
Quarter 1	28,331	28,331	28,331	8,471,553	33.44	2,007,343.6
Quarter 2	7,690	7,690	7,690	8,411,380	9.14	2,028,662.9
Quarter 3	5,221	5,221	5,221	8,471,250	6.16	2,062,511.3
Quarter 4	4,219	4,219	4,219	8,449,723	4.99	2,066,151.4

**Table 4. Summary of Loop Diuretic Users in the Sentinel Distributed Database (SDD) between January 1, 2000 and March 31, 2021, Cross-Stratified by Year-Quarter and Age (Years)**

	New Users	New Episodes	Adjusted Dispensings	Eligible Members <sup>1</sup>	New Users per 10,000 Eligible Members <sup>1</sup>	Eligible Member-Years <sup>1</sup>
<i>65-74 years, 2011</i>						
Quarter 1	6,031	6,031	6,031	8,815,465	6.84	2,100,999.7
Quarter 2	5,113	5,113	5,113	8,824,300	5.79	2,129,665.5
Quarter 3	4,535	4,535	4,535	8,942,233	5.07	2,172,846.3
Quarter 4	3,988	3,988	3,988	9,036,086	4.41	2,198,165.4
<i>65-74 years, 2012</i>						
Quarter 1	6,374	6,374	6,374	9,516,585	6.70	2,285,449.9
Quarter 2	5,293	5,293	5,293	9,593,752	5.52	2,309,504.0
Quarter 3	4,676	4,676	4,676	9,733,019	4.80	2,365,805.8
Quarter 4	4,116	4,116	4,116	9,771,660	4.21	2,384,853.1
<i>65-74 years, 2013</i>						
Quarter 1	9,683	9,683	9,683	11,123,049	8.71	2,646,614.3
Quarter 2	6,881	6,881	6,881	11,205,577	6.14	2,699,552.5
Quarter 3	5,707	5,707	5,707	11,330,932	5.04	2,756,673.6
Quarter 4	5,114	5,114	5,114	11,370,172	4.50	2,776,299.1
<i>65-74 years, 2014</i>						
Quarter 1	7,984	7,984	7,984	11,860,996	6.73	2,824,518.3
Quarter 2	8,031	8,031	8,031	11,965,853	6.71	2,877,592.9
Quarter 3	6,305	6,305	6,305	12,085,831	5.22	2,935,994.5
Quarter 4	5,758	5,758	5,758	12,140,831	4.74	2,960,767.4
<i>65-74 years, 2015</i>						
Quarter 1	7,956	7,956	7,956	12,538,402	6.35	2,983,947.9
Quarter 2	7,417	7,417	7,417	12,591,037	5.89	3,032,958.4
Quarter 3	6,653	6,653	6,653	12,750,034	5.22	3,099,646.3
Quarter 4	6,413	6,413	6,413	12,817,205	5.00	3,126,934.9
<i>65-74 years, 2016</i>						
Quarter 1	8,592	8,592	8,592	13,175,202	6.52	3,171,889.6
Quarter 2	7,765	7,765	7,765	13,250,863	5.86	3,192,420.6
Quarter 3	7,355	7,355	7,355	13,420,170	5.48	3,262,843.3
Quarter 4	6,756	6,756	6,756	13,479,399	5.01	3,288,600.2
<i>65-74 years, 2017</i>						
Quarter 1	8,968	8,968	8,968	13,660,985	6.56	3,252,341.3
Quarter 2	8,364	8,364	8,364	13,703,683	6.10	3,301,827.2
Quarter 3	8,408	8,408	8,408	13,884,686	6.06	3,372,619.1
Quarter 4	7,643	7,643	7,643	13,910,874	5.49	3,386,485.1
<i>65-74 years, 2018</i>						
Quarter 1	9,732	9,732	9,732	14,031,626	6.94	3,336,818.2
Quarter 2	9,536	9,536	9,536	14,048,307	6.79	3,381,366.1
Quarter 3	8,761	8,761	8,761	14,202,747	6.17	3,448,753.6
Quarter 4	8,696	8,696	8,696	14,239,744	6.11	3,472,027.6



**Table 4. Summary of Loop Diuretic Users in the Sentinel Distributed Database (SDD) between January 1, 2000 and March 31, 2021, Cross-Stratified by Year-Quarter and Age (Years)**

	New Users	New Episodes	Adjusted Dispensings	Eligible Members <sup>1</sup>	New Users per 10,000 Eligible Members <sup>1</sup>	Eligible Member-Years <sup>1</sup>
<i>65-74 years, 2019</i>						
Quarter 1	11,941	11,941	11,941	14,610,816	8.17	3,473,911.5
Quarter 2	11,075	11,075	11,075	14,671,313	7.55	3,531,671.6
Quarter 3	10,553	10,553	10,553	14,853,216	7.10	3,606,266.2
Quarter 4	10,023	10,023	10,023	14,889,893	6.73	3,638,267.4
<i>65-74 years, 2020</i>						
Quarter 1	13,559	13,559	13,559	15,321,731	8.85	3,680,530.0
Quarter 2	10,144	10,144	10,144	15,333,392	6.62	3,701,339.0
Quarter 3	11,323	11,323	11,323	15,528,677	7.29	3,773,657.9
Quarter 4	10,371	10,371	10,371	15,523,815	6.68	3,797,517.7
<i>65-74 years, 2021</i>						
Quarter 1	11,552	11,552	11,552	14,042,122	8.23	3,167,324.8
<i>75-84 years, 2000</i>						
Quarter 1	101	101	101	40,655	24.84	9,437.5
Quarter 2	49	49	49	40,647	12.06	9,498.8
Quarter 3	80	80	80	40,763	19.63	9,663.1
Quarter 4	70	70	70	40,707	17.20	9,661.5
<i>75-84 years, 2001</i>						
Quarter 1	95	95	95	40,952	23.20	9,423.4
Quarter 2	90	90	90	40,979	21.96	9,576.6
Quarter 3	99	99	99	41,279	23.98	9,766.3
Quarter 4	106	106	106	41,327	25.65	9,818.9
<i>75-84 years, 2002</i>						
Quarter 1	77	77	77	41,553	18.53	9,533.3
Quarter 2	123	123	123	41,667	29.52	9,715.2
Quarter 3	93	93	93	41,955	22.17	9,917.0
Quarter 4	78	78	78	41,910	18.61	9,947.2
<i>75-84 years, 2003</i>						
Quarter 1	74	74	74	42,030	17.61	9,669.9
Quarter 2	96	96	96	41,754	22.99	9,707.3
Quarter 3	96	96	96	41,855	22.94	9,861.5
Quarter 4	55	55	55	41,721	13.18	9,870.0
<i>75-84 years, 2004</i>						
Quarter 1	86	86	86	41,892	20.53	9,723.0
Quarter 2	80	80	80	41,416	19.32	9,663.1
Quarter 3	85	85	85	41,548	20.46	9,807.0
Quarter 4	68	68	68	41,568	16.36	9,822.0

**Table 4. Summary of Loop Diuretic Users in the Sentinel Distributed Database (SDD) between January 1, 2000 and March 31, 2021, Cross-Stratified by Year-Quarter and Age (Years)**

	New Users	New Episodes	Adjusted Dispensings	Eligible Members <sup>1</sup>	New Users per 10,000 Eligible Members <sup>1</sup>	Eligible Member-Years <sup>1</sup>
<i>75-84 years, 2005</i>						
Quarter 1	59	59	59	41,492	14.22	9,542.0
Quarter 2	53	53	53	40,802	12.99	9,606.7
Quarter 3	39	39	39	40,384	9.66	9,371.2
Quarter 4	33	33	33	37,560	8.79	9,008.6
<i>75-84 years, 2006</i>						
Quarter 1	1,496	1,496	1,496	244,877	61.09	55,752.1
Quarter 2	398	398	398	263,467	15.11	59,946.9
Quarter 3	255	255	255	258,227	9.88	62,830.0
Quarter 4	208	208	208	262,050	7.94	63,652.3
<i>75-84 years, 2007</i>						
Quarter 1	1,343	1,343	1,343	575,314	23.34	134,451.4
Quarter 2	548	548	548	576,453	9.51	138,850.3
Quarter 3	386	386	386	580,753	6.65	141,183.2
Quarter 4	358	358	358	582,687	6.14	142,052.9
<i>75-84 years, 2008</i>						
Quarter 1	2,141	2,141	2,141	917,251	23.34	218,319.9
Quarter 2	911	911	911	929,374	9.80	222,960.9
Quarter 3	643	643	643	932,164	6.90	227,009.3
Quarter 4	524	524	524	935,725	5.60	228,123.8
<i>75-84 years, 2009</i>						
Quarter 1	810	810	810	937,235	8.64	220,986.4
Quarter 2	624	624	624	929,304	6.71	224,029.9
Quarter 3	542	542	542	935,254	5.80	227,689.5
Quarter 4	521	521	521	937,964	5.55	228,622.4
<i>75-84 years, 2010</i>						
Quarter 1	30,536	30,536	30,536	5,405,354	56.49	1,277,799.4
Quarter 2	7,448	7,448	7,448	5,348,275	13.93	1,286,571.4
Quarter 3	4,981	4,981	4,981	5,358,784	9.30	1,303,108.4
Quarter 4	4,107	4,107	4,107	5,344,870	7.68	1,302,683.8
<i>75-84 years, 2011</i>						
Quarter 1	5,688	5,688	5,688	5,522,558	10.30	1,312,284.1
Quarter 2	4,895	4,895	4,895	5,498,083	8.90	1,324,992.2
Quarter 3	3,988	3,988	3,988	5,509,746	7.24	1,340,998.5
Quarter 4	3,737	3,737	3,737	5,506,060	6.79	1,341,877.8
<i>75-84 years, 2012</i>						
Quarter 1	5,995	5,995	5,995	5,729,486	10.46	1,377,079.4
Quarter 2	4,726	4,726	4,726	5,719,022	8.26	1,377,220.3
Quarter 3	4,083	4,083	4,083	5,752,108	7.10	1,398,627.0
Quarter 4	3,912	3,912	3,912	5,752,017	6.80	1,400,716.8

**Table 4. Summary of Loop Diuretic Users in the Sentinel Distributed Database (SDD) between January 1, 2000 and March 31, 2021, Cross-Stratified by Year-Quarter and Age (Years)**

	<b>New Users</b>	<b>New Episodes</b>	<b>Adjusted Dispensings</b>	<b>Eligible Members<sup>1</sup></b>	<b>New Users per 10,000 Eligible Members<sup>1</sup></b>	<b>Eligible Member-Years<sup>1</sup></b>
<i>75-84 years, 2013</i>						
Quarter 1	9,287	9,287	9,287	6,499,148	14.29	1,543,807.5
Quarter 2	6,390	6,390	6,390	6,514,975	9.81	1,566,895.1
Quarter 3	5,406	5,406	5,406	6,540,458	8.27	1,590,695.0
Quarter 4	4,921	4,921	4,921	6,551,027	7.51	1,596,143.6
<i>75-84 years, 2014</i>						
Quarter 1	7,366	7,366	7,366	6,717,746	10.96	1,597,890.9
Quarter 2	7,602	7,602	7,602	6,734,289	11.29	1,619,251.6
Quarter 3	5,651	5,651	5,651	6,753,218	8.37	1,640,501.2
Quarter 4	5,246	5,246	5,246	6,761,789	7.76	1,646,768.4
<i>75-84 years, 2015</i>						
Quarter 1	6,821	6,821	6,821	6,863,997	9.94	1,629,556.0
Quarter 2	6,635	6,635	6,635	6,865,005	9.66	1,649,588.0
Quarter 3	5,963	5,963	5,963	6,909,696	8.63	1,678,526.0
Quarter 4	5,706	5,706	5,706	6,933,908	8.23	1,688,251.4
<i>75-84 years, 2016</i>						
Quarter 1	7,388	7,388	7,388	7,046,624	10.48	1,694,303.0
Quarter 2	7,177	7,177	7,177	7,069,179	10.15	1,701,714.3
Quarter 3	6,470	6,470	6,470	7,144,700	9.06	1,737,303.4
Quarter 4	6,243	6,243	6,243	7,190,945	8.68	1,750,303.8
<i>75-84 years, 2017</i>						
Quarter 1	7,968	7,968	7,968	7,203,945	11.06	1,712,345.6
Quarter 2	7,794	7,794	7,794	7,228,673	10.78	1,740,692.6
Quarter 3	7,688	7,688	7,688	7,320,588	10.50	1,778,071.2
Quarter 4	7,028	7,028	7,028	7,411,001	9.48	1,799,847.8
<i>75-84 years, 2018</i>						
Quarter 1	8,699	8,699	8,699	7,450,411	11.68	1,769,109.2
Quarter 2	9,046	9,046	9,046	7,494,243	12.07	1,803,985.4
Quarter 3	8,279	8,279	8,279	7,583,826	10.92	1,844,237.9
Quarter 4	8,351	8,351	8,351	7,645,517	10.92	1,863,692.5
<i>75-84 years, 2019</i>						
Quarter 1	10,987	10,987	10,987	7,799,450	14.09	1,855,005.6
Quarter 2	10,851	10,851	10,851	7,826,188	13.86	1,885,616.2
Quarter 3	10,036	10,036	10,036	7,899,641	12.70	1,922,104.8
Quarter 4	9,541	9,541	9,541	7,940,927	12.01	1,937,615.1
<i>75-84 years, 2020</i>						
Quarter 1	12,227	12,227	12,227	8,112,181	15.07	1,947,804.2
Quarter 2	9,119	9,119	9,119	8,109,778	11.24	1,955,669.7
Quarter 3	10,017	10,017	10,017	8,168,910	12.26	1,987,551.2
Quarter 4	9,373	9,373	9,373	8,175,278	11.47	1,996,319.6

**Table 4. Summary of Loop Diuretic Users in the Sentinel Distributed Database (SDD) between January 1, 2000 and March 31, 2021, Cross-Stratified by Year-Quarter and Age (Years)**

	New Users	New Episodes	Adjusted Dispensings	Eligible Members <sup>1</sup>	New Users per 10,000 Eligible Members <sup>1</sup>	Eligible Member-Years <sup>1</sup>
<i>75-84 years, 2021</i>						
Quarter 1	10,668	10,668	10,668	7,493,662	14.24	1,686,374.7
<i>≥ 85 years, 2000</i>						
Quarter 1	47	47	47	23,414	20.07	5,374.6
Quarter 2	22	22	22	23,123	9.51	5,369.1
Quarter 3	59	59	59	23,156	25.48	5,447.7
Quarter 4	37	37	37	23,088	16.03	5,418.9
<i>≥ 85 years, 2001</i>						
Quarter 1	47	47	47	22,930	20.50	5,183.1
Quarter 2	44	44	44	22,616	19.46	5,236.3
Quarter 3	48	48	48	22,546	21.29	5,286.6
Quarter 4	33	33	33	22,458	14.69	5,268.7
<i>≥ 85 years, 2002</i>						
Quarter 1	49	49	49	22,420	21.86	5,087.7
Quarter 2	58	58	58	22,113	26.23	5,107.1
Quarter 3	63	63	63	22,186	28.40	5,196.5
Quarter 4	43	43	43	22,032	19.52	5,160.7
<i>≥ 85 years, 2003</i>						
Quarter 1	47	47	47	21,756	21.60	4,923.4
Quarter 2	43	43	43	21,357	20.13	4,927.5
Quarter 3	41	41	41	21,502	19.07	5,016.5
Quarter 4	32	32	32	21,401	14.95	4,990.7
<i>≥ 85 years, 2004</i>						
Quarter 1	54	54	54	21,178	25.50	4,809.8
Quarter 2	33	33	33	20,490	16.11	4,727.2
Quarter 3	28	28	28	20,479	13.67	4,782.0
Quarter 4	33	33	33	20,441	16.14	4,772.1
<i>≥ 85 years, 2005</i>						
Quarter 1	29	29	29	20,323	14.27	4,608.2
Quarter 2	31	31	31	19,875	15.60	4,618.7
Quarter 3	18	18	18	19,961	9.02	4,680.4
Quarter 4	21	21	21	19,765	10.62	4,687.7
<i>≥ 85 years, 2006</i>						
Quarter 1	812	812	812	84,593	95.99	19,036.2
Quarter 2	209	209	209	90,765	23.03	20,438.8
Quarter 3	125	125	125	88,939	14.05	21,486.3
Quarter 4	104	104	104	90,946	11.44	21,882.4

**Table 4. Summary of Loop Diuretic Users in the Sentinel Distributed Database (SDD) between January 1, 2000 and March 31, 2021, Cross-Stratified by Year-Quarter and Age (Years)**

	New Users	New Episodes	Adjusted Dispensings	Eligible Members <sup>1</sup>	New Users per 10,000 Eligible Members <sup>1</sup>	Eligible Member-Years <sup>1</sup>
<i>≥ 85 years, 2007</i>						
Quarter 1	576	576	576	181,927	31.66	42,337.1
Quarter 2	241	241	241	185,155	13.02	44,289.5
Quarter 3	175	175	175	187,207	9.35	45,190.6
Quarter 4	188	188	188	189,002	9.95	45,769.8
<i>≥ 85 years, 2008</i>						
Quarter 1	1,021	1,021	1,021	301,111	33.91	71,246.2
Quarter 2	397	397	397	305,512	12.99	72,860.5
Quarter 3	284	284	284	309,739	9.17	74,883.8
Quarter 4	276	276	276	313,804	8.80	76,006.6
<i>≥ 85 years, 2009</i>						
Quarter 1	375	375	375	316,894	11.83	74,333.7
Quarter 2	294	294	294	317,465	9.26	75,981.4
Quarter 3	265	265	265	322,469	8.22	78,136.1
Quarter 4	295	295	295	326,713	9.03	79,288.4
<i>≥ 85 years, 2010</i>						
Quarter 1	21,484	21,484	21,484	2,531,322	84.87	595,165.5
Quarter 2	4,478	4,478	4,478	2,503,250	17.89	599,963.9
Quarter 3	2,895	2,895	2,895	2,512,474	11.52	609,408.9
Quarter 4	2,533	2,533	2,533	2,515,591	10.07	610,707.1
<i>≥ 85 years, 2011</i>						
Quarter 1	3,625	3,625	3,625	2,591,653	13.99	612,868.7
Quarter 2	2,966	2,966	2,966	2,575,372	11.52	618,150.5
Quarter 3	2,575	2,575	2,575	2,586,006	9.96	627,522.8
Quarter 4	2,366	2,366	2,366	2,592,341	9.13	629,949.5
<i>≥ 85 years, 2012</i>						
Quarter 1	3,840	3,840	3,840	2,696,013	14.24	645,070.2
Quarter 2	3,025	3,025	3,025	2,690,236	11.24	645,575.9
Quarter 3	2,576	2,576	2,576	2,706,960	9.52	656,998.6
Quarter 4	2,541	2,541	2,541	2,713,808	9.36	659,206.1
<i>≥ 85 years, 2013</i>						
Quarter 1	6,075	6,075	6,075	3,034,209	20.02	716,818.8
Quarter 2	4,089	4,089	4,089	3,022,783	13.53	725,290.6
Quarter 3	3,356	3,356	3,356	3,034,525	11.06	737,192.4
Quarter 4	3,290	3,290	3,290	3,045,361	10.80	740,299.2
<i>≥ 85 years, 2014</i>						
Quarter 1	5,011	5,011	5,011	3,105,445	16.14	736,522.8
Quarter 2	5,021	5,021	5,021	3,100,912	16.19	744,145.9
Quarter 3	3,725	3,725	3,725	3,104,742	12.00	753,588.4
Quarter 4	3,503	3,503	3,503	3,109,091	11.27	754,858.5

**Table 4. Summary of Loop Diuretic Users in the Sentinel Distributed Database (SDD) between January 1, 2000 and March 31, 2021, Cross-Stratified by Year-Quarter and Age (Years)**

	New Users	New Episodes	Adjusted Dispensings	Eligible Members <sup>1</sup>	New Users per 10,000 Eligible Members <sup>1</sup>	Eligible Member-Years <sup>1</sup>
<i>≥ 85 years, 2015</i>						
Quarter 1	4,639	4,639	4,639	3,130,242	14.82	739,602.4
Quarter 2	4,361	4,361	4,361	3,105,846	14.04	744,230.0
Quarter 3	3,864	3,864	3,864	3,114,803	12.41	755,528.6
Quarter 4	3,938	3,938	3,938	3,119,595	12.62	758,075.4
<i>≥ 85 years, 2016</i>						
Quarter 1	5,169	5,169	5,169	3,159,461	16.36	757,470.0
Quarter 2	4,757	4,757	4,757	3,143,891	15.13	755,420.5
Quarter 3	4,228	4,228	4,228	3,153,132	13.41	766,356.5
Quarter 4	4,269	4,269	4,269	3,161,234	13.50	767,827.3
<i>≥ 85 years, 2017</i>						
Quarter 1	5,185	5,185	5,185	3,128,457	16.57	741,120.4
Quarter 2	5,215	5,215	5,215	3,102,930	16.81	745,712.4
Quarter 3	5,163	5,163	5,163	3,110,939	16.60	756,021.8
Quarter 4	4,582	4,582	4,582	3,114,043	14.71	757,127.3
<i>≥ 85 years, 2018</i>						
Quarter 1	5,534	5,534	5,534	3,086,438	17.93	730,875.2
Quarter 2	5,758	5,758	5,758	3,055,866	18.84	734,491.1
Quarter 3	5,267	5,267	5,267	3,055,635	17.24	743,024.4
Quarter 4	5,323	5,323	5,323	3,054,786	17.43	742,676.4
<i>≥ 85 years, 2019</i>						
Quarter 1	6,875	6,875	6,875	3,073,771	22.37	728,652.9
Quarter 2	6,597	6,597	6,597	3,056,055	21.59	733,525.9
Quarter 3	5,933	5,933	5,933	3,064,093	19.36	743,185.1
Quarter 4	6,086	6,086	6,086	3,071,429	19.81	746,176.8
<i>≥ 85 years, 2020</i>						
Quarter 1	7,449	7,449	7,449	3,110,977	23.94	743,601.3
Quarter 2	5,233	5,233	5,233	3,088,978	16.94	739,278.3
Quarter 3	5,540	5,540	5,540	3,079,924	17.99	745,868.3
Quarter 4	5,365	5,365	5,365	3,066,224	17.50	743,845.3
<i>≥ 85 years, 2021</i>						
Quarter 1	6,424	6,424	6,424	2,812,010	22.84	635,140.1
<b><i>Ethacrynic Acid</i></b>						
<i>18-44 years, 2000</i>						
Quarter 1	*****	*****	*****	*****	0.18	108,465.8
Quarter 2	*****	*****	*****	*****	0.09	108,617.1
Quarter 3	*****	*****	*****	*****	0.06	111,809.2
Quarter 4	*****	*****	*****	*****	0.04	114,545.5

**Table 4. Summary of Loop Diuretic Users in the Sentinel Distributed Database (SDD) between January 1, 2000 and March 31, 2021, Cross-Stratified by Year-Quarter and Age (Years)**

	New Users	New Episodes	Adjusted Dispensings	Eligible Members <sup>1</sup>	New Users per 10,000 Eligible Members <sup>1</sup>	Eligible Member-Years <sup>1</sup>
<i>18-44 years, 2001</i>						
Quarter 1	0	0	0	480,176	0.00	113,748.6
Quarter 2	*****	*****	*****	*****	0.08	117,154.5
Quarter 3	*****	*****	*****	*****	0.06	122,955.4
Quarter 4	*****	*****	*****	*****	0.02	124,553.5
<i>18-44 years, 2002</i>						
Quarter 1	0	0	0	490,058	0.00	115,841.2
Quarter 2	*****	*****	*****	*****	0.04	116,054.4
Quarter 3	0	0	0	481,123	0.00	116,190.3
Quarter 4	*****	*****	*****	*****	0.02	108,362.3
<i>18-44 years, 2003</i>						
Quarter 1	*****	*****	*****	*****	0.02	100,980.6
Quarter 2	0	0	0	430,431	0.00	100,749.9
Quarter 3	*****	*****	*****	*****	0.05	103,067.6
Quarter 4	0	0	0	438,347	0.00	104,014.9
<i>18-44 years, 2004</i>						
Quarter 1	0	0	0	445,634	0.00	104,208.6
Quarter 2	0	0	0	448,541	0.00	105,075.1
Quarter 3	*****	*****	*****	*****	0.04	106,010.9
Quarter 4	*****	*****	*****	*****	0.02	106,128.6
<i>18-44 years, 2005</i>						
Quarter 1	*****	*****	*****	*****	0.02	102,213.3
Quarter 2	0	0	0	437,247	0.00	103,575.0
Quarter 3	0	0	0	440,759	0.00	100,446.0
Quarter 4	0	0	0	406,483	0.00	96,324.9
<i>18-44 years, 2006</i>						
Quarter 1	12	12	12	5,212,331	0.02	1,196,245.1
Quarter 2	*****	*****	*****	*****	0.01	1,212,287.2
Quarter 3	*****	*****	*****	*****	0.02	1,230,888.8
Quarter 4	*****	*****	*****	*****	0.02	1,277,724.2
<i>18-44 years, 2007</i>						
Quarter 1	*****	*****	*****	*****	0.01	1,422,944.2
Quarter 2	*****	*****	*****	*****	0.01	1,444,320.0
Quarter 3	*****	*****	*****	*****	0.00	1,458,602.1
Quarter 4	*****	*****	*****	*****	0.01	1,459,886.3
<i>18-44 years, 2008</i>						
Quarter 1	24	24	24	15,777,846	0.02	3,647,790.0
Quarter 2	26	26	26	15,739,713	0.02	3,644,700.7
Quarter 3	*****	*****	*****	*****	0.01	3,692,424.1
Quarter 4	*****	*****	*****	*****	0.01	3,674,988.7

**Table 4. Summary of Loop Diuretic Users in the Sentinel Distributed Database (SDD) between January 1, 2000 and March 31, 2021, Cross-Stratified by Year-Quarter and Age (Years)**

	New Users	New Episodes	Adjusted Dispensings	Eligible Members <sup>1</sup>	New Users per 10,000 Eligible Members <sup>1</sup>	Eligible Member-Years <sup>1</sup>
<i>18-44 years, 2009</i>						
Quarter 1	17	17	17	15,420,111	0.01	3,544,170.2
Quarter 2	17	17	17	15,085,773	0.01	3,527,095.9
Quarter 3	*****	*****	*****	*****	0.02	3,517,343.5
Quarter 4	*****	*****	*****	*****	0.01	3,468,493.1
<i>18-44 years, 2010</i>						
Quarter 1	52	52	52	15,366,357	0.03	3,557,720.8
Quarter 2	32	32	32	15,260,836	0.02	3,570,971.8
Quarter 3	22	22	22	15,551,177	0.01	3,613,072.2
Quarter 4	19	19	19	15,102,576	0.01	3,597,339.5
<i>18-44 years, 2011</i>						
Quarter 1	24	24	24	14,837,917	0.02	3,438,230.5
Quarter 2	25	25	25	14,855,765	0.02	3,479,704.5
Quarter 3	18	18	18	15,119,142	0.01	3,517,951.2
Quarter 4	17	17	17	14,846,270	0.01	3,545,152.9
<i>18-44 years, 2012</i>						
Quarter 1	17	17	17	14,505,484	0.01	3,401,675.2
Quarter 2	18	18	18	14,476,838	0.01	3,394,609.1
Quarter 3	19	19	19	14,719,989	0.01	3,433,282.2
Quarter 4	15	15	15	14,415,273	0.01	3,439,155.2
<i>18-44 years, 2013</i>						
Quarter 1	20	20	20	16,030,531	0.01	3,736,357.4
Quarter 2	18	18	18	16,004,271	0.01	3,763,153.9
Quarter 3	16	16	16	16,329,715	0.01	3,833,085.2
Quarter 4	18	18	18	16,106,414	0.01	3,828,972.3
<i>18-44 years, 2014</i>						
Quarter 1	19	19	19	16,713,311	0.01	3,887,524.3
Quarter 2	29	29	29	16,908,787	0.02	3,959,647.2
Quarter 3	13	13	13	17,055,688	0.01	3,991,136.9
Quarter 4	14	14	14	16,767,717	0.01	3,979,931.2
<i>18-44 years, 2015</i>						
Quarter 1	22	22	22	17,265,265	0.01	3,988,250.9
Quarter 2	19	19	19	17,298,435	0.01	4,053,711.0
Quarter 3	17	17	17	17,411,983	0.01	4,081,931.9
Quarter 4	17	17	17	17,229,169	0.01	4,083,019.7
<i>18-44 years, 2016</i>						
Quarter 1	15	15	15	17,836,301	0.01	4,176,789.7
Quarter 2	*****	*****	*****	*****	0.01	4,182,903.3
Quarter 3	16	16	16	18,033,666	0.01	4,224,051.9
Quarter 4	*****	*****	*****	*****	0.00	4,238,751.8



**Table 4. Summary of Loop Diuretic Users in the Sentinel Distributed Database (SDD) between January 1, 2000 and March 31, 2021, Cross-Stratified by Year-Quarter and Age (Years)**

	New Users	New Episodes	Adjusted Dispensings	Eligible Members <sup>1</sup>	New Users per 10,000 Eligible Members <sup>1</sup>	Eligible Member-Years <sup>1</sup>
<i>18-44 years, 2017</i>						
Quarter 1	16	16	16	17,807,334	0.01	4,147,095.7
Quarter 2	*****	*****	*****	*****	0.01	4,170,681.8
Quarter 3	12	12	12	17,842,821	0.01	4,181,109.9
Quarter 4	*****	*****	*****	*****	0.01	4,157,690.5
<i>18-44 years, 2018</i>						
Quarter 1	44	44	44	17,180,683	0.03	4,003,932.5
Quarter 2	130	130	130	17,165,551	0.08	4,025,167.7
Quarter 3	42	42	42	17,342,631	0.02	4,058,707.7
Quarter 4	*****	*****	*****	*****	0.00	4,063,770.0
<i>18-44 years, 2019</i>						
Quarter 1	*****	*****	*****	*****	0.01	3,897,720.6
Quarter 2	*****	*****	*****	*****	0.01	3,918,507.0
Quarter 3	11	11	11	16,818,128	0.01	3,935,893.3
Quarter 4	*****	*****	*****	*****	0.00	3,923,950.4
<i>18-44 years, 2020</i>						
Quarter 1	*****	*****	*****	*****	0.00	3,756,008.0
Quarter 2	*****	*****	*****	*****	0.00	3,707,577.7
Quarter 3	*****	*****	*****	*****	0.00	3,676,509.5
Quarter 4	*****	*****	*****	*****	0.00	3,632,918.2
<i>18-44 years, 2021</i>						
Quarter 1	*****	*****	*****	*****	0.00	1,619,185.4
<i>45-64 years, 2000</i>						
Quarter 1	19	19	19	228,450	0.83	54,767.1
Quarter 2	13	13	13	228,752	0.57	55,084.8
Quarter 3	*****	*****	*****	*****	0.26	56,464.6
Quarter 4	11	11	11	235,122	0.47	57,500.6
<i>45-64 years, 2001</i>						
Quarter 1	*****	*****	*****	*****	0.17	57,137.5
Quarter 2	*****	*****	*****	*****	0.32	58,900.2
Quarter 3	*****	*****	*****	*****	0.32	61,321.0
Quarter 4	*****	*****	*****	*****	0.16	62,477.2
<i>45-64 years, 2002</i>						
Quarter 1	*****	*****	*****	*****	0.04	60,957.6
Quarter 2	*****	*****	*****	*****	0.23	62,375.5
Quarter 3	*****	*****	*****	*****	0.04	63,259.1
Quarter 4	*****	*****	*****	*****	0.04	61,203.8

**Table 4. Summary of Loop Diuretic Users in the Sentinel Distributed Database (SDD) between January 1, 2000 and March 31, 2021, Cross-Stratified by Year-Quarter and Age (Years)**

	New Users	New Episodes	Adjusted Dispensings	Eligible Members <sup>1</sup>	New Users per 10,000 Eligible Members <sup>1</sup>	Eligible Member-Years <sup>1</sup>
<i>45-64 years, 2003</i>						
Quarter 1	0	0	0	243,741	0.00	58,140.4
Quarter 2	*****	*****	*****	*****	0.04	58,181.6
Quarter 3	0	0	0	243,792	0.00	59,238.1
Quarter 4	*****	*****	*****	*****	0.12	59,658.6
<i>45-64 years, 2004</i>						
Quarter 1	0	0	0	249,642	0.00	59,731.6
Quarter 2	*****	*****	*****	*****	0.08	60,154.1
Quarter 3	*****	*****	*****	*****	0.32	60,971.4
Quarter 4	*****	*****	*****	*****	0.08	61,129.2
<i>45-64 years, 2005</i>						
Quarter 1	*****	*****	*****	*****	0.04	59,505.6
Quarter 2	*****	*****	*****	*****	0.12	59,871.8
Quarter 3	*****	*****	*****	*****	0.12	53,377.0
Quarter 4	*****	*****	*****	*****	0.11	45,092.4
<i>45-64 years, 2006</i>						
Quarter 1	50	50	50	3,461,836	0.14	815,075.8
Quarter 2	18	18	18	3,492,150	0.05	831,399.4
Quarter 3	17	17	17	3,521,437	0.05	848,236.1
Quarter 4	16	16	16	3,672,708	0.04	888,474.3
<i>45-64 years, 2007</i>						
Quarter 1	*****	*****	*****	*****	0.07	1,025,328.0
Quarter 2	30	30	30	4,423,134	0.07	1,050,041.5
Quarter 3	19	19	19	4,440,813	0.04	1,066,041.8
Quarter 4	27	27	27	4,454,997	0.06	1,074,686.2
<i>45-64 years, 2008</i>						
Quarter 1	143	143	143	10,558,671	0.14	2,496,668.6
Quarter 2	96	96	96	10,603,410	0.09	2,512,283.5
Quarter 3	65	65	65	10,674,990	0.06	2,557,004.7
Quarter 4	69	69	69	10,650,766	0.06	2,567,450.9
<i>45-64 years, 2009</i>						
Quarter 1	81	81	81	10,689,311	0.08	2,501,667.2
Quarter 2	59	59	59	10,584,929	0.06	2,519,345.1
Quarter 3	51	51	51	10,545,910	0.05	2,533,456.8
Quarter 4	66	66	66	10,454,703	0.06	2,529,721.1
<i>45-64 years, 2010</i>						
Quarter 1	260	260	260	13,171,759	0.20	3,087,606.7
Quarter 2	160	160	160	13,139,485	0.12	3,120,620.5
Quarter 3	123	123	123	13,208,811	0.09	3,165,940.9
Quarter 4	105	105	105	13,146,331	0.08	3,174,018.1

**Table 4. Summary of Loop Diuretic Users in the Sentinel Distributed Database (SDD) between January 1, 2000 and March 31, 2021, Cross-Stratified by Year-Quarter and Age (Years)**

	New Users	New Episodes	Adjusted Dispensings	Eligible Members <sup>1</sup>	New Users per 10,000 Eligible Members <sup>1</sup>	Eligible Member-Years <sup>1</sup>
<i>45-64 years, 2011</i>						
Quarter 1	124	124	124	12,967,272	0.10	3,043,616.0
Quarter 2	102	102	102	13,012,148	0.08	3,088,362.4
Quarter 3	109	109	109	13,086,049	0.08	3,130,749.5
Quarter 4	90	90	90	13,062,534	0.07	3,140,444.8
<i>45-64 years, 2012</i>						
Quarter 1	110	110	110	12,869,211	0.09	3,040,928.4
Quarter 2	117	117	117	12,842,265	0.09	3,039,878.5
Quarter 3	113	113	113	12,875,242	0.09	3,079,096.7
Quarter 4	109	109	109	12,815,010	0.09	3,083,636.1
<i>45-64 years, 2013</i>						
Quarter 1	151	151	151	14,291,264	0.11	3,358,469.0
Quarter 2	138	138	138	14,279,245	0.10	3,392,847.8
Quarter 3	125	125	125	14,430,460	0.09	3,462,908.6
Quarter 4	121	121	121	14,444,669	0.08	3,465,460.4
<i>45-64 years, 2014</i>						
Quarter 1	98	98	98	14,951,756	0.07	3,495,618.5
Quarter 2	111	111	111	15,080,575	0.07	3,562,192.0
Quarter 3	102	102	102	15,053,926	0.07	3,594,359.8
Quarter 4	79	79	79	14,969,102	0.05	3,580,700.4
<i>45-64 years, 2015</i>						
Quarter 1	88	88	88	15,357,718	0.06	3,568,265.5
Quarter 2	81	81	81	15,326,078	0.05	3,627,678.6
Quarter 3	65	65	65	15,324,461	0.04	3,661,452.0
Quarter 4	69	69	69	15,366,040	0.04	3,672,577.2
<i>45-64 years, 2016</i>						
Quarter 1	83	83	83	15,876,477	0.05	3,743,636.5
Quarter 2	*****	*****	*****	*****	0.05	3,752,625.1
Quarter 3	82	82	82	15,904,454	0.05	3,803,823.3
Quarter 4	*****	*****	*****	*****	0.04	3,812,846.3
<i>45-64 years, 2017</i>						
Quarter 1	96	96	96	15,767,591	0.06	3,693,725.4
Quarter 2	*****	*****	*****	*****	0.05	3,720,061.5
Quarter 3	58	58	58	15,657,023	0.04	3,731,040.7
Quarter 4	*****	*****	*****	*****	0.04	3,694,258.2
<i>45-64 years, 2018</i>						
Quarter 1	105	105	105	15,008,370	0.07	3,515,162.0
Quarter 2	161	161	161	14,942,703	0.11	3,530,987.9
Quarter 3	74	74	74	14,907,926	0.05	3,553,560.8
Quarter 4	*****	*****	*****	*****	0.03	3,540,131.4

**Table 4. Summary of Loop Diuretic Users in the Sentinel Distributed Database (SDD) between January 1, 2000 and March 31, 2021, Cross-Stratified by Year-Quarter and Age (Years)**

	New Users	New Episodes	Adjusted Dispensings	Eligible Members <sup>1</sup>	New Users per 10,000 Eligible Members <sup>1</sup>	Eligible Member-Years <sup>1</sup>
<i>45-64 years, 2019</i>						
Quarter 1	*****	*****	*****	*****	0.03	3,400,241.5
Quarter 2	*****	*****	*****	*****	0.04	3,411,430.5
Quarter 3	51	51	51	14,413,974	0.04	3,427,341.7
Quarter 4	*****	*****	*****	*****	0.03	3,410,276.1
<i>45-64 years, 2020</i>						
Quarter 1	*****	*****	*****	*****	0.04	3,306,902.6
Quarter 2	*****	*****	*****	*****	0.03	3,273,825.2
Quarter 3	*****	*****	*****	*****	0.03	3,273,112.8
Quarter 4	*****	*****	*****	*****	0.03	3,237,716.5
<i>45-64 years, 2021</i>						
Quarter 1	*****	*****	*****	*****	0.04	1,754,169.2
<i>65-74 years, 2000</i>						
Quarter 1	16	16	16	69,314	2.31	16,340.6
Quarter 2	*****	*****	*****	*****	0.43	16,580.2
Quarter 3	*****	*****	*****	*****	1.27	17,024.1
Quarter 4	*****	*****	*****	*****	0.70	17,332.2
<i>65-74 years, 2001</i>						
Quarter 1	*****	*****	*****	*****	0.82	17,198.1
Quarter 2	*****	*****	*****	*****	0.54	17,672.5
Quarter 3	*****	*****	*****	*****	0.53	18,177.2
Quarter 4	*****	*****	*****	*****	0.39	18,378.1
<i>65-74 years, 2002</i>						
Quarter 1	*****	*****	*****	*****	0.13	17,990.1
Quarter 2	0	0	0	77,588	0.00	18,396.6
Quarter 3	*****	*****	*****	*****	0.38	18,906.5
Quarter 4	*****	*****	*****	*****	0.25	18,847.9
<i>65-74 years, 2003</i>						
Quarter 1	0	0	0	78,403	0.00	18,351.2
Quarter 2	0	0	0	77,209	0.00	18,058.7
Quarter 3	0	0	0	77,325	0.00	18,474.7
Quarter 4	0	0	0	77,498	0.00	18,549.8
<i>65-74 years, 2004</i>						
Quarter 1	0	0	0	78,023	0.00	18,422.3
Quarter 2	*****	*****	*****	*****	0.13	18,460.6
Quarter 3	*****	*****	*****	*****	0.13	18,569.2
Quarter 4	*****	*****	*****	*****	0.26	18,449.8

**Table 4. Summary of Loop Diuretic Users in the Sentinel Distributed Database (SDD) between January 1, 2000 and March 31, 2021, Cross-Stratified by Year-Quarter and Age (Years)**

	New Users	New Episodes	Adjusted Dispensings	Eligible Members <sup>1</sup>	New Users per 10,000 Eligible Members <sup>1</sup>	Eligible Member-Years <sup>1</sup>
<i>65-74 years, 2005</i>						
Quarter 1	*****	*****	*****	*****	0.65	17,772.9
Quarter 2	0	0	0	74,767	0.00	17,751.5
Quarter 3	0	0	0	73,984	0.00	16,328.3
Quarter 4	0	0	0	61,020	0.00	14,576.7
<i>65-74 years, 2006</i>						
Quarter 1	24	24	24	471,417	0.51	107,532.6
Quarter 2	*****	*****	*****	*****	0.34	115,002.9
Quarter 3	*****	*****	*****	*****	0.14	120,278.3
Quarter 4	14	14	14	510,197	0.27	123,203.1
<i>65-74 years, 2007</i>						
Quarter 1	30	30	30	1,087,087	0.28	252,975.4
Quarter 2	15	15	15	1,098,907	0.14	263,305.5
Quarter 3	15	15	15	1,111,780	0.13	269,078.4
Quarter 4	17	17	17	1,119,408	0.15	271,673.9
<i>65-74 years, 2008</i>						
Quarter 1	59	59	59	1,809,442	0.33	426,375.2
Quarter 2	31	31	31	1,848,404	0.17	439,966.3
Quarter 3	30	30	30	1,876,170	0.16	452,374.1
Quarter 4	25	25	25	1,892,744	0.13	458,864.0
<i>65-74 years, 2009</i>						
Quarter 1	47	47	47	1,898,923	0.25	444,516.2
Quarter 2	26	26	26	1,880,566	0.14	451,206.2
Quarter 3	31	31	31	1,886,120	0.16	456,845.1
Quarter 4	23	23	23	1,878,068	0.12	456,586.2
<i>65-74 years, 2010</i>						
Quarter 1	556	556	556	8,479,695	0.66	2,013,574.3
Quarter 2	221	221	221	8,446,012	0.26	2,038,018.2
Quarter 3	167	167	167	8,511,732	0.20	2,073,033.1
Quarter 4	165	165	165	8,493,364	0.19	2,077,325.5
<i>65-74 years, 2011</i>						
Quarter 1	219	219	219	8,860,016	0.25	2,112,357.9
Quarter 2	185	185	185	8,872,342	0.21	2,141,862.4
Quarter 3	170	170	170	8,993,116	0.19	2,185,799.1
Quarter 4	148	148	148	9,089,237	0.16	2,211,609.0
<i>65-74 years, 2012</i>						
Quarter 1	208	208	208	9,569,828	0.22	2,299,082.0
Quarter 2	197	197	197	9,650,699	0.20	2,323,871.7
Quarter 3	139	139	139	9,792,697	0.14	2,380,935.5
Quarter 4	172	172	172	9,833,110	0.17	2,400,375.8

**Table 4. Summary of Loop Diuretic Users in the Sentinel Distributed Database (SDD) between January 1, 2000 and March 31, 2021, Cross-Stratified by Year-Quarter and Age (Years)**

	New Users	New Episodes	Adjusted Dispensings	Eligible Members <sup>1</sup>	New Users per 10,000 Eligible Members <sup>1</sup>	Eligible Member-Years <sup>1</sup>
<i>65-74 years, 2013</i>						
Quarter 1	316	316	316	11,183,829	0.28	2,662,310.0
Quarter 2	265	265	265	11,272,450	0.24	2,716,525.8
Quarter 3	254	254	254	11,401,340	0.22	2,774,520.9
Quarter 4	179	179	179	11,442,805	0.16	2,794,669.1
<i>65-74 years, 2014</i>						
Quarter 1	250	250	250	11,932,807	0.21	2,842,559.0
Quarter 2	185	185	185	12,041,690	0.15	2,896,916.1
Quarter 3	183	183	183	12,165,773	0.15	2,956,258.8
Quarter 4	144	144	144	12,223,110	0.12	2,981,550.0
<i>65-74 years, 2015</i>						
Quarter 1	193	193	193	12,619,921	0.15	3,004,285.6
Quarter 2	171	171	171	12,675,710	0.13	3,054,272.9
Quarter 3	148	148	148	12,837,878	0.12	3,121,855.2
Quarter 4	123	123	123	12,907,194	0.10	3,149,669.3
<i>65-74 years, 2016</i>						
Quarter 1	129	129	129	13,264,973	0.10	3,194,566.8
Quarter 2	103	103	103	13,344,273	0.08	3,215,853.2
Quarter 3	108	108	108	13,516,414	0.08	3,287,131.2
Quarter 4	117	117	117	13,577,874	0.09	3,313,407.2
<i>65-74 years, 2017</i>						
Quarter 1	121	121	121	13,757,141	0.09	3,276,274.8
Quarter 2	115	115	115	13,803,046	0.08	3,326,759.3
Quarter 3	97	97	97	13,987,266	0.07	3,398,537.4
Quarter 4	103	103	103	14,016,027	0.07	3,412,970.3
<i>65-74 years, 2018</i>						
Quarter 1	122	122	122	14,134,738	0.09	3,362,413.1
Quarter 2	112	112	112	14,154,671	0.08	3,408,054.4
Quarter 3	94	94	94	14,312,432	0.07	3,476,473.6
Quarter 4	86	86	86	14,351,811	0.06	3,500,366.8
<i>65-74 years, 2019</i>						
Quarter 1	75	75	75	14,721,519	0.05	3,501,634.9
Quarter 2	70	70	70	14,786,945	0.05	3,560,821.9
Quarter 3	80	80	80	14,973,380	0.05	3,636,754.1
Quarter 4	71	71	71	15,013,590	0.05	3,669,667.9
<i>65-74 years, 2020</i>						
Quarter 1	90	90	90	15,443,750	0.06	3,711,455.4
Quarter 2	57	57	57	15,460,802	0.04	3,733,092.4
Quarter 3	69	69	69	15,658,974	0.04	3,806,665.5
Quarter 4	97	97	97	15,657,291	0.06	3,831,341.4

**Table 4. Summary of Loop Diuretic Users in the Sentinel Distributed Database (SDD) between January 1, 2000 and March 31, 2021, Cross-Stratified by Year-Quarter and Age (Years)**

	New Users	New Episodes	Adjusted Dispensings	Eligible Members <sup>1</sup>	New Users per 10,000 Eligible Members <sup>1</sup>	Eligible Member-Years <sup>1</sup>
<i>65-74 years, 2021</i>						
Quarter 1	95	95	95	14,164,381	0.07	3,196,262.9
<i>75-84 years, 2000</i>						
Quarter 1	*****	*****	*****	*****	2.21	9,450.1
Quarter 2	*****	*****	*****	*****	0.98	9,524.5
Quarter 3	*****	*****	*****	*****	0.98	9,703.2
Quarter 4	*****	*****	*****	*****	1.47	9,714.7
<i>75-84 years, 2001</i>						
Quarter 1	*****	*****	*****	*****	0.49	9,490.1
Quarter 2	*****	*****	*****	*****	0.48	9,660.4
Quarter 3	*****	*****	*****	*****	0.24	9,869.5
Quarter 4	*****	*****	*****	*****	0.24	9,941.8
<i>75-84 years, 2002</i>						
Quarter 1	*****	*****	*****	*****	0.24	9,670.7
Quarter 2	*****	*****	*****	*****	0.24	9,870.3
Quarter 3	0	0	0	42,642	0.00	10,090.9
Quarter 4	*****	*****	*****	*****	0.23	10,135.2
<i>75-84 years, 2003</i>						
Quarter 1	0	0	0	42,822	0.00	9,862.9
Quarter 2	0	0	0	42,587	0.00	9,909.0
Quarter 3	*****	*****	*****	*****	0.23	10,084.8
Quarter 4	*****	*****	*****	*****	0.23	10,101.0
<i>75-84 years, 2004</i>						
Quarter 1	*****	*****	*****	*****	0.47	9,953.1
Quarter 2	*****	*****	*****	*****	0.47	9,897.2
Quarter 3	0	0	0	42,533	0.00	10,051.6
Quarter 4	*****	*****	*****	*****	0.47	10,077.3
<i>75-84 years, 2005</i>						
Quarter 1	0	0	0	42,556	0.00	9,792.7
Quarter 2	0	0	0	41,862	0.00	9,864.3
Quarter 3	0	0	0	41,477	0.00	9,630.3
Quarter 4	*****	*****	*****	*****	0.26	9,257.6
<i>75-84 years, 2006</i>						
Quarter 1	27	27	27	244,908	1.10	55,982.2
Quarter 2	13	13	13	264,929	0.49	60,337.1
Quarter 3	*****	*****	*****	*****	0.19	63,280.5
Quarter 4	*****	*****	*****	*****	0.19	64,142.2

**Table 4. Summary of Loop Diuretic Users in the Sentinel Distributed Database (SDD) between January 1, 2000 and March 31, 2021, Cross-Stratified by Year-Quarter and Age (Years)**

	New Users	New Episodes	Adjusted Dispensings	Eligible Members <sup>1</sup>	New Users per 10,000 Eligible Members <sup>1</sup>	Eligible Member-Years <sup>1</sup>
<i>75-84 years, 2007</i>						
Quarter 1	27	27	27	577,311	0.47	135,124.0
Quarter 2	17	17	17	579,634	0.29	139,678.8
Quarter 3	13	13	13	584,319	0.22	142,094.2
Quarter 4	*****	*****	*****	*****	0.15	143,022.8
<i>75-84 years, 2008</i>						
Quarter 1	50	50	50	921,157	0.54	219,558.1
Quarter 2	31	31	31	935,198	0.33	224,467.1
Quarter 3	21	21	21	938,664	0.22	228,669.4
Quarter 4	24	24	24	942,654	0.25	229,868.2
<i>75-84 years, 2009</i>						
Quarter 1	25	25	25	943,882	0.26	222,658.8
Quarter 2	29	29	29	936,420	0.31	225,804.8
Quarter 3	25	25	25	942,719	0.27	229,560.9
Quarter 4	28	28	28	945,685	0.30	230,553.2
<i>75-84 years, 2010</i>						
Quarter 1	650	650	650	5,412,981	1.20	1,284,301.8
Quarter 2	250	250	250	5,384,887	0.46	1,296,308.2
Quarter 3	193	193	193	5,401,361	0.36	1,314,045.7
Quarter 4	175	175	175	5,390,627	0.32	1,314,294.0
<i>75-84 years, 2011</i>						
Quarter 1	228	228	228	5,569,671	0.41	1,324,108.7
Quarter 2	207	207	207	5,548,771	0.37	1,337,698.3
Quarter 3	192	192	192	5,563,187	0.35	1,354,418.5
Quarter 4	147	147	147	5,561,195	0.26	1,355,704.5
<i>75-84 years, 2012</i>						
Quarter 1	231	231	231	5,785,206	0.40	1,391,151.6
Quarter 2	190	190	190	5,778,161	0.33	1,391,941.5
Quarter 3	191	191	191	5,813,586	0.33	1,414,007.4
Quarter 4	158	158	158	5,814,945	0.27	1,416,472.8
<i>75-84 years, 2013</i>						
Quarter 1	298	298	298	6,561,989	0.45	1,559,814.3
Quarter 2	244	244	244	6,584,077	0.37	1,584,206.7
Quarter 3	194	194	194	6,613,194	0.29	1,608,984.5
Quarter 4	202	202	202	6,626,388	0.30	1,615,027.8
<i>75-84 years, 2014</i>						
Quarter 1	251	251	251	6,793,154	0.37	1,616,573.8
Quarter 2	200	200	200	6,813,844	0.29	1,639,257.0
Quarter 3	172	172	172	6,837,126	0.25	1,661,500.1
Quarter 4	146	146	146	6,848,039	0.21	1,668,316.0



**Table 4. Summary of Loop Diuretic Users in the Sentinel Distributed Database (SDD) between January 1, 2000 and March 31, 2021, Cross-Stratified by Year-Quarter and Age (Years)**

	New Users	New Episodes	Adjusted Dispensings	Eligible Members <sup>1</sup>	New Users per 10,000 Eligible Members <sup>1</sup>	Eligible Member-Years <sup>1</sup>
<i>75-84 years, 2015</i>						
Quarter 1	192	192	192	6,950,117	0.28	1,650,688.6
Quarter 2	188	188	188	6,953,960	0.27	1,671,641.0
Quarter 3	136	136	136	7,001,784	0.19	1,701,518.4
Quarter 4	101	101	101	7,028,240	0.14	1,711,788.4
<i>75-84 years, 2016</i>						
Quarter 1	136	136	136	7,141,519	0.19	1,717,865.8
Quarter 2	107	107	107	7,167,447	0.15	1,726,095.8
Quarter 3	97	97	97	7,246,868	0.13	1,762,801.3
Quarter 4	99	99	99	7,295,822	0.14	1,776,469.9
<i>75-84 years, 2017</i>						
Quarter 1	117	117	117	7,307,244	0.16	1,737,706.4
Quarter 2	99	99	99	7,335,452	0.13	1,767,167.7
Quarter 3	105	105	105	7,431,642	0.14	1,805,804.8
Quarter 4	92	92	92	7,526,079	0.12	1,828,532.3
<i>75-84 years, 2018</i>						
Quarter 1	116	116	116	7,564,969	0.15	1,797,139.6
Quarter 2	124	124	124	7,612,756	0.16	1,833,423.4
Quarter 3	83	83	83	7,707,290	0.11	1,875,111.7
Quarter 4	84	84	84	7,772,797	0.11	1,895,565.2
<i>75-84 years, 2019</i>						
Quarter 1	89	89	89	7,926,677	0.11	1,886,428.3
Quarter 2	73	73	73	7,958,718	0.09	1,918,702.6
Quarter 3	66	66	66	8,038,209	0.08	1,956,878.2
Quarter 4	70	70	70	8,083,948	0.09	1,973,502.3
<i>75-84 years, 2020</i>						
Quarter 1	69	69	69	8,254,434	0.08	1,983,337.5
Quarter 2	62	62	62	8,257,270	0.08	1,991,940.8
Quarter 3	71	71	71	8,318,978	0.09	2,025,075.9
Quarter 4	99	99	99	8,328,355	0.12	2,034,605.9
<i>75-84 years, 2021</i>						
Quarter 1	91	91	91	7,635,736	0.12	1,719,803.0
<i>≥ 85 years, 2000</i>						
Quarter 1	*****	*****	*****	*****	2.14	5,381.1
Quarter 2	*****	*****	*****	*****	0.43	5,380.9
Quarter 3	*****	*****	*****	*****	0.86	5,470.2
Quarter 4	0	0	0	23,204	0.00	5,450.9

**Table 4. Summary of Loop Diuretic Users in the Sentinel Distributed Database (SDD) between January 1, 2000 and March 31, 2021, Cross-Stratified by Year-Quarter and Age (Years)**

	New Users	New Episodes	Adjusted Dispensings	Eligible Members <sup>1</sup>	New Users per 10,000 Eligible Members <sup>1</sup>	Eligible Member-Years <sup>1</sup>
<i>≥ 85 years, 2001</i>						
Quarter 1	*****	*****	*****	*****	0.43	5,219.4
Quarter 2	*****	*****	*****	*****	0.44	5,278.4
Quarter 3	*****	*****	*****	*****	0.88	5,336.1
Quarter 4	*****	*****	*****	*****	0.44	5,325.3
<i>≥ 85 years, 2002</i>						
Quarter 1	0	0	0	22,664	0.00	5,148.0
Quarter 2	0	0	0	22,393	0.00	5,178.3
Quarter 3	0	0	0	22,507	0.00	5,277.2
Quarter 4	0	0	0	22,396	0.00	5,250.9
<i>≥ 85 years, 2003</i>						
Quarter 1	0	0	0	22,129	0.00	5,011.8
Quarter 2	*****	*****	*****	*****	0.46	5,020.8
Quarter 3	0	0	0	21,913	0.00	5,116.7
Quarter 4	0	0	0	21,816	0.00	5,091.2
<i>≥ 85 years, 2004</i>						
Quarter 1	0	0	0	21,598	0.00	4,909.3
Quarter 2	*****	*****	*****	*****	0.48	4,829.8
Quarter 3	*****	*****	*****	*****	1.43	4,886.8
Quarter 4	*****	*****	*****	*****	0.48	4,881.2
<i>≥ 85 years, 2005</i>						
Quarter 1	*****	*****	*****	*****	0.48	4,715.1
Quarter 2	0	0	0	20,328	0.00	4,728.3
Quarter 3	*****	*****	*****	*****	0.49	4,792.7
Quarter 4	*****	*****	*****	*****	0.49	4,800.9
<i>≥ 85 years, 2006</i>						
Quarter 1	*****	*****	*****	*****	0.59	19,165.3
Quarter 2	*****	*****	*****	*****	0.22	20,654.2
Quarter 3	*****	*****	*****	*****	0.78	21,738.8
Quarter 4	*****	*****	*****	*****	0.43	22,152.5
<i>≥ 85 years, 2007</i>						
Quarter 1	*****	*****	*****	*****	0.82	42,681.3
Quarter 2	*****	*****	*****	*****	0.37	44,700.6
Quarter 3	*****	*****	*****	*****	0.32	45,641.3
Quarter 4	*****	*****	*****	*****	0.37	46,245.8
<i>≥ 85 years, 2008</i>						
Quarter 1	23	23	23	303,097	0.76	71,863.1
Quarter 2	12	12	12	308,409	0.39	73,598.3
Quarter 3	*****	*****	*****	*****	0.22	75,695.4
Quarter 4	*****	*****	*****	*****	0.32	76,867.2

**Table 4. Summary of Loop Diuretic Users in the Sentinel Distributed Database (SDD) between January 1, 2000 and March 31, 2021, Cross-Stratified by Year-Quarter and Age (Years)**

	New Users	New Episodes	Adjusted Dispensings	Eligible Members <sup>1</sup>	New Users per 10,000 Eligible Members <sup>1</sup>	Eligible Member-Years <sup>1</sup>
<i>≥ 85 years, 2009</i>						
Quarter 1	14	14	14	320,241	0.44	75,166.6
Quarter 2	14	14	14	321,031	0.44	76,862.3
Quarter 3	*****	*****	*****	*****	0.12	79,077.5
Quarter 4	*****	*****	*****	*****	0.27	80,278.0
<i>≥ 85 years, 2010</i>						
Quarter 1	482	482	482	2,535,645	1.90	599,591.7
Quarter 2	142	142	142	2,528,145	0.56	606,498.6
Quarter 3	116	116	116	2,540,970	0.46	616,651.1
Quarter 4	109	109	109	2,545,880	0.43	618,328.6
<i>≥ 85 years, 2011</i>						
Quarter 1	165	165	165	2,622,803	0.63	620,637.6
Quarter 2	139	139	139	2,608,630	0.53	626,449.4
Quarter 3	115	115	115	2,621,077	0.44	636,288.8
Quarter 4	128	128	128	2,628,732	0.49	639,016.2
<i>≥ 85 years, 2012</i>						
Quarter 1	182	182	182	2,732,926	0.67	654,340.1
Quarter 2	133	133	133	2,729,482	0.49	655,292.0
Quarter 3	122	122	122	2,747,801	0.44	667,176.4
Quarter 4	120	120	120	2,755,700	0.44	669,640.8
<i>≥ 85 years, 2013</i>						
Quarter 1	250	250	250	3,076,197	0.81	727,436.1
Quarter 2	144	144	144	3,068,607	0.47	736,726.6
Quarter 3	175	175	175	3,082,814	0.57	749,263.5
Quarter 4	144	144	144	3,095,169	0.47	752,738.6
<i>≥ 85 years, 2014</i>						
Quarter 1	194	194	194	3,155,476	0.61	748,856.5
Quarter 2	153	153	153	3,153,631	0.49	757,375.1
Quarter 3	131	131	131	3,160,272	0.41	767,470.9
Quarter 4	124	124	124	3,166,344	0.39	769,082.7
<i>≥ 85 years, 2015</i>						
Quarter 1	136	136	136	3,187,459	0.43	753,571.3
Quarter 2	128	128	128	3,164,783	0.40	758,786.9
Quarter 3	114	114	114	3,175,657	0.36	770,679.5
Quarter 4	77	77	77	3,181,886	0.24	773,594.4
<i>≥ 85 years, 2016</i>						
Quarter 1	99	99	99	3,222,076	0.31	773,024.1
Quarter 2	92	92	92	3,208,558	0.29	771,424.8
Quarter 3	83	83	83	3,220,061	0.26	783,037.2
Quarter 4	103	103	103	3,229,802	0.32	784,893.8

**Table 4. Summary of Loop Diuretic Users in the Sentinel Distributed Database (SDD) between January 1, 2000 and March 31, 2021, Cross-Stratified by Year-Quarter and Age (Years)**

	New Users	New Episodes	Adjusted Dispensings	Eligible Members <sup>1</sup>	New Users per 10,000 Eligible Members <sup>1</sup>	Eligible Member-Years <sup>1</sup>
<i>≥ 85 years, 2017</i>						
Quarter 1	82	82	82	3,195,843	0.26	757,574.2
Quarter 2	99	99	99	3,171,817	0.31	762,765.7
Quarter 3	82	82	82	3,182,381	0.26	773,873.8
Quarter 4	87	87	87	3,187,976	0.27	775,548.9
<i>≥ 85 years, 2018</i>						
Quarter 1	98	98	98	3,160,062	0.31	748,799.5
Quarter 2	97	97	97	3,130,815	0.31	753,091.0
Quarter 3	86	86	86	3,133,152	0.27	762,413.9
Quarter 4	64	64	64	3,134,383	0.20	762,548.7
<i>≥ 85 years, 2019</i>						
Quarter 1	89	89	89	3,153,246	0.28	748,184.1
Quarter 2	76	76	76	3,138,227	0.24	753,914.9
Quarter 3	54	54	54	3,149,303	0.17	764,450.4
Quarter 4	51	51	51	3,159,061	0.16	768,079.2
<i>≥ 85 years, 2020</i>						
Quarter 1	74	74	74	3,198,765	0.23	765,390.5
Quarter 2	42	42	42	3,179,312	0.13	761,269.6
Quarter 3	40	40	40	3,170,944	0.13	768,444.0
Quarter 4	81	81	81	3,158,523	0.26	766,733.7
<i>≥ 85 years, 2021</i>						
Quarter 1	61	61	61	2,897,791	0.21	655,414.7
<b>First Use with 365 Days of Enrollment</b>						
<i>Loop Diuretics</i>						
<i>18-44 years, 2000</i>						
Quarter 1	0	0	0	0	NaN	0.0
Quarter 2	0	0	0	0	NaN	0.0
Quarter 3	0	0	0	0	NaN	0.0
Quarter 4	106	106	108	391,663	2.71	1,072.3
<i>18-44 years, 2001</i>						
Quarter 1	6,002	6,002	6,045	409,641	146.52	96,324.6
Quarter 2	2,158	2,158	2,178	408,946	52.77	98,311.3
Quarter 3	1,644	1,644	1,662	416,289	39.49	101,018.0
Quarter 4	1,252	1,252	1,256	422,222	29.65	102,548.9
<i>18-44 years, 2002</i>						
Quarter 1	1,304	1,304	1,313	397,705	32.79	94,551.6
Quarter 2	1,721	1,721	1,730	405,863	42.40	94,357.9
Quarter 3	1,539	1,539	1,545	393,817	39.08	95,276.3
Quarter 4	1,122	1,122	1,131	388,428	28.89	87,310.1

**Table 4. Summary of Loop Diuretic Users in the Sentinel Distributed Database (SDD) between January 1, 2000 and March 31, 2021, Cross-Stratified by Year-Quarter and Age (Years)**

	New Users	New Episodes	Adjusted Dispensings	Eligible Members <sup>1</sup>	New Users per 10,000 Eligible Members <sup>1</sup>	Eligible Member-Years <sup>1</sup>
<i>18-44 years, 2003</i>						
Quarter 1	1,110	1,110	1,121	338,107	32.83	79,691.0
Quarter 2	1,394	1,394	1,406	332,140	41.97	78,179.3
Quarter 3	1,339	1,339	1,354	328,793	40.72	78,669.8
Quarter 4	1,002	1,002	1,011	325,416	30.79	78,135.1
<i>18-44 years, 2004</i>						
Quarter 1	1,053	1,053	1,067	330,576	31.85	77,404.4
Quarter 2	1,316	1,316	1,323	335,693	39.20	77,960.1
Quarter 3	1,309	1,309	1,315	337,334	38.80	78,483.8
Quarter 4	1,076	1,076	1,091	336,445	31.98	78,550.2
<i>18-44 years, 2005</i>						
Quarter 1	1,005	1,005	1,013	330,639	30.40	76,227.3
Quarter 2	1,314	1,314	1,320	330,360	39.77	77,916.1
Quarter 3	952	952	956	340,629	27.95	76,181.0
Quarter 4	664	664	666	310,998	21.35	73,342.5
<i>18-44 years, 2006</i>						
Quarter 1	542	542	544	285,424	18.99	65,520.0
Quarter 2	709	709	711	285,186	24.86	66,408.5
Quarter 3	691	691	692	283,270	24.39	67,165.8
Quarter 4	454	454	457	286,751	15.83	67,227.3
<i>18-44 years, 2007</i>						
Quarter 1	6,934	6,934	6,966	3,557,742	19.49	825,550.6
Quarter 2	3,812	3,812	3,829	3,570,748	10.68	838,601.0
Quarter 3	3,223	3,223	3,233	3,607,398	8.93	847,828.9
Quarter 4	2,347	2,347	2,362	3,677,468	6.38	876,287.2
<i>18-44 years, 2008</i>						
Quarter 1	4,119	4,119	4,143	4,248,725	9.69	976,723.2
Quarter 2	3,822	3,822	3,842	4,303,269	8.88	979,933.3
Quarter 3	3,395	3,395	3,409	4,318,775	7.86	989,687.3
Quarter 4	2,759	2,759	2,771	10,758,948	2.56	1,010,578.5
<i>18-44 years, 2009</i>						
Quarter 1	12,398	12,398	12,459	10,062,100	12.32	2,315,355.2
Quarter 2	8,706	8,706	8,754	9,992,442	8.71	2,340,549.7
Quarter 3	7,273	7,273	7,302	10,160,155	7.16	2,375,037.3
Quarter 4	5,218	5,218	5,239	9,932,451	5.25	2,372,612.9
<i>18-44 years, 2010</i>						
Quarter 1	6,247	6,247	6,290	9,680,379	6.45	2,249,268.3
Quarter 2	7,321	7,321	7,355	9,561,480	7.66	2,251,820.7
Quarter 3	6,362	6,362	6,385	9,585,085	6.64	2,251,990.1
Quarter 4	4,324	4,324	4,338	9,304,472	4.65	2,229,299.0

**Table 4. Summary of Loop Diuretic Users in the Sentinel Distributed Database (SDD) between January 1, 2000 and March 31, 2021, Cross-Stratified by Year-Quarter and Age (Years)**

	New Users	New Episodes	Adjusted Dispensings	Eligible Members <sup>1</sup>	New Users per 10,000 Eligible Members <sup>1</sup>	Eligible Member-Years <sup>1</sup>
<i>18-44 years, 2011</i>						
Quarter 1	42,200	42,200	42,585	10,109,586	41.74	2,355,088.5
Quarter 2	17,082	17,082	17,186	10,070,963	16.96	2,376,268.5
Quarter 3	14,009	14,009	14,103	10,202,248	13.73	2,403,634.4
Quarter 4	10,294	10,294	10,362	10,069,811	10.22	2,416,632.6
<i>18-44 years, 2012</i>						
Quarter 1	11,808	11,808	11,888	10,066,029	11.73	2,330,351.9
Quarter 2	12,288	12,288	12,350	10,180,068	12.07	2,333,950.7
Quarter 3	11,325	11,325	11,402	10,365,625	10.93	2,367,040.9
Quarter 4	9,034	9,034	9,099	10,692,774	8.45	2,380,569.3
<i>18-44 years, 2013</i>						
Quarter 1	9,573	9,573	9,642	9,868,943	9.70	2,307,962.5
Quarter 2	11,477	11,477	11,545	9,841,122	11.66	2,327,274.1
Quarter 3	10,620	10,620	10,690	9,996,437	10.62	2,359,905.5
Quarter 4	8,212	8,212	8,259	9,767,895	8.41	2,345,352.0
<i>18-44 years, 2014</i>						
Quarter 1	10,769	10,769	10,852	10,663,128	10.10	2,501,040.0
Quarter 2	11,609	11,609	11,686	10,628,491	10.92	2,514,066.9
Quarter 3	10,854	10,854	10,919	10,814,086	10.04	2,556,305.6
Quarter 4	8,125	8,125	8,172	10,703,663	7.59	2,557,687.8
<i>18-44 years, 2015</i>						
Quarter 1	10,640	10,640	10,734	11,122,643	9.57	2,608,835.5
Quarter 2	11,902	11,902	11,983	11,232,001	10.60	2,659,759.7
Quarter 3	10,673	10,673	10,747	11,370,314	9.39	2,695,438.0
Quarter 4	8,398	8,398	8,454	11,268,507	7.45	2,697,390.0
<i>18-44 years, 2016</i>						
Quarter 1	10,655	10,655	10,735	11,542,451	9.23	2,687,446.8
Quarter 2	10,992	10,992	11,083	11,684,295	9.41	2,700,914.2
Quarter 3	10,419	10,419	10,494	11,868,038	8.78	2,733,343.7
Quarter 4	8,226	8,226	8,298	13,140,228	6.26	2,749,104.8
<i>18-44 years, 2017</i>						
Quarter 1	9,685	9,685	9,790	11,539,714	8.39	2,705,310.4
Quarter 2	10,339	10,339	10,419	11,550,910	8.95	2,734,177.3
Quarter 3	9,574	9,574	9,659	11,661,677	8.21	2,766,006.5
Quarter 4	7,641	7,641	7,721	11,662,400	6.55	2,792,244.5
<i>18-44 years, 2018</i>						
Quarter 1	9,124	9,124	9,200	11,521,385	7.92	2,708,853.5
Quarter 2	10,058	10,058	10,133	11,487,161	8.76	2,722,221.9
Quarter 3	9,304	9,304	9,388	11,550,980	8.05	2,735,817.7
Quarter 4	7,313	7,313	7,389	11,421,750	6.40	2,738,609.7

**Table 4. Summary of Loop Diuretic Users in the Sentinel Distributed Database (SDD) between January 1, 2000 and March 31, 2021, Cross-Stratified by Year-Quarter and Age (Years)**

	New Users	New Episodes	Adjusted Dispensings	Eligible Members <sup>1</sup>	New Users per 10,000 Eligible Members <sup>1</sup>	Eligible Member-Years <sup>1</sup>
<i>18-44 years, 2019</i>						
Quarter 1	8,318	8,318	8,406	11,195,487	7.43	2,636,061.0
Quarter 2	9,294	9,294	9,412	11,225,263	8.28	2,660,211.7
Quarter 3	8,996	8,996	9,088	11,367,273	7.91	2,689,114.1
Quarter 4	6,831	6,831	6,925	11,210,586	6.09	2,692,897.8
<i>18-44 years, 2020</i>						
Quarter 1	7,660	7,660	7,761	10,825,061	7.08	2,533,755.2
Quarter 2	7,628	7,628	7,713	10,875,554	7.01	2,527,636.0
Quarter 3	8,082	8,082	8,178	11,062,785	7.31	2,552,566.2
Quarter 4	6,542	6,542	6,610	11,887,813	5.50	2,550,415.3
<i>18-44 years, 2021</i>						
Quarter 1	5,491	5,491	5,552	5,298,569	10.36	1,234,275.7
<i>45-64 years, 2000</i>						
Quarter 1	0	0	0	0	NaN	0.0
Quarter 2	0	0	0	0	NaN	0.0
Quarter 3	0	0	0	0	NaN	0.0
Quarter 4	651	651	656	206,726	31.49	566.0
<i>45-64 years, 2001</i>						
Quarter 1	23,842	23,842	24,065	214,900	1,109.45	47,089.2
Quarter 2	4,762	4,762	4,785	194,076	245.37	46,241.9
Quarter 3	3,512	3,512	3,543	193,760	181.26	46,769.2
Quarter 4	2,817	2,817	2,841	194,272	145.00	47,070.6
<i>45-64 years, 2002</i>						
Quarter 1	2,828	2,828	2,851	191,029	148.04	45,201.4
Quarter 2	3,478	3,478	3,523	194,644	178.69	45,783.8
Quarter 3	3,143	3,143	3,169	193,465	162.46	46,605.5
Quarter 4	2,521	2,521	2,537	192,976	130.64	45,044.5
<i>45-64 years, 2003</i>						
Quarter 1	2,555	2,555	2,589	181,457	140.80	42,786.3
Quarter 2	3,067	3,067	3,098	181,674	168.82	42,913.1
Quarter 3	2,759	2,759	2,780	178,523	154.55	43,263.0
Quarter 4	2,041	2,041	2,054	176,061	115.93	42,802.1
<i>45-64 years, 2004</i>						
Quarter 1	2,459	2,459	2,473	176,397	139.40	42,050.0
Quarter 2	2,692	2,692	2,710	175,794	153.13	41,794.4
Quarter 3	2,569	2,569	2,593	175,348	146.51	41,932.7
Quarter 4	2,155	2,155	2,174	174,511	123.49	41,754.2

**Table 4. Summary of Loop Diuretic Users in the Sentinel Distributed Database (SDD) between January 1, 2000 and March 31, 2021, Cross-Stratified by Year-Quarter and Age (Years)**

	New Users	New Episodes	Adjusted Dispensings	Eligible Members <sup>1</sup>	New Users per 10,000 Eligible Members <sup>1</sup>	Eligible Member-Years <sup>1</sup>
<i>45-64 years, 2005</i>						
Quarter 1	2,285	2,285	2,309	174,540	130.92	40,831.3
Quarter 2	2,489	2,489	2,498	173,329	143.60	41,313.2
Quarter 3	1,615	1,615	1,623	174,455	92.57	36,590.0
Quarter 4	1,152	1,152	1,158	130,181	88.49	30,479.6
<i>45-64 years, 2006</i>						
Quarter 1	734	734	740	95,985	76.47	21,140.5
Quarter 2	760	760	767	87,267	87.09	20,475.5
Quarter 3	671	671	671	84,170	79.72	20,339.5
Quarter 4	467	467	468	84,025	55.58	20,224.1
<i>45-64 years, 2007</i>						
Quarter 1	43,143	43,143	43,395	2,818,456	153.07	661,893.6
Quarter 2	13,691	13,691	13,760	2,807,756	48.76	671,814.0
Quarter 3	10,120	10,120	10,171	2,808,380	36.04	678,846.6
Quarter 4	8,418	8,418	8,455	2,917,015	28.86	708,344.5
<i>45-64 years, 2008</i>						
Quarter 1	27,027	27,027	27,238	3,503,951	77.13	821,783.6
Quarter 2	15,011	15,011	15,095	3,544,960	42.34	828,410.1
Quarter 3	11,970	11,970	12,019	3,532,731	33.88	840,126.4
Quarter 4	10,991	10,991	11,067	8,497,460	12.93	858,968.3
<i>45-64 years, 2009</i>						
Quarter 1	70,865	70,865	71,295	7,995,301	88.63	1,865,613.5
Quarter 2	31,835	31,835	32,023	7,903,989	40.28	1,881,651.3
Quarter 3	25,481	25,481	25,608	7,933,141	32.12	1,906,844.5
Quarter 4	19,825	19,825	19,922	7,887,671	25.13	1,911,448.6
<i>45-64 years, 2010</i>						
Quarter 1	26,031	26,031	26,192	7,721,036	33.71	1,816,384.8
Quarter 2	24,999	24,999	25,116	7,659,662	32.64	1,829,310.1
Quarter 3	21,714	21,714	21,834	7,616,490	28.51	1,836,723.3
Quarter 4	16,496	16,496	16,595	7,533,848	21.90	1,829,174.9
<i>45-64 years, 2011</i>						
Quarter 1	310,784	310,784	313,787	9,994,489	310.96	2,320,044.2
Quarter 2	84,927	84,927	85,475	9,731,833	87.27	2,324,558.3
Quarter 3	65,624	65,624	66,005	9,725,326	67.48	2,346,627.3
Quarter 4	48,932	48,932	49,226	9,681,742	50.54	2,348,700.0
<i>45-64 years, 2012</i>						
Quarter 1	62,345	62,345	62,831	9,623,675	64.78	2,264,808.8
Quarter 2	55,817	55,817	56,197	9,670,529	57.72	2,262,963.1
Quarter 3	52,489	52,489	52,857	9,627,050	54.52	2,287,882.7
Quarter 4	43,786	43,786	44,062	10,091,917	43.39	2,294,415.9



**Table 4. Summary of Loop Diuretic Users in the Sentinel Distributed Database (SDD) between January 1, 2000 and March 31, 2021, Cross-Stratified by Year-Quarter and Age (Years)**

	New Users	New Episodes	Adjusted Dispensings	Eligible Members <sup>1</sup>	New Users per 10,000 Eligible Members <sup>1</sup>	Eligible Member-Years <sup>1</sup>
<i>45-64 years, 2013</i>						
Quarter 1	54,808	54,808	55,263	9,484,488	57.79	2,244,801.1
Quarter 2	52,868	52,868	53,239	9,460,978	55.88	2,266,064.3
Quarter 3	50,100	50,100	50,433	9,501,334	52.73	2,299,889.5
Quarter 4	40,628	40,628	40,918	9,468,809	42.91	2,298,355.6
<i>45-64 years, 2014</i>						
Quarter 1	69,815	69,815	70,509	10,323,393	67.63	2,443,182.5
Quarter 2	56,078	56,078	56,514	10,204,183	54.96	2,443,341.3
Quarter 3	52,012	52,012	52,358	10,236,865	50.81	2,474,448.2
Quarter 4	41,954	41,954	42,263	10,187,592	41.18	2,462,957.1
<i>45-64 years, 2015</i>						
Quarter 1	63,849	63,849	64,388	10,619,327	60.13	2,512,232.2
Quarter 2	57,350	57,350	57,812	10,684,680	53.67	2,559,177.9
Quarter 3	52,339	52,339	52,739	10,692,089	48.95	2,590,468.2
Quarter 4	43,551	43,551	43,891	10,712,973	40.65	2,594,967.3
<i>45-64 years, 2016</i>						
Quarter 1	63,544	63,544	64,102	11,075,254	57.37	2,612,985.6
Quarter 2	54,698	54,698	55,175	11,107,174	49.25	2,618,400.8
Quarter 3	51,474	51,474	51,908	11,099,124	46.38	2,647,973.7
Quarter 4	44,003	44,003	44,401	12,383,976	35.53	2,659,259.7
<i>45-64 years, 2017</i>						
Quarter 1	58,367	58,367	58,991	10,963,726	53.24	2,598,459.4
Quarter 2	52,469	52,469	52,898	10,920,841	48.04	2,619,912.3
Quarter 3	48,697	48,697	49,194	10,892,258	44.71	2,642,267.4
Quarter 4	42,007	42,007	42,425	10,941,549	38.39	2,648,831.2
<i>45-64 years, 2018</i>						
Quarter 1	54,821	54,821	55,478	10,759,016	50.95	2,556,050.3
Quarter 2	50,807	50,807	51,336	10,682,740	47.56	2,562,799.5
Quarter 3	46,801	46,801	47,254	10,608,316	44.12	2,570,547.7
Quarter 4	40,097	40,097	40,493	10,567,648	37.94	2,562,775.9
<i>45-64 years, 2019</i>						
Quarter 1	51,669	51,669	52,357	10,363,374	49.86	2,462,365.8
Quarter 2	47,866	47,866	48,421	10,303,005	46.46	2,469,171.4
Quarter 3	44,878	44,878	45,384	10,256,466	43.76	2,481,835.0
Quarter 4	37,221	37,221	37,690	10,184,424	36.55	2,473,306.0
<i>45-64 years, 2020</i>						
Quarter 1	51,076	51,076	51,790	10,063,800	50.75	2,384,649.0
Quarter 2	43,281	43,281	43,937	10,015,282	43.21	2,364,997.4
Quarter 3	43,300	43,300	43,937	9,971,090	43.43	2,374,175.4
Quarter 4	35,740	35,740	36,193	10,754,069	33.23	2,361,801.1

**Table 4. Summary of Loop Diuretic Users in the Sentinel Distributed Database (SDD) between January 1, 2000 and March 31, 2021, Cross-Stratified by Year-Quarter and Age (Years)**

	New Users	New Episodes	Adjusted Dispensings	Eligible Members <sup>1</sup>	New Users per 10,000 Eligible Members <sup>1</sup>	Eligible Member-Years <sup>1</sup>
<i>45-64 years, 2021</i>						
Quarter 1	35,710	35,710	36,081	5,800,224	61.57	1,332,718.3
<i>65-74 years, 2000</i>						
Quarter 1	0	0	0	0	NaN	0.0
Quarter 2	0	0	0	0	NaN	0.0
Quarter 3	0	0	0	0	NaN	0.0
Quarter 4	566	566	575	64,012	88.42	175.3
<i>65-74 years, 2001</i>						
Quarter 1	12,406	12,406	12,505	66,944	1,853.19	13,574.7
Quarter 2	2,105	2,105	2,117	55,300	380.65	12,921.4
Quarter 3	1,446	1,446	1,459	54,282	266.39	12,926.8
Quarter 4	1,172	1,172	1,187	53,725	218.15	12,870.0
<i>65-74 years, 2002</i>						
Quarter 1	1,251	1,251	1,261	53,309	234.67	12,411.7
Quarter 2	1,364	1,364	1,375	53,388	255.49	12,537.1
Quarter 3	1,225	1,225	1,231	53,654	228.31	12,742.2
Quarter 4	983	983	994	52,784	186.23	12,518.3
<i>65-74 years, 2003</i>						
Quarter 1	1,079	1,079	1,083	51,970	207.62	12,082.3
Quarter 2	1,261	1,261	1,274	50,424	250.08	11,624.0
Quarter 3	1,089	1,089	1,098	49,330	220.76	11,708.8
Quarter 4	881	881	886	48,692	180.93	11,602.2
<i>65-74 years, 2004</i>						
Quarter 1	1,152	1,152	1,156	48,557	237.25	11,348.4
Quarter 2	1,074	1,074	1,077	48,335	222.20	11,221.9
Quarter 3	1,086	1,086	1,096	47,751	227.43	11,126.5
Quarter 4	771	771	777	46,460	165.95	10,913.5
<i>65-74 years, 2005</i>						
Quarter 1	861	861	868	45,702	188.39	10,451.2
Quarter 2	929	929	940	44,519	208.67	10,375.2
Quarter 3	678	678	680	44,596	152.03	9,503.8
Quarter 4	612	612	613	36,255	168.80	8,492.8
<i>65-74 years, 2006</i>						
Quarter 1	0	0	0	0	NaN	0.0
Quarter 2	0	0	0	0	NaN	0.0
Quarter 3	0	0	0	0	NaN	0.0
Quarter 4	0	0	0	0	NaN	0.0

**Table 4. Summary of Loop Diuretic Users in the Sentinel Distributed Database (SDD) between January 1, 2000 and March 31, 2021, Cross-Stratified by Year-Quarter and Age (Years)**

	New Users	New Episodes	Adjusted Dispensings	Eligible Members <sup>1</sup>	New Users per 10,000 Eligible Members <sup>1</sup>	Eligible Member-Years <sup>1</sup>
<i>65-74 years, 2007</i>						
Quarter 1	22,126	22,126	22,274	400,374	552.63	88,681.5
Quarter 2	6,535	6,535	6,575	417,797	156.42	95,422.0
Quarter 3	4,051	4,051	4,068	419,045	96.67	100,325.3
Quarter 4	3,325	3,325	3,343	429,148	77.48	102,991.6
<i>65-74 years, 2008</i>						
Quarter 1	34,396	34,396	34,602	931,387	369.30	209,150.5
Quarter 2	11,912	11,912	11,977	906,304	131.43	212,661.8
Quarter 3	8,516	8,516	8,562	904,671	94.13	216,465.5
Quarter 4	7,504	7,504	7,536	1,538,659	48.77	219,412.5
<i>65-74 years, 2009</i>						
Quarter 1	35,468	35,468	35,705	1,420,480	249.69	327,002.9
Quarter 2	16,879	16,879	16,981	1,404,366	120.19	333,156.9
Quarter 3	12,633	12,633	12,708	1,409,799	89.61	339,045.0
Quarter 4	10,329	10,329	10,396	1,406,282	73.45	339,946.4
<i>65-74 years, 2010</i>						
Quarter 1	15,908	15,908	16,052	1,379,449	115.32	321,822.8
Quarter 2	12,824	12,824	12,897	1,362,911	94.09	325,626.2
Quarter 3	10,379	10,379	10,442	1,359,887	76.32	328,011.0
Quarter 4	8,790	8,790	8,857	1,349,789	65.12	327,377.6
<i>65-74 years, 2011</i>						
Quarter 1	536,254	536,254	540,818	7,034,057	762.37	1,595,192.7
Quarter 2	130,795	130,795	131,669	6,565,449	199.22	1,569,939.2
Quarter 3	89,915	89,915	90,502	6,542,609	137.43	1,583,483.5
Quarter 4	68,838	68,838	69,261	6,507,806	105.78	1,582,419.3
<i>65-74 years, 2012</i>						
Quarter 1	103,993	103,993	104,789	6,884,098	151.06	1,628,769.6
Quarter 2	81,337	81,337	81,926	6,886,568	118.11	1,625,755.7
Quarter 3	72,267	72,267	72,741	6,926,011	104.34	1,653,059.2
Quarter 4	65,021	65,021	65,482	7,639,282	85.11	1,667,117.4
<i>65-74 years, 2013</i>						
Quarter 1	98,493	98,493	99,409	7,246,129	135.92	1,712,691.0
Quarter 2	82,353	82,353	83,045	7,241,072	113.73	1,736,455.6
Quarter 3	74,601	74,601	75,145	7,314,619	101.99	1,771,338.9
Quarter 4	62,667	62,667	63,157	7,316,297	85.65	1,780,593.5
<i>65-74 years, 2014</i>						
Quarter 1	141,466	141,466	142,855	8,515,414	166.13	2,014,415.0
Quarter 2	95,893	95,893	96,684	8,491,247	112.93	2,037,260.4
Quarter 3	82,634	82,634	83,257	8,541,814	96.74	2,071,097.4
Quarter 4	69,766	69,766	70,295	8,535,928	81.73	2,078,835.5

**Table 4. Summary of Loop Diuretic Users in the Sentinel Distributed Database (SDD) between January 1, 2000 and March 31, 2021, Cross-Stratified by Year-Quarter and Age (Years)**

	New Users	New Episodes	Adjusted Dispensings	Eligible Members <sup>1</sup>	New Users per 10,000 Eligible Members <sup>1</sup>	Eligible Member-Years <sup>1</sup>
<i>65-74 years, 2015</i>						
Quarter 1	106,430	106,430	107,471	8,981,159	118.50	2,130,898.7
Quarter 2	91,840	91,840	92,592	8,991,037	102.15	2,159,665.5
Quarter 3	83,870	83,870	84,572	9,096,350	92.20	2,204,437.5
Quarter 4	72,586	72,586	73,242	9,124,348	79.55	2,222,185.4
<i>65-74 years, 2016</i>						
Quarter 1	109,971	109,971	111,034	9,693,463	113.45	2,298,565.5
Quarter 2	91,675	91,675	92,515	9,760,913	93.92	2,307,040.7
Quarter 3	84,643	84,643	85,403	9,836,117	86.05	2,355,056.8
Quarter 4	73,907	73,907	74,619	10,541,743	70.11	2,375,574.0
<i>65-74 years, 2017</i>						
Quarter 1	105,065	105,065	106,202	9,969,670	105.38	2,366,926.7
Quarter 2	91,529	91,529	92,391	9,973,243	91.77	2,397,842.6
Quarter 3	85,617	85,617	86,474	10,078,327	84.95	2,445,243.3
Quarter 4	73,713	73,713	74,435	10,093,084	73.03	2,455,091.0
<i>65-74 years, 2018</i>						
Quarter 1	99,505	99,505	100,735	10,325,911	96.36	2,452,331.4
Quarter 2	92,512	92,512	93,550	10,308,500	89.74	2,478,486.4
Quarter 3	85,355	85,355	86,184	10,408,760	82.00	2,525,522.1
Quarter 4	74,199	74,199	75,026	10,425,557	71.17	2,540,071.7
<i>65-74 years, 2019</i>						
Quarter 1	97,595	97,595	98,950	10,550,431	92.50	2,509,084.9
Quarter 2	91,679	91,679	92,822	10,562,394	86.80	2,541,405.1
Quarter 3	85,862	85,862	86,952	10,698,728	80.25	2,596,726.1
Quarter 4	74,784	74,784	75,770	10,721,547	69.75	2,616,591.7
<i>65-74 years, 2020</i>						
Quarter 1	107,824	107,824	109,345	11,170,097	96.53	2,649,574.6
Quarter 2	82,465	82,465	83,675	11,227,743	73.45	2,665,397.5
Quarter 3	86,311	86,311	87,505	11,351,152	76.04	2,720,233.9
Quarter 4	75,223	75,223	76,236	12,286,522	61.22	2,742,797.9
<i>65-74 years, 2021</i>						
Quarter 1	87,107	87,107	87,989	10,403,520	83.73	2,369,644.2
<i>75-84 years, 2000</i>						
Quarter 1	0	0	0	0	NaN	0.0
Quarter 2	0	0	0	0	NaN	0.0
Quarter 3	0	0	0	0	NaN	0.0
Quarter 4	971	971	976	33,567	289.27	91.9

**Table 4. Summary of Loop Diuretic Users in the Sentinel Distributed Database (SDD) between January 1, 2000 and March 31, 2021, Cross-Stratified by Year-Quarter and Age (Years)**

	New Users	New Episodes	Adjusted Dispensings	Eligible Members <sup>1</sup>	New Users per 10,000 Eligible Members <sup>1</sup>	Eligible Member-Years <sup>1</sup>
<i>75-84 years, 2001</i>						
Quarter 1	8,488	8,488	8,552	34,431	2,465.22	6,558.8
Quarter 2	1,396	1,396	1,404	26,156	533.72	5,998.8
Quarter 3	1,111	1,111	1,120	25,301	439.11	5,907.5
Quarter 4	844	844	848	24,709	341.58	5,820.4
<i>75-84 years, 2002</i>						
Quarter 1	886	886	890	24,528	361.22	5,580.9
Quarter 2	952	952	961	24,313	391.56	5,594.1
Quarter 3	827	827	831	24,173	342.12	5,634.3
Quarter 4	746	746	754	23,778	313.74	5,595.2
<i>75-84 years, 2003</i>						
Quarter 1	784	784	792	23,679	331.10	5,403.4
Quarter 2	937	937	944	23,323	401.75	5,344.2
Quarter 3	825	825	835	22,986	358.91	5,356.6
Quarter 4	651	651	654	22,661	287.28	5,337.4
<i>75-84 years, 2004</i>						
Quarter 1	920	920	925	22,753	404.34	5,184.9
Quarter 2	797	797	800	22,263	357.99	5,076.9
Quarter 3	800	800	802	22,145	361.26	5,086.9
Quarter 4	672	672	675	21,921	306.56	5,062.8
<i>75-84 years, 2005</i>						
Quarter 1	673	673	678	21,791	308.84	4,922.4
Quarter 2	727	727	730	21,609	336.43	4,968.5
Quarter 3	647	647	653	21,890	295.57	4,897.6
Quarter 4	589	589	593	20,403	288.68	4,795.3
<i>75-84 years, 2006</i>						
Quarter 1	0	0	0	0	NaN	0.0
Quarter 2	0	0	0	0	NaN	0.0
Quarter 3	0	0	0	0	NaN	0.0
Quarter 4	0	0	0	0	NaN	0.0
<i>75-84 years, 2007</i>						
Quarter 1	23,528	23,528	23,660	216,975	1,084.36	46,475.6
Quarter 2	6,890	6,890	6,949	218,876	314.79	49,493.1
Quarter 3	3,932	3,932	3,956	215,259	182.66	51,922.8
Quarter 4	3,098	3,098	3,114	216,643	143.00	52,407.0
<i>75-84 years, 2008</i>						
Quarter 1	33,180	33,180	33,387	515,925	643.12	115,188.2
Quarter 2	10,131	10,131	10,191	482,246	210.08	114,568.0
Quarter 3	6,908	6,908	6,942	476,846	144.87	115,197.1
Quarter 4	6,643	6,643	6,679	794,654	83.60	115,738.7

**Table 4. Summary of Loop Diuretic Users in the Sentinel Distributed Database (SDD) between January 1, 2000 and March 31, 2021, Cross-Stratified by Year-Quarter and Age (Years)**

	<b>New Users</b>	<b>New Episodes</b>	<b>Adjusted Dispensings</b>	<b>Eligible Members<sup>1</sup></b>	<b>New Users per 10,000 Eligible Members<sup>1</sup></b>	<b>Eligible Member-Years<sup>1</sup></b>
<i>75-84 years, 2009</i>						
Quarter 1	35,190	35,190	35,458	742,755	473.78	170,428.8
Quarter 2	14,447	14,447	14,535	720,265	200.58	171,241.2
Quarter 3	10,026	10,026	10,098	715,139	140.20	172,977.9
Quarter 4	8,523	8,523	8,560	711,618	119.77	172,554.8
<i>75-84 years, 2010</i>						
Quarter 1	13,373	13,373	13,476	702,294	190.42	164,337.9
Quarter 2	10,530	10,530	10,603	691,641	152.25	165,568.5
Quarter 3	8,199	8,199	8,263	689,399	118.93	167,007.1
Quarter 4	7,359	7,359	7,390	686,999	107.12	166,804.8
<i>75-84 years, 2011</i>						
Quarter 1	629,815	629,815	634,633	4,910,297	1,282.64	1,069,533.3
Quarter 2	132,903	132,903	133,809	4,307,710	308.52	1,022,130.4
Quarter 3	85,328	85,328	85,822	4,220,515	202.17	1,018,005.6
Quarter 4	65,293	65,293	65,709	4,162,119	156.87	1,008,587.3
<i>75-84 years, 2012</i>						
Quarter 1	98,988	98,988	99,771	4,327,035	228.77	1,027,479.7
Quarter 2	74,105	74,105	74,644	4,265,195	173.74	1,016,174.3
Quarter 3	62,560	62,560	62,936	4,240,086	147.54	1,022,400.6
Quarter 4	55,433	55,433	55,787	4,580,489	121.02	1,020,023.4
<i>75-84 years, 2013</i>						
Quarter 1	90,382	90,382	91,166	4,402,982	205.27	1,036,427.3
Quarter 2	71,108	71,108	71,680	4,346,870	163.58	1,039,569.5
Quarter 3	59,717	59,717	60,132	4,344,025	137.47	1,050,589.0
Quarter 4	52,195	52,195	52,597	4,327,675	120.61	1,049,873.3
<i>75-84 years, 2014</i>						
Quarter 1	142,370	142,370	143,967	5,052,912	281.76	1,186,525.9
Quarter 2	84,516	84,516	85,190	4,972,373	169.97	1,188,515.8
Quarter 3	66,108	66,108	66,622	4,942,567	133.75	1,195,829.0
Quarter 4	57,469	57,469	57,887	4,919,843	116.81	1,194,220.8
<i>75-84 years, 2015</i>						
Quarter 1	90,861	90,861	91,792	5,095,751	178.31	1,202,997.5
Quarter 2	75,328	75,328	75,997	5,053,870	149.05	1,209,870.9
Quarter 3	64,521	64,521	65,033	5,067,100	127.33	1,225,091.0
Quarter 4	57,277	57,277	57,793	5,066,111	113.06	1,229,601.8
<i>75-84 years, 2016</i>						
Quarter 1	86,903	86,903	87,869	5,240,473	165.83	1,249,351.9
Quarter 2	71,688	71,688	72,347	5,242,157	136.75	1,249,748.3
Quarter 3	62,924	62,924	63,506	5,269,801	119.40	1,272,975.9
Quarter 4	56,765	56,765	57,351	5,563,398	102.03	1,281,502.7

**Table 4. Summary of Loop Diuretic Users in the Sentinel Distributed Database (SDD) between January 1, 2000 and March 31, 2021, Cross-Stratified by Year-Quarter and Age (Years)**

	New Users	New Episodes	Adjusted Dispensings	Eligible Members <sup>1</sup>	New Users per 10,000 Eligible Members <sup>1</sup>	Eligible Member-Years <sup>1</sup>
<i>75-84 years, 2017</i>						
Quarter 1	84,329	84,329	85,296	5,347,539	157.70	1,263,980.4
Quarter 2	70,350	70,350	70,990	5,334,620	131.87	1,279,358.6
Quarter 3	61,926	61,926	62,587	5,384,297	115.01	1,303,051.0
Quarter 4	56,343	56,343	56,920	5,446,872	103.44	1,318,464.1
<i>75-84 years, 2018</i>						
Quarter 1	78,020	78,020	79,017	5,558,169	140.37	1,314,858.9
Quarter 2	71,836	71,836	72,619	5,567,004	129.04	1,335,468.0
Quarter 3	62,173	62,173	62,788	5,615,689	110.71	1,361,506.2
Quarter 4	57,089	57,089	57,780	5,650,274	101.04	1,373,557.9
<i>75-84 years, 2019</i>						
Quarter 1	74,779	74,779	75,835	5,680,488	131.64	1,347,864.6
Quarter 2	71,470	71,470	72,337	5,679,506	125.84	1,364,254.7
Quarter 3	63,275	63,275	64,059	5,724,851	110.53	1,389,189.4
Quarter 4	56,792	56,792	57,551	5,747,461	98.81	1,398,420.5
<i>75-84 years, 2020</i>						
Quarter 1	84,643	84,643	85,903	5,902,615	143.40	1,409,337.5
Quarter 2	60,486	60,486	61,362	5,889,879	102.69	1,413,193.8
Quarter 3	60,903	60,903	61,752	5,927,437	102.75	1,434,778.4
Quarter 4	54,493	54,493	55,231	6,330,219	86.08	1,443,263.0
<i>75-84 years, 2021</i>						
Quarter 1	63,730	63,730	64,378	5,536,147	115.12	1,251,124.8
<i>≥ 85 years, 2000</i>						
Quarter 1	0	0	0	0	NaN	0.0
Quarter 2	0	0	0	0	NaN	0.0
Quarter 3	0	0	0	0	NaN	0.0
Quarter 4	1,266	1,266	1,274	18,502	684.25	50.7
<i>≥ 85 years, 2001</i>						
Quarter 1	5,149	5,149	5,181	18,322	2,810.28	3,335.8
Quarter 2	812	812	817	13,120	618.90	2,978.5
Quarter 3	632	632	634	12,555	503.39	2,897.8
Quarter 4	508	508	510	12,156	417.90	2,818.8
<i>≥ 85 years, 2002</i>						
Quarter 1	570	570	573	11,977	475.91	2,671.4
Quarter 2	615	615	620	11,627	528.94	2,632.5
Quarter 3	581	581	584	11,468	506.63	2,628.8
Quarter 4	493	493	494	11,159	441.80	2,572.1

**Table 4. Summary of Loop Diuretic Users in the Sentinel Distributed Database (SDD) between January 1, 2000 and March 31, 2021, Cross-Stratified by Year-Quarter and Age (Years)**

	New Users	New Episodes	Adjusted Dispensings	Eligible Members <sup>1</sup>	New Users per 10,000 Eligible Members <sup>1</sup>	Eligible Member-Years <sup>1</sup>
<i>≥ 85 years, 2003</i>						
Quarter 1	483	483	487	10,895	443.32	2,437.8
Quarter 2	524	524	525	10,657	491.70	2,413.9
Quarter 3	499	499	501	10,579	471.69	2,434.7
Quarter 4	458	458	460	10,399	440.43	2,391.1
<i>≥ 85 years, 2004</i>						
Quarter 1	562	562	567	10,298	545.74	2,271.7
Quarter 2	508	508	512	9,741	521.51	2,182.5
Quarter 3	501	501	503	9,623	520.63	2,169.2
Quarter 4	468	468	473	9,458	494.82	2,130.6
<i>≥ 85 years, 2005</i>						
Quarter 1	453	453	455	9,339	485.06	2,051.4
Quarter 2	437	437	441	9,149	477.65	2,060.6
Quarter 3	412	412	412	9,297	443.15	2,102.5
Quarter 4	407	407	408	9,202	442.30	2,126.9
<i>≥ 85 years, 2006</i>						
Quarter 1	0	0	0	0	NaN	0.0
Quarter 2	0	0	0	0	NaN	0.0
Quarter 3	0	0	0	0	NaN	0.0
Quarter 4	0	0	0	0	NaN	0.0
<i>≥ 85 years, 2007</i>						
Quarter 1	14,749	14,749	14,845	75,760	1,946.81	15,022.4
Quarter 2	4,167	4,167	4,193	70,028	595.05	15,367.2
Quarter 3	2,176	2,176	2,185	67,106	324.26	15,953.5
Quarter 4	1,754	1,754	1,761	67,249	260.82	16,078.4
<i>≥ 85 years, 2008</i>						
Quarter 1	16,939	16,939	17,025	160,562	1,054.98	34,134.5
Quarter 2	4,835	4,835	4,866	144,374	334.89	33,873.7
Quarter 3	3,354	3,354	3,380	142,551	235.28	34,069.2
Quarter 4	3,549	3,549	3,574	254,451	139.48	34,415.4
<i>≥ 85 years, 2009</i>						
Quarter 1	19,959	19,959	20,104	241,940	824.96	53,921.2
Quarter 2	7,156	7,156	7,210	228,805	312.76	53,765.6
Quarter 3	5,096	5,096	5,122	227,587	223.91	54,559.8
Quarter 4	4,612	4,612	4,633	227,725	202.52	54,780.2
<i>≥ 85 years, 2010</i>						
Quarter 1	7,322	7,322	7,383	226,423	323.38	52,416.9
Quarter 2	5,325	5,325	5,355	223,129	238.65	52,898.2
Quarter 3	4,440	4,440	4,469	223,436	198.71	53,699.1
Quarter 4	4,013	4,013	4,036	223,909	179.22	53,855.0



**Table 4. Summary of Loop Diuretic Users in the Sentinel Distributed Database (SDD) between January 1, 2000 and March 31, 2021, Cross-Stratified by Year-Quarter and Age (Years)**

	New Users	New Episodes	Adjusted Dispensings	Eligible Members <sup>1</sup>	New Users per 10,000 Eligible Members <sup>1</sup>	Eligible Member-Years <sup>1</sup>
<i>≥ 85 years, 2011</i>						
Quarter 1	512,689	512,689	516,153	2,320,513	2,209.38	465,982.7
Quarter 2	87,411	87,411	87,909	1,816,786	481.13	425,539.9
Quarter 3	55,660	55,660	55,993	1,762,183	315.86	421,411.4
Quarter 4	45,933	45,933	46,164	1,734,499	264.82	416,914.3
<i>≥ 85 years, 2012</i>						
Quarter 1	70,783	70,783	71,289	1,809,480	391.18	423,754.1
Quarter 2	50,105	50,105	50,382	1,765,170	283.85	416,907.8
Quarter 3	42,808	42,808	43,020	1,748,856	244.78	418,756.5
Quarter 4	40,572	40,572	40,825	1,882,209	215.56	417,161.2
<i>≥ 85 years, 2013</i>						
Quarter 1	66,717	66,717	67,274	1,819,578	366.66	422,545.9
Quarter 2	48,892	48,892	49,222	1,771,289	276.02	420,171.6
Quarter 3	41,350	41,350	41,616	1,761,455	234.75	423,497.7
Quarter 4	37,463	37,463	37,693	1,751,569	213.88	422,205.9
<i>≥ 85 years, 2014</i>						
Quarter 1	105,987	105,987	107,124	2,074,532	510.90	479,232.1
Quarter 2	57,188	57,188	57,609	2,002,690	285.56	474,923.4
Quarter 3	45,028	45,028	45,288	1,977,088	227.75	475,844.0
Quarter 4	41,262	41,262	41,561	1,961,987	210.31	472,920.8
<i>≥ 85 years, 2015</i>						
Quarter 1	64,183	64,183	64,729	2,018,038	318.05	470,996.7
Quarter 2	50,312	50,312	50,716	1,973,931	254.88	468,953.3
Quarter 3	43,004	43,004	43,269	1,965,445	218.80	472,543.0
Quarter 4	39,864	39,864	40,206	1,957,336	203.66	472,380.5
<i>≥ 85 years, 2016</i>						
Quarter 1	59,612	59,612	60,180	2,014,153	295.97	475,704.2
Quarter 2	46,905	46,905	47,250	1,987,219	236.03	470,856.0
Quarter 3	40,732	40,732	41,033	1,977,961	205.93	475,609.7
Quarter 4	38,895	38,895	39,238	2,068,725	188.01	475,344.9
<i>≥ 85 years, 2017</i>						
Quarter 1	57,643	57,643	58,299	1,972,281	292.27	461,769.9
Quarter 2	45,093	45,093	45,498	1,934,615	233.09	461,070.7
Quarter 3	39,099	39,099	39,458	1,927,817	202.81	465,030.7
Quarter 4	36,716	36,716	37,055	1,926,854	190.55	465,046.8
<i>≥ 85 years, 2018</i>						
Quarter 1	52,167	52,167	52,750	1,946,943	267.94	456,694.3
Quarter 2	44,567	44,567	45,021	1,911,659	233.13	455,861.8
Quarter 3	37,860	37,860	38,269	1,901,519	199.10	459,153.5
Quarter 4	35,647	35,647	36,034	1,894,597	188.15	457,793.2

**Table 4. Summary of Loop Diuretic Users in the Sentinel Distributed Database (SDD) between January 1, 2000 and March 31, 2021, Cross-Stratified by Year-Quarter and Age (Years)**

	New Users	New Episodes	Adjusted Dispensings	Eligible Members <sup>1</sup>	New Users per 10,000 Eligible Members <sup>1</sup>	Eligible Member-Years <sup>1</sup>
<i>≥ 85 years, 2019</i>						
Quarter 1	46,460	46,460	47,095	1,892,291	245.52	445,010.5
Quarter 2	42,950	42,950	43,496	1,869,365	229.76	445,347.4
Quarter 3	36,501	36,501	36,969	1,867,928	195.41	450,073.3
Quarter 4	34,589	34,589	35,034	1,867,756	185.19	450,952.6
<i>≥ 85 years, 2020</i>						
Quarter 1	50,582	50,582	51,344	1,914,654	264.18	452,023.7
Quarter 2	33,433	33,433	33,845	1,889,533	176.94	448,718.8
Quarter 3	32,829	32,829	33,220	1,886,273	174.04	452,741.6
Quarter 4	31,075	31,075	31,448	1,993,286	155.90	452,733.1
<i>≥ 85 years, 2021</i>						
Quarter 1	36,860	36,860	37,221	1,745,540	211.17	392,535.2
<b>Bumetanide</b>						
<i>18-44 years, 2000</i>						
Quarter 1	0	0	0	0	NaN	0.0
Quarter 2	0	0	0	0	NaN	0.0
Quarter 3	0	0	0	0	NaN	0.0
Quarter 4	*****	*****	*****	*****	0.03	1,072.3
<i>18-44 years, 2001</i>						
Quarter 1	170	170	170	409,745	4.15	97,313.9
Quarter 2	68	68	68	414,697	1.64	99,985.4
Quarter 3	64	64	64	423,860	1.51	103,089.6
Quarter 4	44	44	44	431,011	1.02	104,875.6
<i>18-44 years, 2002</i>						
Quarter 1	63	63	63	407,185	1.55	96,982.9
Quarter 2	81	81	81	416,149	1.95	97,060.0
Quarter 3	64	64	64	405,120	1.58	98,262.7
Quarter 4	58	58	58	400,665	1.45	90,384.1
<i>18-44 years, 2003</i>						
Quarter 1	51	51	51	350,247	1.46	82,740.4
Quarter 2	67	67	67	344,749	1.94	81,403.1
Quarter 3	73	73	73	342,116	2.13	82,106.1
Quarter 4	64	64	64	339,351	1.89	81,680.7
<i>18-44 years, 2004</i>						
Quarter 1	56	56	56	344,850	1.62	80,977.8
Quarter 2	69	69	69	350,363	1.97	81,667.2
Quarter 3	63	63	63	352,634	1.79	82,378.1
Quarter 4	46	46	46	352,220	1.31	82,532.5

**Table 4. Summary of Loop Diuretic Users in the Sentinel Distributed Database (SDD) between January 1, 2000 and March 31, 2021, Cross-Stratified by Year-Quarter and Age (Years)**

	New Users	New Episodes	Adjusted Dispensings	Eligible Members <sup>1</sup>	New Users per 10,000 Eligible Members <sup>1</sup>	Eligible Member-Years <sup>1</sup>
<i>18-44 years, 2005</i>						
Quarter 1	63	63	63	346,577	1.82	80,148.4
Quarter 2	51	51	51	346,434	1.47	81,986.9
Quarter 3	38	38	38	357,345	1.06	80,229.4
Quarter 4	25	25	25	326,393	0.77	77,147.5
<i>18-44 years, 2006</i>						
Quarter 1	22	22	22	297,269	0.74	68,358.3
Quarter 2	23	23	23	296,579	0.78	69,242.2
Quarter 3	23	23	23	294,658	0.78	70,045.0
Quarter 4	14	14	14	298,312	0.47	70,097.7
<i>18-44 years, 2007</i>						
Quarter 1	293	293	293	3,569,053	0.82	829,217.4
Quarter 2	153	153	153	3,587,789	0.43	843,155.7
Quarter 3	117	117	117	3,626,788	0.32	852,956.0
Quarter 4	91	91	91	3,698,633	0.25	881,732.2
<i>18-44 years, 2008</i>						
Quarter 1	183	183	183	4,270,266	0.43	982,397.2
Quarter 2	162	162	162	4,327,022	0.37	986,057.5
Quarter 3	136	136	136	4,344,124	0.31	996,227.3
Quarter 4	105	105	105	10,785,358	0.10	1,017,292.1
<i>18-44 years, 2009</i>						
Quarter 1	587	587	587	10,087,838	0.58	2,323,104.2
Quarter 2	394	394	394	10,027,438	0.39	2,349,950.6
Quarter 3	300	300	300	10,200,103	0.29	2,385,479.0
Quarter 4	238	238	238	9,974,893	0.24	2,383,541.7
<i>18-44 years, 2010</i>						
Quarter 1	307	307	307	9,720,826	0.32	2,259,544.1
Quarter 2	305	305	305	9,604,408	0.32	2,262,946.8
Quarter 3	272	272	272	9,631,193	0.28	2,263,911.9
Quarter 4	241	241	241	9,352,376	0.26	2,241,481.2
<i>18-44 years, 2011</i>						
Quarter 1	1,987	1,987	1,987	10,153,340	1.96	2,371,713.0
Quarter 2	847	847	847	10,150,068	0.83	2,397,385.5
Quarter 3	718	718	718	10,291,471	0.70	2,427,134.4
Quarter 4	584	584	584	10,165,739	0.57	2,441,333.1
<i>18-44 years, 2012</i>						
Quarter 1	655	655	655	10,161,123	0.64	2,354,632.6
Quarter 2	663	663	663	10,279,914	0.64	2,359,473.0
Quarter 3	627	627	627	10,470,271	0.60	2,393,924.5
Quarter 4	495	495	495	10,801,120	0.46	2,408,085.6

**Table 4. Summary of Loop Diuretic Users in the Sentinel Distributed Database (SDD) between January 1, 2000 and March 31, 2021, Cross-Stratified by Year-Quarter and Age (Years)**

	New Users	New Episodes	Adjusted Dispensings	Eligible Members <sup>1</sup>	New Users per 10,000 Eligible Members <sup>1</sup>	Eligible Member-Years <sup>1</sup>
<i>18-44 years, 2013</i>						
Quarter 1	638	638	638	9,975,797	0.64	2,334,628.2
Quarter 2	692	692	692	9,949,860	0.70	2,354,928.2
Quarter 3	690	690	690	10,108,968	0.68	2,388,652.2
Quarter 4	556	556	556	9,882,757	0.56	2,374,453.7
<i>18-44 years, 2014</i>						
Quarter 1	586	586	586	10,774,007	0.54	2,528,845.6
Quarter 2	537	537	537	10,742,457	0.50	2,542,973.3
Quarter 3	581	581	581	10,931,265	0.53	2,586,234.5
Quarter 4	516	516	516	10,823,130	0.48	2,587,862.3
<i>18-44 years, 2015</i>						
Quarter 1	664	664	664	11,238,725	0.59	2,637,789.4
Quarter 2	713	713	713	11,350,568	0.63	2,689,753.4
Quarter 3	659	659	659	11,492,121	0.57	2,726,443.2
Quarter 4	575	575	575	11,392,251	0.50	2,728,624.2
<i>18-44 years, 2016</i>						
Quarter 1	684	684	684	11,663,476	0.59	2,717,863.2
Quarter 2	726	726	726	11,807,987	0.61	2,731,941.4
Quarter 3	686	686	686	11,994,226	0.57	2,765,283.2
Quarter 4	578	578	578	13,268,581	0.44	2,781,168.7
<i>18-44 years, 2017</i>						
Quarter 1	717	717	717	11,662,249	0.61	2,735,623.5
Quarter 2	745	745	745	11,674,107	0.64	2,764,948.8
Quarter 3	707	707	707	11,785,193	0.60	2,797,281.2
Quarter 4	625	625	625	11,786,670	0.53	2,823,510.9
<i>18-44 years, 2018</i>						
Quarter 1	677	677	677	11,640,188	0.58	2,738,207.4
Quarter 2	655	655	655	11,605,978	0.56	2,751,972.0
Quarter 3	638	638	638	11,670,806	0.55	2,766,065.0
Quarter 4	609	609	609	11,541,893	0.53	2,768,830.1
<i>18-44 years, 2019</i>						
Quarter 1	714	714	714	11,310,291	0.63	2,664,431.8
Quarter 2	707	707	707	11,340,363	0.62	2,688,980.8
Quarter 3	715	715	715	11,483,292	0.62	2,718,373.2
Quarter 4	618	618	618	11,326,347	0.55	2,721,993.5
<i>18-44 years, 2020</i>						
Quarter 1	691	691	691	10,923,161	0.63	2,558,231.3
Quarter 2	603	603	603	10,973,847	0.55	2,552,094.2
Quarter 3	636	636	636	11,161,619	0.57	2,577,464.4
Quarter 4	560	560	560	11,987,090	0.47	2,575,218.5

**Table 4. Summary of Loop Diuretic Users in the Sentinel Distributed Database (SDD) between January 1, 2000 and March 31, 2021, Cross-Stratified by Year-Quarter and Age (Years)**

	New Users	New Episodes	Adjusted Dispensings	Eligible Members <sup>1</sup>	New Users per 10,000 Eligible Members <sup>1</sup>	Eligible Member-Years <sup>1</sup>
<i>18-44 years, 2021</i>						
Quarter 1	565	565	565	5,374,108	1.05	1,252,490.1
<i>45-64 years, 2000</i>						
Quarter 1	0	0	0	0	NaN	0.0
Quarter 2	0	0	0	0	NaN	0.0
Quarter 3	0	0	0	0	NaN	0.0
Quarter 4	*****	*****	*****	*****	0.29	566.0
<i>45-64 years, 2001</i>						
Quarter 1	768	768	768	215,668	35.61	51,328.0
Quarter 2	247	247	247	217,460	11.36	52,542.8
Quarter 3	198	198	198	221,055	8.96	53,932.1
Quarter 4	153	153	153	224,158	6.83	54,802.4
<i>45-64 years, 2002</i>						
Quarter 1	201	201	201	222,758	9.02	53,170.8
Quarter 2	284	284	284	228,224	12.44	54,367.1
Quarter 3	217	217	217	229,246	9.47	55,800.7
Quarter 4	179	179	179	230,691	7.76	54,557.2
<i>45-64 years, 2003</i>						
Quarter 1	210	210	210	219,825	9.55	52,310.9
Quarter 2	234	234	234	221,184	10.58	52,874.4
Quarter 3	217	217	217	219,794	9.87	53,780.5
Quarter 4	141	141	141	218,803	6.44	53,590.3
<i>45-64 years, 2004</i>						
Quarter 1	191	191	191	220,053	8.68	52,957.1
Quarter 2	193	193	193	220,508	8.75	52,994.3
Quarter 3	211	211	211	221,499	9.53	53,575.4
Quarter 4	184	184	184	221,827	8.29	53,644.5
<i>45-64 years, 2005</i>						
Quarter 1	204	204	204	222,596	9.16	52,618.3
Quarter 2	192	192	192	221,925	8.65	53,431.8
Quarter 3	125	125	125	224,193	5.58	48,097.6
Quarter 4	116	116	116	172,487	6.73	40,777.1
<i>45-64 years, 2006</i>						
Quarter 1	42	42	42	124,097	3.38	27,448.7
Quarter 2	60	60	60	111,732	5.37	26,385.3
Quarter 3	57	57	57	107,785	5.29	26,207.8
Quarter 4	36	36	36	107,612	3.35	26,063.5

**Table 4. Summary of Loop Diuretic Users in the Sentinel Distributed Database (SDD) between January 1, 2000 and March 31, 2021, Cross-Stratified by Year-Quarter and Age (Years)**

	New Users	New Episodes	Adjusted Dispensings	Eligible Members <sup>1</sup>	New Users per 10,000 Eligible Members <sup>1</sup>	Eligible Member-Years <sup>1</sup>
<i>45-64 years, 2007</i>						
Quarter 1	2,062	2,062	2,062	2,841,962	7.26	673,837.8
Quarter 2	639	639	639	2,870,381	2.23	688,649.7
Quarter 3	454	454	454	2,880,533	1.58	697,768.0
Quarter 4	378	378	378	2,995,161	1.26	728,600.9
<i>45-64 years, 2008</i>						
Quarter 1	1,375	1,375	1,375	3,584,284	3.84	845,079.0
Quarter 2	771	771	771	3,646,228	2.11	854,683.8
Quarter 3	597	597	597	3,642,271	1.64	868,426.7
Quarter 4	635	635	635	8,612,420	0.74	888,291.9
<i>45-64 years, 2009</i>						
Quarter 1	3,459	3,459	3,459	8,107,642	4.27	1,902,278.0
Quarter 2	1,543	1,543	1,543	8,074,013	1.91	1,926,518.7
Quarter 3	1,318	1,318	1,318	8,121,714	1.62	1,955,508.2
Quarter 4	1,041	1,041	1,041	8,084,895	1.29	1,962,077.7
<i>45-64 years, 2010</i>						
Quarter 1	1,395	1,395	1,395	7,907,276	1.76	1,863,860.4
Quarter 2	1,337	1,337	1,337	7,858,245	1.70	1,880,214.7
Quarter 3	1,138	1,138	1,138	7,826,075	1.45	1,890,538.4
Quarter 4	1,043	1,043	1,043	7,750,932	1.35	1,884,402.9
<i>45-64 years, 2011</i>						
Quarter 1	15,446	15,446	15,446	10,195,227	15.15	2,415,788.9
Quarter 2	4,791	4,791	4,791	10,208,852	4.69	2,450,914.4
Quarter 3	3,818	3,818	3,818	10,258,284	3.72	2,485,694.4
Quarter 4	3,187	3,187	3,187	10,250,652	3.11	2,494,424.6
<i>45-64 years, 2012</i>						
Quarter 1	4,097	4,097	4,097	10,187,316	4.02	2,408,966.8
Quarter 2	3,705	3,705	3,705	10,263,752	3.61	2,413,477.1
Quarter 3	3,363	3,363	3,363	10,242,937	3.28	2,445,572.4
Quarter 4	3,102	3,102	3,102	10,729,893	2.89	2,456,211.7
<i>45-64 years, 2013</i>						
Quarter 1	3,915	3,915	3,915	10,113,771	3.87	2,402,645.1
Quarter 2	3,892	3,892	3,892	10,111,123	3.85	2,430,322.9
Quarter 3	3,688	3,688	3,688	10,171,055	3.63	2,470,611.1
Quarter 4	3,258	3,258	3,258	10,154,553	3.21	2,471,911.1
<i>45-64 years, 2014</i>						
Quarter 1	4,715	4,715	4,715	10,987,442	4.29	2,611,146.6
Quarter 2	3,319	3,319	3,319	10,899,366	3.05	2,618,702.9
Quarter 3	3,482	3,482	3,482	10,948,933	3.18	2,655,559.3
Quarter 4	3,049	3,049	3,049	10,913,600	2.79	2,646,285.3

**Table 4. Summary of Loop Diuretic Users in the Sentinel Distributed Database (SDD) between January 1, 2000 and March 31, 2021, Cross-Stratified by Year-Quarter and Age (Years)**

	New Users	New Episodes	Adjusted Dispensings	Eligible Members <sup>1</sup>	New Users per 10,000 Eligible Members <sup>1</sup>	Eligible Member-Years <sup>1</sup>
<i>45-64 years, 2015</i>						
Quarter 1	4,314	4,314	4,314	11,327,551	3.81	2,689,946.6
Quarter 2	4,106	4,106	4,106	11,418,166	3.60	2,743,986.7
Quarter 3	3,870	3,870	3,870	11,444,285	3.38	2,781,423.5
Quarter 4	3,653	3,653	3,653	11,480,509	3.18	2,788,738.2
<i>45-64 years, 2016</i>						
Quarter 1	4,803	4,803	4,803	11,829,392	4.06	2,803,364.1
Quarter 2	4,455	4,455	4,455	11,885,836	3.75	2,813,148.0
Quarter 3	4,266	4,266	4,266	11,892,490	3.59	2,848,619.7
Quarter 4	3,984	3,984	3,984	13,197,054	3.02	2,862,244.6
<i>45-64 years, 2017</i>						
Quarter 1	4,896	4,896	4,896	11,742,682	4.17	2,792,097.6
Quarter 2	4,585	4,585	4,585	11,714,551	3.91	2,818,345.8
Quarter 3	4,402	4,402	4,402	11,695,292	3.76	2,845,086.4
Quarter 4	3,953	3,953	3,953	11,751,715	3.36	2,852,729.7
<i>45-64 years, 2018</i>						
Quarter 1	4,503	4,503	4,503	11,534,881	3.90	2,748,467.7
Quarter 2	4,249	4,249	4,249	11,468,143	3.71	2,758,874.4
Quarter 3	4,153	4,153	4,153	11,398,819	3.64	2,769,754.8
Quarter 4	3,940	3,940	3,940	11,360,861	3.47	2,762,174.7
<i>45-64 years, 2019</i>						
Quarter 1	4,879	4,879	4,879	11,119,724	4.39	2,649,494.2
Quarter 2	4,741	4,741	4,741	11,064,711	4.28	2,658,813.2
Quarter 3	4,503	4,503	4,503	11,019,425	4.09	2,673,639.6
Quarter 4	4,077	4,077	4,077	10,945,091	3.72	2,664,551.4
<i>45-64 years, 2020</i>						
Quarter 1	4,799	4,799	4,799	10,764,334	4.46	2,559,641.3
Quarter 2	4,224	4,224	4,224	10,720,273	3.94	2,539,943.4
Quarter 3	4,155	4,155	4,155	10,677,229	3.89	2,551,336.2
Quarter 4	3,745	3,745	3,745	11,462,483	3.27	2,538,325.3
<i>45-64 years, 2021</i>						
Quarter 1	3,715	3,715	3,715	6,356,936	5.84	1,463,166.4
<i>65-74 years, 2000</i>						
Quarter 1	0	0	0	0	NaN	0.0
Quarter 2	0	0	0	0	NaN	0.0
Quarter 3	0	0	0	0	NaN	0.0
Quarter 4	*****	*****	*****	*****	2.19	175.3

**Table 4. Summary of Loop Diuretic Users in the Sentinel Distributed Database (SDD) between January 1, 2000 and March 31, 2021, Cross-Stratified by Year-Quarter and Age (Years)**

	New Users	New Episodes	Adjusted Dispensings	Eligible Members <sup>1</sup>	New Users per 10,000 Eligible Members <sup>1</sup>	Eligible Member-Years <sup>1</sup>
<i>65-74 years, 2001</i>						
Quarter 1	387	387	387	67,803	57.08	15,854.1
Quarter 2	108	108	108	68,103	15.86	16,231.2
Quarter 3	95	95	95	68,862	13.80	16,636.8
Quarter 4	75	75	75	69,339	10.82	16,806.1
<i>65-74 years, 2002</i>						
Quarter 1	117	117	117	69,741	16.78	16,427.2
Quarter 2	114	114	114	70,665	16.13	16,824.4
Quarter 3	102	102	102	71,949	14.18	17,317.4
Quarter 4	92	92	92	71,743	12.82	17,228.6
<i>65-74 years, 2003</i>						
Quarter 1	66	66	66	71,384	9.25	16,787.8
Quarter 2	98	98	98	70,222	13.96	16,476.8
Quarter 3	104	104	104	69,864	14.89	16,809.7
Quarter 4	89	89	89	69,783	12.75	16,812.0
<i>65-74 years, 2004</i>						
Quarter 1	84	84	84	70,109	11.98	16,627.4
Quarter 2	114	114	114	70,526	16.16	16,620.0
Quarter 3	102	102	102	70,396	14.49	16,703.3
Quarter 4	71	71	71	69,463	10.22	16,565.7
<i>65-74 years, 2005</i>						
Quarter 1	84	84	84	68,890	12.19	15,983.5
Quarter 2	99	99	99	67,757	14.61	16,016.5
Quarter 3	69	69	69	68,276	10.11	14,846.3
Quarter 4	55	55	55	56,491	9.74	13,389.2
<i>65-74 years, 2006</i>						
Quarter 1	0	0	0	0	NaN	0.0
Quarter 2	0	0	0	0	NaN	0.0
Quarter 3	0	0	0	0	NaN	0.0
Quarter 4	0	0	0	0	NaN	0.0
<i>65-74 years, 2007</i>						
Quarter 1	1,014	1,014	1,014	400,695	25.31	91,937.7
Quarter 2	292	292	292	438,880	6.65	101,243.0
Quarter 3	154	154	154	445,397	3.46	107,213.1
Quarter 4	168	168	168	458,357	3.67	110,483.3
<i>65-74 years, 2008</i>						
Quarter 1	1,654	1,654	1,654	961,690	17.20	221,535.9
Quarter 2	631	631	631	966,921	6.53	228,701.9
Quarter 3	443	443	443	973,955	4.55	234,380.1
Quarter 4	426	426	426	1,613,039	2.64	238,394.3



**Table 4. Summary of Loop Diuretic Users in the Sentinel Distributed Database (SDD) between January 1, 2000 and March 31, 2021, Cross-Stratified by Year-Quarter and Age (Years)**

	New Users	New Episodes	Adjusted Dispensings	Eligible Members <sup>1</sup>	New Users per 10,000 Eligible Members <sup>1</sup>	Eligible Member-Years <sup>1</sup>
<i>65-74 years, 2009</i>						
Quarter 1	1,690	1,690	1,690	1,492,558	11.32	348,796.5
Quarter 2	917	917	917	1,504,935	6.09	359,385.0
Quarter 3	721	721	721	1,521,840	4.74	367,819.4
Quarter 4	616	616	616	1,525,032	4.04	370,051.4
<i>65-74 years, 2010</i>						
Quarter 1	895	895	895	1,490,461	6.00	350,009.7
Quarter 2	767	767	767	1,482,152	5.17	355,851.8
Quarter 3	670	670	670	1,485,947	4.51	359,882.7
Quarter 4	612	612	612	1,479,823	4.14	360,097.4
<i>65-74 years, 2011</i>						
Quarter 1	27,013	27,013	27,013	7,157,911	37.74	1,704,147.9
Quarter 2	7,414	7,414	7,414	7,179,305	10.33	1,734,585.9
Quarter 3	5,585	5,585	5,585	7,252,456	7.70	1,767,887.6
Quarter 4	4,734	4,734	4,734	7,271,869	6.51	1,777,438.0
<i>65-74 years, 2012</i>						
Quarter 1	6,718	6,718	6,718	7,658,862	8.77	1,828,630.4
Quarter 2	5,355	5,355	5,355	7,723,178	6.93	1,837,446.7
Quarter 3	4,855	4,855	4,855	7,802,796	6.22	1,875,939.8
Quarter 4	4,574	4,574	4,574	8,546,669	5.35	1,896,268.3
<i>65-74 years, 2013</i>						
Quarter 1	6,903	6,903	6,903	8,142,023	8.48	1,938,515.1
Quarter 2	6,221	6,221	6,221	8,184,365	7.60	1,974,219.5
Quarter 3	5,718	5,718	5,718	8,292,904	6.90	2,019,367.2
Quarter 4	5,194	5,194	5,194	8,320,109	6.24	2,033,612.2
<i>65-74 years, 2014</i>						
Quarter 1	9,223	9,223	9,223	9,504,973	9.70	2,268,164.7
Quarter 2	5,537	5,537	5,537	9,566,116	5.79	2,308,510.7
Quarter 3	5,431	5,431	5,431	9,656,062	5.62	2,353,298.4
Quarter 4	5,182	5,182	5,182	9,676,148	5.36	2,366,027.0
<i>65-74 years, 2015</i>						
Quarter 1	7,378	7,378	7,378	10,105,291	7.30	2,412,147.7
Quarter 2	6,891	6,891	6,891	10,158,955	6.78	2,452,614.2
Quarter 3	6,468	6,468	6,468	10,296,623	6.28	2,507,543.0
Quarter 4	6,031	6,031	6,031	10,348,160	5.83	2,530,101.4
<i>65-74 years, 2016</i>						
Quarter 1	8,286	8,286	8,286	10,903,649	7.60	2,603,832.0
Quarter 2	7,604	7,604	7,604	11,018,082	6.90	2,620,851.7
Quarter 3	6,953	6,953	6,953	11,121,808	6.25	2,678,530.8
Quarter 4	6,644	6,644	6,644	11,852,960	5.61	2,703,299.5

**Table 4. Summary of Loop Diuretic Users in the Sentinel Distributed Database (SDD) between January 1, 2000 and March 31, 2021, Cross-Stratified by Year-Quarter and Age (Years)**

	New Users	New Episodes	Adjusted Dispensings	Eligible Members <sup>1</sup>	New Users per 10,000 Eligible Members <sup>1</sup>	Eligible Member-Years <sup>1</sup>
<i>65-74 years, 2017</i>						
Quarter 1	8,742	8,742	8,742	11,240,426	7.78	2,682,518.0
Quarter 2	8,022	8,022	8,022	11,278,900	7.11	2,723,632.3
Quarter 3	7,769	7,769	7,769	11,410,366	6.81	2,780,210.7
Quarter 4	6,727	6,727	6,727	11,440,353	5.88	2,792,287.5
<i>65-74 years, 2018</i>						
Quarter 1	7,968	7,968	7,968	11,631,520	6.85	2,774,926.0
Quarter 2	7,937	7,937	7,937	11,636,644	6.82	2,809,433.5
Quarter 3	7,416	7,416	7,416	11,757,815	6.31	2,864,425.3
Quarter 4	6,955	6,955	6,955	11,786,752	5.90	2,881,236.1
<i>65-74 years, 2019</i>						
Quarter 1	8,674	8,674	8,674	11,870,375	7.31	2,835,340.1
Quarter 2	8,697	8,697	8,697	11,905,187	7.31	2,876,205.1
Quarter 3	8,333	8,333	8,333	12,062,884	6.91	2,939,402.7
Quarter 4	7,621	7,621	7,621	12,098,097	6.30	2,962,016.3
<i>65-74 years, 2020</i>						
Quarter 1	9,669	9,669	9,669	12,499,418	7.74	2,982,583.0
Quarter 2	8,100	8,100	8,100	12,587,353	6.44	3,002,450.7
Quarter 3	7,925	7,925	7,925	12,723,579	6.23	3,064,700.0
Quarter 4	7,248	7,248	7,248	13,676,447	5.30	3,089,686.9
<i>65-74 years, 2021</i>						
Quarter 1	8,156	8,156	8,156	11,666,706	6.99	2,667,032.6
<i>75-84 years, 2000</i>						
Quarter 1	0	0	0	0	NaN	0.0
Quarter 2	0	0	0	0	NaN	0.0
Quarter 3	0	0	0	0	NaN	0.0
Quarter 4	11	11	11	33,567	3.28	91.9
<i>75-84 years, 2001</i>						
Quarter 1	232	232	232	35,568	65.23	8,229.7
Quarter 2	74	74	74	35,295	20.97	8,331.4
Quarter 3	61	61	61	35,405	17.23	8,467.9
Quarter 4	55	55	55	35,420	15.53	8,502.4
<i>75-84 years, 2002</i>						
Quarter 1	61	61	61	35,601	17.13	8,260.0
Quarter 2	70	70	70	35,766	19.57	8,413.6
Quarter 3	64	64	64	36,081	17.74	8,591.4
Quarter 4	56	56	56	35,945	15.58	8,614.6

**Table 4. Summary of Loop Diuretic Users in the Sentinel Distributed Database (SDD) between January 1, 2000 and March 31, 2021, Cross-Stratified by Year-Quarter and Age (Years)**

	New Users	New Episodes	Adjusted Dispensings	Eligible Members <sup>1</sup>	New Users per 10,000 Eligible Members <sup>1</sup>	Eligible Member-Years <sup>1</sup>
<i>75-84 years, 2003</i>						
Quarter 1	72	72	72	36,174	19.90	8,397.8
Quarter 2	67	67	67	35,973	18.63	8,439.1
Quarter 3	60	60	60	36,020	16.66	8,586.8
Quarter 4	46	46	46	35,967	12.79	8,607.5
<i>75-84 years, 2004</i>						
Quarter 1	78	78	78	36,237	21.52	8,474.9
Quarter 2	59	59	59	36,045	16.37	8,416.6
Quarter 3	55	55	55	36,190	15.20	8,554.5
Quarter 4	46	46	46	36,271	12.68	8,589.6
<i>75-84 years, 2005</i>						
Quarter 1	62	62	62	36,345	17.06	8,384.8
Quarter 2	54	54	54	36,223	14.91	8,510.5
Quarter 3	49	49	49	36,789	13.32	8,443.4
Quarter 4	58	58	58	34,568	16.78	8,250.4
<i>75-84 years, 2006</i>						
Quarter 1	0	0	0	0	NaN	0.0
Quarter 2	0	0	0	0	NaN	0.0
Quarter 3	0	0	0	0	NaN	0.0
Quarter 4	0	0	0	0	NaN	0.0
<i>75-84 years, 2007</i>						
Quarter 1	999	999	999	217,346	45.96	50,004.3
Quarter 2	312	312	312	241,518	12.92	55,741.5
Quarter 3	182	182	182	243,751	7.47	59,344.6
Quarter 4	129	129	129	248,026	5.20	60,423.3
<i>75-84 years, 2008</i>						
Quarter 1	1,476	1,476	1,476	548,719	26.90	128,104.8
Quarter 2	526	526	526	544,765	9.66	130,825.8
Quarter 3	421	421	421	546,861	7.70	133,042.8
Quarter 4	375	375	375	868,820	4.32	134,491.9
<i>75-84 years, 2009</i>						
Quarter 1	1,652	1,652	1,652	815,609	20.25	192,432.9
Quarter 2	716	716	716	822,719	8.70	197,603.5
Quarter 3	589	589	589	828,343	7.11	201,676.6
Quarter 4	550	550	550	830,713	6.62	202,486.4
<i>75-84 years, 2010</i>						
Quarter 1	730	730	730	815,835	8.95	192,821.4
Quarter 2	703	703	703	812,747	8.65	195,902.5
Quarter 3	617	617	617	816,687	7.55	198,873.6
Quarter 4	561	561	561	817,670	6.86	199,447.4

**Table 4. Summary of Loop Diuretic Users in the Sentinel Distributed Database (SDD) between January 1, 2000 and March 31, 2021, Cross-Stratified by Year-Quarter and Age (Years)**

	New Users	New Episodes	Adjusted Dispensings	Eligible Members <sup>1</sup>	New Users per 10,000 Eligible Members <sup>1</sup>	Eligible Member-Years <sup>1</sup>
<i>75-84 years, 2011</i>						
Quarter 1	30,516	30,516	30,516	5,043,284	60.51	1,195,325.2
Quarter 2	7,691	7,691	7,691	5,025,115	15.31	1,210,823.9
Quarter 3	5,451	5,451	5,451	5,038,100	10.82	1,226,887.8
Quarter 4	4,522	4,522	4,522	5,030,178	8.99	1,227,294.4
<i>75-84 years, 2012</i>						
Quarter 1	6,546	6,546	6,546	5,209,241	12.57	1,251,192.1
Quarter 2	5,180	5,180	5,180	5,207,151	9.95	1,250,865.3
Quarter 3	4,521	4,521	4,521	5,222,135	8.66	1,268,144.3
Quarter 4	4,289	4,289	4,289	5,589,241	7.67	1,271,177.4
<i>75-84 years, 2013</i>						
Quarter 1	6,561	6,561	6,561	5,402,743	12.14	1,284,244.4
Quarter 2	5,852	5,852	5,852	5,393,533	10.85	1,299,084.7
Quarter 3	5,044	5,044	5,044	5,424,737	9.30	1,320,090.5
Quarter 4	4,680	4,680	4,680	5,430,522	8.62	1,324,042.1
<i>75-84 years, 2014</i>						
Quarter 1	9,358	9,358	9,358	6,148,656	15.22	1,464,088.0
Quarter 2	4,924	4,924	4,924	6,165,028	7.99	1,485,032.2
Quarter 3	5,109	5,109	5,109	6,177,805	8.27	1,503,512.3
Quarter 4	4,852	4,852	4,852	6,178,210	7.85	1,506,733.8
<i>75-84 years, 2015</i>						
Quarter 1	6,593	6,593	6,593	6,341,683	10.40	1,508,974.0
Quarter 2	6,352	6,352	6,352	6,340,883	10.02	1,527,443.6
Quarter 3	5,804	5,804	5,804	6,387,761	9.09	1,553,004.0
Quarter 4	5,478	5,478	5,478	6,408,275	8.55	1,562,378.9
<i>75-84 years, 2016</i>						
Quarter 1	7,602	7,602	7,602	6,575,417	11.56	1,579,809.2
Quarter 2	6,930	6,930	6,930	6,620,679	10.47	1,588,671.6
Quarter 3	6,127	6,127	6,127	6,683,537	9.17	1,623,359.1
Quarter 4	6,218	6,218	6,218	7,004,518	8.88	1,637,121.4
<i>75-84 years, 2017</i>						
Quarter 1	7,874	7,874	7,874	6,755,437	11.66	1,607,955.0
Quarter 2	7,513	7,513	7,513	6,780,713	11.08	1,634,822.6
Quarter 3	7,139	7,139	7,139	6,865,138	10.40	1,669,560.1
Quarter 4	6,422	6,422	6,422	6,955,177	9.23	1,691,055.5
<i>75-84 years, 2018</i>						
Quarter 1	7,426	7,426	7,426	7,044,816	10.54	1,676,479.9
Quarter 2	7,471	7,471	7,471	7,087,469	10.54	1,709,116.7
Quarter 3	6,955	6,955	6,955	7,171,860	9.70	1,747,096.5
Quarter 4	6,802	6,802	6,802	7,229,887	9.41	1,764,824.1

**Table 4. Summary of Loop Diuretic Users in the Sentinel Distributed Database (SDD) between January 1, 2000 and March 31, 2021, Cross-Stratified by Year-Quarter and Age (Years)**

	New Users	New Episodes	Adjusted Dispensings	Eligible Members <sup>1</sup>	New Users per 10,000 Eligible Members <sup>1</sup>	Eligible Member-Years <sup>1</sup>
<i>75-84 years, 2019</i>						
Quarter 1	8,291	8,291	8,291	7,234,139	11.46	1,725,977.1
Quarter 2	8,647	8,647	8,647	7,258,351	11.91	1,752,463.2
Quarter 3	7,794	7,794	7,794	7,332,507	10.63	1,787,609.2
Quarter 4	7,393	7,393	7,393	7,372,821	10.03	1,800,821.1
<i>75-84 years, 2020</i>						
Quarter 1	9,284	9,284	9,284	7,491,334	12.39	1,801,030.9
Quarter 2	7,278	7,278	7,278	7,506,441	9.70	1,808,320.5
Quarter 3	7,226	7,226	7,226	7,555,656	9.56	1,837,503.3
Quarter 4	6,938	6,938	6,938	7,971,847	8.70	1,847,871.0
<i>75-84 years, 2021</i>						
Quarter 1	7,398	7,398	7,398	7,056,648	10.48	1,604,775.7
<i>≥ 85 years, 2000</i>						
Quarter 1	0	0	0	0	NaN	0.0
Quarter 2	0	0	0	0	NaN	0.0
Quarter 3	0	0	0	0	NaN	0.0
Quarter 4	22	22	22	18,502	11.89	50.7
<i>≥ 85 years, 2001</i>						
Quarter 1	110	110	110	19,716	55.79	4,488.7
Quarter 2	40	40	40	19,237	20.79	4,507.4
Quarter 3	29	29	29	19,100	15.18	4,533.1
Quarter 4	22	22	22	18,932	11.62	4,491.9
<i>≥ 85 years, 2002</i>						
Quarter 1	39	39	39	18,904	20.63	4,326.1
Quarter 2	49	49	49	18,668	26.25	4,347.7
Quarter 3	27	27	27	18,715	14.43	4,421.2
Quarter 4	33	33	33	18,580	17.76	4,391.6
<i>≥ 85 years, 2003</i>						
Quarter 1	27	27	27	18,310	14.75	4,192.0
Quarter 2	29	29	29	18,013	16.10	4,194.0
Quarter 3	27	27	27	18,094	14.92	4,270.2
Quarter 4	34	34	34	17,992	18.90	4,245.7
<i>≥ 85 years, 2004</i>						
Quarter 1	42	42	42	17,898	23.47	4,095.2
Quarter 2	29	29	29	17,310	16.75	4,010.0
Quarter 3	29	29	29	17,311	16.75	4,048.8
Quarter 4	22	22	22	17,287	12.73	4,039.8

**Table 4. Summary of Loop Diuretic Users in the Sentinel Distributed Database (SDD) between January 1, 2000 and March 31, 2021, Cross-Stratified by Year-Quarter and Age (Years)**

	New Users	New Episodes	Adjusted Dispensings	Eligible Members <sup>1</sup>	New Users per 10,000 Eligible Members <sup>1</sup>	Eligible Member-Years <sup>1</sup>
<i>≥ 85 years, 2005</i>						
Quarter 1	34	34	34	17,278	19.68	3,927.1
Quarter 2	31	31	31	17,076	18.15	3,971.6
Quarter 3	17	17	17	17,412	9.76	4,073.7
Quarter 4	22	22	22	17,343	12.69	4,122.9
<i>≥ 85 years, 2006</i>						
Quarter 1	0	0	0	0	NaN	0.0
Quarter 2	0	0	0	0	NaN	0.0
Quarter 3	0	0	0	0	NaN	0.0
Quarter 4	0	0	0	0	NaN	0.0
<i>≥ 85 years, 2007</i>						
Quarter 1	568	568	568	76,048	74.69	17,307.2
Quarter 2	214	214	214	84,377	25.36	19,260.5
Quarter 3	94	94	94	84,967	11.06	20,543.2
Quarter 4	94	94	94	86,721	10.84	20,996.8
<i>≥ 85 years, 2008</i>						
Quarter 1	643	643	643	180,953	35.53	41,594.7
Quarter 2	216	216	216	179,953	12.00	42,957.6
Quarter 3	220	220	220	181,799	12.10	43,944.5
Quarter 4	213	213	213	295,754	7.20	44,743.3
<i>≥ 85 years, 2009</i>						
Quarter 1	828	828	828	282,720	29.29	66,304.4
Quarter 2	379	379	379	286,879	13.21	68,495.9
Quarter 3	310	310	310	291,334	10.64	70,582.2
Quarter 4	277	277	277	295,001	9.39	71,585.6
<i>≥ 85 years, 2010</i>						
Quarter 1	420	420	420	291,596	14.40	68,638.7
Quarter 2	349	349	349	292,861	11.92	70,181.0
Quarter 3	345	345	345	296,622	11.63	71,913.5
Quarter 4	335	335	335	299,652	11.18	72,628.6
<i>≥ 85 years, 2011</i>						
Quarter 1	22,525	22,525	22,525	2,402,734	93.75	565,741.1
Quarter 2	4,926	4,926	4,926	2,378,212	20.71	570,836.8
Quarter 3	3,510	3,510	3,510	2,387,766	14.70	579,796.5
Quarter 4	3,050	3,050	3,050	2,392,723	12.75	581,948.6
<i>≥ 85 years, 2012</i>						
Quarter 1	4,442	4,442	4,442	2,479,594	17.91	592,766.0
Quarter 2	3,515	3,515	3,515	2,475,515	14.20	592,954.0
Quarter 3	3,109	3,109	3,109	2,484,957	12.51	602,363.2
Quarter 4	3,067	3,067	3,067	2,637,303	11.63	604,781.1

**Table 4. Summary of Loop Diuretic Users in the Sentinel Distributed Database (SDD) between January 1, 2000 and March 31, 2021, Cross-Stratified by Year-Quarter and Age (Years)**

	New Users	New Episodes	Adjusted Dispensings	Eligible Members <sup>1</sup>	New Users per 10,000 Eligible Members <sup>1</sup>	Eligible Member-Years <sup>1</sup>
<i>≥ 85 years, 2013</i>						
Quarter 1	4,675	4,675	4,675	2,572,568	18.17	608,282.1
Quarter 2	4,124	4,124	4,124	2,552,641	16.16	613,149.8
Quarter 3	3,612	3,612	3,612	2,564,841	14.08	623,438.1
Quarter 4	3,453	3,453	3,453	2,570,494	13.43	625,323.5
<i>≥ 85 years, 2014</i>						
Quarter 1	6,563	6,563	6,563	2,890,130	22.71	685,949.1
Quarter 2	3,242	3,242	3,242	2,888,481	11.22	694,211.8
Quarter 3	3,243	3,243	3,243	2,888,487	11.23	702,536.1
Quarter 4	3,220	3,220	3,220	2,888,602	11.15	702,449.3
<i>≥ 85 years, 2015</i>						
Quarter 1	4,457	4,457	4,457	2,935,237	15.18	695,171.3
Quarter 2	4,168	4,168	4,168	2,911,229	14.32	699,359.3
Quarter 3	3,856	3,856	3,856	2,921,185	13.20	709,429.5
Quarter 4	3,790	3,790	3,790	2,924,987	12.96	711,904.4
<i>≥ 85 years, 2016</i>						
Quarter 1	5,069	5,069	5,069	2,976,474	17.03	713,203.3
Quarter 2	4,459	4,459	4,459	2,969,944	15.01	711,865.2
Quarter 3	4,020	4,020	4,020	2,976,901	13.50	722,853.8
Quarter 4	4,157	4,157	4,157	3,080,010	13.50	724,635.0
<i>≥ 85 years, 2017</i>						
Quarter 1	5,324	5,324	5,324	2,953,638	18.03	700,814.3
Quarter 2	4,846	4,846	4,846	2,930,552	16.54	705,266.1
Quarter 3	4,684	4,684	4,684	2,937,894	15.94	714,929.8
Quarter 4	4,236	4,236	4,236	2,945,391	14.38	716,710.7
<i>≥ 85 years, 2018</i>						
Quarter 1	5,070	5,070	5,070	2,944,571	17.22	698,725.4
Quarter 2	4,885	4,885	4,885	2,916,262	16.75	702,256.3
Quarter 3	4,486	4,486	4,486	2,916,823	15.38	710,531.5
Quarter 4	4,409	4,409	4,409	2,916,308	15.12	710,078.7
<i>≥ 85 years, 2019</i>						
Quarter 1	5,325	5,325	5,325	2,893,135	18.41	687,635.3
Quarter 2	5,455	5,455	5,455	2,876,901	18.96	691,920.3
Quarter 3	5,008	5,008	5,008	2,886,859	17.35	701,535.1
Quarter 4	4,820	4,820	4,820	2,893,828	16.66	703,941.7
<i>≥ 85 years, 2020</i>						
Quarter 1	5,902	5,902	5,902	2,920,369	20.21	698,757.1
Quarter 2	4,355	4,355	4,355	2,904,589	14.99	694,527.4
Quarter 3	4,279	4,279	4,279	2,896,217	14.77	701,013.0
Quarter 4	4,168	4,168	4,168	3,003,391	13.88	700,085.4

**Table 4. Summary of Loop Diuretic Users in the Sentinel Distributed Database (SDD) between January 1, 2000 and March 31, 2021, Cross-Stratified by Year-Quarter and Age (Years)**

	New Users	New Episodes	Adjusted Dispensings	Eligible Members <sup>1</sup>	New Users per 10,000 Eligible Members <sup>1</sup>	Eligible Member-Years <sup>1</sup>
<i>≥ 85 years, 2021</i>						
Quarter 1	4,698	4,698	4,698	2,677,742	17.54	609,772.9
<i>Furosemide</i>						
<i>18-44 years, 2000</i>						
Quarter 1	0	0	0	0	NaN	0.0
Quarter 2	0	0	0	0	NaN	0.0
Quarter 3	0	0	0	0	NaN	0.0
Quarter 4	105	105	105	391,663	2.68	1,072.3
<i>18-44 years, 2001</i>						
Quarter 1	5,793	5,793	5,793	409,642	141.42	96,359.3
Quarter 2	2,112	2,112	2,112	409,148	51.62	98,366.7
Quarter 3	1,597	1,597	1,597	416,525	38.34	101,082.4
Quarter 4	1,227	1,227	1,227	422,490	29.04	102,618.2
<i>18-44 years, 2002</i>						
Quarter 1	1,256	1,256	1,256	397,983	31.56	94,623.2
Quarter 2	1,668	1,668	1,668	406,176	41.07	94,441.5
Quarter 3	1,501	1,501	1,501	394,167	38.08	95,367.3
Quarter 4	1,092	1,092	1,092	388,797	28.09	87,401.2
<i>18-44 years, 2003</i>						
Quarter 1	1,082	1,082	1,082	338,461	31.97	79,780.1
Quarter 2	1,354	1,354	1,354	332,504	40.72	78,273.0
Quarter 3	1,279	1,279	1,279	329,179	38.85	78,773.1
Quarter 4	969	969	969	325,841	29.74	78,243.7
<i>18-44 years, 2004</i>						
Quarter 1	1,016	1,016	1,016	331,014	30.69	77,515.2
Quarter 2	1,261	1,261	1,261	336,151	37.51	78,079.0
Quarter 3	1,260	1,260	1,260	337,831	37.30	78,611.6
Quarter 4	1,046	1,046	1,046	336,968	31.04	78,684.0
<i>18-44 years, 2005</i>						
Quarter 1	969	969	969	331,165	29.26	76,357.0
Quarter 2	1,293	1,293	1,293	330,896	39.08	78,049.7
Quarter 3	932	932	932	341,164	27.32	76,308.0
Quarter 4	650	650	650	311,469	20.87	73,456.9
<i>18-44 years, 2006</i>						
Quarter 1	530	530	530	285,750	18.55	65,597.2
Quarter 2	694	694	694	285,489	24.31	66,482.1
Quarter 3	665	665	665	283,563	23.45	67,241.9
Quarter 4	453	453	453	287,058	15.78	67,303.1



**Table 4. Summary of Loop Diuretic Users in the Sentinel Distributed Database (SDD) between January 1, 2000 and March 31, 2021, Cross-Stratified by Year-Quarter and Age (Years)**

	New Users	New Episodes	Adjusted Dispensings	Eligible Members <sup>1</sup>	New Users per 10,000 Eligible Members <sup>1</sup>	Eligible Member-Years <sup>1</sup>
<i>18-44 years, 2007</i>						
Quarter 1	6,274	6,274	6,274	3,558,038	17.63	825,722.3
Quarter 2	3,577	3,577	3,577	3,571,643	10.01	838,846.5
Quarter 3	3,058	3,058	3,058	3,608,452	8.47	848,109.4
Quarter 4	2,226	2,226	2,226	3,678,612	6.05	876,582.4
<i>18-44 years, 2008</i>						
Quarter 1	3,854	3,854	3,854	4,249,867	9.07	977,030.7
Quarter 2	3,618	3,618	3,618	4,304,575	8.41	980,271.0
Quarter 3	3,233	3,233	3,233	4,320,169	7.48	990,043.4
Quarter 4	2,628	2,628	2,628	10,760,372	2.44	1,010,940.2
<i>18-44 years, 2009</i>						
Quarter 1	11,272	11,272	11,272	10,063,456	11.20	2,315,836.7
Quarter 2	8,181	8,181	8,181	9,994,732	8.19	2,341,164.8
Quarter 3	6,864	6,864	6,864	10,162,731	6.75	2,375,715.6
Quarter 4	4,927	4,927	4,927	9,935,157	4.96	2,373,308.1
<i>18-44 years, 2010</i>						
Quarter 1	5,824	5,824	5,824	9,682,904	6.01	2,249,917.2
Quarter 2	6,927	6,927	6,927	9,564,185	7.24	2,252,519.8
Quarter 3	6,052	6,052	6,052	9,587,939	6.31	2,252,716.5
Quarter 4	4,086	4,086	4,086	9,307,336	4.39	2,230,024.0
<i>18-44 years, 2011</i>						
Quarter 1	39,057	39,057	39,057	10,112,181	38.62	2,356,218.0
Quarter 2	16,257	16,257	16,257	10,076,328	16.13	2,377,670.7
Quarter 3	13,352	13,352	13,352	10,208,026	13.08	2,405,122.7
Quarter 4	9,798	9,798	9,798	10,075,787	9.72	2,418,160.9
<i>18-44 years, 2012</i>						
Quarter 1	11,151	11,151	11,151	10,071,822	11.07	2,331,837.9
Quarter 2	11,720	11,720	11,720	10,186,142	11.51	2,335,490.6
Quarter 3	10,812	10,812	10,812	10,371,868	10.42	2,368,631.2
Quarter 4	8,638	8,638	8,638	10,699,083	8.07	2,382,161.6
<i>18-44 years, 2013</i>						
Quarter 1	9,058	9,058	9,058	9,875,083	9.17	2,309,497.3
Quarter 2	10,958	10,958	10,958	9,847,387	11.13	2,328,850.4
Quarter 3	10,115	10,115	10,115	10,002,774	10.11	2,361,517.9
Quarter 4	7,795	7,795	7,795	9,774,301	7.97	2,346,973.5
<i>18-44 years, 2014</i>						
Quarter 1	10,232	10,232	10,232	10,669,260	9.59	2,502,582.4
Quarter 2	11,216	11,216	11,216	10,634,737	10.55	2,515,617.9
Quarter 3	10,376	10,376	10,376	10,820,294	9.59	2,557,877.2
Quarter 4	7,764	7,764	7,764	10,709,889	7.25	2,559,253.3

**Table 4. Summary of Loop Diuretic Users in the Sentinel Distributed Database (SDD) between January 1, 2000 and March 31, 2021, Cross-Stratified by Year-Quarter and Age (Years)**

	New Users	New Episodes	Adjusted Dispensings	Eligible Members <sup>1</sup>	New Users per 10,000 Eligible Members <sup>1</sup>	Eligible Member-Years <sup>1</sup>
<i>18-44 years, 2015</i>						
Quarter 1	10,062	10,062	10,062	11,128,645	9.04	2,610,340.3
Quarter 2	11,334	11,334	11,334	11,238,159	10.09	2,661,316.2
Quarter 3	10,168	10,168	10,168	11,376,607	8.94	2,697,036.4
Quarter 4	7,957	7,957	7,957	11,274,838	7.06	2,698,994.9
<i>18-44 years, 2016</i>						
Quarter 1	10,075	10,075	10,075	11,548,676	8.72	2,689,015.9
Quarter 2	10,461	10,461	10,461	11,690,680	8.95	2,702,514.3
Quarter 3	9,913	9,913	9,913	11,874,500	8.35	2,734,985.8
Quarter 4	7,778	7,778	7,778	13,146,837	5.92	2,750,753.5
<i>18-44 years, 2017</i>						
Quarter 1	9,061	9,061	9,061	11,545,988	7.85	2,706,889.2
Quarter 2	9,782	9,782	9,782	11,557,332	8.46	2,735,784.5
Quarter 3	9,054	9,054	9,054	11,668,131	7.76	2,767,643.9
Quarter 4	7,183	7,183	7,183	11,668,942	6.16	2,793,902.2
<i>18-44 years, 2018</i>						
Quarter 1	8,499	8,499	8,499	11,527,661	7.37	2,710,431.4
Quarter 2	9,423	9,423	9,423	11,493,609	8.20	2,723,851.4
Quarter 3	8,770	8,770	8,770	11,557,579	7.59	2,737,487.3
Quarter 4	6,824	6,824	6,824	11,428,386	5.97	2,740,291.1
<i>18-44 years, 2019</i>						
Quarter 1	7,658	7,658	7,658	11,201,868	6.84	2,637,670.5
Quarter 2	8,737	8,737	8,737	11,231,834	7.78	2,661,866.9
Quarter 3	8,410	8,410	8,410	11,373,934	7.39	2,690,803.8
Quarter 4	6,315	6,315	6,315	11,217,296	5.63	2,694,605.9
<i>18-44 years, 2020</i>						
Quarter 1	6,985	6,985	6,985	10,831,251	6.45	2,535,329.3
Quarter 2	7,081	7,081	7,081	10,881,909	6.51	2,529,233.5
Quarter 3	7,485	7,485	7,485	11,069,269	6.76	2,554,218.1
Quarter 4	6,004	6,004	6,004	11,894,451	5.05	2,552,097.1
<i>18-44 years, 2021</i>						
Quarter 1	4,912	4,912	4,912	5,303,729	9.26	1,235,542.1
<i>45-64 years, 2000</i>						
Quarter 1	0	0	0	0	NaN	0.0
Quarter 2	0	0	0	0	NaN	0.0
Quarter 3	0	0	0	0	NaN	0.0
Quarter 4	633	633	633	206,726	30.62	566.0

**Table 4. Summary of Loop Diuretic Users in the Sentinel Distributed Database (SDD) between January 1, 2000 and March 31, 2021, Cross-Stratified by Year-Quarter and Age (Years)**

	New Users	New Episodes	Adjusted Dispensings	Eligible Members <sup>1</sup>	New Users per 10,000 Eligible Members <sup>1</sup>	Eligible Member-Years <sup>1</sup>
<i>45-64 years, 2001</i>						
Quarter 1	22,883	22,883	22,883	214,923	1,064.71	47,270.9
Quarter 2	4,611	4,611	4,611	195,032	236.42	46,496.5
Quarter 3	3,419	3,419	3,419	194,847	175.47	47,048.1
Quarter 4	2,720	2,720	2,720	195,418	139.19	47,366.6
<i>45-64 years, 2002</i>						
Quarter 1	2,750	2,750	2,750	192,247	143.05	45,506.3
Quarter 2	3,330	3,330	3,330	195,899	169.99	46,107.1
Quarter 3	3,077	3,077	3,077	194,814	157.95	46,949.0
Quarter 4	2,447	2,447	2,447	194,362	125.90	45,390.8
<i>45-64 years, 2003</i>						
Quarter 1	2,466	2,466	2,466	182,852	134.86	43,131.9
Quarter 2	2,959	2,959	2,959	183,107	161.60	43,275.3
Quarter 3	2,675	2,675	2,675	180,027	148.59	43,645.3
Quarter 4	2,012	2,012	2,012	177,610	113.28	43,188.9
<i>45-64 years, 2004</i>						
Quarter 1	2,402	2,402	2,402	177,928	135.00	42,430.7
Quarter 2	2,616	2,616	2,616	177,337	147.52	42,180.8
Quarter 3	2,506	2,506	2,506	176,924	141.64	42,327.1
Quarter 4	2,072	2,072	2,072	176,105	117.66	42,154.0
<i>45-64 years, 2005</i>						
Quarter 1	2,222	2,222	2,222	176,174	126.13	41,229.6
Quarter 2	2,427	2,427	2,427	174,974	138.71	41,724.4
Quarter 3	1,589	1,589	1,589	176,129	90.22	36,974.0
Quarter 4	1,133	1,133	1,133	131,585	86.10	30,814.0
<i>45-64 years, 2006</i>						
Quarter 1	712	712	712	96,900	73.48	21,335.1
Quarter 2	735	735	735	87,979	83.54	20,647.8
Quarter 3	652	652	652	84,849	76.84	20,509.9
Quarter 4	457	457	457	84,687	53.96	20,388.6
<i>45-64 years, 2007</i>						
Quarter 1	38,677	38,677	38,677	2,819,116	137.20	662,752.3
Quarter 2	12,748	12,748	12,748	2,812,716	45.32	673,147.6
Quarter 3	9,475	9,475	9,475	2,813,982	33.67	680,304.3
Quarter 4	7,936	7,936	7,936	2,922,965	27.15	709,868.9
<i>45-64 years, 2008</i>						
Quarter 1	24,819	24,819	24,819	3,509,857	70.71	823,565.9
Quarter 2	14,133	14,133	14,133	3,552,697	39.78	830,394.5
Quarter 3	11,325	11,325	11,325	3,540,831	31.98	842,203.1
Quarter 4	10,317	10,317	10,317	8,505,783	12.13	861,080.8

**Table 4. Summary of Loop Diuretic Users in the Sentinel Distributed Database (SDD) between January 1, 2000 and March 31, 2021, Cross-Stratified by Year-Quarter and Age (Years)**

	New Users	New Episodes	Adjusted Dispensings	Eligible Members <sup>1</sup>	New Users per 10,000 Eligible Members <sup>1</sup>	Eligible Member-Years <sup>1</sup>
<i>45-64 years, 2009</i>						
Quarter 1	64,100	64,100	64,100	8,003,314	80.09	1,868,560.7
Quarter 2	29,785	29,785	29,785	7,918,031	37.62	1,885,309.3
Quarter 3	23,964	23,964	23,964	7,948,235	30.15	1,910,725.6
Quarter 4	18,744	18,744	18,744	7,903,240	23.72	1,915,403.0
<i>45-64 years, 2010</i>						
Quarter 1	24,252	24,252	24,252	7,735,203	31.35	1,820,002.7
Quarter 2	23,610	23,610	23,610	7,674,733	30.76	1,833,136.4
Quarter 3	20,652	20,652	20,652	7,631,982	27.06	1,840,659.2
Quarter 4	15,559	15,559	15,559	7,549,444	20.61	1,833,136.5
<i>45-64 years, 2011</i>						
Quarter 1	286,448	286,448	286,448	10,008,920	286.19	2,327,568.2
Quarter 2	80,430	80,430	80,430	9,769,135	82.33	2,334,249.6
Quarter 3	62,701	62,701	62,701	9,765,230	64.21	2,356,827.3
Quarter 4	46,820	46,820	46,820	9,722,654	48.16	2,359,029.4
<i>45-64 years, 2012</i>						
Quarter 1	58,982	58,982	58,982	9,663,039	61.04	2,274,828.4
Quarter 2	53,557	53,557	53,557	9,711,298	55.15	2,273,149.9
Quarter 3	50,378	50,378	50,378	9,668,069	52.11	2,298,230.3
Quarter 4	41,886	41,886	41,886	10,133,254	41.34	2,304,786.2
<i>45-64 years, 2013</i>						
Quarter 1	51,844	51,844	51,844	9,524,442	54.43	2,254,814.7
Quarter 2	50,676	50,676	50,676	9,502,076	53.33	2,276,354.9
Quarter 3	47,898	47,898	47,898	9,542,801	50.19	2,310,378.0
Quarter 4	38,800	38,800	38,800	9,510,578	40.80	2,308,867.1
<i>45-64 years, 2014</i>						
Quarter 1	65,824	65,824	65,824	10,363,245	63.52	2,453,364.1
Quarter 2	54,686	54,686	54,686	10,245,809	53.37	2,453,581.5
Quarter 3	49,820	49,820	49,820	10,277,850	48.47	2,484,809.4
Quarter 4	40,307	40,307	40,307	10,228,779	39.41	2,473,276.5
<i>45-64 years, 2015</i>						
Quarter 1	60,056	60,056	60,056	10,658,933	56.34	2,522,252.2
Quarter 2	54,822	54,822	54,822	10,726,136	51.11	2,569,551.9
Quarter 3	50,092	50,092	50,092	10,734,041	46.67	2,601,048.4
Quarter 4	41,560	41,560	41,560	10,755,282	38.64	2,605,612.0
<i>45-64 years, 2016</i>						
Quarter 1	59,645	59,645	59,645	11,116,419	53.65	2,623,500.8
Quarter 2	52,135	52,135	52,135	11,150,186	46.76	2,629,130.6
Quarter 3	49,112	49,112	49,112	11,142,598	44.08	2,658,942.5
Quarter 4	41,655	41,655	41,655	12,428,279	33.52	2,670,315.1

**Table 4. Summary of Loop Diuretic Users in the Sentinel Distributed Database (SDD) between January 1, 2000 and March 31, 2021, Cross-Stratified by Year-Quarter and Age (Years)**

	New Users	New Episodes	Adjusted Dispensings	Eligible Members <sup>1</sup>	New Users per 10,000 Eligible Members <sup>1</sup>	Eligible Member-Years <sup>1</sup>
<i>45-64 years, 2017</i>						
Quarter 1	54,697	54,697	54,697	11,005,737	49.70	2,609,032.4
Quarter 2	49,771	49,771	49,771	10,964,321	45.39	2,630,804.8
Quarter 3	46,215	46,215	46,215	10,936,315	42.26	2,653,387.0
Quarter 4	39,727	39,727	39,727	10,985,942	36.16	2,660,025.2
<i>45-64 years, 2018</i>						
Quarter 1	51,121	51,121	51,121	10,801,373	47.33	2,566,685.1
Quarter 2	48,204	48,204	48,204	10,726,389	44.94	2,573,691.6
Quarter 3	44,206	44,206	44,206	10,652,123	41.50	2,581,616.7
Quarter 4	37,660	37,660	37,660	10,611,750	35.49	2,573,892.0
<i>45-64 years, 2019</i>						
Quarter 1	47,667	47,667	47,667	10,405,449	45.81	2,472,972.9
Quarter 2	44,964	44,964	44,964	10,346,729	43.46	2,480,095.1
Quarter 3	42,079	42,079	42,079	10,300,495	40.85	2,492,965.1
Quarter 4	34,764	34,764	34,764	10,228,717	33.99	2,484,498.2
<i>45-64 years, 2020</i>						
Quarter 1	46,570	46,570	46,570	10,105,375	46.08	2,395,283.2
Quarter 2	40,228	40,228	40,228	10,058,696	39.99	2,375,848.3
Quarter 3	40,261	40,261	40,261	10,015,093	40.20	2,385,275.9
Quarter 4	33,026	33,026	33,026	10,798,684	30.58	2,372,978.4
<i>45-64 years, 2021</i>						
Quarter 1	32,278	32,278	32,278	5,834,977	55.32	1,340,908.7
<i>65-74 years, 2000</i>						
Quarter 1	0	0	0	0	NaN	0.0
Quarter 2	0	0	0	0	NaN	0.0
Quarter 3	0	0	0	0	NaN	0.0
Quarter 4	545	545	545	64,012	85.14	175.3
<i>65-74 years, 2001</i>						
Quarter 1	11,850	11,850	11,850	66,978	1,769.24	13,682.9
Quarter 2	2,040	2,040	2,040	55,883	365.05	13,069.0
Quarter 3	1,410	1,410	1,410	54,915	256.76	13,086.5
Quarter 4	1,136	1,136	1,136	54,382	208.89	13,034.8
<i>65-74 years, 2002</i>						
Quarter 1	1,209	1,209	1,209	54,007	223.86	12,578.5
Quarter 2	1,321	1,321	1,321	54,107	244.15	12,714.8
Quarter 3	1,183	1,183	1,183	54,396	217.48	12,928.5
Quarter 4	951	951	951	53,551	177.59	12,708.3

**Table 4. Summary of Loop Diuretic Users in the Sentinel Distributed Database (SDD) between January 1, 2000 and March 31, 2021, Cross-Stratified by Year-Quarter and Age (Years)**

	New Users	New Episodes	Adjusted Dispensings	Eligible Members <sup>1</sup>	New Users per 10,000 Eligible Members <sup>1</sup>	Eligible Member-Years <sup>1</sup>
<i>65-74 years, 2003</i>						
Quarter 1	1,056	1,056	1,056	52,754	200.17	12,270.6
Quarter 2	1,244	1,244	1,244	51,193	243.00	11,808.4
Quarter 3	1,073	1,073	1,073	50,099	214.18	11,896.9
Quarter 4	855	855	855	49,462	172.86	11,792.8
<i>65-74 years, 2004</i>						
Quarter 1	1,116	1,116	1,116	49,337	226.20	11,542.5
Quarter 2	1,047	1,047	1,047	49,144	213.05	11,419.6
Quarter 3	1,067	1,067	1,067	48,578	219.65	11,328.6
Quarter 4	759	759	759	47,285	160.52	11,115.9
<i>65-74 years, 2005</i>						
Quarter 1	847	847	847	46,516	182.09	10,644.4
Quarter 2	917	917	917	45,316	202.36	10,566.5
Quarter 3	672	672	672	45,392	148.04	9,679.4
Quarter 4	604	604	604	36,903	163.67	8,648.4
<i>65-74 years, 2006</i>						
Quarter 1	0	0	0	0	NaN	0.0
Quarter 2	0	0	0	0	NaN	0.0
Quarter 3	0	0	0	0	NaN	0.0
Quarter 4	0	0	0	0	NaN	0.0
<i>65-74 years, 2007</i>						
Quarter 1	19,938	19,938	19,938	400,409	497.94	89,034.8
Quarter 2	6,063	6,063	6,063	419,973	144.37	96,002.1
Quarter 3	3,851	3,851	3,851	421,593	91.34	100,969.6
Quarter 4	3,106	3,106	3,106	431,828	71.93	103,674.4
<i>65-74 years, 2008</i>						
Quarter 1	31,753	31,753	31,753	934,134	339.92	210,232.9
Quarter 2	11,203	11,203	11,203	911,502	122.91	214,007.0
Quarter 3	8,140	8,140	8,140	910,369	89.41	217,901.6
Quarter 4	7,119	7,119	7,119	1,544,500	46.09	220,877.3
<i>65-74 years, 2009</i>						
Quarter 1	32,206	32,206	32,206	1,426,015	225.85	328,794.6
Quarter 2	15,837	15,837	15,837	1,412,784	112.10	335,319.1
Quarter 3	11,995	11,995	11,995	1,418,904	84.54	341,352.2
Quarter 4	9,912	9,912	9,912	1,415,708	70.01	342,299.2
<i>65-74 years, 2010</i>						
Quarter 1	14,968	14,968	14,968	1,387,849	107.85	323,942.1
Quarter 2	12,236	12,236	12,236	1,371,814	89.20	327,842.2
Quarter 3	9,884	9,884	9,884	1,369,025	72.20	330,298.4
Quarter 4	8,348	8,348	8,348	1,359,078	61.42	329,696.4

**Table 4. Summary of Loop Diuretic Users in the Sentinel Distributed Database (SDD) between January 1, 2000 and March 31, 2021, Cross-Stratified by Year-Quarter and Age (Years)**

	New Users	New Episodes	Adjusted Dispensings	Eligible Members <sup>1</sup>	New Users per 10,000 Eligible Members <sup>1</sup>	Eligible Member-Years <sup>1</sup>
<i>65-74 years, 2011</i>						
Quarter 1	488,985	488,985	488,985	7,042,844	694.30	1,604,839.3
Quarter 2	123,028	123,028	123,028	6,619,894	185.85	1,584,186.2
Quarter 3	85,533	85,533	85,533	6,602,428	129.55	1,598,692.4
Quarter 4	65,748	65,748	65,748	6,569,644	100.08	1,597,960.6
<i>65-74 years, 2012</i>						
Quarter 1	97,616	97,616	97,616	6,945,094	140.55	1,644,423.3
Quarter 2	77,781	77,781	77,781	6,951,408	111.89	1,641,901.5
Quarter 3	69,200	69,200	69,200	6,991,839	98.97	1,669,572.7
Quarter 4	62,216	62,216	62,216	7,705,699	80.74	1,683,717.7
<i>65-74 years, 2013</i>						
Quarter 1	92,105	92,105	92,105	7,310,458	125.99	1,728,958.4
Quarter 2	78,456	78,456	78,456	7,308,907	107.34	1,753,400.9
Quarter 3	71,060	71,060	71,060	7,383,641	96.24	1,788,680.6
Quarter 4	59,761	59,761	59,761	7,385,977	80.91	1,798,081.3
<i>65-74 years, 2014</i>						
Quarter 1	131,352	131,352	131,352	8,583,474	153.03	2,032,207.2
Quarter 2	93,228	93,228	93,228	8,566,349	108.83	2,055,757.3
Quarter 3	79,166	79,166	79,166	8,616,546	91.88	2,089,868.0
Quarter 4	66,857	66,857	66,857	8,611,210	77.64	2,097,670.2
<i>65-74 years, 2015</i>						
Quarter 1	99,856	99,856	99,856	9,054,403	110.28	2,149,337.5
Quarter 2	87,677	87,677	87,677	9,067,641	96.69	2,178,759.0
Quarter 3	80,115	80,115	80,115	9,174,087	87.33	2,223,932.0
Quarter 4	69,148	69,148	69,148	9,202,646	75.14	2,241,858.4
<i>65-74 years, 2016</i>						
Quarter 1	102,934	102,934	102,934	9,770,428	105.35	2,318,154.2
Quarter 2	87,380	87,380	87,380	9,841,643	88.79	2,327,118.8
Quarter 3	80,659	80,659	80,659	9,917,845	81.33	2,375,555.2
Quarter 4	70,258	70,258	70,258	10,624,448	66.13	2,396,218.5
<i>65-74 years, 2017</i>						
Quarter 1	98,073	98,073	98,073	10,048,870	97.60	2,386,800.2
Quarter 2	86,991	86,991	86,991	10,055,837	86.51	2,418,441.1
Quarter 3	81,221	81,221	81,221	10,162,273	79.92	2,466,328.4
Quarter 4	70,056	70,056	70,056	10,177,778	68.83	2,476,270.2
<i>65-74 years, 2018</i>						
Quarter 1	93,135	93,135	93,135	10,407,601	89.49	2,472,699.2
Quarter 2	88,028	88,028	88,028	10,392,509	84.70	2,499,365.5
Quarter 3	80,755	80,755	80,755	10,493,431	76.96	2,546,831.0
Quarter 4	70,123	70,123	70,123	10,511,090	66.71	2,561,541.1

**Table 4. Summary of Loop Diuretic Users in the Sentinel Distributed Database (SDD) between January 1, 2000 and March 31, 2021, Cross-Stratified by Year-Quarter and Age (Years)**

	New Users	New Episodes	Adjusted Dispensings	Eligible Members <sup>1</sup>	New Users per 10,000 Eligible Members <sup>1</sup>	Eligible Member-Years <sup>1</sup>
<i>65-74 years, 2019</i>						
Quarter 1	90,782	90,782	90,782	10,633,311	85.38	2,529,837.2
Quarter 2	86,539	86,539	86,539	10,648,187	81.27	2,562,845.7
Quarter 3	80,768	80,768	80,768	10,786,148	74.88	2,618,780.8
Quarter 4	70,169	70,169	70,169	10,810,323	64.91	2,638,964.3
<i>65-74 years, 2020</i>						
Quarter 1	98,787	98,787	98,787	11,256,304	87.76	2,671,592.9
Quarter 2	76,934	76,934	76,934	11,318,592	67.97	2,688,073.4
Quarter 3	80,652	80,652	80,652	11,443,706	70.48	2,743,572.7
Quarter 4	70,158	70,158	70,158	12,381,022	56.67	2,766,489.0
<i>65-74 years, 2021</i>						
Quarter 1	79,882	79,882	79,882	10,489,949	76.15	2,390,233.1
<i>75-84 years, 2000</i>						
Quarter 1	0	0	0	0	NaN	0.0
Quarter 2	0	0	0	0	NaN	0.0
Quarter 3	0	0	0	0	NaN	0.0
Quarter 4	953	953	953	33,567	283.91	91.9
<i>75-84 years, 2001</i>						
Quarter 1	8,136	8,136	8,136	34,459	2,361.07	6,623.9
Quarter 2	1,351	1,351	1,351	26,527	509.29	6,092.4
Quarter 3	1,073	1,073	1,073	25,704	417.44	6,008.7
Quarter 4	807	807	807	25,124	321.21	5,924.4
<i>75-84 years, 2002</i>						
Quarter 1	850	850	850	24,969	340.42	5,687.0
Quarter 2	910	910	910	24,785	367.16	5,709.6
Quarter 3	788	788	788	24,670	319.42	5,759.0
Quarter 4	718	718	718	24,298	295.50	5,724.3
<i>75-84 years, 2003</i>						
Quarter 1	747	747	747	24,201	308.66	5,529.1
Quarter 2	901	901	901	23,850	377.78	5,474.4
Quarter 3	809	809	809	23,535	343.74	5,492.5
Quarter 4	638	638	638	23,216	274.81	5,472.2
<i>75-84 years, 2004</i>						
Quarter 1	887	887	887	23,305	380.61	5,320.7
Quarter 2	774	774	774	22,825	339.10	5,212.8
Quarter 3	777	777	777	22,714	342.08	5,226.7
Quarter 4	649	649	649	22,498	288.47	5,204.8



**Table 4. Summary of Loop Diuretic Users in the Sentinel Distributed Database (SDD) between January 1, 2000 and March 31, 2021, Cross-Stratified by Year-Quarter and Age (Years)**

	New Users	New Episodes	Adjusted Dispensings	Eligible Members <sup>1</sup>	New Users per 10,000 Eligible Members <sup>1</sup>	Eligible Member-Years <sup>1</sup>
<i>75-84 years, 2005</i>						
Quarter 1	652	652	652	22,377	291.37	5,060.6
Quarter 2	708	708	708	22,186	319.12	5,106.7
Quarter 3	631	631	631	22,470	280.82	5,032.7
Quarter 4	578	578	578	20,933	276.12	4,922.5
<i>75-84 years, 2006</i>						
Quarter 1	0	0	0	0	NaN	0.0
Quarter 2	0	0	0	0	NaN	0.0
Quarter 3	0	0	0	0	NaN	0.0
Quarter 4	0	0	0	0	NaN	0.0
<i>75-84 years, 2007</i>						
Quarter 1	21,371	21,371	21,371	217,007	984.81	46,820.6
Quarter 2	6,432	6,432	6,432	221,052	290.97	50,073.9
Quarter 3	3,760	3,760	3,760	217,791	172.64	52,564.4
Quarter 4	2,998	2,998	2,998	219,279	136.72	53,064.2
<i>75-84 years, 2008</i>						
Quarter 1	30,850	30,850	30,850	518,566	594.91	116,205.7
Quarter 2	9,706	9,706	9,706	487,086	199.27	115,792.3
Quarter 3	6,657	6,657	6,657	481,997	138.11	116,481.7
Quarter 4	6,428	6,428	6,428	799,926	80.36	117,037.0
<i>75-84 years, 2009</i>						
Quarter 1	32,307	32,307	32,307	747,733	432.07	172,042.8
Quarter 2	13,727	13,727	13,727	727,907	188.58	173,171.2
Quarter 3	9,580	9,580	9,580	723,318	132.45	175,020.7
Quarter 4	8,210	8,210	8,210	720,004	114.03	174,633.7
<i>75-84 years, 2010</i>						
Quarter 1	12,717	12,717	12,717	710,029	179.11	166,258.8
Quarter 2	10,083	10,083	10,083	699,765	144.09	167,577.7
Quarter 3	7,906	7,906	7,906	697,750	113.31	169,080.8
Quarter 4	7,111	7,111	7,111	695,457	102.25	168,900.1
<i>75-84 years, 2011</i>						
Quarter 1	576,050	576,050	576,050	4,919,059	1,171.06	1,080,264.3
Quarter 2	125,341	125,341	125,341	4,369,232	286.87	1,037,957.8
Quarter 3	81,935	81,935	81,935	4,287,554	191.10	1,034,768.2
Quarter 4	63,087	63,087	63,087	4,230,420	149.13	1,025,493.0
<i>75-84 years, 2012</i>						
Quarter 1	93,771	93,771	93,771	4,394,304	213.39	1,044,378.2
Quarter 2	71,832	71,832	71,832	4,335,570	165.68	1,033,378.2
Quarter 3	60,808	60,808	60,808	4,310,774	141.06	1,039,816.1
Quarter 4	53,885	53,885	53,885	4,651,009	115.86	1,037,357.1

**Table 4. Summary of Loop Diuretic Users in the Sentinel Distributed Database (SDD) between January 1, 2000 and March 31, 2021, Cross-Stratified by Year-Quarter and Age (Years)**

	<b>New Users</b>	<b>New Episodes</b>	<b>Adjusted Dispensings</b>	<b>Eligible Members<sup>1</sup></b>	<b>New Users per 10,000 Eligible Members<sup>1</sup></b>	<b>Eligible Member-Years<sup>1</sup></b>
<i>75-84 years, 2013</i>						
Quarter 1	85,358	85,358	85,358	4,471,305	190.90	1,053,336.9
Quarter 2	68,707	68,707	68,707	4,418,166	155.51	1,057,007.9
Quarter 3	57,802	57,802	57,802	4,415,933	130.89	1,068,336.9
Quarter 4	50,767	50,767	50,767	4,399,689	115.39	1,067,595.9
<i>75-84 years, 2014</i>						
Quarter 1	133,251	133,251	133,251	5,123,212	260.09	1,204,639.5
Quarter 2	83,514	83,514	83,514	5,049,745	165.38	1,207,170.7
Quarter 3	64,163	64,163	64,163	5,018,974	127.84	1,214,665.7
Quarter 4	55,991	55,991	55,991	4,996,356	112.06	1,213,060.8
<i>75-84 years, 2015</i>						
Quarter 1	86,464	86,464	86,464	5,170,442	167.23	1,221,339.6
Quarter 2	73,023	73,023	73,023	5,130,899	142.32	1,228,694.2
Quarter 3	62,625	62,625	62,625	5,144,833	121.72	1,244,238.9
Quarter 4	55,559	55,559	55,559	5,144,079	108.01	1,248,802.8
<i>75-84 years, 2016</i>						
Quarter 1	82,488	82,488	82,488	5,317,386	155.13	1,268,429.6
Quarter 2	69,352	69,352	69,352	5,321,685	130.32	1,269,183.7
Quarter 3	60,970	60,970	60,970	5,350,409	113.95	1,292,815.2
Quarter 4	55,008	55,008	55,008	5,644,534	97.45	1,301,424.6
<i>75-84 years, 2017</i>						
Quarter 1	79,857	79,857	79,857	5,425,446	147.19	1,283,107.3
Quarter 2	67,725	67,725	67,725	5,415,055	125.07	1,299,067.6
Quarter 3	59,796	59,796	59,796	5,466,191	109.39	1,323,225.7
Quarter 4	54,400	54,400	54,400	5,529,818	98.38	1,338,891.7
<i>75-84 years, 2018</i>						
Quarter 1	74,124	74,124	74,124	5,639,262	131.44	1,334,633.0
Quarter 2	69,422	69,422	69,422	5,650,313	122.86	1,355,822.5
Quarter 3	59,852	59,852	59,852	5,700,198	105.00	1,382,378.6
Quarter 4	55,075	55,075	55,075	5,735,713	96.02	1,394,654.8
<i>75-84 years, 2019</i>						
Quarter 1	70,846	70,846	70,846	5,763,823	122.91	1,368,233.6
Quarter 2	68,438	68,438	68,438	5,764,885	118.72	1,385,223.2
Quarter 3	60,612	60,612	60,612	5,811,716	104.29	1,410,704.4
Quarter 4	54,353	54,353	54,353	5,835,295	93.15	1,420,145.8
<i>75-84 years, 2020</i>						
Quarter 1	78,406	78,406	78,406	5,988,479	130.93	1,430,813.3
Quarter 2	57,512	57,512	57,512	5,979,533	96.18	1,435,132.1
Quarter 3	57,874	57,874	57,874	6,018,063	96.17	1,457,215.5
Quarter 4	51,735	51,735	51,735	6,421,852	80.56	1,465,881.1

**Table 4. Summary of Loop Diuretic Users in the Sentinel Distributed Database (SDD) between January 1, 2000 and March 31, 2021, Cross-Stratified by Year-Quarter and Age (Years)**

	New Users	New Episodes	Adjusted Dispensings	Eligible Members <sup>1</sup>	New Users per 10,000 Eligible Members <sup>1</sup>	Eligible Member-Years <sup>1</sup>
<i>75-84 years, 2021</i>						
Quarter 1	59,495	59,495	59,495	5,620,835	105.85	1,270,880.4
<i>≥ 85 years, 2000</i>						
Quarter 1	0	0	0	0	NaN	0.0
Quarter 2	0	0	0	0	NaN	0.0
Quarter 3	0	0	0	0	NaN	0.0
Quarter 4	1,229	1,229	1,229	18,502	664.25	50.7
<i>≥ 85 years, 2001</i>						
Quarter 1	4,985	4,985	4,985	18,359	2,715.29	3,371.7
Quarter 2	791	791	791	13,310	594.29	3,024.9
Quarter 3	614	614	614	12,760	481.19	2,949.2
Quarter 4	502	502	502	12,373	405.72	2,870.9
<i>≥ 85 years, 2002</i>						
Quarter 1	549	549	549	12,195	450.18	2,724.6
Quarter 2	591	591	591	11,856	498.48	2,688.6
Quarter 3	559	559	559	11,712	477.29	2,688.6
Quarter 4	479	479	479	11,414	419.66	2,634.9
<i>≥ 85 years, 2003</i>						
Quarter 1	464	464	464	11,154	415.99	2,499.7
Quarter 2	523	523	523	10,924	478.76	2,476.7
Quarter 3	490	490	490	10,839	452.07	2,498.0
Quarter 4	449	449	449	10,648	421.68	2,451.3
<i>≥ 85 years, 2004</i>						
Quarter 1	541	541	541	10,537	513.43	2,328.1
Quarter 2	492	492	492	9,976	493.18	2,239.5
Quarter 3	485	485	485	9,869	491.44	2,228.1
Quarter 4	456	456	456	9,710	469.62	2,190.8
<i>≥ 85 years, 2005</i>						
Quarter 1	429	429	429	9,591	447.29	2,112.0
Quarter 2	437	437	437	9,420	463.91	2,124.6
Quarter 3	411	411	411	9,562	429.83	2,166.1
Quarter 4	403	403	403	9,461	425.96	2,190.2
<i>≥ 85 years, 2006</i>						
Quarter 1	0	0	0	0	NaN	0.0
Quarter 2	0	0	0	0	NaN	0.0
Quarter 3	0	0	0	0	NaN	0.0
Quarter 4	0	0	0	0	NaN	0.0

**Table 4. Summary of Loop Diuretic Users in the Sentinel Distributed Database (SDD) between January 1, 2000 and March 31, 2021, Cross-Stratified by Year-Quarter and Age (Years)**

	New Users	New Episodes	Adjusted Dispensings	Eligible Members <sup>1</sup>	New Users per 10,000 Eligible Members <sup>1</sup>	Eligible Member-Years <sup>1</sup>
<i>≥ 85 years, 2007</i>						
Quarter 1	13,553	13,553	13,553	75,781	1,788.44	15,216.3
Quarter 2	3,892	3,892	3,892	71,263	546.15	15,690.1
Quarter 3	2,103	2,103	2,103	68,582	306.64	16,316.5
Quarter 4	1,693	1,693	1,693	68,765	246.20	16,453.9
<i>≥ 85 years, 2008</i>						
Quarter 1	15,949	15,949	15,949	162,085	983.99	34,652.1
Quarter 2	4,676	4,676	4,676	146,803	318.52	34,475.0
Quarter 3	3,243	3,243	3,243	145,111	223.48	34,702.1
Quarter 4	3,449	3,449	3,449	257,094	134.15	35,064.2
<i>≥ 85 years, 2009</i>						
Quarter 1	18,581	18,581	18,581	244,482	760.02	54,731.3
Quarter 2	6,897	6,897	6,897	232,640	296.47	54,714.5
Quarter 3	4,932	4,932	4,932	231,668	212.89	55,566.9
Quarter 4	4,476	4,476	4,476	231,929	192.99	55,816.3
<i>≥ 85 years, 2010</i>						
Quarter 1	7,046	7,046	7,046	230,407	305.81	53,396.1
Quarter 2	5,181	5,181	5,181	227,307	227.93	53,920.6
Quarter 3	4,322	4,322	4,322	227,686	189.82	54,746.4
Quarter 4	3,914	3,914	3,914	228,204	171.51	54,906.2
<i>≥ 85 years, 2011</i>						
Quarter 1	473,903	473,903	473,903	2,325,455	2,037.89	473,630.7
Quarter 2	83,396	83,396	83,396	1,859,952	448.38	436,461.9
Quarter 3	54,001	54,001	54,001	1,808,260	298.64	432,819.0
Quarter 4	44,895	44,895	44,895	1,781,155	252.06	428,394.2
<i>≥ 85 years, 2012</i>						
Quarter 1	67,751	67,751	67,751	1,855,509	365.13	435,225.5
Quarter 2	48,968	48,968	48,968	1,812,922	270.11	428,506.2
Quarter 3	41,990	41,990	41,990	1,796,759	233.70	430,497.7
Quarter 4	39,907	39,907	39,907	1,929,961	206.78	428,825.6
<i>≥ 85 years, 2013</i>						
Quarter 1	63,508	63,508	63,508	1,865,950	340.35	433,954.8
Quarter 2	47,596	47,596	47,596	1,819,407	261.60	431,897.4
Quarter 3	40,481	40,481	40,481	1,809,974	223.66	435,408.3
Quarter 4	36,682	36,682	36,682	1,799,891	203.80	434,069.5
<i>≥ 85 years, 2014</i>						
Quarter 1	100,725	100,725	100,725	2,121,911	474.69	491,383.4
Quarter 2	57,383	57,383	57,383	2,053,892	279.39	487,130.2
Quarter 3	44,183	44,183	44,183	2,026,988	217.97	488,093.6
Quarter 4	40,760	40,760	40,760	2,011,818	202.60	485,095.5

**Table 4. Summary of Loop Diuretic Users in the Sentinel Distributed Database (SDD) between January 1, 2000 and March 31, 2021, Cross-Stratified by Year-Quarter and Age (Years)**

	New Users	New Episodes	Adjusted Dispensings	Eligible Members <sup>1</sup>	New Users per 10,000 Eligible Members <sup>1</sup>	Eligible Member-Years <sup>1</sup>
<i>≥ 85 years, 2015</i>						
Quarter 1	61,747	61,747	61,747	2,066,369	298.82	482,785.6
Quarter 2	49,110	49,110	49,110	2,023,279	242.72	480,951.2
Quarter 3	42,066	42,066	42,066	2,014,993	208.76	484,707.2
Quarter 4	39,092	39,092	39,092	2,006,854	194.79	484,534.7
<i>≥ 85 years, 2016</i>						
Quarter 1	57,123	57,123	57,123	2,062,906	276.91	487,747.6
Quarter 2	45,693	45,693	45,693	2,037,151	224.30	483,015.7
Quarter 3	39,697	39,697	39,697	2,028,264	195.72	487,971.2
Quarter 4	38,087	38,087	38,087	2,119,284	179.72	487,716.8
<i>≥ 85 years, 2017</i>						
Quarter 1	55,050	55,050	55,050	2,020,323	272.48	473,522.1
Quarter 2	43,896	43,896	43,896	1,983,783	221.27	473,045.3
Quarter 3	37,906	37,906	37,906	1,977,260	191.71	477,211.1
Quarter 4	35,792	35,792	35,792	1,976,585	181.08	477,270.8
<i>≥ 85 years, 2018</i>						
Quarter 1	49,912	49,912	49,912	1,995,347	250.14	468,468.6
Quarter 2	43,218	43,218	43,218	1,960,815	220.41	467,839.5
Quarter 3	36,602	36,602	36,602	1,950,808	187.62	471,328.5
Quarter 4	34,718	34,718	34,718	1,944,182	178.57	469,969.8
<i>≥ 85 years, 2019</i>						
Quarter 1	44,459	44,459	44,459	1,940,337	229.13	456,692.5
Quarter 2	41,466	41,466	41,466	1,918,158	216.18	457,243.5
Quarter 3	35,259	35,259	35,259	1,917,226	183.91	462,219.3
Quarter 4	33,332	33,332	33,332	1,917,411	173.84	463,187.8
<i>≥ 85 years, 2020</i>						
Quarter 1	47,331	47,331	47,331	1,963,341	241.07	464,122.7
Quarter 2	31,940	31,940	31,940	1,940,092	164.63	460,986.4
Quarter 3	31,460	31,460	31,460	1,936,930	162.42	465,186.7
Quarter 4	29,885	29,885	29,885	2,044,106	146.20	465,166.7
<i>≥ 85 years, 2021</i>						
Quarter 1	34,800	34,800	34,800	1,792,228	194.17	403,463.3
<b>Torseamide</b>						
<i>18-44 years, 2000</i>						
Quarter 1	0	0	0	0	NaN	0.0
Quarter 2	0	0	0	0	NaN	0.0
Quarter 3	0	0	0	0	NaN	0.0
Quarter 4	*****	*****	*****	*****	0.03	1,072.3

**Table 4. Summary of Loop Diuretic Users in the Sentinel Distributed Database (SDD) between January 1, 2000 and March 31, 2021, Cross-Stratified by Year-Quarter and Age (Years)**

	New Users	New Episodes	Adjusted Dispensings	Eligible Members <sup>1</sup>	New Users per 10,000 Eligible Members <sup>1</sup>	Eligible Member-Years <sup>1</sup>
<i>18-44 years, 2001</i>						
Quarter 1	93	93	93	409,745	2.27	97,326.1
Quarter 2	63	63	63	414,774	1.52	100,003.1
Quarter 3	74	74	74	423,940	1.75	103,109.1
Quarter 4	45	45	45	431,071	1.04	104,889.9
<i>18-44 years, 2002</i>						
Quarter 1	70	70	70	407,242	1.72	96,995.4
Quarter 2	89	89	89	416,208	2.14	97,075.0
Quarter 3	66	66	66	405,174	1.63	98,274.8
Quarter 4	47	47	47	400,703	1.17	90,392.9
<i>18-44 years, 2003</i>						
Quarter 1	49	49	49	350,296	1.40	82,752.2
Quarter 2	75	75	75	344,796	2.18	81,412.5
Quarter 3	89	89	89	342,149	2.60	82,111.0
Quarter 4	45	45	45	339,372	1.33	81,691.8
<i>18-44 years, 2004</i>						
Quarter 1	72	72	72	344,902	2.09	80,989.8
Quarter 2	88	88	88	350,389	2.51	81,672.2
Quarter 3	85	85	85	352,642	2.41	82,379.2
Quarter 4	64	64	64	352,197	1.82	82,524.5
<i>18-44 years, 2005</i>						
Quarter 1	55	55	55	346,534	1.59	80,140.1
Quarter 2	53	53	53	346,413	1.53	81,979.3
Quarter 3	42	42	42	357,313	1.18	80,220.8
Quarter 4	34	34	34	326,363	1.04	77,139.4
<i>18-44 years, 2006</i>						
Quarter 1	19	19	19	297,281	0.64	68,360.8
Quarter 2	18	18	18	296,594	0.61	69,245.1
Quarter 3	26	26	26	294,676	0.88	70,048.8
Quarter 4	14	14	14	298,331	0.47	70,104.2
<i>18-44 years, 2007</i>						
Quarter 1	425	425	425	3,569,084	1.19	829,204.2
Quarter 2	185	185	185	3,587,691	0.52	843,127.6
Quarter 3	140	140	140	3,626,681	0.39	852,922.6
Quarter 4	109	109	109	3,698,488	0.29	881,693.6
<i>18-44 years, 2008</i>						
Quarter 1	165	165	165	4,270,113	0.39	982,367.4
Quarter 2	156	156	156	4,326,914	0.36	986,031.2
Quarter 3	139	139	139	4,344,060	0.32	996,213.9
Quarter 4	119	119	119	10,785,336	0.11	1,017,288.5

**Table 4. Summary of Loop Diuretic Users in the Sentinel Distributed Database (SDD) between January 1, 2000 and March 31, 2021, Cross-Stratified by Year-Quarter and Age (Years)**

	New Users	New Episodes	Adjusted Dispensings	Eligible Members <sup>1</sup>	New Users per 10,000 Eligible Members <sup>1</sup>	Eligible Member-Years <sup>1</sup>
<i>18-44 years, 2009</i>						
Quarter 1	663	663	663	10,087,831	0.66	2,323,083.1
Quarter 2	345	345	345	10,027,349	0.34	2,349,937.1
Quarter 3	302	302	302	10,200,077	0.30	2,385,472.2
Quarter 4	201	201	201	9,974,883	0.20	2,383,541.0
<i>18-44 years, 2010</i>						
Quarter 1	271	271	271	9,720,872	0.28	2,259,560.0
Quarter 2	274	274	274	9,604,493	0.29	2,262,968.4
Quarter 3	254	254	254	9,631,296	0.26	2,263,946.8
Quarter 4	169	169	169	9,352,540	0.18	2,241,525.0
<i>18-44 years, 2011</i>						
Quarter 1	1,728	1,728	1,728	10,153,507	1.70	2,371,781.8
Quarter 2	651	651	651	10,150,442	0.64	2,397,497.6
Quarter 3	534	534	534	10,292,005	0.52	2,427,283.5
Quarter 4	467	467	467	10,166,367	0.46	2,441,501.8
<i>18-44 years, 2012</i>						
Quarter 1	520	520	520	10,161,782	0.51	2,354,805.2
Quarter 2	526	526	526	10,280,638	0.51	2,359,667.1
Quarter 3	444	444	444	10,471,086	0.42	2,394,148.1
Quarter 4	415	415	415	10,802,036	0.38	2,408,316.1
<i>18-44 years, 2013</i>						
Quarter 1	457	457	457	9,976,703	0.46	2,334,870.5
Quarter 2	491	491	491	9,950,912	0.49	2,355,209.4
Quarter 3	480	480	480	10,110,147	0.47	2,388,960.6
Quarter 4	406	406	406	9,884,005	0.41	2,374,773.6
<i>18-44 years, 2014</i>						
Quarter 1	560	560	560	10,775,234	0.52	2,529,152.2
Quarter 2	618	618	618	10,743,660	0.58	2,543,250.0
Quarter 3	527	527	527	10,932,322	0.48	2,586,499.9
Quarter 4	431	431	431	10,824,170	0.40	2,588,133.2
<i>18-44 years, 2015</i>						
Quarter 1	585	585	585	11,239,818	0.52	2,638,053.2
Quarter 2	568	568	568	11,351,636	0.50	2,690,021.3
Quarter 3	519	519	519	11,493,212	0.45	2,726,722.8
Quarter 4	510	510	510	11,393,322	0.45	2,728,894.9
<i>18-44 years, 2016</i>						
Quarter 1	611	611	611	11,664,495	0.52	2,718,112.5
Quarter 2	590	590	590	11,809,024	0.50	2,732,202.1
Quarter 3	549	549	549	11,995,309	0.46	2,765,556.8
Quarter 4	504	504	504	13,269,689	0.38	2,781,451.8

**Table 4. Summary of Loop Diuretic Users in the Sentinel Distributed Database (SDD) between January 1, 2000 and March 31, 2021, Cross-Stratified by Year-Quarter and Age (Years)**

	New Users	New Episodes	Adjusted Dispensings	Eligible Members <sup>1</sup>	New Users per 10,000 Eligible Members <sup>1</sup>	Eligible Member-Years <sup>1</sup>
<i>18-44 years, 2017</i>						
Quarter 1	632	632	632	11,663,339	0.54	2,735,886.3
Quarter 2	604	604	604	11,675,148	0.52	2,765,222.9
Quarter 3	560	560	560	11,786,318	0.48	2,797,570.4
Quarter 4	499	499	499	11,787,805	0.42	2,823,800.3
<i>18-44 years, 2018</i>						
Quarter 1	613	613	613	11,641,301	0.53	2,738,483.8
Quarter 2	612	612	612	11,607,069	0.53	2,752,237.8
Quarter 3	546	546	546	11,671,865	0.47	2,766,326.6
Quarter 4	546	546	546	11,542,952	0.47	2,769,091.7
<i>18-44 years, 2019</i>						
Quarter 1	661	661	661	11,311,332	0.58	2,664,684.6
Quarter 2	664	664	664	11,341,336	0.59	2,689,220.6
Quarter 3	627	627	627	11,484,222	0.55	2,718,609.5
Quarter 4	588	588	588	11,327,277	0.52	2,722,232.3
<i>18-44 years, 2020</i>						
Quarter 1	690	690	690	10,923,879	0.63	2,558,408.8
Quarter 2	584	584	584	10,974,510	0.53	2,552,260.1
Quarter 3	690	690	690	11,162,252	0.62	2,577,614.3
Quarter 4	621	621	621	11,987,664	0.52	2,575,355.9
<i>18-44 years, 2021</i>						
Quarter 1	608	608	608	5,374,549	1.13	1,252,583.5
<i>45-64 years, 2000</i>						
Quarter 1	0	0	0	0	NaN	0.0
Quarter 2	0	0	0	0	NaN	0.0
Quarter 3	0	0	0	0	NaN	0.0
Quarter 4	11	11	11	206,726	0.53	566.0
<i>45-64 years, 2001</i>						
Quarter 1	526	526	526	215,662	24.39	51,374.8
Quarter 2	262	262	262	217,690	12.04	52,595.6
Quarter 3	196	196	196	221,260	8.86	53,985.0
Quarter 4	213	213	213	224,372	9.49	54,849.0
<i>45-64 years, 2002</i>						
Quarter 1	225	225	225	222,910	10.09	53,205.6
Quarter 2	321	321	321	228,345	14.06	54,385.8
Quarter 3	224	224	224	229,308	9.77	55,812.7
Quarter 4	188	188	188	230,740	8.15	54,569.5



**Table 4. Summary of Loop Diuretic Users in the Sentinel Distributed Database (SDD) between January 1, 2000 and March 31, 2021, Cross-Stratified by Year-Quarter and Age (Years)**

	New Users	New Episodes	Adjusted Dispensings	Eligible Members <sup>1</sup>	New Users per 10,000 Eligible Members <sup>1</sup>	Eligible Member-Years <sup>1</sup>
<i>45-64 years, 2003</i>						
Quarter 1	223	223	223	219,869	10.14	52,323.1
Quarter 2	248	248	248	221,237	11.21	52,887.5
Quarter 3	273	273	273	219,827	12.42	53,781.8
Quarter 4	206	206	206	218,767	9.42	53,570.8
<i>45-64 years, 2004</i>						
Quarter 1	173	173	173	219,949	7.87	52,932.0
Quarter 2	227	227	227	220,434	10.30	52,972.1
Quarter 3	227	227	227	221,396	10.25	53,546.5
Quarter 4	198	198	198	221,701	8.93	53,609.6
<i>45-64 years, 2005</i>						
Quarter 1	175	175	175	222,438	7.87	52,583.2
Quarter 2	189	189	189	221,811	8.52	53,399.4
Quarter 3	109	109	109	224,071	4.86	48,073.7
Quarter 4	88	88	88	172,409	5.10	40,762.8
<i>45-64 years, 2006</i>						
Quarter 1	41	41	41	124,169	3.30	27,469.7
Quarter 2	53	53	53	111,831	4.74	26,409.5
Quarter 3	38	38	38	107,880	3.52	26,235.2
Quarter 4	41	41	41	107,717	3.81	26,091.2
<i>45-64 years, 2007</i>						
Quarter 1	2,755	2,755	2,755	2,842,066	9.69	673,761.9
Quarter 2	746	746	746	2,869,799	2.60	688,499.7
Quarter 3	577	577	577	2,879,918	2.00	697,594.7
Quarter 4	451	451	451	2,994,412	1.51	728,407.1
<i>45-64 years, 2008</i>						
Quarter 1	1,414	1,414	1,414	3,583,513	3.95	844,886.2
Quarter 2	737	737	737	3,645,420	2.02	854,488.4
Quarter 3	631	631	631	3,641,532	1.73	868,240.4
Quarter 4	576	576	576	8,611,688	0.67	888,120.5
<i>45-64 years, 2009</i>						
Quarter 1	4,218	4,218	4,218	8,107,162	5.20	1,902,042.5
Quarter 2	1,653	1,653	1,653	8,072,864	2.05	1,926,214.3
Quarter 3	1,263	1,263	1,263	8,120,470	1.56	1,955,219.9
Quarter 4	1,007	1,007	1,007	8,083,794	1.25	1,961,801.0
<i>45-64 years, 2010</i>						
Quarter 1	1,298	1,298	1,298	7,906,359	1.64	1,863,645.6
Quarter 2	1,241	1,241	1,241	7,857,519	1.58	1,880,050.9
Quarter 3	1,051	1,051	1,051	7,825,473	1.34	1,890,392.9
Quarter 4	807	807	807	7,750,396	1.04	1,884,299.5

**Table 4. Summary of Loop Diuretic Users in the Sentinel Distributed Database (SDD) between January 1, 2000 and March 31, 2021, Cross-Stratified by Year-Quarter and Age (Years)**

	<b>New Users</b>	<b>New Episodes</b>	<b>Adjusted Dispensings</b>	<b>Eligible Members<sup>1</sup></b>	<b>New Users per 10,000 Eligible Members<sup>1</sup></b>	<b>Eligible Member-Years<sup>1</sup></b>
<i>45-64 years, 2011</i>						
Quarter 1	13,382	13,382	13,382	10,194,965	13.13	2,416,061.4
Quarter 2	3,948	3,948	3,948	10,210,625	3.87	2,451,429.9
Quarter 3	3,134	3,134	3,134	10,260,657	3.05	2,486,350.9
Quarter 4	2,419	2,419	2,419	10,253,482	2.36	2,495,195.0
<i>45-64 years, 2012</i>						
Quarter 1	3,240	3,240	3,240	10,190,589	3.18	2,409,845.7
Quarter 2	2,732	2,732	2,732	10,267,521	2.66	2,414,511.4
Quarter 3	2,670	2,670	2,670	10,247,461	2.61	2,446,753.4
Quarter 4	2,556	2,556	2,556	10,734,789	2.38	2,457,464.1
<i>45-64 years, 2013</i>						
Quarter 1	3,012	3,012	3,012	10,118,815	2.98	2,403,962.2
Quarter 2	2,957	2,957	2,957	10,116,721	2.92	2,431,774.4
Quarter 3	2,750	2,750	2,750	10,177,254	2.70	2,472,246.1
Quarter 4	2,448	2,448	2,448	10,161,292	2.41	2,473,659.8
<i>45-64 years, 2014</i>						
Quarter 1	4,330	4,330	4,330	10,994,586	3.94	2,612,963.2
Quarter 2	3,984	3,984	3,984	10,906,475	3.65	2,620,293.3
Quarter 3	3,111	3,111	3,111	10,955,030	2.84	2,657,099.3
Quarter 4	2,701	2,701	2,701	10,919,678	2.47	2,647,824.1
<i>45-64 years, 2015</i>						
Quarter 1	4,043	4,043	4,043	11,333,737	3.57	2,691,446.1
Quarter 2	3,569	3,569	3,569	11,424,262	3.12	2,745,526.1
Quarter 3	3,273	3,273	3,273	11,450,626	2.86	2,783,058.8
Quarter 4	2,970	2,970	2,970	11,487,107	2.59	2,790,441.7
<i>45-64 years, 2016</i>						
Quarter 1	4,284	4,284	4,284	11,836,356	3.62	2,805,093.3
Quarter 2	3,632	3,632	3,632	11,892,774	3.05	2,814,916.7
Quarter 3	3,583	3,583	3,583	11,899,722	3.01	2,850,474.0
Quarter 4	3,405	3,405	3,405	13,204,513	2.58	2,864,125.6
<i>45-64 years, 2017</i>						
Quarter 1	4,253	4,253	4,253	11,750,209	3.62	2,793,966.1
Quarter 2	3,841	3,841	3,841	11,722,221	3.28	2,820,301.3
Quarter 3	3,914	3,914	3,914	11,703,152	3.34	2,847,071.7
Quarter 4	3,590	3,590	3,590	11,759,616	3.05	2,854,721.4
<i>45-64 years, 2018</i>						
Quarter 1	4,533	4,533	4,533	11,542,588	3.93	2,750,328.1
Quarter 2	4,355	4,355	4,355	11,475,371	3.80	2,760,606.3
Quarter 3	3,994	3,994	3,994	11,405,333	3.50	2,771,349.9
Quarter 4	3,920	3,920	3,920	11,367,016	3.45	2,763,699.3

**Table 4. Summary of Loop Diuretic Users in the Sentinel Distributed Database (SDD) between January 1, 2000 and March 31, 2021, Cross-Stratified by Year-Quarter and Age (Years)**

	New Users	New Episodes	Adjusted Dispensings	Eligible Members <sup>1</sup>	New Users per 10,000 Eligible Members <sup>1</sup>	Eligible Member-Years <sup>1</sup>
<i>45-64 years, 2019</i>						
Quarter 1	4,802	4,802	4,802	11,125,651	4.32	2,650,909.6
Quarter 2	4,567	4,567	4,567	11,070,252	4.13	2,660,163.2
Quarter 3	4,408	4,408	4,408	11,024,786	4.00	2,674,966.0
Quarter 4	4,018	4,018	4,018	10,950,094	3.67	2,665,794.5
<i>45-64 years, 2020</i>						
Quarter 1	5,259	5,259	5,259	10,768,320	4.88	2,560,519.8
Quarter 2	4,323	4,323	4,323	10,723,542	4.03	2,540,698.8
Quarter 3	4,522	4,522	4,522	10,680,067	4.23	2,551,983.4
Quarter 4	4,090	4,090	4,090	11,464,706	3.57	2,538,810.9
<i>45-64 years, 2021</i>						
Quarter 1	4,115	4,115	4,115	6,359,583	6.47	1,463,680.2
<i>65-74 years, 2000</i>						
Quarter 1	0	0	0	0	NaN	0.0
Quarter 2	0	0	0	0	NaN	0.0
Quarter 3	0	0	0	0	NaN	0.0
Quarter 4	*****	*****	*****	*****	1.25	175.3
<i>65-74 years, 2001</i>						
Quarter 1	326	326	326	67,813	48.07	15,868.1
Quarter 2	114	114	114	68,179	16.72	16,249.8
Quarter 3	132	132	132	68,940	19.15	16,652.4
Quarter 4	130	130	130	69,389	18.73	16,811.3
<i>65-74 years, 2002</i>						
Quarter 1	129	129	129	69,751	18.49	16,426.9
Quarter 2	145	145	145	70,664	20.52	16,821.5
Quarter 3	150	150	150	71,908	20.86	17,300.3
Quarter 4	102	102	102	71,649	14.24	17,205.5
<i>65-74 years, 2003</i>						
Quarter 1	100	100	100	71,289	14.03	16,758.4
Quarter 2	111	111	111	70,081	15.84	16,446.4
Quarter 3	108	108	108	69,747	15.48	16,777.7
Quarter 4	87	87	87	69,672	12.49	16,782.8
<i>65-74 years, 2004</i>						
Quarter 1	96	96	96	69,976	13.72	16,594.3
Quarter 2	123	123	123	70,375	17.48	16,584.4
Quarter 3	107	107	107	70,230	15.24	16,661.0
Quarter 4	87	87	87	69,283	12.56	16,519.5

**Table 4. Summary of Loop Diuretic Users in the Sentinel Distributed Database (SDD) between January 1, 2000 and March 31, 2021, Cross-Stratified by Year-Quarter and Age (Years)**

	New Users	New Episodes	Adjusted Dispensings	Eligible Members <sup>1</sup>	New Users per 10,000 Eligible Members <sup>1</sup>	Eligible Member-Years <sup>1</sup>
<i>65-74 years, 2005</i>						
Quarter 1	76	76	76	68,704	11.06	15,940.0
Quarter 2	102	102	102	67,604	15.09	15,977.6
Quarter 3	57	57	57	68,122	8.37	14,818.4
Quarter 4	39	39	39	56,404	6.91	13,371.8
<i>65-74 years, 2006</i>						
Quarter 1	0	0	0	0	NaN	0.0
Quarter 2	0	0	0	0	NaN	0.0
Quarter 3	0	0	0	0	NaN	0.0
Quarter 4	0	0	0	0	NaN	0.0
<i>65-74 years, 2007</i>						
Quarter 1	1,330	1,330	1,330	400,689	33.19	91,889.1
Quarter 2	384	384	384	438,553	8.76	101,158.6
Quarter 3	223	223	223	445,004	5.01	107,109.0
Quarter 4	224	224	224	457,901	4.89	110,366.0
<i>65-74 years, 2008</i>						
Quarter 1	1,431	1,431	1,431	961,200	14.89	221,456.5
Quarter 2	572	572	572	966,662	5.92	228,653.5
Quarter 3	402	402	402	973,749	4.13	234,337.0
Quarter 4	381	381	381	1,612,873	2.36	238,363.8
<i>65-74 years, 2009</i>						
Quarter 1	2,162	2,162	2,162	1,492,444	14.49	348,696.6
Quarter 2	946	946	946	1,504,332	6.29	359,231.3
Quarter 3	665	665	665	1,521,240	4.37	367,679.2
Quarter 4	566	566	566	1,524,507	3.71	369,926.8
<i>65-74 years, 2010</i>						
Quarter 1	846	846	846	1,490,217	5.68	349,960.8
Quarter 2	649	649	649	1,481,927	4.38	355,813.0
Quarter 3	583	583	583	1,485,844	3.92	359,869.3
Quarter 4	521	521	521	1,479,774	3.52	360,092.6
<i>65-74 years, 2011</i>						
Quarter 1	25,710	25,710	25,710	7,157,819	35.92	1,704,338.0
Quarter 2	6,621	6,621	6,621	7,180,498	9.22	1,734,943.0
Quarter 3	4,725	4,725	4,725	7,254,290	6.51	1,768,418.9
Quarter 4	3,775	3,775	3,775	7,274,256	5.19	1,778,109.7
<i>65-74 years, 2012</i>						
Quarter 1	5,670	5,670	5,670	7,662,011	7.40	1,829,480.5
Quarter 2	4,587	4,587	4,587	7,727,069	5.94	1,838,458.0
Quarter 3	4,200	4,200	4,200	7,807,095	5.38	1,877,049.5
Quarter 4	3,863	3,863	3,863	8,551,252	4.52	1,897,452.5

**Table 4. Summary of Loop Diuretic Users in the Sentinel Distributed Database (SDD) between January 1, 2000 and March 31, 2021, Cross-Stratified by Year-Quarter and Age (Years)**

	New Users	New Episodes	Adjusted Dispensings	Eligible Members <sup>1</sup>	New Users per 10,000 Eligible Members <sup>1</sup>	Eligible Member-Years <sup>1</sup>
<i>65-74 years, 2013</i>						
Quarter 1	5,862	5,862	5,862	8,146,606	7.20	1,939,704.0
Quarter 2	5,172	5,172	5,172	8,189,524	6.32	1,975,576.1
Quarter 3	4,616	4,616	4,616	8,298,576	5.56	2,020,849.5
Quarter 4	4,161	4,161	4,161	8,326,118	5.00	2,035,201.7
<i>65-74 years, 2014</i>						
Quarter 1	9,332	9,332	9,332	9,511,627	9.81	2,269,807.0
Quarter 2	7,392	7,392	7,392	9,572,085	7.72	2,309,611.7
Quarter 3	5,602	5,602	5,602	9,659,617	5.80	2,354,111.6
Quarter 4	5,027	5,027	5,027	9,679,193	5.19	2,366,760.6
<i>65-74 years, 2015</i>						
Quarter 1	7,265	7,265	7,265	10,108,057	7.19	2,412,789.4
Quarter 2	6,537	6,537	6,537	10,161,512	6.43	2,453,233.1
Quarter 3	5,847	5,847	5,847	10,299,110	5.68	2,508,168.0
Quarter 4	5,744	5,744	5,744	10,350,786	5.55	2,530,737.9
<i>65-74 years, 2016</i>						
Quarter 1	8,037	8,037	8,037	10,906,282	7.37	2,604,436.6
Quarter 2	6,886	6,886	6,886	11,020,551	6.25	2,621,490.4
Quarter 3	6,447	6,447	6,447	11,124,888	5.80	2,679,287.7
Quarter 4	5,970	5,970	5,970	11,856,147	5.04	2,704,115.9
<i>65-74 years, 2017</i>						
Quarter 1	8,467	8,467	8,467	11,244,293	7.53	2,683,419.4
Quarter 2	7,426	7,426	7,426	11,282,570	6.58	2,724,544.2
Quarter 3	7,577	7,577	7,577	11,414,152	6.64	2,781,126.3
Quarter 4	6,768	6,768	6,768	11,443,948	5.91	2,793,120.0
<i>65-74 years, 2018</i>						
Quarter 1	8,862	8,862	8,862	11,634,544	7.62	2,775,516.5
Quarter 2	8,430	8,430	8,430	11,638,363	7.24	2,809,750.5
Quarter 3	7,968	7,968	7,968	11,758,765	6.78	2,864,557.4
Quarter 4	7,805	7,805	7,805	11,787,092	6.62	2,881,178.4
<i>65-74 years, 2019</i>						
Quarter 1	9,641	9,641	9,641	11,870,293	8.12	2,835,178.6
Quarter 2	9,340	9,340	9,340	11,904,048	7.85	2,875,830.2
Quarter 3	8,929	8,929	8,929	12,061,142	7.40	2,938,851.9
Quarter 4	8,606	8,606	8,606	12,095,628	7.11	2,961,246.9
<i>65-74 years, 2020</i>						
Quarter 1	11,454	11,454	11,454	12,495,860	9.17	2,981,465.5
Quarter 2	8,567	8,567	8,567	12,582,146	6.81	3,001,121.6
Quarter 3	9,746	9,746	9,746	12,717,971	7.66	3,063,077.6
Quarter 4	9,057	9,057	9,057	13,669,205	6.63	3,087,623.8

**Table 4. Summary of Loop Diuretic Users in the Sentinel Distributed Database (SDD) between January 1, 2000 and March 31, 2021, Cross-Stratified by Year-Quarter and Age (Years)**

	New Users	New Episodes	Adjusted Dispensings	Eligible Members <sup>1</sup>	New Users per 10,000 Eligible Members <sup>1</sup>	Eligible Member-Years <sup>1</sup>
<i>65-74 years, 2021</i>						
Quarter 1	10,102	10,102	10,102	11,659,202	8.66	2,664,852.2
<i>75-84 years, 2000</i>						
Quarter 1	0	0	0	0	NaN	0.0
Quarter 2	0	0	0	0	NaN	0.0
Quarter 3	0	0	0	0	NaN	0.0
Quarter 4	*****	*****	*****	*****	2.38	91.9
<i>75-84 years, 2001</i>						
Quarter 1	205	205	205	35,576	57.62	8,240.6
Quarter 2	85	85	85	35,336	24.05	8,342.1
Quarter 3	81	81	81	35,437	22.86	8,474.2
Quarter 4	96	96	96	35,434	27.09	8,502.3
<i>75-84 years, 2002</i>						
Quarter 1	72	72	72	35,572	20.24	8,250.8
Quarter 2	104	104	104	35,726	29.11	8,400.2
Quarter 3	83	83	83	36,027	23.04	8,574.6
Quarter 4	79	79	79	35,867	22.03	8,591.6
<i>75-84 years, 2003</i>						
Quarter 1	67	67	67	36,067	18.58	8,370.2
Quarter 2	73	73	73	35,870	20.35	8,417.6
Quarter 3	84	84	84	35,932	23.38	8,562.4
Quarter 4	49	49	49	35,860	13.66	8,578.9
<i>75-84 years, 2004</i>						
Quarter 1	81	81	81	36,105	22.43	8,447.7
Quarter 2	73	73	73	35,938	20.31	8,389.3
Quarter 3	77	77	77	36,101	21.33	8,530.1
Quarter 4	57	57	57	36,182	15.75	8,563.4
<i>75-84 years, 2005</i>						
Quarter 1	58	58	58	36,241	16.00	8,363.9
Quarter 2	54	54	54	36,140	14.94	8,490.1
Quarter 3	43	43	43	36,696	11.72	8,423.1
Quarter 4	30	30	30	34,489	8.70	8,234.2
<i>75-84 years, 2006</i>						
Quarter 1	0	0	0	0	NaN	0.0
Quarter 2	0	0	0	0	NaN	0.0
Quarter 3	0	0	0	0	NaN	0.0
Quarter 4	0	0	0	0	NaN	0.0

**Table 4. Summary of Loop Diuretic Users in the Sentinel Distributed Database (SDD) between January 1, 2000 and March 31, 2021, Cross-Stratified by Year-Quarter and Age (Years)**

	New Users	New Episodes	Adjusted Dispensings	Eligible Members <sup>1</sup>	New Users per 10,000 Eligible Members <sup>1</sup>	Eligible Member-Years <sup>1</sup>
<i>75-84 years, 2007</i>						
Quarter 1	1,297	1,297	1,297	217,340	59.68	49,958.4
Quarter 2	383	383	383	241,230	15.88	55,662.9
Quarter 3	230	230	230	243,389	9.45	59,250.6
Quarter 4	176	176	176	247,610	7.11	60,317.9
<i>75-84 years, 2008</i>						
Quarter 1	1,342	1,342	1,342	548,288	24.48	128,019.8
Quarter 2	450	450	450	544,455	8.27	130,764.5
Quarter 3	345	345	345	546,661	6.31	133,003.6
Quarter 4	327	327	327	868,690	3.76	134,462.1
<i>75-84 years, 2009</i>						
Quarter 1	1,908	1,908	1,908	815,554	23.40	192,369.9
Quarter 2	770	770	770	822,363	9.36	197,516.4
Quarter 3	568	568	568	827,970	6.86	201,588.7
Quarter 4	511	511	511	830,359	6.15	202,402.8
<i>75-84 years, 2010</i>						
Quarter 1	672	672	672	815,713	8.24	192,794.1
Quarter 2	618	618	618	812,650	7.60	195,891.6
Quarter 3	490	490	490	816,638	6.00	198,868.5
Quarter 4	477	477	477	817,732	5.83	199,467.5
<i>75-84 years, 2011</i>						
Quarter 1	29,175	29,175	29,175	5,043,383	57.85	1,195,584.9
Quarter 2	6,830	6,830	6,830	5,026,214	13.59	1,211,181.4
Quarter 3	4,471	4,471	4,471	5,039,770	8.87	1,227,385.1
Quarter 4	3,823	3,823	3,823	5,032,483	7.60	1,227,907.9
<i>75-84 years, 2012</i>						
Quarter 1	5,745	5,745	5,745	5,211,760	11.02	1,251,869.8
Quarter 2	4,433	4,433	4,433	5,210,074	8.51	1,251,628.5
Quarter 3	3,847	3,847	3,847	5,225,451	7.36	1,269,004.8
Quarter 4	3,618	3,618	3,618	5,592,957	6.47	1,272,097.6
<i>75-84 years, 2013</i>						
Quarter 1	5,712	5,712	5,712	5,406,434	10.57	1,285,187.8
Quarter 2	4,816	4,816	4,816	5,397,608	8.92	1,300,146.7
Quarter 3	4,429	4,429	4,429	5,429,380	8.16	1,321,240.2
Quarter 4	4,135	4,135	4,135	5,435,269	7.61	1,325,222.0
<i>75-84 years, 2014</i>						
Quarter 1	9,725	9,725	9,725	6,153,478	15.80	1,465,258.0
Quarter 2	7,518	7,518	7,518	6,168,962	12.19	1,485,555.4
Quarter 3	5,333	5,333	5,333	6,178,613	8.63	1,503,628.3
Quarter 4	4,856	4,856	4,856	6,178,310	7.86	1,506,725.8

**Table 4. Summary of Loop Diuretic Users in the Sentinel Distributed Database (SDD) between January 1, 2000 and March 31, 2021, Cross-Stratified by Year-Quarter and Age (Years)**

	New Users	New Episodes	Adjusted Dispensings	Eligible Members <sup>1</sup>	New Users per 10,000 Eligible Members <sup>1</sup>	Eligible Member-Years <sup>1</sup>
<i>75-84 years, 2015</i>						
Quarter 1	6,876	6,876	6,876	6,341,438	10.84	1,508,847.4
Quarter 2	6,247	6,247	6,247	6,340,115	9.85	1,527,224.6
Quarter 3	5,655	5,655	5,655	6,386,984	8.85	1,552,799.5
Quarter 4	5,357	5,357	5,357	6,407,690	8.36	1,562,220.2
<i>75-84 years, 2016</i>						
Quarter 1	7,127	7,127	7,127	6,574,868	10.84	1,579,691.0
Quarter 2	6,732	6,732	6,732	6,620,452	10.17	1,588,587.1
Quarter 3	6,039	6,039	6,039	6,683,146	9.04	1,623,222.4
Quarter 4	5,870	5,870	5,870	7,003,960	8.38	1,636,974.1
<i>75-84 years, 2017</i>						
Quarter 1	7,990	7,990	7,990	6,755,515	11.83	1,607,887.7
Quarter 2	7,474	7,474	7,474	6,780,358	11.02	1,634,712.0
Quarter 3	7,284	7,284	7,284	6,864,453	10.61	1,669,342.7
Quarter 4	6,692	6,692	6,692	6,954,155	9.62	1,690,762.2
<i>75-84 years, 2018</i>						
Quarter 1	8,487	8,487	8,487	7,043,373	12.05	1,675,971.4
Quarter 2	8,590	8,590	8,590	7,084,524	12.13	1,708,241.2
Quarter 3	7,925	7,925	7,925	7,167,592	11.06	1,745,903.6
Quarter 4	7,890	7,890	7,890	7,224,276	10.92	1,763,299.3
<i>75-84 years, 2019</i>						
Quarter 1	9,246	9,246	9,246	7,227,711	12.79	1,724,337.2
Quarter 2	9,853	9,853	9,853	7,250,983	13.59	1,750,483.4
Quarter 3	9,161	9,161	9,161	7,323,578	12.51	1,785,258.3
Quarter 4	8,696	8,696	8,696	7,362,623	11.81	1,798,096.5
<i>75-84 years, 2020</i>						
Quarter 1	11,427	11,427	11,427	7,479,953	15.28	1,797,981.3
Quarter 2	8,245	8,245	8,245	7,492,892	11.00	1,804,978.7
Quarter 3	9,192	9,192	9,192	7,541,488	12.19	1,833,759.6
Quarter 4	8,679	8,679	8,679	7,955,885	10.91	1,843,729.6
<i>75-84 years, 2021</i>						
Quarter 1	9,714	9,714	9,714	7,041,711	13.79	1,600,802.7
<i>≥ 85 years, 2000</i>						
Quarter 1	0	0	0	0	NaN	0.0
Quarter 2	0	0	0	0	NaN	0.0
Quarter 3	0	0	0	0	NaN	0.0
Quarter 4	16	16	16	18,502	8.65	50.7



**Table 4. Summary of Loop Diuretic Users in the Sentinel Distributed Database (SDD) between January 1, 2000 and March 31, 2021, Cross-Stratified by Year-Quarter and Age (Years)**

	New Users	New Episodes	Adjusted Dispensings	Eligible Members <sup>1</sup>	New Users per 10,000 Eligible Members <sup>1</sup>	Eligible Member-Years <sup>1</sup>
<i>≥ 85 years, 2001</i>						
Quarter 1	112	112	112	19,722	56.79	4,491.9
Quarter 2	37	37	37	19,247	19.22	4,509.5
Quarter 3	36	36	36	19,104	18.84	4,533.2
Quarter 4	23	23	23	18,923	12.15	4,489.5
<i>≥ 85 years, 2002</i>						
Quarter 1	42	42	42	18,903	22.22	4,324.6
Quarter 2	40	40	40	18,652	21.45	4,344.3
Quarter 3	50	50	50	18,702	26.74	4,416.5
Quarter 4	37	37	37	18,528	19.97	4,379.7
<i>≥ 85 years, 2003</i>						
Quarter 1	47	47	47	18,272	25.72	4,181.8
Quarter 2	28	28	28	17,972	15.58	4,185.2
Quarter 3	33	33	33	18,054	18.28	4,260.3
Quarter 4	25	25	25	17,955	13.92	4,236.1
<i>≥ 85 years, 2004</i>						
Quarter 1	34	34	34	17,864	19.03	4,088.9
Quarter 2	27	27	27	17,287	15.62	4,004.4
Quarter 3	27	27	27	17,290	15.62	4,042.2
Quarter 4	33	33	33	17,252	19.13	4,028.3
<i>≥ 85 years, 2005</i>						
Quarter 1	33	33	33	17,217	19.17	3,915.3
Quarter 2	24	24	24	17,034	14.09	3,960.1
Quarter 3	18	18	18	17,368	10.36	4,063.6
Quarter 4	15	15	15	17,304	8.67	4,114.1
<i>≥ 85 years, 2006</i>						
Quarter 1	0	0	0	0	NaN	0.0
Quarter 2	0	0	0	0	NaN	0.0
Quarter 3	0	0	0	0	NaN	0.0
Quarter 4	0	0	0	0	NaN	0.0
<i>≥ 85 years, 2007</i>						
Quarter 1	720	720	720	76,042	94.68	17,282.9
Quarter 2	207	207	207	84,204	24.58	19,217.9
Quarter 3	100	100	100	84,787	11.79	20,497.8
Quarter 4	106	106	106	86,552	12.25	20,954.7
<i>≥ 85 years, 2008</i>						
Quarter 1	620	620	620	180,769	34.30	41,554.0
Quarter 2	213	213	213	179,781	11.85	42,922.1
Quarter 3	173	173	173	181,638	9.52	43,910.0
Quarter 4	169	169	169	295,649	5.72	44,717.8

**Table 4. Summary of Loop Diuretic Users in the Sentinel Distributed Database (SDD) between January 1, 2000 and March 31, 2021, Cross-Stratified by Year-Quarter and Age (Years)**

	New Users	New Episodes	Adjusted Dispensings	Eligible Members <sup>1</sup>	New Users per 10,000 Eligible Members <sup>1</sup>	Eligible Member-Years <sup>1</sup>
<i>≥ 85 years, 2009</i>						
Quarter 1	957	957	957	282,646	33.86	66,263.4
Quarter 2	345	345	345	286,653	12.04	68,444.5
Quarter 3	272	272	272	291,114	9.34	70,525.2
Quarter 4	277	277	277	294,768	9.40	71,527.0
<i>≥ 85 years, 2010</i>						
Quarter 1	342	342	342	291,397	11.74	68,596.4
Quarter 2	279	279	279	292,706	9.53	70,146.6
Quarter 3	244	244	244	296,508	8.23	71,897.3
Quarter 4	242	242	242	299,609	8.08	72,631.7
<i>≥ 85 years, 2011</i>						
Quarter 1	20,617	20,617	20,617	2,402,830	85.80	566,106.6
Quarter 2	4,114	4,114	4,114	2,380,015	17.29	571,313.8
Quarter 3	2,799	2,799	2,799	2,389,927	11.71	580,387.7
Quarter 4	2,457	2,457	2,457	2,395,200	10.26	582,616.5
<i>≥ 85 years, 2012</i>						
Quarter 1	3,606	3,606	3,606	2,482,234	14.53	593,461.4
Quarter 2	2,763	2,763	2,763	2,478,324	11.15	593,687.7
Quarter 3	2,429	2,429	2,429	2,488,045	9.76	603,169.8
Quarter 4	2,410	2,410	2,410	2,640,664	9.13	605,637.5
<i>≥ 85 years, 2013</i>						
Quarter 1	3,935	3,935	3,935	2,575,950	15.28	609,157.6
Quarter 2	3,183	3,183	3,183	2,556,211	12.45	614,093.6
Quarter 3	2,742	2,742	2,742	2,568,659	10.67	624,472.5
Quarter 4	2,716	2,716	2,716	2,574,740	10.55	626,413.0
<i>≥ 85 years, 2014</i>						
Quarter 1	6,759	6,759	6,759	2,894,639	23.35	687,069.9
Quarter 2	5,034	5,034	5,034	2,892,185	17.41	694,808.1
Quarter 3	3,531	3,531	3,531	2,890,035	12.22	702,826.7
Quarter 4	3,266	3,266	3,266	2,889,405	11.30	702,619.7
<i>≥ 85 years, 2015</i>						
Quarter 1	4,634	4,634	4,634	2,935,534	15.79	695,211.6
Quarter 2	4,189	4,189	4,189	2,910,930	14.39	699,267.6
Quarter 3	3,672	3,672	3,672	2,920,493	12.57	709,267.0
Quarter 4	3,738	3,738	3,738	2,924,084	12.78	711,663.5
<i>≥ 85 years, 2016</i>						
Quarter 1	4,950	4,950	4,950	2,975,474	16.64	712,921.1
Quarter 2	4,509	4,509	4,509	2,968,816	15.19	711,548.2
Quarter 3	3,981	3,981	3,981	2,975,438	13.38	722,465.1
Quarter 4	4,009	4,009	4,009	3,078,408	13.02	724,238.1

**Table 4. Summary of Loop Diuretic Users in the Sentinel Distributed Database (SDD) between January 1, 2000 and March 31, 2021, Cross-Stratified by Year-Quarter and Age (Years)**

	New Users	New Episodes	Adjusted Dispensings	Eligible Members <sup>1</sup>	New Users per 10,000 Eligible Members <sup>1</sup>	Eligible Member-Years <sup>1</sup>
<i>≥ 85 years, 2017</i>						
Quarter 1	5,230	5,230	5,230	2,952,168	17.72	700,425.9
Quarter 2	4,945	4,945	4,945	2,928,896	16.88	704,818.9
Quarter 3	4,891	4,891	4,891	2,935,780	16.66	714,380.8
Quarter 4	4,425	4,425	4,425	2,942,600	15.04	715,984.5
<i>≥ 85 years, 2018</i>						
Quarter 1	5,507	5,507	5,507	2,941,336	18.72	697,882.4
Quarter 2	5,558	5,558	5,558	2,912,349	19.08	701,170.3
Quarter 3	5,059	5,059	5,059	2,911,886	17.37	709,211.6
Quarter 4	5,067	5,067	5,067	2,910,613	17.41	708,589.8
<i>≥ 85 years, 2019</i>						
Quarter 1	6,013	6,013	6,013	2,886,998	20.83	686,095.3
Quarter 2	6,112	6,112	6,112	2,870,055	21.30	690,192.6
Quarter 3	5,511	5,511	5,511	2,879,596	19.14	699,700.6
Quarter 4	5,665	5,665	5,665	2,886,133	19.63	701,930.8
<i>≥ 85 years, 2020</i>						
Quarter 1	7,207	7,207	7,207	2,911,758	24.75	696,509.9
Quarter 2	4,825	4,825	4,825	2,894,908	16.67	692,211.1
Quarter 3	5,198	5,198	5,198	2,886,508	18.01	698,519.8
Quarter 4	5,131	5,131	5,131	2,992,483	17.15	697,296.7
<i>≥ 85 years, 2021</i>						
Quarter 1	5,898	5,898	5,898	2,667,162	22.11	607,025.8
<b><i>Ethacrynic Acid</i></b>						
<i>18-44 years, 2000</i>						
Quarter 1	0	0	0	0	NaN	0.0
Quarter 2	0	0	0	0	NaN	0.0
Quarter 3	0	0	0	0	NaN	0.0
Quarter 4	0	0	0	391,663	0.00	1,072.3
<i>18-44 years, 2001</i>						
Quarter 1	*****	*****	*****	*****	0.20	97,338.5
Quarter 2	*****	*****	*****	*****	0.10	100,030.2
Quarter 3	*****	*****	*****	*****	0.07	103,149.7
Quarter 4	*****	*****	*****	*****	0.02	104,943.1
<i>18-44 years, 2002</i>						
Quarter 1	0	0	0	407,467	0.00	97,056.8
Quarter 2	*****	*****	*****	*****	0.05	97,152.4
Quarter 3	0	0	0	405,515	0.00	98,367.0
Quarter 4	*****	*****	*****	*****	0.02	90,492.1

**Table 4. Summary of Loop Diuretic Users in the Sentinel Distributed Database (SDD) between January 1, 2000 and March 31, 2021, Cross-Stratified by Year-Quarter and Age (Years)**

	New Users	New Episodes	Adjusted Dispensings	Eligible Members <sup>1</sup>	New Users per 10,000 Eligible Members <sup>1</sup>	Eligible Member-Years <sup>1</sup>
<i>18-44 years, 2003</i>						
Quarter 1	*****	*****	*****	*****	0.03	82,850.9
Quarter 2	0	0	0	345,211	0.00	81,523.6
Quarter 3	*****	*****	*****	*****	0.06	82,238.1
Quarter 4	0	0	0	339,898	0.00	81,824.4
<i>18-44 years, 2004</i>						
Quarter 1	0	0	0	345,438	0.00	81,127.2
Quarter 2	0	0	0	350,977	0.00	81,824.8
Quarter 3	*****	*****	*****	*****	0.03	82,544.8
Quarter 4	0	0	0	352,887	0.00	82,702.5
<i>18-44 years, 2005</i>						
Quarter 1	*****	*****	*****	*****	0.03	80,318.1
Quarter 2	0	0	0	347,141	0.00	82,164.1
Quarter 3	0	0	0	358,068	0.00	80,404.6
Quarter 4	0	0	0	327,062	0.00	77,311.9
<i>18-44 years, 2006</i>						
Quarter 1	0	0	0	297,760	0.00	68,475.5
Quarter 2	0	0	0	297,048	0.00	69,355.6
Quarter 3	0	0	0	295,110	0.00	70,158.8
Quarter 4	0	0	0	298,769	0.00	70,212.9
<i>18-44 years, 2007</i>						
Quarter 1	16	16	16	3,569,513	0.04	829,368.4
Quarter 2	*****	*****	*****	*****	0.00	843,341.7
Quarter 3	0	0	0	3,627,589	0.00	853,164.9
Quarter 4	*****	*****	*****	*****	0.01	881,950.2
<i>18-44 years, 2008</i>						
Quarter 1	*****	*****	*****	*****	0.02	982,625.6
Quarter 2	*****	*****	*****	*****	0.01	986,306.4
Quarter 3	*****	*****	*****	*****	0.01	996,499.6
Quarter 4	*****	*****	*****	*****	0.00	1,017,575.7
<i>18-44 years, 2009</i>						
Quarter 1	23	23	23	10,088,917	0.02	2,323,432.8
Quarter 2	12	12	12	10,028,946	0.01	2,350,359.8
Quarter 3	*****	*****	*****	*****	0.02	2,385,933.8
Quarter 4	*****	*****	*****	*****	0.01	2,384,011.3
<i>18-44 years, 2010</i>						
Quarter 1	14	14	14	9,722,582	0.01	2,259,993.8
Quarter 2	*****	*****	*****	*****	0.01	2,263,431.3
Quarter 3	*****	*****	*****	*****	0.00	2,264,431.8
Quarter 4	*****	*****	*****	*****	0.01	2,242,013.4

**Table 4. Summary of Loop Diuretic Users in the Sentinel Distributed Database (SDD) between January 1, 2000 and March 31, 2021, Cross-Stratified by Year-Quarter and Age (Years)**

	New Users	New Episodes	Adjusted Dispensings	Eligible Members <sup>1</sup>	New Users per 10,000 Eligible Members <sup>1</sup>	Eligible Member-Years <sup>1</sup>
<i>18-44 years, 2011</i>						
Quarter 1	49	49	49	10,155,246	0.05	2,372,461.1
Quarter 2	22	22	22	10,153,652	0.02	2,398,353.0
Quarter 3	17	17	17	10,295,587	0.02	2,428,221.6
Quarter 4	15	15	15	10,170,180	0.01	2,442,491.6
<i>18-44 years, 2012</i>						
Quarter 1	19	19	19	10,165,611	0.02	2,355,794.4
Quarter 2	12	12	12	10,284,705	0.01	2,360,712.7
Quarter 3	13	13	13	10,475,362	0.01	2,395,245.7
Quarter 4	12	12	12	10,806,433	0.01	2,409,439.6
<i>18-44 years, 2013</i>						
Quarter 1	14	14	14	9,981,096	0.01	2,335,971.5
Quarter 2	15	15	15	9,955,427	0.02	2,356,355.9
Quarter 3	15	15	15	10,114,801	0.01	2,390,154.7
Quarter 4	15	15	15	9,888,792	0.02	2,375,994.0
<i>18-44 years, 2014</i>						
Quarter 1	18	18	18	10,779,894	0.02	2,530,322.8
Quarter 2	19	19	19	10,748,493	0.02	2,544,486.8
Quarter 3	*****	*****	*****	*****	0.01	2,587,787.4
Quarter 4	*****	*****	*****	*****	0.01	2,589,441.1
<i>18-44 years, 2015</i>						
Quarter 1	14	14	14	11,244,845	0.01	2,639,322.8
Quarter 2	15	15	15	11,356,870	0.01	2,691,351.0
Quarter 3	12	12	12	11,498,624	0.01	2,728,102.2
Quarter 4	*****	*****	*****	*****	0.01	2,730,302.2
<i>18-44 years, 2016</i>						
Quarter 1	13	13	13	11,670,024	0.01	2,719,509.6
Quarter 2	*****	*****	*****	*****	0.00	2,733,641.4
Quarter 3	13	13	13	12,001,156	0.01	2,767,051.1
Quarter 4	*****	*****	*****	*****	0.01	2,782,966.6
<i>18-44 years, 2017</i>						
Quarter 1	*****	*****	*****	*****	0.01	2,737,355.7
Quarter 2	*****	*****	*****	*****	0.00	2,766,737.8
Quarter 3	*****	*****	*****	*****	0.01	2,799,128.0
Quarter 4	*****	*****	*****	*****	0.01	2,825,385.6
<i>18-44 years, 2018</i>						
Quarter 1	31	31	31	11,647,359	0.03	2,739,999.3
Quarter 2	86	86	86	11,613,249	0.07	2,753,784.6
Quarter 3	29	29	29	11,678,079	0.02	2,767,901.3
Quarter 4	*****	*****	*****	*****	0.01	2,770,685.3

**Table 4. Summary of Loop Diuretic Users in the Sentinel Distributed Database (SDD) between January 1, 2000 and March 31, 2021, Cross-Stratified by Year-Quarter and Age (Years)**

	New Users	New Episodes	Adjusted Dispensings	Eligible Members <sup>1</sup>	New Users per 10,000 Eligible Members <sup>1</sup>	Eligible Member-Years <sup>1</sup>
<i>18-44 years, 2019</i>						
Quarter 1	*****	*****	*****	*****	0.01	2,666,218.7
Quarter 2	*****	*****	*****	*****	0.00	2,690,821.2
Quarter 3	*****	*****	*****	*****	0.01	2,720,253.5
Quarter 4	*****	*****	*****	*****	0.00	2,723,902.8
<i>18-44 years, 2020</i>						
Quarter 1	*****	*****	*****	*****	0.00	2,559,946.7
Quarter 2	*****	*****	*****	*****	0.00	2,553,824.5
Quarter 3	*****	*****	*****	*****	0.00	2,579,235.6
Quarter 4	*****	*****	*****	*****	0.01	2,577,008.8
<i>18-44 years, 2021</i>						
Quarter 1	*****	*****	*****	*****	0.00	1,253,903.9
<i>45-64 years, 2000</i>						
Quarter 1	0	0	0	0	NaN	0.0
Quarter 2	0	0	0	0	NaN	0.0
Quarter 3	0	0	0	0	NaN	0.0
Quarter 4	*****	*****	*****	*****	0.05	566.0
<i>45-64 years, 2001</i>						
Quarter 1	18	18	18	215,676	0.83	51,459.5
Quarter 2	*****	*****	*****	*****	0.32	52,751.9
Quarter 3	*****	*****	*****	*****	0.27	54,191.4
Quarter 4	*****	*****	*****	*****	0.31	55,094.3
<i>45-64 years, 2002</i>						
Quarter 1	*****	*****	*****	*****	0.04	53,487.5
Quarter 2	*****	*****	*****	*****	0.26	54,729.8
Quarter 3	*****	*****	*****	*****	0.04	56,215.1
Quarter 4	0	0	0	232,424	0.00	55,004.0
<i>45-64 years, 2003</i>						
Quarter 1	0	0	0	221,657	0.00	52,777.1
Quarter 2	*****	*****	*****	*****	0.04	53,383.7
Quarter 3	*****	*****	*****	*****	0.05	54,333.4
Quarter 4	*****	*****	*****	*****	0.14	54,167.4
<i>45-64 years, 2004</i>						
Quarter 1	0	0	0	222,387	0.00	53,546.9
Quarter 2	*****	*****	*****	*****	0.09	53,610.5
Quarter 3	*****	*****	*****	*****	0.31	54,223.9
Quarter 4	*****	*****	*****	*****	0.09	54,316.8

**Table 4. Summary of Loop Diuretic Users in the Sentinel Distributed Database (SDD) between January 1, 2000 and March 31, 2021, Cross-Stratified by Year-Quarter and Age (Years)**

	New Users	New Episodes	Adjusted Dispensings	Eligible Members <sup>1</sup>	New Users per 10,000 Eligible Members <sup>1</sup>	Eligible Member-Years <sup>1</sup>
<i>45-64 years, 2005</i>						
Quarter 1	*****	*****	*****	*****	0.04	53,296.8
Quarter 2	*****	*****	*****	*****	0.13	54,142.2
Quarter 3	*****	*****	*****	*****	0.09	48,791.9
Quarter 4	*****	*****	*****	*****	0.11	41,421.1
<i>45-64 years, 2006</i>						
Quarter 1	*****	*****	*****	*****	0.16	27,829.4
Quarter 2	0	0	0	113,176	0.00	26,734.4
Quarter 3	0	0	0	109,167	0.00	26,555.9
Quarter 4	*****	*****	*****	*****	0.09	26,408.5
<i>45-64 years, 2007</i>						
Quarter 1	38	38	38	2,843,337	0.13	674,480.3
Quarter 2	21	21	21	2,873,673	0.07	689,530.7
Quarter 3	15	15	15	2,884,278	0.05	698,740.8
Quarter 4	26	26	26	2,999,146	0.09	729,622.7
<i>45-64 years, 2008</i>						
Quarter 1	24	24	24	3,588,302	0.07	846,251.8
Quarter 2	24	24	24	3,651,317	0.07	856,006.1
Quarter 3	24	24	24	3,647,762	0.07	869,842.8
Quarter 4	26	26	26	8,618,171	0.03	889,771.5
<i>45-64 years, 2009</i>						
Quarter 1	139	139	139	8,113,396	0.17	1,904,137.5
Quarter 2	61	61	61	8,082,625	0.08	1,928,773.8
Quarter 3	45	45	45	8,131,121	0.06	1,957,943.8
Quarter 4	59	59	59	8,094,743	0.07	1,964,602.1
<i>45-64 years, 2010</i>						
Quarter 1	49	49	49	7,916,555	0.06	1,866,239.2
Quarter 2	72	72	72	7,868,307	0.09	1,882,798.7
Quarter 3	46	46	46	7,836,718	0.06	1,893,274.2
Quarter 4	33	33	33	7,761,914	0.04	1,887,228.3
<i>45-64 years, 2011</i>						
Quarter 1	253	253	253	10,205,551	0.25	2,420,679.2
Quarter 2	*****	*****	*****	*****	0.08	2,457,453.5
Quarter 3	*****	*****	*****	*****	0.10	2,492,964.6
Quarter 4	*****	*****	*****	*****	0.08	2,502,131.1
<i>45-64 years, 2012</i>						
Quarter 1	92	92	92	10,217,302	0.09	2,416,722.5
Quarter 2	90	90	90	10,295,937	0.09	2,421,720.0
Quarter 3	97	97	97	10,276,920	0.09	2,454,307.2
Quarter 4	92	92	92	10,765,355	0.09	2,465,268.8

**Table 4. Summary of Loop Diuretic Users in the Sentinel Distributed Database (SDD) between January 1, 2000 and March 31, 2021, Cross-Stratified by Year-Quarter and Age (Years)**

	New Users	New Episodes	Adjusted Dispensings	Eligible Members <sup>1</sup>	New Users per 10,000 Eligible Members <sup>1</sup>	Eligible Member-Years <sup>1</sup>
<i>45-64 years, 2013</i>						
Quarter 1	96	96	96	10,149,189	0.09	2,411,619.3
Quarter 2	93	93	93	10,148,340	0.09	2,439,827.0
Quarter 3	92	92	92	10,210,130	0.09	2,480,654.6
Quarter 4	92	92	92	10,195,110	0.09	2,482,265.0
<i>45-64 years, 2014</i>						
Quarter 1	90	90	90	11,027,388	0.08	2,621,325.0
Quarter 2	72	72	72	10,941,479	0.07	2,629,292.1
Quarter 3	*****	*****	*****	*****	0.07	2,666,520.1
Quarter 4	*****	*****	*****	*****	0.05	2,657,430.1
<i>45-64 years, 2015</i>						
Quarter 1	71	71	71	11,370,881	0.06	2,700,844.9
Quarter 2	69	69	69	11,463,233	0.06	2,755,400.9
Quarter 3	58	58	58	11,490,916	0.05	2,793,323.4
Quarter 4	*****	*****	*****	*****	0.05	2,800,938.4
<i>45-64 years, 2016</i>						
Quarter 1	61	61	61	11,877,217	0.05	2,815,518.0
Quarter 2	*****	*****	*****	*****	0.04	2,825,698.0
Quarter 3	57	57	57	11,943,772	0.05	2,861,690.5
Quarter 4	*****	*****	*****	*****	0.04	2,875,608.8
<i>45-64 years, 2017</i>						
Quarter 1	*****	*****	*****	*****	0.06	2,805,056.5
Quarter 2	*****	*****	*****	*****	0.06	2,831,803.7
Quarter 3	*****	*****	*****	*****	0.04	2,859,000.7
Quarter 4	*****	*****	*****	*****	0.03	2,866,933.3
<i>45-64 years, 2018</i>						
Quarter 1	81	81	81	11,589,258	0.07	2,762,015.9
Quarter 2	123	123	123	11,523,406	0.11	2,772,719.3
Quarter 3	60	60	60	11,454,537	0.05	2,783,878.9
Quarter 4	*****	*****	*****	*****	0.03	2,776,466.6
<i>45-64 years, 2019</i>						
Quarter 1	*****	*****	*****	*****	0.04	2,663,119.2
Quarter 2	*****	*****	*****	*****	0.03	2,672,810.9
Quarter 3	*****	*****	*****	*****	0.03	2,687,993.6
Quarter 4	*****	*****	*****	*****	0.03	2,679,057.0
<i>45-64 years, 2020</i>						
Quarter 1	*****	*****	*****	*****	0.04	2,573,074.8
Quarter 2	*****	*****	*****	*****	0.03	2,553,453.0
Quarter 3	*****	*****	*****	*****	0.03	2,565,129.2
Quarter 4	*****	*****	*****	*****	0.03	2,552,176.2



**Table 4. Summary of Loop Diuretic Users in the Sentinel Distributed Database (SDD) between January 1, 2000 and March 31, 2021, Cross-Stratified by Year-Quarter and Age (Years)**

	New Users	New Episodes	Adjusted Dispensings	Eligible Members <sup>1</sup>	New Users per 10,000 Eligible Members <sup>1</sup>	Eligible Member-Years <sup>1</sup>
<i>45-64 years, 2021</i>						
Quarter 1	*****	*****	*****	*****	0.05	1,473,905.9
<i>65-74 years, 2000</i>						
Quarter 1	0	0	0	0	NaN	0.0
Quarter 2	0	0	0	0	NaN	0.0
Quarter 3	0	0	0	0	NaN	0.0
Quarter 4	*****	*****	*****	*****	0.16	175.3
<i>65-74 years, 2001</i>						
Quarter 1	19	19	19	67,825	2.80	15,921.4
Quarter 2	*****	*****	*****	*****	0.58	16,335.5
Quarter 3	*****	*****	*****	*****	0.43	16,766.3
Quarter 4	*****	*****	*****	*****	0.43	16,951.7
<i>65-74 years, 2002</i>						
Quarter 1	*****	*****	*****	*****	0.14	16,586.3
Quarter 2	0	0	0	71,383	0.00	17,009.5
Quarter 3	*****	*****	*****	*****	0.41	17,522.0
Quarter 4	*****	*****	*****	*****	0.28	17,448.0
<i>65-74 years, 2003</i>						
Quarter 1	0	0	0	72,305	0.00	17,010.8
Quarter 2	0	0	0	71,157	0.00	16,712.8
Quarter 3	0	0	0	70,883	0.00	17,066.0
Quarter 4	0	0	0	70,872	0.00	17,085.1
<i>65-74 years, 2004</i>						
Quarter 1	0	0	0	71,247	0.00	16,908.9
Quarter 2	*****	*****	*****	*****	0.14	16,919.4
Quarter 3	*****	*****	*****	*****	0.14	17,025.6
Quarter 4	*****	*****	*****	*****	0.28	16,896.1
<i>65-74 years, 2005</i>						
Quarter 1	*****	*****	*****	*****	0.71	16,312.5
Quarter 2	0	0	0	69,152	0.00	16,360.2
Quarter 3	0	0	0	69,737	0.00	15,182.9
Quarter 4	0	0	0	57,779	0.00	13,704.8
<i>65-74 years, 2006</i>						
Quarter 1	0	0	0	0	NaN	0.0
Quarter 2	0	0	0	0	NaN	0.0
Quarter 3	0	0	0	0	NaN	0.0
Quarter 4	0	0	0	0	NaN	0.0

**Table 4. Summary of Loop Diuretic Users in the Sentinel Distributed Database (SDD) between January 1, 2000 and March 31, 2021, Cross-Stratified by Year-Quarter and Age (Years)**

	New Users	New Episodes	Adjusted Dispensings	Eligible Members <sup>1</sup>	New Users per 10,000 Eligible Members <sup>1</sup>	Eligible Member-Years <sup>1</sup>
<i>65-74 years, 2007</i>						
Quarter 1	25	25	25	400,710	0.62	92,093.4
Quarter 2	11	11	11	439,855	0.25	101,512.6
Quarter 3	*****	*****	*****	*****	0.11	107,524.6
Quarter 4	*****	*****	*****	*****	0.22	110,823.5
<i>65-74 years, 2008</i>						
Quarter 1	24	24	24	963,077	0.25	222,121.6
Quarter 2	12	12	12	969,821	0.12	229,478.5
Quarter 3	*****	*****	*****	*****	0.10	235,252.1
Quarter 4	*****	*****	*****	*****	0.06	239,325.7
<i>65-74 years, 2009</i>						
Quarter 1	78	78	78	1,496,139	0.52	349,864.6
Quarter 2	28	28	28	1,509,831	0.19	360,667.5
Quarter 3	28	28	28	1,527,368	0.18	369,250.9
Quarter 4	21	21	21	1,531,007	0.14	371,575.8
<i>65-74 years, 2010</i>						
Quarter 1	27	27	27	1,496,139	0.18	351,463.0
Quarter 2	26	26	26	1,488,332	0.17	357,426.7
Quarter 3	18	18	18	1,492,559	0.12	361,565.6
Quarter 4	24	24	24	1,486,745	0.16	361,847.9
<i>65-74 years, 2011</i>						
Quarter 1	559	559	559	7,164,496	0.78	1,709,791.9
Quarter 2	185	185	185	7,211,265	0.26	1,743,222.2
Quarter 3	155	155	155	7,289,976	0.21	1,777,705.5
Quarter 4	112	112	112	7,312,935	0.15	1,788,015.4
<i>65-74 years, 2012</i>						
Quarter 1	178	178	178	7,701,440	0.23	1,839,711.3
Quarter 2	161	161	161	7,769,989	0.21	1,849,362.2
Quarter 3	117	117	117	7,852,437	0.15	1,888,629.2
Quarter 4	145	145	145	8,598,483	0.17	1,909,439.0
<i>65-74 years, 2013</i>						
Quarter 1	193	193	193	8,193,683	0.24	1,951,642.1
Quarter 2	185	185	185	8,239,573	0.22	1,988,283.6
Quarter 3	188	188	188	8,351,096	0.23	2,034,215.7
Quarter 4	130	130	130	8,380,454	0.16	2,048,987.7
<i>65-74 years, 2014</i>						
Quarter 1	280	280	280	9,565,604	0.29	2,283,782.8
Quarter 2	189	189	189	9,632,022	0.20	2,325,039.8
Quarter 3	158	158	158	9,723,560	0.16	2,370,396.9
Quarter 4	141	141	141	9,745,239	0.14	2,383,492.8

**Table 4. Summary of Loop Diuretic Users in the Sentinel Distributed Database (SDD) between January 1, 2000 and March 31, 2021, Cross-Stratified by Year-Quarter and Age (Years)**

	New Users	New Episodes	Adjusted Dispensings	Eligible Members <sup>1</sup>	New Users per 10,000 Eligible Members <sup>1</sup>	Eligible Member-Years <sup>1</sup>
<i>65-74 years, 2015</i>						
Quarter 1	163	163	163	10,173,882	0.16	2,429,346.1
Quarter 2	152	152	152	10,230,444	0.15	2,470,664.9
Quarter 3	137	137	137	10,370,847	0.13	2,526,360.4
Quarter 4	105	105	105	10,424,402	0.10	2,549,409.1
<i>65-74 years, 2016</i>						
Quarter 1	111	111	111	10,979,971	0.10	2,623,179.5
Quarter 2	98	98	98	11,097,971	0.09	2,640,963.0
Quarter 3	90	90	90	11,204,803	0.08	2,699,500.4
Quarter 4	96	96	96	11,938,240	0.08	2,724,772.9
<i>65-74 years, 2017</i>						
Quarter 1	108	108	108	11,324,212	0.10	2,703,456.1
Quarter 2	105	105	105	11,365,916	0.09	2,745,523.6
Quarter 3	89	89	89	11,500,287	0.08	2,802,969.6
Quarter 4	97	97	97	11,532,453	0.08	2,815,467.5
<i>65-74 years, 2018</i>						
Quarter 1	115	115	115	11,721,415	0.10	2,797,194.1
Quarter 2	98	98	98	11,728,278	0.08	2,832,384.6
Quarter 3	84	84	84	11,851,504	0.07	2,888,093.2
Quarter 4	80	80	80	11,882,000	0.07	2,905,257.3
<i>65-74 years, 2019</i>						
Quarter 1	69	69	69	11,963,899	0.06	2,858,594.7
Quarter 2	60	60	60	12,001,113	0.05	2,900,331.1
Quarter 3	70	70	70	12,161,674	0.06	2,964,406.1
Quarter 4	56	56	56	12,199,027	0.05	2,987,522.0
<i>65-74 years, 2020</i>						
Quarter 1	73	73	73	12,597,898	0.06	3,007,388.0
Quarter 2	51	51	51	12,688,633	0.04	3,027,673.6
Quarter 3	60	60	60	12,826,613	0.05	3,090,670.3
Quarter 4	86	86	86	13,781,044	0.06	3,115,912.6
<i>65-74 years, 2021</i>						
Quarter 1	83	83	83	11,763,021	0.07	2,689,670.9
<i>75-84 years, 2000</i>						
Quarter 1	0	0	0	0	NaN	0.0
Quarter 2	0	0	0	0	NaN	0.0
Quarter 3	0	0	0	0	NaN	0.0
Quarter 4	*****	*****	*****	*****	0.30	91.9

**Table 4. Summary of Loop Diuretic Users in the Sentinel Distributed Database (SDD) between January 1, 2000 and March 31, 2021, Cross-Stratified by Year-Quarter and Age (Years)**

	New Users	New Episodes	Adjusted Dispensings	Eligible Members <sup>1</sup>	New Users per 10,000 Eligible Members <sup>1</sup>	Eligible Member-Years <sup>1</sup>
<i>75-84 years, 2001</i>						
Quarter 1	12	12	12	35,588	3.37	8,270.8
Quarter 2	*****	*****	*****	*****	0.84	8,397.1
Quarter 3	*****	*****	*****	*****	0.28	8,546.4
Quarter 4	*****	*****	*****	*****	0.28	8,590.7
<i>75-84 years, 2002</i>						
Quarter 1	*****	*****	*****	*****	0.28	8,356.0
Quarter 2	*****	*****	*****	*****	0.28	8,523.4
Quarter 3	*****	*****	*****	*****	0.27	8,715.0
Quarter 4	*****	*****	*****	*****	0.27	8,745.4
<i>75-84 years, 2003</i>						
Quarter 1	0	0	0	36,715	0.00	8,529.8
Quarter 2	0	0	0	36,554	0.00	8,584.5
Quarter 3	*****	*****	*****	*****	0.27	8,745.7
Quarter 4	*****	*****	*****	*****	0.27	8,768.6
<i>75-84 years, 2004</i>						
Quarter 1	*****	*****	*****	*****	0.54	8,639.8
Quarter 2	*****	*****	*****	*****	0.27	8,589.5
Quarter 3	*****	*****	*****	*****	0.00	8,741.4
Quarter 4	*****	*****	*****	*****	0.54	8,781.9
<i>75-84 years, 2005</i>						
Quarter 1	0	0	0	37,148	0.00	8,578.6
Quarter 2	0	0	0	37,043	0.00	8,710.6
Quarter 3	0	0	0	37,639	0.00	8,647.1
Quarter 4	*****	*****	*****	*****	0.28	8,450.0
<i>75-84 years, 2006</i>						
Quarter 1	0	0	0	0	NaN	0.0
Quarter 2	0	0	0	0	NaN	0.0
Quarter 3	0	0	0	0	NaN	0.0
Quarter 4	0	0	0	0	NaN	0.0
<i>75-84 years, 2007</i>						
Quarter 1	26	26	26	217,360	1.20	50,156.7
Quarter 2	*****	*****	*****	*****	0.41	56,014.1
Quarter 3	*****	*****	*****	*****	0.33	59,664.7
Quarter 4	*****	*****	*****	*****	0.24	60,766.9
<i>75-84 years, 2008</i>						
Quarter 1	27	27	27	550,119	0.49	128,661.6
Quarter 2	*****	*****	*****	*****	0.20	131,551.2
Quarter 3	*****	*****	*****	*****	0.16	133,864.2
Quarter 4	*****	*****	*****	*****	0.07	135,368.0

**Table 4. Summary of Loop Diuretic Users in the Sentinel Distributed Database (SDD) between January 1, 2000 and March 31, 2021, Cross-Stratified by Year-Quarter and Age (Years)**

	New Users	New Episodes	Adjusted Dispensings	Eligible Members <sup>1</sup>	New Users per 10,000 Eligible Members <sup>1</sup>	Eligible Member-Years <sup>1</sup>
<i>75-84 years, 2009</i>						
Quarter 1	47	47	47	819,064	0.57	193,469.4
Quarter 2	31	31	31	827,562	0.37	198,850.3
Quarter 3	28	28	28	833,713	0.34	203,046.0
Quarter 4	29	29	29	836,422	0.35	203,929.6
<i>75-84 years, 2010</i>						
Quarter 1	23	23	23	821,417	0.28	194,223.5
Quarter 2	28	28	28	818,737	0.34	197,418.1
Quarter 3	20	20	20	823,090	0.24	200,493.9
Quarter 4	25	25	25	824,411	0.30	201,142.3
<i>75-84 years, 2011</i>						
Quarter 1	638	638	638	5,050,205	1.26	1,201,614.9
Quarter 2	235	235	235	5,060,982	0.46	1,220,362.8
Quarter 3	186	186	186	5,079,826	0.37	1,237,646.3
Quarter 4	142	142	142	5,075,266	0.28	1,238,743.5
<i>75-84 years, 2012</i>						
Quarter 1	183	183	183	5,255,788	0.35	1,263,119.7
Quarter 2	165	165	165	5,257,798	0.31	1,263,587.1
Quarter 3	166	166	166	5,275,629	0.31	1,281,619.0
Quarter 4	139	139	139	5,644,820	0.25	1,285,114.3
<i>75-84 years, 2013</i>						
Quarter 1	224	224	224	5,458,496	0.41	1,298,179.6
Quarter 2	183	183	183	5,452,867	0.34	1,313,949.4
Quarter 3	154	154	154	5,487,180	0.28	1,335,795.6
Quarter 4	156	156	156	5,495,196	0.28	1,340,263.9
<i>75-84 years, 2014</i>						
Quarter 1	304	304	304	6,213,887	0.49	1,480,698.0
Quarter 2	197	197	197	6,236,274	0.32	1,502,641.9
Quarter 3	163	163	163	6,250,655	0.26	1,521,727.5
Quarter 4	136	136	136	6,252,745	0.22	1,525,370.0
<i>75-84 years, 2015</i>						
Quarter 1	194	194	194	6,416,214	0.30	1,527,325.6
Quarter 2	181	181	181	6,418,179	0.28	1,546,644.0
Quarter 3	131	131	131	6,468,087	0.20	1,573,116.4
Quarter 4	97	97	97	6,491,116	0.15	1,583,087.8
<i>75-84 years, 2016</i>						
Quarter 1	126	126	126	6,659,161	0.19	1,600,698.4
Quarter 2	97	97	97	6,708,267	0.14	1,610,415.4
Quarter 3	94	94	94	6,774,684	0.14	1,646,096.8
Quarter 4	101	101	101	7,098,283	0.14	1,660,489.4

**Table 4. Summary of Loop Diuretic Users in the Sentinel Distributed Database (SDD) between January 1, 2000 and March 31, 2021, Cross-Stratified by Year-Quarter and Age (Years)**

	New Users	New Episodes	Adjusted Dispensings	Eligible Members <sup>1</sup>	New Users per 10,000 Eligible Members <sup>1</sup>	Eligible Member-Years <sup>1</sup>
<i>75-84 years, 2017</i>						
Quarter 1	117	117	117	6,848,482	0.17	1,630,842.8
Quarter 2	94	94	94	6,877,203	0.14	1,658,787.7
Quarter 3	89	89	89	6,965,557	0.13	1,694,645.3
Quarter 4	85	85	85	7,059,193	0.12	1,716,997.7
<i>75-84 years, 2018</i>						
Quarter 1	119	119	119	7,148,228	0.17	1,701,725.1
Quarter 2	117	117	117	7,193,449	0.16	1,735,358.9
Quarter 3	82	82	82	7,281,299	0.11	1,774,410.5
Quarter 4	80	80	80	7,341,784	0.11	1,792,778.7
<i>75-84 years, 2019</i>						
Quarter 1	77	77	77	7,345,222	0.10	1,753,255.0
Quarter 2	64	64	64	7,372,474	0.09	1,780,839.7
Quarter 3	59	59	59	7,450,472	0.08	1,817,129.1
Quarter 4	68	68	68	7,493,551	0.09	1,830,961.6
<i>75-84 years, 2020</i>						
Quarter 1	59	59	59	7,610,326	0.08	1,830,618.8
Quarter 2	55	55	55	7,628,408	0.07	1,838,308.1
Quarter 3	67	67	67	7,679,291	0.09	1,868,248.8
Quarter 4	96	96	96	8,096,889	0.12	1,878,915.2
<i>75-84 years, 2021</i>						
Quarter 1	84	84	84	7,174,084	0.12	1,632,106.2
<i>≥ 85 years, 2000</i>						
Quarter 1	0	0	0	0	NaN	0.0
Quarter 2	0	0	0	0	NaN	0.0
Quarter 3	0	0	0	0	NaN	0.0
Quarter 4	*****	*****	*****	*****	1.08	50.7
<i>≥ 85 years, 2001</i>						
Quarter 1	*****	*****	*****	*****	2.03	4,510.2
Quarter 2	*****	*****	*****	*****	0.52	4,538.5
Quarter 3	*****	*****	*****	*****	0.52	4,570.0
Quarter 4	*****	*****	*****	*****	0.52	4,531.1
<i>≥ 85 years, 2002</i>						
Quarter 1	0	0	0	19,076	0.00	4,369.3
Quarter 2	0	0	0	18,861	0.00	4,397.8
Quarter 3	0	0	0	18,941	0.00	4,476.8
Quarter 4	0	0	0	18,805	0.00	4,449.8

**Table 4. Summary of Loop Diuretic Users in the Sentinel Distributed Database (SDD) between January 1, 2000 and March 31, 2021, Cross-Stratified by Year-Quarter and Age (Years)**

	New Users	New Episodes	Adjusted Dispensings	Eligible Members <sup>1</sup>	New Users per 10,000 Eligible Members <sup>1</sup>	Eligible Member-Years <sup>1</sup>
<i>≥ 85 years, 2003</i>						
Quarter 1	0	0	0	18,561	0.00	4,252.1
Quarter 2	*****	*****	*****	*****	0.55	4,259.1
Quarter 3	0	0	0	18,373	0.00	4,338.9
Quarter 4	0	0	0	18,280	0.00	4,316.2
<i>≥ 85 years, 2004</i>						
Quarter 1	0	0	0	18,197	0.00	4,167.3
Quarter 2	*****	*****	*****	*****	0.57	4,084.8
Quarter 3	*****	*****	*****	*****	1.13	4,125.4
Quarter 4	*****	*****	*****	*****	0.57	4,116.8
<i>≥ 85 years, 2005</i>						
Quarter 1	*****	*****	*****	*****	0.57	4,003.5
Quarter 2	0	0	0	17,412	0.00	4,051.9
Quarter 3	*****	*****	*****	*****	0.56	4,157.8
Quarter 4	*****	*****	*****	*****	0.57	4,208.9
<i>≥ 85 years, 2006</i>						
Quarter 1	0	0	0	0	NaN	0.0
Quarter 2	0	0	0	0	NaN	0.0
Quarter 3	0	0	0	0	NaN	0.0
Quarter 4	0	0	0	0	NaN	0.0
<i>≥ 85 years, 2007</i>						
Quarter 1	16	16	16	76,056	2.10	17,395.0
Quarter 2	*****	*****	*****	*****	0.59	19,414.5
Quarter 3	*****	*****	*****	*****	0.47	20,728.7
Quarter 4	*****	*****	*****	*****	0.57	21,201.4
<i>≥ 85 years, 2008</i>						
Quarter 1	*****	*****	*****	*****	0.61	41,888.2
Quarter 2	*****	*****	*****	*****	0.22	43,321.6
Quarter 3	*****	*****	*****	*****	0.27	44,353.7
Quarter 4	*****	*****	*****	*****	0.20	45,191.9
<i>≥ 85 years, 2009</i>						
Quarter 1	24	24	24	284,516	0.84	66,838.0
Quarter 2	12	12	12	289,375	0.41	69,132.8
Quarter 3	*****	*****	*****	*****	0.17	71,284.4
Quarter 4	*****	*****	*****	*****	0.37	72,336.2
<i>≥ 85 years, 2010</i>						
Quarter 1	15	15	15	294,555	0.51	69,381.3
Quarter 2	*****	*****	*****	*****	0.20	70,992.1
Quarter 3	*****	*****	*****	*****	0.53	72,783.8
Quarter 4	*****	*****	*****	*****	0.36	73,543.5

**Table 4. Summary of Loop Diuretic Users in the Sentinel Distributed Database (SDD) between January 1, 2000 and March 31, 2021, Cross-Stratified by Year-Quarter and Age (Years)**

	New Users	New Episodes	Adjusted Dispensings	Eligible Members <sup>1</sup>	New Users per 10,000 Eligible Members <sup>1</sup>	Eligible Member-Years <sup>1</sup>
<i>≥ 85 years, 2011</i>						
Quarter 1	514	514	514	2,406,822	2.14	570,259.7
Quarter 2	165	165	165	2,403,725	0.69	577,516.8
Quarter 3	111	111	111	2,416,952	0.46	587,252.8
Quarter 4	120	120	120	2,424,078	0.50	589,884.8
<i>≥ 85 years, 2012</i>						
Quarter 1	153	153	153	2,512,076	0.61	601,033.1
Quarter 2	116	116	116	2,510,538	0.46	601,697.5
Quarter 3	111	111	111	2,521,856	0.44	611,633.2
Quarter 4	113	113	113	2,675,650	0.42	614,379.2
<i>≥ 85 years, 2013</i>						
Quarter 1	180	180	180	2,611,228	0.69	617,906.6
Quarter 2	115	115	115	2,593,554	0.44	623,390.5
Quarter 3	139	139	139	2,607,878	0.53	634,274.6
Quarter 4	120	120	120	2,615,136	0.46	636,507.2
<i>≥ 85 years, 2014</i>						
Quarter 1	233	233	233	2,935,374	0.79	697,455.2
Quarter 2	159	159	159	2,937,621	0.54	706,305.3
Quarter 3	127	127	127	2,938,515	0.43	714,994.3
Quarter 4	115	115	115	2,939,593	0.39	715,128.2
<i>≥ 85 years, 2015</i>						
Quarter 1	131	131	131	2,985,908	0.44	707,590.7
Quarter 2	129	129	129	2,963,350	0.44	712,257.0
Quarter 3	106	106	106	2,974,849	0.36	722,836.7
Quarter 4	74	74	74	2,979,933	0.25	725,615.4
<i>≥ 85 years, 2016</i>						
Quarter 1	89	89	89	3,031,857	0.29	726,966.7
Quarter 2	86	86	86	3,027,327	0.28	726,052.0
Quarter 3	78	78	78	3,036,170	0.26	737,620.4
Quarter 4	99	99	99	3,140,833	0.32	739,771.1
<i>≥ 85 years, 2017</i>						
Quarter 1	85	85	85	3,013,521	0.28	715,489.2
Quarter 2	89	89	89	2,992,051	0.30	720,490.4
Quarter 3	83	83	83	3,001,422	0.28	730,811.8
Quarter 4	78	78	78	3,010,668	0.26	732,974.1
<i>≥ 85 years, 2018</i>						
Quarter 1	97	97	97	3,009,306	0.32	714,492.7
Quarter 2	95	95	95	2,981,930	0.32	718,473.3
Quarter 3	85	85	85	2,984,017	0.28	727,295.3
Quarter 4	66	66	66	2,984,899	0.22	727,152.7



**Table 4. Summary of Loop Diuretic Users in the Sentinel Distributed Database (SDD) between January 1, 2000 and March 31, 2021, Cross-Stratified by Year-Quarter and Age (Years)**

	New Users	New Episodes	Adjusted Dispensings	Eligible Members <sup>1</sup>	New Users per 10,000 Eligible Members <sup>1</sup>	Eligible Member-Years <sup>1</sup>
<b>≥ 85 years, 2019</b>						
Quarter 1	86	86	86	2,961,174	0.29	704,275.2
Quarter 2	73	73	73	2,946,383	0.25	709,135.5
Quarter 3	50	50	50	2,958,666	0.17	719,451.5
Quarter 4	50	50	50	2,967,465	0.17	722,271.9
<b>≥ 85 years, 2020</b>						
Quarter 1	66	66	66	2,993,340	0.22	716,817.4
Quarter 2	43	43	43	2,979,178	0.14	712,722.5
Quarter 3	39	39	39	2,971,358	0.13	719,586.1
Quarter 4	75	75	75	3,078,813	0.24	718,682.4
<b>≥ 85 years, 2021</b>						
Quarter 1	61	61	61	2,748,157	0.22	626,222.6
<b>First Use with 365 Days of Enrollment, and 365 Day Washout</b>						
<i>Loop Diuretics</i>						
<b>18-44 years, 2000</b>						
Quarter 1	0	0	0	0	NaN	0.0
Quarter 2	0	0	0	0	NaN	0.0
Quarter 3	0	0	0	0	NaN	0.0
Quarter 4	*****	*****	*****	*****	0.08	1,046.5
<b>18-44 years, 2001</b>						
Quarter 1	1,109	1,109	1,115	400,663	27.68	94,952.5
Quarter 2	1,471	1,471	1,480	405,694	36.26	97,534.8
Quarter 3	1,328	1,328	1,340	414,537	32.04	100,540.9
Quarter 4	1,071	1,071	1,074	421,475	25.41	102,312.5
<b>18-44 years, 2002</b>						
Quarter 1	1,165	1,165	1,172	397,449	29.31	94,480.8
Quarter 2	1,585	1,585	1,593	405,826	39.06	94,357.3
Quarter 3	1,409	1,409	1,414	394,005	35.76	95,326.4
Quarter 4	1,043	1,043	1,050	388,779	26.83	87,396.8
<b>18-44 years, 2003</b>						
Quarter 1	1,002	1,002	1,011	338,463	29.60	79,793.2
Quarter 2	1,309	1,309	1,317	332,544	39.36	78,289.6
Quarter 3	1,276	1,276	1,289	329,306	38.75	78,797.7
Quarter 4	917	917	926	325,969	28.13	78,281.8
<b>18-44 years, 2004</b>						
Quarter 1	979	979	988	331,071	29.57	77,552.7
Quarter 2	1,214	1,214	1,222	336,137	36.12	78,101.2
Quarter 3	1,191	1,191	1,196	337,786	35.26	78,631.4
Quarter 4	938	938	947	336,851	27.85	78,693.9

**Table 4. Summary of Loop Diuretic Users in the Sentinel Distributed Database (SDD) between January 1, 2000 and March 31, 2021, Cross-Stratified by Year-Quarter and Age (Years)**

	New Users	New Episodes	Adjusted Dispensings	Eligible Members <sup>1</sup>	New Users per 10,000 Eligible Members <sup>1</sup>	Eligible Member-Years <sup>1</sup>
<i>18-44 years, 2005</i>						
Quarter 1	882	882	888	331,011	26.65	76,348.6
Quarter 2	1,188	1,188	1,192	330,715	35.92	78,031.9
Quarter 3	837	837	841	341,003	24.55	76,295.6
Quarter 4	584	584	586	311,390	18.75	73,448.6
<i>18-44 years, 2006</i>						
Quarter 1	485	485	487	285,624	16.98	65,574.9
Quarter 2	666	666	668	285,473	23.33	66,476.9
Quarter 3	643	643	644	283,795	22.66	67,275.4
Quarter 4	433	433	436	287,370	15.07	67,373.7
<i>18-44 years, 2007</i>						
Quarter 1	2,090	2,090	2,096	3,546,900	5.89	823,684.3
Quarter 2	2,786	2,786	2,795	3,566,116	7.81	837,525.6
Quarter 3	2,634	2,634	2,642	3,605,105	7.31	847,234.3
Quarter 4	1,900	1,900	1,911	3,676,276	5.17	875,985.5
<i>18-44 years, 2008</i>						
Quarter 1	2,380	2,380	2,389	4,244,798	5.61	976,111.4
Quarter 2	3,183	3,183	3,202	4,301,352	7.40	979,611.6
Quarter 3	2,922	2,922	2,935	4,317,792	6.77	989,555.9
Quarter 4	2,140	2,140	2,149	10,735,680	1.99	1,010,504.4
<i>18-44 years, 2009</i>						
Quarter 1	4,981	4,981	5,008	10,042,756	4.96	2,311,878.2
Quarter 2	6,761	6,761	6,798	9,982,930	6.77	2,338,348.4
Quarter 3	6,025	6,025	6,049	10,154,748	5.93	2,373,694.5
Quarter 4	4,367	4,367	4,378	9,929,504	4.40	2,371,861.5
<i>18-44 years, 2010</i>						
Quarter 1	4,596	4,596	4,629	9,676,123	4.75	2,248,462.1
Quarter 2	6,421	6,421	6,446	9,559,422	6.72	2,251,364.0
Quarter 3	5,663	5,663	5,686	9,584,091	5.91	2,251,799.9
Quarter 4	3,767	3,767	3,777	9,304,170	4.05	2,229,269.8
<i>18-44 years, 2011</i>						
Quarter 1	8,683	8,683	8,736	10,052,906	8.64	2,346,874.2
Quarter 2	11,415	11,415	11,472	10,051,035	11.36	2,371,864.4
Quarter 3	10,401	10,401	10,451	10,190,517	10.21	2,400,887.8
Quarter 4	7,742	7,742	7,781	10,063,563	7.69	2,415,137.8
<i>18-44 years, 2012</i>						
Quarter 1	8,706	8,706	8,751	10,058,989	8.65	2,329,274.7
Quarter 2	10,076	10,076	10,113	10,175,682	9.90	2,333,490.6
Quarter 3	9,218	9,218	9,275	10,363,300	8.89	2,367,007.4
Quarter 4	7,121	7,121	7,171	10,689,533	6.66	2,380,873.5

**Table 4. Summary of Loop Diuretic Users in the Sentinel Distributed Database (SDD) between January 1, 2000 and March 31, 2021, Cross-Stratified by Year-Quarter and Age (Years)**

	New Users	New Episodes	Adjusted Dispensings	Eligible Members <sup>1</sup>	New Users per 10,000 Eligible Members <sup>1</sup>	Eligible Member-Years <sup>1</sup>
<i>18-44 years, 2013</i>						
Quarter 1	7,243	7,243	7,284	9,868,385	7.34	2,308,134.3
Quarter 2	9,623	9,623	9,669	9,842,165	9.78	2,327,755.7
Quarter 3	8,888	8,888	8,931	9,998,344	8.89	2,360,568.0
Quarter 4	6,640	6,640	6,672	9,770,557	6.80	2,346,205.2
<i>18-44 years, 2014</i>						
Quarter 1	7,100	7,100	7,159	10,661,050	6.66	2,501,003.0
Quarter 2	9,770	9,770	9,820	10,629,620	9.19	2,514,506.0
Quarter 3	9,015	9,015	9,060	10,816,102	8.33	2,556,948.5
Quarter 4	6,608	6,608	6,641	10,706,901	6.17	2,558,625.9
<i>18-44 years, 2015</i>						
Quarter 1	7,495	7,495	7,547	11,121,865	6.74	2,609,085.7
Quarter 2	10,040	10,040	10,096	11,233,534	8.94	2,660,330.8
Quarter 3	8,966	8,966	9,024	11,372,964	7.88	2,696,281.9
Quarter 4	6,881	6,881	6,923	11,271,803	6.10	2,698,399.2
<i>18-44 years, 2016</i>						
Quarter 1	7,536	7,536	7,585	11,541,125	6.53	2,687,887.6
Quarter 2	9,280	9,280	9,345	11,685,120	7.94	2,701,656.8
Quarter 3	8,740	8,740	8,789	11,869,603	7.36	2,734,233.6
Quarter 4	6,516	6,516	6,557	13,137,681	4.96	2,750,096.8
<i>18-44 years, 2017</i>						
Quarter 1	6,978	6,978	7,035	11,539,929	6.05	2,705,778.3
Quarter 2	8,727	8,727	8,794	11,553,086	7.55	2,734,894.2
Quarter 3	7,945	7,945	8,006	11,664,296	6.81	2,766,859.2
Quarter 4	6,152	6,152	6,212	11,665,229	5.27	2,793,167.4
<i>18-44 years, 2018</i>						
Quarter 1	6,566	6,566	6,618	11,521,745	5.70	2,709,332.2
Quarter 2	8,512	8,512	8,573	11,489,241	7.41	2,722,923.8
Quarter 3	7,659	7,659	7,717	11,553,372	6.63	2,736,630.7
Quarter 4	5,912	5,912	5,966	11,424,455	5.17	2,739,488.9
<i>18-44 years, 2019</i>						
Quarter 1	5,951	5,951	5,999	11,195,754	5.32	2,636,492.9
Quarter 2	7,706	7,706	7,788	11,226,910	6.86	2,660,824.7
Quarter 3	7,480	7,480	7,541	11,369,243	6.58	2,689,814.9
Quarter 4	5,481	5,481	5,549	11,212,915	4.89	2,693,664.2
<i>18-44 years, 2020</i>						
Quarter 1	5,264	5,264	5,314	10,823,813	4.86	2,534,051.1
Quarter 2	6,173	6,173	6,231	10,875,642	5.68	2,528,127.5
Quarter 3	6,524	6,524	6,587	11,063,145	5.90	2,553,142.3
Quarter 4	5,103	5,103	5,148	11,884,454	4.29	2,551,069.3

**Table 4. Summary of Loop Diuretic Users in the Sentinel Distributed Database (SDD) between January 1, 2000 and March 31, 2021, Cross-Stratified by Year-Quarter and Age (Years)**

	New Users	New Episodes	Adjusted Dispensings	Eligible Members <sup>1</sup>	New Users per 10,000 Eligible Members <sup>1</sup>	Eligible Member-Years <sup>1</sup>
<i>18-44 years, 2021</i>						
Quarter 1	3,859	3,859	3,890	5,299,290	7.28	1,234,745.1
<i>45-64 years, 2000</i>						
Quarter 1	0	0	0	0	NaN	0.0
Quarter 2	0	0	0	0	NaN	0.0
Quarter 3	0	0	0	0	NaN	0.0
Quarter 4	*****	*****	*****	*****	0.34	482.9
<i>45-64 years, 2001</i>						
Quarter 1	2,216	2,216	2,229	185,378	119.54	43,836.1
Quarter 2	2,825	2,825	2,841	187,491	150.67	44,799.3
Quarter 3	2,566	2,566	2,587	190,294	134.84	45,911.3
Quarter 4	2,224	2,224	2,241	192,717	115.40	46,657.5
<i>45-64 years, 2002</i>						
Quarter 1	2,366	2,366	2,386	190,504	124.20	45,095.7
Quarter 2	3,019	3,019	3,051	194,814	154.97	45,857.0
Quarter 3	2,703	2,703	2,725	194,216	139.17	46,828.1
Quarter 4	2,174	2,174	2,186	194,170	111.96	45,375.8
<i>45-64 years, 2003</i>						
Quarter 1	2,188	2,188	2,213	182,858	119.66	43,179.6
Quarter 2	2,722	2,722	2,745	183,208	148.57	43,349.7
Quarter 3	2,605	2,605	2,627	180,572	144.26	43,769.9
Quarter 4	1,942	1,942	1,952	178,394	108.86	43,374.1
<i>45-64 years, 2004</i>						
Quarter 1	2,352	2,352	2,365	178,733	131.59	42,637.2
Quarter 2	2,528	2,528	2,542	178,056	141.98	42,389.3
Quarter 3	2,347	2,347	2,362	177,643	132.12	42,553.9
Quarter 4	1,844	1,844	1,855	176,791	104.30	42,397.5
<i>45-64 years, 2005</i>						
Quarter 1	1,898	1,898	1,916	176,685	107.42	41,449.9
Quarter 2	2,178	2,178	2,185	175,590	124.04	41,929.7
Quarter 3	1,341	1,341	1,349	176,739	75.87	37,167.9
Quarter 4	952	952	956	132,259	71.98	31,003.9
<i>45-64 years, 2006</i>						
Quarter 1	595	595	600	97,155	61.24	21,438.3
Quarter 2	661	661	663	88,565	74.63	20,785.4
Quarter 3	647	647	647	86,451	74.84	20,775.7
Quarter 4	466	466	470	86,788	53.69	20,846.2

**Table 4. Summary of Loop Diuretic Users in the Sentinel Distributed Database (SDD) between January 1, 2000 and March 31, 2021, Cross-Stratified by Year-Quarter and Age (Years)**

	New Users	New Episodes	Adjusted Dispensings	Eligible Members <sup>1</sup>	New Users per 10,000 Eligible Members <sup>1</sup>	Eligible Member-Years <sup>1</sup>
<i>45-64 years, 2007</i>						
Quarter 1	6,531	6,531	6,565	2,760,742	23.66	653,653.3
Quarter 2	8,082	8,082	8,126	2,790,858	28.96	668,092.1
Quarter 3	7,272	7,272	7,305	2,800,888	25.96	676,960.9
Quarter 4	6,075	6,075	6,106	2,914,307	20.85	707,636.1
<i>45-64 years, 2008</i>						
Quarter 1	8,267	8,267	8,312	3,476,080	23.78	818,510.0
Quarter 2	10,504	10,504	10,558	3,536,934	29.70	827,283.0
Quarter 3	9,505	9,505	9,546	3,530,994	26.92	840,067.6
Quarter 4	7,738	7,738	7,791	8,390,454	9.22	859,342.2
<i>45-64 years, 2009</i>						
Quarter 1	16,853	16,853	16,947	7,903,355	21.32	1,852,015.0
Quarter 2	21,270	21,270	21,397	7,873,469	27.01	1,875,018.5
Quarter 3	19,360	19,360	19,454	7,919,293	24.45	1,903,417.7
Quarter 4	15,852	15,852	15,931	7,883,942	20.11	1,910,387.0
<i>45-64 years, 2010</i>						
Quarter 1	15,812	15,812	15,887	7,709,341	20.51	1,814,890.7
Quarter 2	20,758	20,758	20,848	7,659,117	27.10	1,829,446.4
Quarter 3	18,413	18,413	18,505	7,620,539	24.16	1,837,901.1
Quarter 4	14,120	14,120	14,204	7,541,458	18.72	1,831,147.9
<i>45-64 years, 2011</i>						
Quarter 1	38,817	38,817	39,050	9,610,168	40.39	2,272,356.6
Quarter 2	46,969	46,969	47,194	9,632,611	48.76	2,304,213.7
Quarter 3	44,019	44,019	44,213	9,673,700	45.50	2,335,174.9
Quarter 4	34,976	34,976	35,150	9,660,384	36.21	2,343,851.2
<i>45-64 years, 2012</i>						
Quarter 1	38,361	38,361	38,597	9,591,618	39.99	2,261,269.9
Quarter 2	43,595	43,595	43,850	9,660,291	45.13	2,263,473.5
Quarter 3	40,648	40,648	40,877	9,627,400	42.22	2,290,660.7
Quarter 4	33,380	33,380	33,556	10,079,661	33.12	2,299,199.9
<i>45-64 years, 2013</i>						
Quarter 1	35,056	35,056	35,290	9,487,687	36.95	2,248,182.7
Quarter 2	43,151	43,151	43,413	9,480,439	45.52	2,271,932.2
Quarter 3	39,729	39,729	39,936	9,524,867	41.71	2,306,858.7
Quarter 4	32,244	32,244	32,428	9,498,187	33.95	2,306,520.7
<i>45-64 years, 2014</i>						
Quarter 1	35,477	35,477	35,742	10,309,679	34.41	2,444,559.3
Quarter 2	43,966	43,966	44,235	10,222,484	43.01	2,449,016.1
Quarter 3	40,311	40,311	40,522	10,261,044	39.29	2,481,600.9
Quarter 4	33,037	33,037	33,236	10,220,143	32.33	2,471,817.6

**Table 4. Summary of Loop Diuretic Users in the Sentinel Distributed Database (SDD) between January 1, 2000 and March 31, 2021, Cross-Stratified by Year-Quarter and Age (Years)**

	New Users	New Episodes	Adjusted Dispensings	Eligible Members <sup>1</sup>	New Users per 10,000 Eligible Members <sup>1</sup>	Eligible Member-Years <sup>1</sup>
<i>45-64 years, 2015</i>						
Quarter 1	36,324	36,324	36,580	10,622,133	34.20	2,516,781.2
Quarter 2	45,153	45,153	45,468	10,708,761	42.16	2,566,559.6
Quarter 3	41,507	41,507	41,767	10,722,549	38.71	2,599,201.9
Quarter 4	34,240	34,240	34,459	10,748,425	31.86	2,604,887.8
<i>45-64 years, 2016</i>						
Quarter 1	36,810	36,810	37,097	11,077,158	33.23	2,619,068.2
Quarter 2	43,300	43,300	43,606	11,128,762	38.91	2,626,872.5
Quarter 3	40,710	40,710	40,989	11,125,841	36.59	2,657,524.9
Quarter 4	33,704	33,704	33,970	12,382,410	27.22	2,669,635.1
<i>45-64 years, 2017</i>						
Quarter 1	35,926	35,926	36,274	10,979,249	32.72	2,605,556.0
Quarter 2	41,711	41,711	42,017	10,952,684	38.08	2,629,110.3
Quarter 3	38,536	38,536	38,860	10,927,349	35.27	2,652,240.2
Quarter 4	32,309	32,309	32,588	10,978,979	29.43	2,659,433.3
<i>45-64 years, 2018</i>						
Quarter 1	33,757	33,757	34,082	10,776,847	31.32	2,563,371.2
Quarter 2	41,041	41,041	41,432	10,715,210	38.30	2,572,034.0
Quarter 3	37,164	37,164	37,470	10,642,980	34.92	2,580,419.2
Quarter 4	31,066	31,066	31,377	10,604,138	29.30	2,573,078.8
<i>45-64 years, 2019</i>						
Quarter 1	32,201	32,201	32,560	10,380,315	31.02	2,469,349.8
Quarter 2	37,690	37,690	38,049	10,331,928	36.48	2,477,683.0
Quarter 3	35,344	35,344	35,696	10,287,882	34.35	2,490,863.0
Quarter 4	28,762	28,762	29,100	10,218,407	28.15	2,482,846.8
<i>45-64 years, 2020</i>						
Quarter 1	28,957	28,957	29,294	10,067,102	28.76	2,390,112.1
Quarter 2	32,545	32,545	33,017	10,032,093	32.44	2,372,252.7
Quarter 3	32,901	32,901	33,294	9,989,879	32.93	2,381,889.8
Quarter 4	26,602	26,602	26,910	10,742,329	24.76	2,369,969.8
<i>45-64 years, 2021</i>						
Quarter 1	21,048	21,048	21,234	5,810,085	36.23	1,337,651.3
<i>65-74 years, 2000</i>						
Quarter 1	0	0	0	0	NaN	0.0
Quarter 2	0	0	0	0	NaN	0.0
Quarter 3	0	0	0	0	NaN	0.0
Quarter 4	*****	*****	*****	*****	2.47	132.9

**Table 4. Summary of Loop Diuretic Users in the Sentinel Distributed Database (SDD) between January 1, 2000 and March 31, 2021, Cross-Stratified by Year-Quarter and Age (Years)**

	New Users	New Episodes	Adjusted Dispensings	Eligible Members <sup>1</sup>	New Users per 10,000 Eligible Members <sup>1</sup>	Eligible Member-Years <sup>1</sup>
<i>65-74 years, 2001</i>						
Quarter 1	963	963	965	51,926	185.46	12,031.0
Quarter 2	1,250	1,250	1,260	52,407	238.52	12,294.5
Quarter 3	1,047	1,047	1,056	52,827	198.19	12,566.0
Quarter 4	895	895	904	53,078	168.62	12,708.4
<i>65-74 years, 2002</i>						
Quarter 1	1,042	1,042	1,050	53,137	196.10	12,380.6
Quarter 2	1,200	1,200	1,208	53,605	223.86	12,593.5
Quarter 3	1,060	1,060	1,066	54,157	195.73	12,871.2
Quarter 4	889	889	898	53,546	166.03	12,704.5
<i>65-74 years, 2003</i>						
Quarter 1	968	968	973	52,831	183.23	12,294.5
Quarter 2	1,168	1,168	1,176	51,373	227.36	11,861.3
Quarter 3	1,024	1,024	1,030	50,402	203.17	11,973.4
Quarter 4	811	811	817	49,850	162.69	11,883.9
<i>65-74 years, 2004</i>						
Quarter 1	1,182	1,182	1,187	49,816	237.27	11,644.0
Quarter 2	1,055	1,055	1,057	49,501	213.13	11,517.5
Quarter 3	998	998	1,005	48,862	204.25	11,425.8
Quarter 4	695	695	700	47,642	145.88	11,221.9
<i>65-74 years, 2005</i>						
Quarter 1	809	809	817	46,924	172.41	10,760.7
Quarter 2	871	871	879	45,830	190.05	10,695.9
Quarter 3	582	582	583	45,872	126.87	9,799.7
Quarter 4	492	492	492	37,307	131.88	8,761.4
<i>65-74 years, 2006</i>						
Quarter 1	0	0	0	0	NaN	0.0
Quarter 2	0	0	0	0	NaN	0.0
Quarter 3	0	0	0	0	NaN	0.0
Quarter 4	0	0	0	0	NaN	0.0
<i>65-74 years, 2007</i>						
Quarter 1	2,466	2,466	2,488	370,250	66.60	84,692.1
Quarter 2	3,020	3,020	3,039	407,490	74.11	93,421.9
Quarter 3	2,647	2,647	2,656	414,020	63.93	99,106.3
Quarter 4	2,437	2,437	2,448	426,607	57.13	102,331.2
<i>65-74 years, 2008</i>						
Quarter 1	6,080	6,080	6,111	887,745	68.49	203,840.2
Quarter 2	6,976	6,976	7,015	893,276	78.09	210,213.4
Quarter 3	6,378	6,378	6,410	898,738	70.97	215,180.6
Quarter 4	5,614	5,614	5,640	1,491,328	37.64	218,817.7

**Table 4. Summary of Loop Diuretic Users in the Sentinel Distributed Database (SDD) between January 1, 2000 and March 31, 2021, Cross-Stratified by Year-Quarter and Age (Years)**

	New Users	New Episodes	Adjusted Dispensings	Eligible Members <sup>1</sup>	New Users per 10,000 Eligible Members <sup>1</sup>	Eligible Member-Years <sup>1</sup>
<i>65-74 years, 2009</i>						
Quarter 1	9,061	9,061	9,109	1,379,504	65.68	321,281.3
Quarter 2	10,570	10,570	10,637	1,390,318	76.03	330,456.0
Quarter 3	9,494	9,494	9,549	1,403,870	67.63	337,741.6
Quarter 4	8,329	8,329	8,385	1,405,153	59.27	339,646.9
<i>65-74 years, 2010</i>						
Quarter 1	8,523	8,523	8,588	1,371,141	62.16	320,897.4
Quarter 2	10,189	10,189	10,247	1,362,247	74.80	325,647.5
Quarter 3	8,964	8,964	9,015	1,362,440	65.79	328,641.4
Quarter 4	7,779	7,779	7,837	1,354,238	57.44	328,434.8
<i>65-74 years, 2011</i>						
Quarter 1	58,031	58,031	58,419	6,340,042	91.53	1,504,671.8
Quarter 2	67,462	67,462	67,872	6,384,049	105.67	1,531,967.6
Quarter 3	59,676	59,676	60,051	6,449,867	92.52	1,561,657.5
Quarter 4	51,185	51,185	51,484	6,467,887	79.14	1,572,020.2
<i>65-74 years, 2012</i>						
Quarter 1	58,790	58,790	59,140	6,815,837	86.25	1,618,889.4
Quarter 2	65,474	65,474	65,896	6,867,002	95.35	1,624,040.4
Quarter 3	57,934	57,934	58,257	6,923,104	83.68	1,655,077.5
Quarter 4	51,554	51,554	51,874	7,594,187	67.89	1,671,969.0
<i>65-74 years, 2013</i>						
Quarter 1	56,880	56,880	57,339	7,221,573	78.76	1,712,281.4
Quarter 2	67,625	67,625	68,154	7,256,129	93.20	1,741,460.3
Quarter 3	60,231	60,231	60,624	7,337,908	82.08	1,778,354.2
Quarter 4	51,617	51,617	52,006	7,350,441	70.22	1,789,759.4
<i>65-74 years, 2014</i>						
Quarter 1	60,508	60,508	61,018	8,439,880	71.69	2,007,008.6
Quarter 2	74,035	74,035	74,582	8,495,075	87.15	2,040,336.5
Quarter 3	65,850	65,850	66,308	8,562,693	76.90	2,077,537.8
Quarter 4	57,291	57,291	57,713	8,571,680	66.84	2,088,334.9
<i>65-74 years, 2015</i>						
Quarter 1	62,424	62,424	62,961	8,970,663	69.59	2,134,095.1
Quarter 2	75,062	75,062	75,642	9,018,768	83.23	2,168,079.1
Quarter 3	68,127	68,127	68,662	9,130,642	74.61	2,214,539.6
Quarter 4	59,773	59,773	60,258	9,168,112	65.20	2,234,095.1
<i>65-74 years, 2016</i>						
Quarter 1	65,762	65,762	66,277	9,681,877	67.92	2,303,653.5
Quarter 2	75,583	75,583	76,233	9,784,549	77.25	2,317,024.5
Quarter 3	68,789	68,789	69,326	9,867,560	69.71	2,366,459.2
Quarter 4	60,540	60,540	61,091	10,533,362	57.47	2,388,428.5



**Table 4. Summary of Loop Diuretic Users in the Sentinel Distributed Database (SDD) between January 1, 2000 and March 31, 2021, Cross-Stratified by Year-Quarter and Age (Years)**

	New Users	New Episodes	Adjusted Dispensings	Eligible Members <sup>1</sup>	New Users per 10,000 Eligible Members <sup>1</sup>	Eligible Member-Years <sup>1</sup>
<i>65-74 years, 2017</i>						
Quarter 1	65,740	65,740	66,373	9,974,465	65.91	2,373,485.4
Quarter 2	75,843	75,843	76,533	10,010,053	75.77	2,408,541.9
Quarter 3	69,367	69,367	69,966	10,118,681	68.55	2,457,078.5
Quarter 4	60,693	60,693	61,261	10,141,672	59.85	2,468,344.5
<i>65-74 years, 2018</i>						
Quarter 1	64,751	64,751	65,459	10,338,592	62.63	2,459,962.8
Quarter 2	77,212	77,212	78,010	10,347,422	74.62	2,489,709.4
Quarter 3	68,861	68,861	69,482	10,448,854	65.90	2,537,420.3
Quarter 4	61,092	61,092	61,739	10,473,659	58.33	2,553,304.2
<i>65-74 years, 2019</i>						
Quarter 1	64,600	64,600	65,410	10,564,784	61.15	2,516,986.7
Quarter 2	76,455	76,455	77,330	10,600,857	72.12	2,552,564.4
Quarter 3	70,245	70,245	71,050	10,739,315	65.41	2,608,662.5
Quarter 4	61,477	61,477	62,255	10,769,416	57.08	2,629,793.2
<i>65-74 years, 2020</i>						
Quarter 1	63,941	63,941	64,774	11,159,331	57.30	2,655,203.8
Quarter 2	64,540	64,540	65,446	11,249,407	57.37	2,675,516.8
Quarter 3	68,533	68,533	69,448	11,378,930	60.23	2,731,534.4
Quarter 4	60,174	60,174	60,990	12,259,713	49.08	2,755,563.8
<i>65-74 years, 2021</i>						
Quarter 1	57,903	57,903	58,470	10,415,629	55.59	2,377,292.0
<i>75-84 years, 2000</i>						
Quarter 1	0	0	0	0	NaN	0.0
Quarter 2	0	0	0	0	NaN	0.0
Quarter 3	0	0	0	0	NaN	0.0
Quarter 4	20	20	20	22,569	8.86	61.8
<i>75-84 years, 2001</i>						
Quarter 1	653	653	659	24,215	269.67	5,534.2
Quarter 2	699	699	702	24,082	290.26	5,590.7
Quarter 3	669	669	675	24,118	277.39	5,664.7
Quarter 4	535	535	537	24,100	221.99	5,697.8
<i>75-84 years, 2002</i>						
Quarter 1	632	632	635	24,195	261.21	5,539.2
Quarter 2	711	711	716	24,184	294.00	5,596.5
Quarter 3	612	612	613	24,224	252.64	5,679.5
Quarter 4	521	521	522	23,985	217.22	5,677.9

**Table 4. Summary of Loop Diuretic Users in the Sentinel Distributed Database (SDD) between January 1, 2000 and March 31, 2021, Cross-Stratified by Year-Quarter and Age (Years)**

	New Users	New Episodes	Adjusted Dispensings	Eligible Members <sup>1</sup>	New Users per 10,000 Eligible Members <sup>1</sup>	Eligible Member-Years <sup>1</sup>
<i>75-84 years, 2003</i>						
Quarter 1	559	559	565	23,941	233.49	5,502.4
Quarter 2	728	728	731	23,650	307.82	5,457.8
Quarter 3	644	644	648	23,358	275.71	5,487.2
Quarter 4	487	487	489	23,131	210.54	5,478.8
<i>75-84 years, 2004</i>						
Quarter 1	755	755	758	23,197	325.47	5,330.9
Quarter 2	619	619	619	22,699	272.70	5,228.3
Quarter 3	614	614	617	22,568	272.07	5,245.1
Quarter 4	475	475	478	22,403	212.03	5,229.6
<i>75-84 years, 2005</i>						
Quarter 1	492	492	494	22,345	220.18	5,100.0
Quarter 2	578	578	581	22,205	260.30	5,146.5
Quarter 3	450	450	452	22,424	200.68	5,063.7
Quarter 4	408	408	411	20,918	195.05	4,951.3
<i>75-84 years, 2006</i>						
Quarter 1	0	0	0	0	NaN	0.0
Quarter 2	0	0	0	0	NaN	0.0
Quarter 3	0	0	0	0	NaN	0.0
Quarter 4	0	0	0	0	NaN	0.0
<i>75-84 years, 2007</i>						
Quarter 1	2,460	2,460	2,473	186,130	132.17	42,584.3
Quarter 2	2,985	2,985	3,012	208,561	143.12	47,602.9
Quarter 3	2,584	2,584	2,599	210,627	122.68	50,797.3
Quarter 4	2,511	2,511	2,527	214,802	116.90	51,861.6
<i>75-84 years, 2008</i>						
Quarter 1	6,058	6,058	6,087	476,442	127.15	110,508.7
Quarter 2	6,615	6,615	6,653	473,222	139.79	112,719.1
Quarter 3	5,888	5,888	5,918	473,827	124.26	114,370.9
Quarter 4	5,587	5,587	5,617	752,063	74.29	115,494.9
<i>75-84 years, 2009</i>						
Quarter 1	8,891	8,891	8,946	705,378	126.05	165,427.2
Quarter 2	9,761	9,761	9,808	710,624	137.36	169,337.9
Quarter 3	8,457	8,457	8,512	713,083	118.60	172,358.0
Quarter 4	7,864	7,864	7,899	713,559	110.21	172,813.1
<i>75-84 years, 2010</i>						
Quarter 1	8,512	8,512	8,574	699,208	121.74	164,240.4
Quarter 2	9,354	9,354	9,406	694,425	134.70	166,210.6
Quarter 3	7,861	7,861	7,914	694,587	113.18	168,115.8
Quarter 4	7,242	7,242	7,273	693,483	104.43	168,230.4

**Table 4. Summary of Loop Diuretic Users in the Sentinel Distributed Database (SDD) between January 1, 2000 and March 31, 2021, Cross-Stratified by Year-Quarter and Age (Years)**

	<b>New Users</b>	<b>New Episodes</b>	<b>Adjusted Dispensings</b>	<b>Eligible Members<sup>1</sup></b>	<b>New Users per 10,000 Eligible Members<sup>1</sup></b>	<b>Eligible Member-Years<sup>1</sup></b>
<i>75-84 years, 2011</i>						
Quarter 1	65,114	65,114	65,519	4,118,431	158.10	970,854.1
Quarter 2	72,043	72,043	72,493	4,129,884	174.44	984,201.5
Quarter 3	63,173	63,173	63,532	4,142,060	152.52	997,792.6
Quarter 4	56,400	56,400	56,759	4,139,694	136.24	1,000,542.2
<i>75-84 years, 2012</i>						
Quarter 1	64,666	64,666	65,104	4,288,631	150.78	1,021,557.9
Quarter 2	68,527	68,527	69,021	4,277,447	160.21	1,018,638.4
Quarter 3	60,290	60,290	60,651	4,272,557	141.11	1,029,230.5
Quarter 4	54,650	54,650	54,993	4,574,425	119.47	1,030,056.2
<i>75-84 years, 2013</i>						
Quarter 1	60,193	60,193	60,657	4,410,799	136.47	1,041,599.4
Quarter 2	68,632	68,632	69,160	4,394,798	156.17	1,050,215.9
Quarter 3	58,661	58,661	59,059	4,400,552	133.30	1,063,240.6
Quarter 4	53,120	53,120	53,507	4,392,515	120.93	1,064,405.9
<i>75-84 years, 2014</i>						
Quarter 1	62,841	62,841	63,416	4,997,676	125.74	1,183,472.4
Quarter 2	73,543	73,543	74,068	5,006,352	146.90	1,196,901.1
Quarter 3	63,062	63,062	63,527	4,996,649	126.21	1,207,957.6
Quarter 4	57,315	57,315	57,726	4,985,974	114.95	1,209,014.7
<i>75-84 years, 2015</i>						
Quarter 1	63,380	63,380	63,939	5,123,564	123.70	1,212,598.0
Quarter 2	72,483	72,483	73,085	5,114,850	141.71	1,223,922.5
Quarter 3	62,890	62,890	63,385	5,134,231	122.49	1,240,702.3
Quarter 4	57,526	57,526	58,030	5,139,606	111.93	1,246,564.1
<i>75-84 years, 2016</i>						
Quarter 1	62,926	62,926	63,507	5,276,230	119.26	1,261,272.0
Quarter 2	69,339	69,339	69,935	5,304,834	130.71	1,265,196.7
Quarter 3	61,730	61,730	62,262	5,339,000	115.62	1,289,610.7
Quarter 4	56,596	56,596	57,165	5,600,218	101.06	1,299,117.1
<i>75-84 years, 2017</i>						
Quarter 1	62,307	62,307	62,933	5,388,594	115.63	1,276,360.9
Quarter 2	68,751	68,751	69,371	5,401,599	127.28	1,295,033.2
Quarter 3	60,720	60,720	61,341	5,454,557	111.32	1,319,648.5
Quarter 4	56,492	56,492	57,068	5,521,340	102.32	1,335,945.5
<i>75-84 years, 2018</i>						
Quarter 1	61,374	61,374	62,036	5,605,818	109.48	1,328,037.8
Quarter 2	70,423	70,423	71,181	5,634,323	124.99	1,351,281.7
Quarter 3	60,817	60,817	61,411	5,685,197	106.97	1,378,028.5
Quarter 4	57,255	57,255	57,948	5,723,292	100.04	1,390,843.5

**Table 4. Summary of Loop Diuretic Users in the Sentinel Distributed Database (SDD) between January 1, 2000 and March 31, 2021, Cross-Stratified by Year-Quarter and Age (Years)**

	New Users	New Episodes	Adjusted Dispensings	Eligible Members <sup>1</sup>	New Users per 10,000 Eligible Members <sup>1</sup>	Eligible Member-Years <sup>1</sup>
<i>75-84 years, 2019</i>						
Quarter 1	60,696	60,696	61,488	5,730,293	105.92	1,361,275.6
Quarter 2	69,877	69,877	70,710	5,744,712	121.64	1,379,737.8
Quarter 3	62,430	62,430	63,218	5,792,413	107.78	1,405,297.7
Quarter 4	56,559	56,559	57,294	5,817,279	97.23	1,415,005.8
<i>75-84 years, 2020</i>						
Quarter 1	59,097	59,097	59,875	5,929,775	99.66	1,419,746.9
Quarter 2	56,211	56,211	57,001	5,944,161	94.57	1,427,014.7
Quarter 3	58,638	58,638	59,429	5,986,572	97.95	1,449,553.2
Quarter 4	52,724	52,724	53,432	6,342,133	83.13	1,458,587.8
<i>75-84 years, 2021</i>						
Quarter 1	51,874	51,874	52,388	5,576,034	93.03	1,262,303.7
<i>≥ 85 years, 2000</i>						
Quarter 1	0	0	0	0	NaN	0.0
Quarter 2	0	0	0	0	NaN	0.0
Quarter 3	0	0	0	0	NaN	0.0
Quarter 4	16	16	16	11,218	14.26	30.7
<i>≥ 85 years, 2001</i>						
Quarter 1	356	356	358	12,137	293.32	2,739.4
Quarter 2	414	414	417	11,941	346.70	2,750.1
Quarter 3	375	375	375	11,895	315.26	2,766.0
Quarter 4	308	308	308	11,807	260.86	2,754.0
<i>≥ 85 years, 2002</i>						
Quarter 1	359	359	360	11,736	305.90	2,650.7
Quarter 2	434	434	434	11,485	377.88	2,632.8
Quarter 3	384	384	385	11,408	336.61	2,648.8
Quarter 4	303	303	303	11,223	269.98	2,616.6
<i>≥ 85 years, 2003</i>						
Quarter 1	312	312	313	11,060	282.10	2,501.4
Quarter 2	382	382	382	10,873	351.33	2,488.3
Quarter 3	333	333	334	10,788	308.68	2,516.6
Quarter 4	310	310	311	10,639	291.38	2,479.6
<i>≥ 85 years, 2004</i>						
Quarter 1	432	432	435	10,511	411.00	2,353.5
Quarter 2	336	336	338	9,941	337.99	2,265.6
Quarter 3	345	345	346	9,845	350.43	2,263.0
Quarter 4	323	323	323	9,704	332.85	2,224.4

**Table 4. Summary of Loop Diuretic Users in the Sentinel Distributed Database (SDD) between January 1, 2000 and March 31, 2021, Cross-Stratified by Year-Quarter and Age (Years)**

	New Users	New Episodes	Adjusted Dispensings	Eligible Members <sup>1</sup>	New Users per 10,000 Eligible Members <sup>1</sup>	Eligible Member-Years <sup>1</sup>
<i>≥ 85 years, 2005</i>						
Quarter 1	272	272	272	9,559	284.55	2,141.7
Quarter 2	291	291	294	9,359	310.93	2,148.5
Quarter 3	264	264	264	9,536	276.85	2,189.1
Quarter 4	238	238	238	9,465	251.45	2,216.8
<i>≥ 85 years, 2006</i>						
Quarter 1	0	0	0	0	NaN	0.0
Quarter 2	0	0	0	0	NaN	0.0
Quarter 3	0	0	0	0	NaN	0.0
Quarter 4	0	0	0	0	NaN	0.0
<i>≥ 85 years, 2007</i>						
Quarter 1	1,352	1,352	1,355	57,314	235.89	12,931.5
Quarter 2	1,585	1,585	1,601	64,066	247.40	14,399.5
Quarter 3	1,399	1,399	1,405	64,636	216.44	15,381.6
Quarter 4	1,389	1,389	1,396	66,155	209.96	15,786.0
<i>≥ 85 years, 2008</i>						
Quarter 1	3,107	3,107	3,121	141,369	219.78	31,978.5
Quarter 2	3,374	3,374	3,398	140,578	240.01	33,092.4
Quarter 3	2,903	2,903	2,920	141,406	205.30	33,740.3
Quarter 4	2,904	2,904	2,925	231,333	125.53	34,339.9
<i>≥ 85 years, 2009</i>						
Quarter 1	4,870	4,870	4,898	221,649	219.72	51,430.5
Quarter 2	4,926	4,926	4,958	224,496	219.42	52,917.0
Quarter 3	4,385	4,385	4,405	226,988	193.18	54,340.9
Quarter 4	4,373	4,373	4,395	229,129	190.85	54,998.6
<i>≥ 85 years, 2010</i>						
Quarter 1	4,812	4,812	4,854	225,464	213.43	52,508.9
Quarter 2	4,867	4,867	4,892	225,334	215.99	53,388.2
Quarter 3	4,289	4,289	4,320	226,709	189.19	54,408.1
Quarter 4	3,942	3,942	3,965	227,796	173.05	54,721.4
<i>≥ 85 years, 2011</i>						
Quarter 1	45,773	45,773	46,001	1,705,924	268.32	397,876.8
Quarter 2	48,142	48,142	48,388	1,705,037	282.35	402,049.1
Quarter 3	41,345	41,345	41,580	1,713,246	241.33	408,919.9
Quarter 4	39,545	39,545	39,741	1,720,047	229.91	411,951.5
<i>≥ 85 years, 2012</i>						
Quarter 1	46,520	46,520	46,838	1,784,990	260.62	420,501.4
Quarter 2	46,353	46,353	46,599	1,775,771	261.03	419,157.0
Quarter 3	40,943	40,943	41,137	1,772,612	230.98	423,915.3
Quarter 4	39,644	39,644	39,890	1,880,851	210.78	424,491.5

**Table 4. Summary of Loop Diuretic Users in the Sentinel Distributed Database (SDD) between January 1, 2000 and March 31, 2021, Cross-Stratified by Year-Quarter and Age (Years)**

	New Users	New Episodes	Adjusted Dispensings	Eligible Members <sup>1</sup>	New Users per 10,000 Eligible Members <sup>1</sup>	Eligible Member-Years <sup>1</sup>
<i>≥ 85 years, 2013</i>						
Quarter 1	44,812	44,812	45,111	1,828,050	245.14	427,158.2
Quarter 2	47,244	47,244	47,535	1,807,485	261.38	428,313.5
Quarter 3	40,066	40,066	40,322	1,802,924	222.23	432,977.9
Quarter 4	37,860	37,860	38,095	1,799,063	210.44	432,948.5
<i>≥ 85 years, 2014</i>						
Quarter 1	45,699	45,699	46,076	2,037,580	224.28	478,639.1
Quarter 2	49,763	49,763	50,111	2,031,474	244.96	482,079.1
Quarter 3	42,855	42,855	43,104	2,018,676	212.29	485,360.8
Quarter 4	41,118	41,118	41,398	2,011,271	204.44	484,032.3
<i>≥ 85 years, 2015</i>						
Quarter 1	46,244	46,244	46,603	2,043,250	226.33	479,027.4
Quarter 2	48,619	48,619	49,011	2,019,649	240.73	479,535.5
Quarter 3	41,947	41,947	42,210	2,014,017	208.28	483,958.6
Quarter 4	39,958	39,958	40,296	2,009,480	198.85	484,475.8
<i>≥ 85 years, 2016</i>						
Quarter 1	44,672	44,672	45,071	2,043,989	218.55	485,085.5
Quarter 2	45,720	45,720	46,043	2,033,247	224.86	482,116.5
Quarter 3	39,978	39,978	40,255	2,027,020	197.23	487,518.3
Quarter 4	38,753	38,753	39,092	2,097,446	184.76	487,637.4
<i>≥ 85 years, 2017</i>						
Quarter 1	42,742	42,742	43,148	2,002,407	213.45	470,858.5
Quarter 2	44,014	44,014	44,386	1,980,771	222.21	471,939.9
Quarter 3	38,469	38,469	38,815	1,975,287	194.75	476,292.7
Quarter 4	36,607	36,607	36,940	1,975,469	185.31	476,592.0
<i>≥ 85 years, 2018</i>						
Quarter 1	41,380	41,380	41,799	1,978,522	209.15	465,509.4
Quarter 2	43,564	43,564	44,022	1,954,776	222.86	466,032.7
Quarter 3	36,693	36,693	37,104	1,945,086	188.64	469,626.5
Quarter 4	35,732	35,732	36,122	1,939,915	184.19	468,533.3
<i>≥ 85 years, 2019</i>						
Quarter 1	38,820	38,820	39,311	1,925,007	201.66	453,716.4
Quarter 2	42,149	42,149	42,685	1,909,531	220.73	454,861.0
Quarter 3	35,930	35,930	36,389	1,908,593	188.25	459,796.7
Quarter 4	34,305	34,305	34,735	1,909,013	179.70	460,783.1
<i>≥ 85 years, 2020</i>						
Quarter 1	36,678	36,678	37,162	1,933,986	189.65	458,887.9
Quarter 2	31,330	31,330	31,719	1,922,673	162.95	457,058.4
Quarter 3	31,623	31,623	32,001	1,920,817	164.63	461,377.8
Quarter 4	30,116	30,116	30,470	2,004,586	150.24	461,493.9

**Table 4. Summary of Loop Diuretic Users in the Sentinel Distributed Database (SDD) between January 1, 2000 and March 31, 2021, Cross-Stratified by Year-Quarter and Age (Years)**

	New Users	New Episodes	Adjusted Dispensings	Eligible Members <sup>1</sup>	New Users per 10,000 Eligible Members <sup>1</sup>	Eligible Member-Years <sup>1</sup>
<i>≥ 85 years, 2021</i>						
Quarter 1	30,696	30,696	31,010	1,769,905	173.43	399,152.9
<i>Bumetanide</i>						
<i>18-44 years, 2000</i>						
Quarter 1	0	0	0	0	NaN	0.0
Quarter 2	0	0	0	0	NaN	0.0
Quarter 3	0	0	0	0	NaN	0.0
Quarter 4	0	0	0	382,242	0.00	1,046.5
<i>18-44 years, 2001</i>						
Quarter 1	19	19	19	400,663	0.47	94,952.5
Quarter 2	16	16	16	405,694	0.39	97,534.8
Quarter 3	18	18	18	414,537	0.43	100,540.9
Quarter 4	16	16	16	421,475	0.38	102,312.5
<i>18-44 years, 2002</i>						
Quarter 1	22	22	22	397,722	0.55	94,506.7
Quarter 2	24	24	24	406,651	0.59	94,485.6
Quarter 3	16	16	16	395,366	0.40	95,583.0
Quarter 4	26	26	26	390,587	0.67	87,756.9
<i>18-44 years, 2003</i>						
Quarter 1	22	22	22	340,584	0.65	80,239.0
Quarter 2	24	24	24	335,199	0.72	78,839.0
Quarter 3	34	34	34	332,519	1.02	79,484.4
Quarter 4	22	22	22	329,556	0.67	79,082.2
<i>18-44 years, 2004</i>						
Quarter 1	17	17	17	335,014	0.51	78,431.6
Quarter 2	33	33	33	340,596	0.97	79,076.4
Quarter 3	23	23	23	342,727	0.67	79,723.6
Quarter 4	12	12	12	342,140	0.35	79,883.3
<i>18-44 years, 2005</i>						
Quarter 1	21	21	21	336,459	0.62	77,566.6
Quarter 2	18	18	18	336,475	0.53	79,323.7
Quarter 3	14	14	14	347,167	0.40	77,632.5
Quarter 4	12	12	12	317,327	0.38	74,797.0
<i>18-44 years, 2006</i>						
Quarter 1	12	12	12	290,636	0.41	66,680.2
Quarter 2	*****	*****	*****	*****	0.28	67,650.1
Quarter 3	*****	*****	*****	*****	0.31	68,580.3
Quarter 4	*****	*****	*****	*****	0.10	68,778.7

**Table 4. Summary of Loop Diuretic Users in the Sentinel Distributed Database (SDD) between January 1, 2000 and March 31, 2021, Cross-Stratified by Year-Quarter and Age (Years)**

	New Users	New Episodes	Adjusted Dispensings	Eligible Members <sup>1</sup>	New Users per 10,000 Eligible Members <sup>1</sup>	Eligible Member-Years <sup>1</sup>
<i>18-44 years, 2007</i>						
Quarter 1	60	60	60	3,553,103	0.17	825,097.9
Quarter 2	75	75	75	3,572,481	0.21	838,989.3
Quarter 3	59	59	59	3,611,594	0.16	848,739.2
Quarter 4	53	53	53	3,682,850	0.14	877,519.3
<i>18-44 years, 2008</i>						
Quarter 1	70	70	70	4,251,746	0.16	977,660.1
Quarter 2	99	99	99	4,308,980	0.23	981,279.0
Quarter 3	72	72	72	4,326,210	0.17	991,402.5
Quarter 4	51	51	51	10,744,535	0.05	1,012,516.3
<i>18-44 years, 2009</i>						
Quarter 1	163	163	163	10,051,871	0.16	2,313,903.7
Quarter 2	215	215	215	9,992,818	0.22	2,340,528.8
Quarter 3	166	166	166	10,165,457	0.16	2,376,009.4
Quarter 4	147	147	147	9,940,161	0.15	2,374,285.3
<i>18-44 years, 2010</i>						
Quarter 1	169	169	169	9,687,404	0.17	2,250,893.6
Quarter 2	182	182	182	9,572,549	0.19	2,254,162.1
Quarter 3	165	165	165	9,599,239	0.17	2,255,075.9
Quarter 4	133	133	133	9,320,239	0.14	2,232,911.7
<i>18-44 years, 2011</i>						
Quarter 1	271	271	271	10,068,381	0.27	2,350,291.2
Quarter 2	332	332	332	10,068,108	0.33	2,375,597.6
Quarter 3	268	268	268	10,209,273	0.26	2,405,058.7
Quarter 4	213	213	213	10,083,161	0.21	2,419,625.0
<i>18-44 years, 2012</i>						
Quarter 1	281	281	281	10,078,765	0.28	2,333,620.4
Quarter 2	273	273	273	10,198,460	0.27	2,338,360.4
Quarter 3	263	263	263	10,389,390	0.25	2,372,679.0
Quarter 4	184	184	184	10,717,815	0.17	2,387,192.0
<i>18-44 years, 2013</i>						
Quarter 1	251	251	251	9,897,559	0.25	2,314,557.6
Quarter 2	271	271	271	9,873,928	0.27	2,334,750.2
Quarter 3	278	278	278	10,032,958	0.28	2,368,252.0
Quarter 4	215	215	215	9,806,779	0.22	2,354,465.0
<i>18-44 years, 2014</i>						
Quarter 1	209	209	209	10,696,878	0.20	2,509,019.4
Quarter 2	216	216	216	10,667,573	0.20	2,522,978.2
Quarter 3	250	250	250	10,856,127	0.23	2,565,990.8
Quarter 4	185	185	185	10,748,092	0.17	2,568,119.1



**Table 4. Summary of Loop Diuretic Users in the Sentinel Distributed Database (SDD) between January 1, 2000 and March 31, 2021, Cross-Stratified by Year-Quarter and Age (Years)**

	New Users	New Episodes	Adjusted Dispensings	Eligible Members <sup>1</sup>	New Users per 10,000 Eligible Members <sup>1</sup>	Eligible Member-Years <sup>1</sup>
<i>18-44 years, 2015</i>						
Quarter 1	245	245	245	11,163,196	0.22	2,618,418.1
Quarter 2	307	307	307	11,276,802	0.27	2,670,053.1
Quarter 3	259	259	259	11,418,158	0.23	2,706,553.7
Quarter 4	216	216	216	11,317,872	0.19	2,709,073.8
<i>18-44 years, 2016</i>						
Quarter 1	227	227	227	11,587,438	0.20	2,698,473.8
Quarter 2	257	257	257	11,733,472	0.22	2,712,557.5
Quarter 3	268	268	268	11,920,025	0.22	2,745,739.5
Quarter 4	195	195	195	13,189,350	0.15	2,761,944.5
<i>18-44 years, 2017</i>						
Quarter 1	246	246	246	11,590,463	0.21	2,717,221.1
Quarter 2	301	301	301	11,604,675	0.26	2,746,530.3
Quarter 3	249	249	249	11,716,386	0.21	2,778,816.4
Quarter 4	236	236	236	11,717,863	0.20	2,805,435.0
<i>18-44 years, 2018</i>						
Quarter 1	245	245	245	11,573,280	0.21	2,721,037.8
Quarter 2	231	231	231	11,541,395	0.20	2,734,770.4
Quarter 3	254	254	254	11,606,179	0.22	2,748,765.5
Quarter 4	256	256	256	11,477,408	0.22	2,751,829.4
<i>18-44 years, 2019</i>						
Quarter 1	237	237	237	11,247,440	0.21	2,648,303.6
Quarter 2	264	264	264	11,279,535	0.23	2,672,813.9
Quarter 3	267	267	267	11,422,949	0.23	2,702,179.6
Quarter 4	220	220	220	11,266,119	0.20	2,706,122.8
<i>18-44 years, 2020</i>						
Quarter 1	224	224	224	10,867,282	0.21	2,544,053.8
Quarter 2	225	225	225	10,919,596	0.21	2,538,169.0
Quarter 3	250	250	250	11,107,880	0.23	2,563,409.2
Quarter 4	196	196	196	11,929,176	0.16	2,561,388.0
<i>18-44 years, 2021</i>						
Quarter 1	187	187	187	5,333,134	0.35	1,242,395.4
<i>45-64 years, 2000</i>						
Quarter 1	0	0	0	0	NaN	0.0
Quarter 2	0	0	0	0	NaN	0.0
Quarter 3	0	0	0	0	NaN	0.0
Quarter 4	0	0	0	176,391	0.00	482.9

**Table 4. Summary of Loop Diuretic Users in the Sentinel Distributed Database (SDD) between January 1, 2000 and March 31, 2021, Cross-Stratified by Year-Quarter and Age (Years)**

	New Users	New Episodes	Adjusted Dispensings	Eligible Members <sup>1</sup>	New Users per 10,000 Eligible Members <sup>1</sup>	Eligible Member-Years <sup>1</sup>
<i>45-64 years, 2001</i>						
Quarter 1	29	29	29	185,378	1.56	43,836.1
Quarter 2	59	59	59	187,491	3.15	44,799.3
Quarter 3	45	45	45	190,294	2.36	45,911.3
Quarter 4	40	40	40	192,717	2.08	46,657.5
<i>45-64 years, 2002</i>						
Quarter 1	55	55	55	190,860	2.88	45,127.7
Quarter 2	82	82	82	195,937	4.19	46,026.0
Quarter 3	57	57	57	196,262	2.90	47,205.2
Quarter 4	61	61	61	196,962	3.10	45,938.2
<i>45-64 years, 2003</i>						
Quarter 1	49	49	49	186,253	2.63	43,878.7
Quarter 2	84	84	84	187,474	4.48	44,227.6
Quarter 3	54	54	54	185,836	2.91	44,883.1
Quarter 4	41	41	41	184,430	2.22	44,700.2
<i>45-64 years, 2004</i>						
Quarter 1	63	63	63	185,601	3.39	44,137.5
Quarter 2	65	65	65	185,847	3.50	44,079.0
Quarter 3	59	59	59	186,323	3.17	44,457.1
Quarter 4	57	57	57	186,187	3.06	44,510.1
<i>45-64 years, 2005</i>						
Quarter 1	42	42	42	186,654	2.25	43,676.2
Quarter 2	45	45	45	186,369	2.41	44,327.6
Quarter 3	35	35	35	188,345	1.86	39,574.3
Quarter 4	22	22	22	142,688	1.54	33,348.1
<i>45-64 years, 2006</i>						
Quarter 1	14	14	14	104,378	1.34	22,961.4
Quarter 2	*****	*****	*****	*****	1.67	22,346.7
Quarter 3	*****	*****	*****	*****	2.32	22,590.9
Quarter 4	*****	*****	*****	*****	1.46	22,969.2
<i>45-64 years, 2007</i>						
Quarter 1	179	179	179	2,771,212	0.65	656,001.1
Quarter 2	230	230	230	2,801,661	0.82	670,600.1
Quarter 3	176	176	176	2,811,889	0.63	679,553.2
Quarter 4	143	143	143	2,925,546	0.49	710,308.6
<i>45-64 years, 2008</i>						
Quarter 1	223	223	223	3,488,600	0.64	821,286.2
Quarter 2	315	315	315	3,551,904	0.89	830,487.6
Quarter 3	262	262	262	3,548,661	0.74	843,913.3
Quarter 4	221	221	221	8,410,253	0.26	863,807.2

**Table 4. Summary of Loop Diuretic Users in the Sentinel Distributed Database (SDD) between January 1, 2000 and March 31, 2021, Cross-Stratified by Year-Quarter and Age (Years)**

	<b>New Users</b>	<b>New Episodes</b>	<b>Adjusted Dispensings</b>	<b>Eligible Members<sup>1</sup></b>	<b>New Users per 10,000 Eligible Members<sup>1</sup></b>	<b>Eligible Member-Years<sup>1</sup></b>
<i>45-64 years, 2009</i>						
Quarter 1	484	484	484	7,924,795	0.61	1,856,709.1
Quarter 2	583	583	583	7,897,458	0.74	1,880,248.1
Quarter 3	576	576	576	7,946,032	0.72	1,909,014.4
Quarter 4	455	455	455	7,910,851	0.58	1,916,399.1
<i>45-64 years, 2010</i>						
Quarter 1	509	509	509	7,738,253	0.66	1,821,050.8
Quarter 2	636	636	636	7,693,734	0.83	1,836,752.4
Quarter 3	544	544	544	7,661,692	0.71	1,846,785.8
Quarter 4	488	488	488	7,587,086	0.64	1,841,358.4
<i>45-64 years, 2011</i>						
Quarter 1	1,159	1,159	1,159	9,654,251	1.20	2,281,990.4
Quarter 2	1,311	1,311	1,311	9,681,908	1.35	2,314,949.6
Quarter 3	1,219	1,219	1,219	9,728,765	1.25	2,347,315.1
Quarter 4	1,023	1,023	1,023	9,719,144	1.05	2,357,170.3
<i>45-64 years, 2012</i>						
Quarter 1	1,179	1,179	1,179	9,652,453	1.22	2,274,454.1
Quarter 2	1,346	1,346	1,346	9,732,332	1.38	2,278,677.8
Quarter 3	1,172	1,172	1,172	9,712,515	1.21	2,308,923.8
Quarter 4	1,005	1,005	1,005	10,175,692	0.99	2,320,401.3
<i>45-64 years, 2013</i>						
Quarter 1	1,128	1,128	1,128	9,589,717	1.18	2,270,416.7
Quarter 2	1,352	1,352	1,352	9,593,836	1.41	2,296,672.4
Quarter 3	1,221	1,221	1,221	9,650,607	1.27	2,334,623.6
Quarter 4	1,124	1,124	1,124	9,633,075	1.17	2,336,993.6
<i>45-64 years, 2014</i>						
Quarter 1	1,073	1,073	1,073	10,445,152	1.03	2,474,577.0
Quarter 2	1,072	1,072	1,072	10,366,870	1.03	2,481,009.7
Quarter 3	1,124	1,124	1,124	10,415,127	1.08	2,516,125.5
Quarter 4	1,003	1,003	1,003	10,380,993	0.97	2,508,543.8
<i>45-64 years, 2015</i>						
Quarter 1	1,140	1,140	1,140	10,785,122	1.06	2,553,210.4
Quarter 2	1,400	1,400	1,400	10,880,796	1.29	2,605,028.1
Quarter 3	1,265	1,265	1,265	10,904,522	1.16	2,640,353.3
Quarter 4	1,114	1,114	1,114	10,937,879	1.02	2,648,462.0
<i>45-64 years, 2016</i>						
Quarter 1	1,252	1,252	1,252	11,269,672	1.11	2,662,767.6
Quarter 2	1,416	1,416	1,416	11,330,486	1.25	2,672,219.9
Quarter 3	1,286	1,286	1,286	11,337,711	1.13	2,705,656.9
Quarter 4	1,175	1,175	1,175	12,604,162	0.93	2,720,123.6

**Table 4. Summary of Loop Diuretic Users in the Sentinel Distributed Database (SDD) between January 1, 2000 and March 31, 2021, Cross-Stratified by Year-Quarter and Age (Years)**

	New Users	New Episodes	Adjusted Dispensings	Eligible Members <sup>1</sup>	New Users per 10,000 Eligible Members <sup>1</sup>	Eligible Member-Years <sup>1</sup>
<i>45-64 years, 2017</i>						
Quarter 1	1,310	1,310	1,310	11,198,539	1.17	2,655,054.8
Quarter 2	1,464	1,464	1,464	11,179,201	1.31	2,680,432.9
Quarter 3	1,354	1,354	1,354	11,161,461	1.21	2,705,905.7
Quarter 4	1,245	1,245	1,245	11,218,914	1.11	2,715,004.7
<i>45-64 years, 2018</i>						
Quarter 1	1,173	1,173	1,173	11,013,381	1.07	2,617,019.9
Quarter 2	1,319	1,319	1,319	10,957,201	1.20	2,627,072.4
Quarter 3	1,300	1,300	1,300	10,890,083	1.19	2,637,235.5
Quarter 4	1,196	1,196	1,196	10,854,558	1.10	2,631,291.4
<i>45-64 years, 2019</i>						
Quarter 1	1,328	1,328	1,328	10,625,071	1.25	2,524,997.8
Quarter 2	1,462	1,462	1,462	10,580,640	1.38	2,534,321.3
Quarter 3	1,404	1,404	1,404	10,541,021	1.33	2,549,135.5
Quarter 4	1,229	1,229	1,229	10,472,806	1.17	2,542,213.2
<i>45-64 years, 2020</i>						
Quarter 1	1,221	1,221	1,221	10,303,786	1.19	2,444,376.0
Quarter 2	1,271	1,271	1,271	10,270,757	1.24	2,426,868.9
Quarter 3	1,212	1,212	1,212	10,232,294	1.18	2,437,681.3
Quarter 4	1,112	1,112	1,112	10,986,860	1.01	2,426,501.7
<i>45-64 years, 2021</i>						
Quarter 1	980	980	980	6,001,533	1.63	1,380,113.0
<i>65-74 years, 2000</i>						
Quarter 1	0	0	0	0	NaN	0.0
Quarter 2	0	0	0	0	NaN	0.0
Quarter 3	0	0	0	0	NaN	0.0
Quarter 4	0	0	0	48,535	0.00	132.9
<i>65-74 years, 2001</i>						
Quarter 1	19	19	19	51,926	3.66	12,031.0
Quarter 2	32	32	32	52,407	6.11	12,294.5
Quarter 3	19	19	19	52,827	3.60	12,566.0
Quarter 4	17	17	17	53,078	3.20	12,708.4
<i>65-74 years, 2002</i>						
Quarter 1	30	30	30	53,273	5.63	12,392.1
Quarter 2	29	29	29	54,058	5.36	12,659.6
Quarter 3	27	27	27	54,951	4.91	13,015.7
Quarter 4	20	20	20	54,613	3.66	12,919.3

**Table 4. Summary of Loop Diuretic Users in the Sentinel Distributed Database (SDD) between January 1, 2000 and March 31, 2021, Cross-Stratified by Year-Quarter and Age (Years)**

	New Users	New Episodes	Adjusted Dispensings	Eligible Members <sup>1</sup>	New Users per 10,000 Eligible Members <sup>1</sup>	Eligible Member-Years <sup>1</sup>
<i>65-74 years, 2003</i>						
Quarter 1	19	19	19	54,186	3.51	12,565.4
Quarter 2	25	25	25	53,046	4.71	12,200.4
Quarter 3	17	17	17	52,413	3.24	12,393.9
Quarter 4	26	26	26	52,172	4.98	12,384.0
<i>65-74 years, 2004</i>						
Quarter 1	28	28	28	52,432	5.34	12,203.1
Quarter 2	39	39	39	52,432	7.44	12,142.5
Quarter 3	34	34	34	52,143	6.52	12,129.0
Quarter 4	17	17	17	51,195	3.32	11,998.0
<i>65-74 years, 2005</i>						
Quarter 1	19	19	19	50,673	3.75	11,568.2
Quarter 2	24	24	24	49,793	4.82	11,560.5
Quarter 3	13	13	13	50,160	2.59	10,669.0
Quarter 4	17	17	17	41,162	4.13	9,615.5
<i>65-74 years, 2006</i>						
Quarter 1	0	0	0	0	NaN	0.0
Quarter 2	0	0	0	0	NaN	0.0
Quarter 3	0	0	0	0	NaN	0.0
Quarter 4	0	0	0	0	NaN	0.0
<i>65-74 years, 2007</i>						
Quarter 1	55	55	55	370,250	1.49	84,692.1
Quarter 2	73	73	73	407,490	1.79	93,421.9
Quarter 3	49	49	49	414,020	1.18	99,106.3
Quarter 4	64	64	64	426,607	1.50	102,331.2
<i>65-74 years, 2008</i>						
Quarter 1	176	176	176	888,145	1.98	203,875.0
Quarter 2	196	196	196	894,531	2.19	210,402.7
Quarter 3	164	164	164	901,002	1.82	215,592.6
Quarter 4	157	157	157	1,494,456	1.05	219,447.3
<i>65-74 years, 2009</i>						
Quarter 1	258	258	258	1,383,610	1.86	322,062.4
Quarter 2	327	327	327	1,396,138	2.34	331,574.6
Quarter 3	269	269	269	1,411,645	1.91	339,314.3
Quarter 4	245	245	245	1,414,498	1.73	341,641.7
<i>65-74 years, 2010</i>						
Quarter 1	241	241	241	1,381,750	1.74	323,070.9
Quarter 2	305	305	305	1,375,367	2.22	328,325.4
Quarter 3	285	285	285	1,378,510	2.07	332,005.6
Quarter 4	251	251	251	1,372,511	1.83	332,404.8

**Table 4. Summary of Loop Diuretic Users in the Sentinel Distributed Database (SDD) between January 1, 2000 and March 31, 2021, Cross-Stratified by Year-Quarter and Age (Years)**

	New Users	New Episodes	Adjusted Dispensings	Eligible Members <sup>1</sup>	New Users per 10,000 Eligible Members <sup>1</sup>	Eligible Member-Years <sup>1</sup>
<i>65-74 years, 2011</i>						
Quarter 1	1,731	1,731	1,731	6,359,003	2.72	1,508,704.3
Quarter 2	1,917	1,917	1,917	6,405,618	2.99	1,536,578.3
Quarter 3	1,734	1,734	1,734	6,474,340	2.68	1,566,958.7
Quarter 4	1,606	1,606	1,606	6,494,652	2.47	1,577,969.9
<i>65-74 years, 2012</i>						
Quarter 1	1,849	1,849	1,849	6,849,492	2.70	1,625,376.9
Quarter 2	1,971	1,971	1,971	6,917,835	2.85	1,633,670.2
Quarter 3	1,717	1,717	1,717	6,993,455	2.46	1,669,154.5
Quarter 4	1,584	1,584	1,584	7,680,369	2.06	1,690,108.2
<i>65-74 years, 2013</i>						
Quarter 1	1,989	1,989	1,989	7,318,143	2.72	1,732,449.3
Quarter 2	2,242	2,242	2,242	7,369,338	3.04	1,765,195.7
Quarter 3	2,019	2,019	2,019	7,468,482	2.70	1,806,305.5
Quarter 4	1,784	1,784	1,784	7,494,255	2.38	1,821,415.3
<i>65-74 years, 2014</i>						
Quarter 1	1,912	1,912	1,912	8,591,607	2.23	2,039,816.3
Quarter 2	1,827	1,827	1,827	8,661,454	2.11	2,076,223.1
Quarter 3	1,804	1,804	1,804	8,744,394	2.06	2,117,193.7
Quarter 4	1,698	1,698	1,698	8,764,548	1.94	2,131,441.8
<i>65-74 years, 2015</i>						
Quarter 1	1,995	1,995	1,995	9,170,543	2.18	2,177,782.3
Quarter 2	2,331	2,331	2,331	9,232,935	2.52	2,214,758.9
Quarter 3	2,116	2,116	2,116	9,360,793	2.26	2,265,279.8
Quarter 4	2,019	2,019	2,019	9,409,751	2.15	2,288,413.2
<i>65-74 years, 2016</i>						
Quarter 1	2,118	2,118	2,118	9,929,936	2.13	2,358,835.8
Quarter 2	2,587	2,587	2,587	10,046,952	2.57	2,374,629.5
Quarter 3	2,169	2,169	2,169	10,144,755	2.14	2,428,053.4
Quarter 4	2,214	2,214	2,214	10,822,674	2.05	2,453,420.7
<i>65-74 years, 2017</i>						
Quarter 1	2,356	2,356	2,356	10,263,715	2.30	2,437,387.6
Quarter 2	2,706	2,706	2,706	10,311,092	2.62	2,475,171.8
Quarter 3	2,495	2,495	2,495	10,432,782	2.39	2,527,324.1
Quarter 4	2,171	2,171	2,171	10,464,126	2.07	2,541,213.8
<i>65-74 years, 2018</i>						
Quarter 1	2,184	2,184	2,184	10,658,866	2.05	2,530,841.5
Quarter 2	2,426	2,426	2,426	10,676,881	2.27	2,562,768.7
Quarter 3	2,370	2,370	2,370	10,788,373	2.20	2,613,518.7
Quarter 4	2,216	2,216	2,216	10,820,253	2.05	2,631,865.1

**Table 4. Summary of Loop Diuretic Users in the Sentinel Distributed Database (SDD) between January 1, 2000 and March 31, 2021, Cross-Stratified by Year-Quarter and Age (Years)**

	New Users	New Episodes	Adjusted Dispensings	Eligible Members <sup>1</sup>	New Users per 10,000 Eligible Members <sup>1</sup>	Eligible Member-Years <sup>1</sup>
<i>65-74 years, 2019</i>						
Quarter 1	2,416	2,416	2,416	10,907,483	2.21	2,593,169.8
Quarter 2	2,770	2,770	2,770	10,952,516	2.53	2,630,821.0
Quarter 3	2,711	2,711	2,711	11,101,572	2.44	2,690,023.6
Quarter 4	2,425	2,425	2,425	11,137,642	2.18	2,713,632.0
<i>65-74 years, 2020</i>						
Quarter 1	2,557	2,557	2,557	11,521,023	2.22	2,736,477.5
Quarter 2	2,587	2,587	2,587	11,619,645	2.23	2,758,566.4
Quarter 3	2,471	2,471	2,471	11,760,917	2.10	2,817,682.1
Quarter 4	2,350	2,350	2,350	12,649,683	1.86	2,844,019.5
<i>65-74 years, 2021</i>						
Quarter 1	2,351	2,351	2,351	10,775,220	2.18	2,455,176.5
<i>75-84 years, 2000</i>						
Quarter 1	0	0	0	0	NaN	0.0
Quarter 2	0	0	0	0	NaN	0.0
Quarter 3	0	0	0	0	NaN	0.0
Quarter 4	0	0	0	22,569	0.00	61.8
<i>75-84 years, 2001</i>						
Quarter 1	*****	*****	*****	*****	5.37	5,534.2
Quarter 2	*****	*****	*****	*****	5.40	5,590.7
Quarter 3	*****	*****	*****	*****	4.15	5,664.7
Quarter 4	*****	*****	*****	*****	4.98	5,697.8
<i>75-84 years, 2002</i>						
Quarter 1	*****	*****	*****	*****	6.59	5,546.4
Quarter 2	*****	*****	*****	*****	7.78	5,632.2
Quarter 3	*****	*****	*****	*****	4.87	5,755.0
Quarter 4	*****	*****	*****	*****	5.29	5,794.4
<i>75-84 years, 2003</i>						
Quarter 1	*****	*****	*****	*****	9.32	5,652.5
Quarter 2	*****	*****	*****	*****	6.93	5,642.1
Quarter 3	*****	*****	*****	*****	5.74	5,704.0
Quarter 4	*****	*****	*****	*****	4.12	5,728.7
<i>75-84 years, 2004</i>						
Quarter 1	22	22	22	24,453	9.00	5,598.3
Quarter 2	*****	*****	*****	*****	6.65	5,514.3
Quarter 3	*****	*****	*****	*****	4.57	5,568.2
Quarter 4	*****	*****	*****	*****	3.75	5,584.5

**Table 4. Summary of Loop Diuretic Users in the Sentinel Distributed Database (SDD) between January 1, 2000 and March 31, 2021, Cross-Stratified by Year-Quarter and Age (Years)**

	New Users	New Episodes	Adjusted Dispensings	Eligible Members <sup>1</sup>	New Users per 10,000 Eligible Members <sup>1</sup>	Eligible Member-Years <sup>1</sup>
<i>75-84 years, 2005</i>						
Quarter 1	*****	*****	*****	*****	7.46	5,477.5
Quarter 2	*****	*****	*****	*****	7.05	5,560.5
Quarter 3	*****	*****	*****	*****	5.71	5,504.3
Quarter 4	*****	*****	*****	*****	6.52	5,414.0
<i>75-84 years, 2006</i>						
Quarter 1	0	0	0	0	NaN	0.0
Quarter 2	0	0	0	0	NaN	0.0
Quarter 3	0	0	0	0	NaN	0.0
Quarter 4	0	0	0	0	NaN	0.0
<i>75-84 years, 2007</i>						
Quarter 1	65	65	65	186,130	3.49	42,584.3
Quarter 2	61	61	61	208,561	2.92	47,602.9
Quarter 3	46	46	46	210,627	2.18	50,797.3
Quarter 4	48	48	48	214,802	2.23	51,861.6
<i>75-84 years, 2008</i>						
Quarter 1	146	146	146	476,811	3.06	110,541.1
Quarter 2	161	161	161	474,360	3.39	112,893.2
Quarter 3	152	152	152	475,956	3.19	114,755.6
Quarter 4	142	142	142	754,971	1.88	116,086.5
<i>75-84 years, 2009</i>						
Quarter 1	244	244	244	709,241	3.44	166,157.0
Quarter 2	239	239	239	716,112	3.34	170,402.9
Quarter 3	241	241	241	720,581	3.34	173,867.9
Quarter 4	218	218	218	722,710	3.02	174,739.3
<i>75-84 years, 2010</i>						
Quarter 1	216	216	216	709,872	3.04	166,419.9
Quarter 2	295	295	295	707,703	4.17	168,923.0
Quarter 3	256	256	256	710,655	3.60	171,519.2
Quarter 4	230	230	230	711,877	3.23	172,236.4
<i>75-84 years, 2011</i>						
Quarter 1	2,005	2,005	2,005	4,137,657	4.85	974,979.1
Quarter 2	2,061	2,061	2,061	4,151,641	4.96	988,874.4
Quarter 3	1,793	1,793	1,793	4,166,597	4.30	1,003,159.5
Quarter 4	1,684	1,684	1,684	4,166,385	4.04	1,006,514.1
<i>75-84 years, 2012</i>						
Quarter 1	1,969	1,969	1,969	4,323,465	4.55	1,028,222.9
Quarter 2	1,956	1,956	1,956	4,330,822	4.52	1,028,716.2
Quarter 3	1,753	1,753	1,753	4,347,876	4.03	1,044,183.8
Quarter 4	1,685	1,685	1,685	4,667,862	3.61	1,049,636.3



**Table 4. Summary of Loop Diuretic Users in the Sentinel Distributed Database (SDD) between January 1, 2000 and March 31, 2021, Cross-Stratified by Year-Quarter and Age (Years)**

	<b>New Users</b>	<b>New Episodes</b>	<b>Adjusted Dispensings</b>	<b>Eligible Members<sup>1</sup></b>	<b>New Users per 10,000 Eligible Members<sup>1</sup></b>	<b>Eligible Member-Years<sup>1</sup></b>
<i>75-84 years, 2013</i>						
Quarter 1	2,038	2,038	2,038	4,518,574	4.51	1,063,943.6
Quarter 2	2,197	2,197	2,197	4,522,147	4.86	1,076,820.1
Quarter 3	1,882	1,882	1,882	4,548,478	4.14	1,094,883.0
Quarter 4	1,769	1,769	1,769	4,557,596	3.88	1,100,674.1
<i>75-84 years, 2014</i>						
Quarter 1	1,952	1,952	1,952	5,175,595	3.77	1,221,837.1
Quarter 2	1,632	1,632	1,632	5,203,130	3.14	1,239,349.4
Quarter 3	1,815	1,815	1,815	5,212,514	3.48	1,255,296.7
Quarter 4	1,743	1,743	1,743	5,216,984	3.34	1,260,725.7
<i>75-84 years, 2015</i>						
Quarter 1	1,891	1,891	1,891	5,365,626	3.52	1,265,503.2
Quarter 2	2,253	2,253	2,253	5,374,645	4.19	1,280,696.1
Quarter 3	1,917	1,917	1,917	5,413,970	3.54	1,302,740.7
Quarter 4	1,887	1,887	1,887	5,435,958	3.47	1,313,333.6
<i>75-84 years, 2016</i>						
Quarter 1	2,199	2,199	2,199	5,584,680	3.94	1,329,987.7
Quarter 2	2,301	2,301	2,301	5,632,179	4.09	1,337,549.1
Quarter 3	1,983	1,983	1,983	5,687,183	3.49	1,367,642.5
Quarter 4	2,120	2,120	2,120	5,966,320	3.55	1,381,947.2
<i>75-84 years, 2017</i>						
Quarter 1	2,191	2,191	2,191	5,760,884	3.80	1,359,059.2
Quarter 2	2,524	2,524	2,524	5,791,027	4.36	1,382,018.0
Quarter 3	2,247	2,247	2,247	5,863,790	3.83	1,412,015.3
Quarter 4	2,118	2,118	2,118	5,948,125	3.56	1,433,191.4
<i>75-84 years, 2018</i>						
Quarter 1	2,114	2,114	2,114	6,039,740	3.50	1,424,776.2
Quarter 2	2,361	2,361	2,361	6,085,261	3.88	1,452,437.4
Quarter 3	2,303	2,303	2,303	6,154,287	3.74	1,484,553.8
Quarter 4	2,208	2,208	2,208	6,208,196	3.56	1,502,083.0
<i>75-84 years, 2019</i>						
Quarter 1	2,370	2,370	2,370	6,218,880	3.81	1,470,926.3
Quarter 2	2,763	2,763	2,763	6,248,879	4.42	1,493,310.0
Quarter 3	2,493	2,493	2,493	6,314,129	3.95	1,524,192.3
Quarter 4	2,401	2,401	2,401	6,352,497	3.78	1,538,177.2
<i>75-84 years, 2020</i>						
Quarter 1	2,614	2,614	2,614	6,462,980	4.04	1,540,955.8
Quarter 2	2,343	2,343	2,343	6,491,332	3.61	1,551,307.1
Quarter 3	2,375	2,375	2,375	6,551,474	3.63	1,578,722.3
Quarter 4	2,281	2,281	2,281	6,920,588	3.30	1,591,670.8

**Table 4. Summary of Loop Diuretic Users in the Sentinel Distributed Database (SDD) between January 1, 2000 and March 31, 2021, Cross-Stratified by Year-Quarter and Age (Years)**

	New Users	New Episodes	Adjusted Dispensings	Eligible Members <sup>1</sup>	New Users per 10,000 Eligible Members <sup>1</sup>	Eligible Member-Years <sup>1</sup>
<i>75-84 years, 2021</i>						
Quarter 1	2,264	2,264	2,264	6,125,959	3.70	1,382,711.2
<i>≥ 85 years, 2000</i>						
Quarter 1	0	0	0	0	NaN	0.0
Quarter 2	0	0	0	0	NaN	0.0
Quarter 3	0	0	0	0	NaN	0.0
Quarter 4	*****	*****	*****	*****	0.89	30.7
<i>≥ 85 years, 2001</i>						
Quarter 1	*****	*****	*****	*****	2.47	2,739.4
Quarter 2	*****	*****	*****	*****	6.70	2,750.1
Quarter 3	*****	*****	*****	*****	5.88	2,766.0
Quarter 4	*****	*****	*****	*****	3.39	2,754.0
<i>≥ 85 years, 2002</i>						
Quarter 1	*****	*****	*****	*****	4.25	2,653.3
Quarter 2	*****	*****	*****	*****	7.76	2,648.9
Quarter 3	*****	*****	*****	*****	5.17	2,684.2
Quarter 4	*****	*****	*****	*****	4.36	2,667.3
<i>≥ 85 years, 2003</i>						
Quarter 1	*****	*****	*****	*****	5.27	2,563.5
Quarter 2	*****	*****	*****	*****	4.44	2,563.7
Quarter 3	*****	*****	*****	*****	0.89	2,610.0
Quarter 4	*****	*****	*****	*****	8.98	2,587.2
<i>≥ 85 years, 2004</i>						
Quarter 1	12	12	12	11,088	10.82	2,473.5
Quarter 2	*****	*****	*****	*****	5.67	2,399.5
Quarter 3	*****	*****	*****	*****	4.74	2,416.0
Quarter 4	*****	*****	*****	*****	3.82	2,393.7
<i>≥ 85 years, 2005</i>						
Quarter 1	*****	*****	*****	*****	7.73	2,312.5
Quarter 2	*****	*****	*****	*****	4.90	2,328.7
Quarter 3	*****	*****	*****	*****	0.96	2,384.4
Quarter 4	*****	*****	*****	*****	6.70	2,434.0
<i>≥ 85 years, 2006</i>						
Quarter 1	0	0	0	0	NaN	0.0
Quarter 2	0	0	0	0	NaN	0.0
Quarter 3	0	0	0	0	NaN	0.0
Quarter 4	0	0	0	0	NaN	0.0

**Table 4. Summary of Loop Diuretic Users in the Sentinel Distributed Database (SDD) between January 1, 2000 and March 31, 2021, Cross-Stratified by Year-Quarter and Age (Years)**

	New Users	New Episodes	Adjusted Dispensings	Eligible Members <sup>1</sup>	New Users per 10,000 Eligible Members <sup>1</sup>	Eligible Member-Years <sup>1</sup>
<i>≥ 85 years, 2007</i>						
Quarter 1	27	27	27	57,314	4.71	12,931.5
Quarter 2	46	46	46	64,066	7.18	14,399.5
Quarter 3	26	26	26	64,636	4.02	15,381.6
Quarter 4	32	32	32	66,155	4.84	15,786.0
<i>≥ 85 years, 2008</i>						
Quarter 1	74	74	74	141,507	5.23	31,989.5
Quarter 2	63	63	63	141,074	4.47	33,166.2
Quarter 3	86	86	86	142,342	6.04	33,905.4
Quarter 4	86	86	86	232,622	3.70	34,597.8
<i>≥ 85 years, 2009</i>						
Quarter 1	104	104	104	223,398	4.66	51,755.3
Quarter 2	121	121	121	226,981	5.33	53,391.7
Quarter 3	117	117	117	230,390	5.08	55,023.7
Quarter 4	114	114	114	233,261	4.89	55,867.5
<i>≥ 85 years, 2010</i>						
Quarter 1	123	123	123	230,424	5.34	53,511.7
Quarter 2	150	150	150	231,604	6.48	54,658.8
Quarter 3	130	130	130	234,338	5.55	55,998.9
Quarter 4	115	115	115	236,489	4.86	56,607.1
<i>≥ 85 years, 2011</i>						
Quarter 1	1,251	1,251	1,251	1,715,381	7.29	399,859.3
Quarter 2	1,237	1,237	1,237	1,715,856	7.21	404,347.3
Quarter 3	1,058	1,058	1,058	1,725,462	6.13	411,579.6
Quarter 4	1,033	1,033	1,033	1,733,454	5.96	414,918.3
<i>≥ 85 years, 2012</i>						
Quarter 1	1,255	1,255	1,255	1,803,757	6.96	423,948.4
Quarter 2	1,207	1,207	1,207	1,805,555	6.68	424,661.1
Quarter 3	1,102	1,102	1,102	1,815,021	6.07	432,280.6
Quarter 4	1,035	1,035	1,035	1,934,293	5.35	435,580.4
<i>≥ 85 years, 2013</i>						
Quarter 1	1,372	1,372	1,372	1,891,215	7.25	440,029.4
Quarter 2	1,479	1,479	1,479	1,882,399	7.86	443,826.3
Quarter 3	1,214	1,214	1,214	1,890,012	6.42	451,508.8
Quarter 4	1,151	1,151	1,151	1,896,863	6.07	454,246.9
<i>≥ 85 years, 2014</i>						
Quarter 1	1,287	1,287	1,287	2,144,269	6.00	501,399.3
Quarter 2	956	956	956	2,149,867	4.45	507,441.1
Quarter 3	1,013	1,013	1,013	2,148,050	4.72	513,705.9
Quarter 4	997	997	997	2,150,688	4.64	514,999.3

**Table 4. Summary of Loop Diuretic Users in the Sentinel Distributed Database (SDD) between January 1, 2000 and March 31, 2021, Cross-Stratified by Year-Quarter and Age (Years)**

	New Users	New Episodes	Adjusted Dispensings	Eligible Members <sup>1</sup>	New Users per 10,000 Eligible Members <sup>1</sup>	Eligible Member-Years <sup>1</sup>
<i>≥ 85 years, 2015</i>						
Quarter 1	1,240	1,240	1,240	2,190,178	5.66	510,774.5
Quarter 2	1,314	1,314	1,314	2,176,461	6.04	513,551.8
Quarter 3	1,221	1,221	1,221	2,182,214	5.60	521,114.2
Quarter 4	1,179	1,179	1,179	2,187,526	5.39	524,404.5
<i>≥ 85 years, 2016</i>						
Quarter 1	1,370	1,370	1,370	2,230,677	6.14	526,270.2
Quarter 2	1,405	1,405	1,405	2,230,176	6.30	525,419.1
Quarter 3	1,278	1,278	1,278	2,235,519	5.72	534,132.9
Quarter 4	1,244	1,244	1,244	2,316,438	5.37	536,949.3
<i>≥ 85 years, 2017</i>						
Quarter 1	1,405	1,405	1,405	2,224,188	6.32	519,706.7
Quarter 2	1,473	1,473	1,473	2,209,956	6.67	522,896.4
Quarter 3	1,358	1,358	1,358	2,213,865	6.13	530,142.0
Quarter 4	1,266	1,266	1,266	2,222,672	5.70	532,750.8
<i>≥ 85 years, 2018</i>						
Quarter 1	1,396	1,396	1,396	2,228,769	6.26	520,814.4
Quarter 2	1,434	1,434	1,434	2,210,605	6.49	523,114.8
Quarter 3	1,308	1,308	1,308	2,208,500	5.92	529,327.5
Quarter 4	1,237	1,237	1,237	2,210,317	5.60	530,197.6
<i>≥ 85 years, 2019</i>						
Quarter 1	1,432	1,432	1,432	2,196,524	6.52	514,012.7
Quarter 2	1,576	1,576	1,576	2,187,192	7.21	516,885.6
Quarter 3	1,433	1,433	1,433	2,194,180	6.53	524,508.8
Quarter 4	1,419	1,419	1,419	2,201,319	6.45	527,575.8
<i>≥ 85 years, 2020</i>						
Quarter 1	1,567	1,567	1,567	2,227,126	7.04	524,753.5
Quarter 2	1,331	1,331	1,331	2,221,383	5.99	524,210.7
Quarter 3	1,312	1,312	1,312	2,227,164	5.89	530,992.6
Quarter 4	1,207	1,207	1,207	2,317,242	5.21	532,830.6
<i>≥ 85 years, 2021</i>						
Quarter 1	1,305	1,305	1,305	2,066,655	6.31	463,627.2
<b><i>Furosemide</i></b>						
<i>18-44 years, 2000</i>						
Quarter 1	0	0	0	0	NaN	0.0
Quarter 2	0	0	0	0	NaN	0.0
Quarter 3	0	0	0	0	NaN	0.0
Quarter 4	*****	*****	*****	*****	0.08	1,046.5

**Table 4. Summary of Loop Diuretic Users in the Sentinel Distributed Database (SDD) between January 1, 2000 and March 31, 2021, Cross-Stratified by Year-Quarter and Age (Years)**

	<b>New Users</b>	<b>New Episodes</b>	<b>Adjusted Dispensings</b>	<b>Eligible Members<sup>1</sup></b>	<b>New Users per 10,000 Eligible Members<sup>1</sup></b>	<b>Eligible Member-Years<sup>1</sup></b>
<i>18-44 years, 2001</i>						
Quarter 1	1,073	1,073	1,073	400,663	26.78	94,952.5
Quarter 2	1,433	1,433	1,433	405,694	35.32	97,534.8
Quarter 3	1,279	1,279	1,279	414,537	30.85	100,540.9
Quarter 4	1,036	1,036	1,036	421,475	24.58	102,312.5
<i>18-44 years, 2002</i>						
Quarter 1	1,115	1,115	1,115	397,464	28.05	94,482.3
Quarter 2	1,520	1,520	1,520	405,851	37.45	94,362.5
Quarter 3	1,374	1,374	1,374	394,046	34.87	95,334.1
Quarter 4	1,003	1,003	1,003	388,839	25.79	87,409.0
<i>18-44 years, 2003</i>						
Quarter 1	972	972	972	338,530	28.71	79,807.3
Quarter 2	1,263	1,263	1,263	332,631	37.97	78,306.9
Quarter 3	1,209	1,209	1,209	329,406	36.70	78,819.1
Quarter 4	882	882	882	326,080	27.05	78,306.4
<i>18-44 years, 2004</i>						
Quarter 1	933	933	933	331,195	28.17	77,580.0
Quarter 2	1,148	1,148	1,148	336,272	34.14	78,131.7
Quarter 3	1,138	1,138	1,138	337,945	33.67	78,666.0
Quarter 4	907	907	907	337,033	26.91	78,735.7
<i>18-44 years, 2005</i>						
Quarter 1	851	851	851	331,209	25.69	76,392.5
Quarter 2	1,167	1,167	1,167	330,932	35.26	78,078.2
Quarter 3	807	807	807	341,234	23.65	76,345.6
Quarter 4	566	566	566	311,612	18.16	73,499.1
<i>18-44 years, 2006</i>						
Quarter 1	470	470	470	285,797	16.45	65,612.5
Quarter 2	650	650	650	285,648	22.76	66,516.0
Quarter 3	619	619	619	283,983	21.80	67,316.9
Quarter 4	430	430	430	287,560	14.95	67,419.4
<i>18-44 years, 2007</i>						
Quarter 1	1,963	1,963	1,963	3,547,103	5.53	823,730.1
Quarter 2	2,648	2,648	2,648	3,566,322	7.43	837,573.9
Quarter 3	2,509	2,509	2,509	3,605,317	6.96	847,282.5
Quarter 4	1,796	1,796	1,796	3,676,475	4.89	876,032.5
<i>18-44 years, 2008</i>						
Quarter 1	2,250	2,250	2,250	4,245,020	5.30	976,158.2
Quarter 2	3,007	3,007	3,007	4,301,608	6.99	979,666.2
Quarter 3	2,781	2,781	2,781	4,318,091	6.44	989,618.0
Quarter 4	2,042	2,042	2,042	10,736,006	1.90	1,010,574.3

**Table 4. Summary of Loop Diuretic Users in the Sentinel Distributed Database (SDD) between January 1, 2000 and March 31, 2021, Cross-Stratified by Year-Quarter and Age (Years)**

	<b>New Users</b>	<b>New Episodes</b>	<b>Adjusted Dispensings</b>	<b>Eligible Members<sup>1</sup></b>	<b>New Users per 10,000 Eligible Members<sup>1</sup></b>	<b>Eligible Member-Years<sup>1</sup></b>
<i>18-44 years, 2009</i>						
Quarter 1	4,661	4,661	4,661	10,043,098	4.64	2,311,953.5
Quarter 2	6,375	6,375	6,375	9,983,321	6.39	2,338,433.4
Quarter 3	5,689	5,689	5,689	10,155,167	5.60	2,373,784.9
Quarter 4	4,122	4,122	4,122	9,929,933	4.15	2,371,956.7
<i>18-44 years, 2010</i>						
Quarter 1	4,308	4,308	4,308	9,676,581	4.45	2,248,556.4
Quarter 2	6,076	6,076	6,076	9,559,987	6.36	2,251,480.8
Quarter 3	5,378	5,378	5,378	9,584,772	5.61	2,251,945.2
Quarter 4	3,549	3,549	3,549	9,304,905	3.81	2,229,433.1
<i>18-44 years, 2011</i>						
Quarter 1	8,248	8,248	8,248	10,053,606	8.20	2,347,023.8
Quarter 2	10,849	10,849	10,849	10,051,823	10.79	2,372,034.0
Quarter 3	9,917	9,917	9,917	10,191,380	9.73	2,401,080.3
Quarter 4	7,379	7,379	7,379	10,064,479	7.33	2,415,344.4
<i>18-44 years, 2012</i>						
Quarter 1	8,211	8,211	8,211	10,059,885	8.16	2,329,471.3
Quarter 2	9,609	9,609	9,609	10,176,723	9.44	2,333,713.0
Quarter 3	8,787	8,787	8,787	10,364,518	8.48	2,367,273.0
Quarter 4	6,810	6,810	6,810	10,690,849	6.37	2,381,169.5
<i>18-44 years, 2013</i>						
Quarter 1	6,853	6,853	6,853	9,869,750	6.94	2,308,430.4
Quarter 2	9,185	9,185	9,185	9,843,658	9.33	2,328,083.2
Quarter 3	8,459	8,459	8,459	9,999,969	8.46	2,360,926.0
Quarter 4	6,312	6,312	6,312	9,772,240	6.46	2,346,588.2
<i>18-44 years, 2014</i>						
Quarter 1	6,775	6,775	6,775	10,662,658	6.35	2,501,363.2
Quarter 2	9,390	9,390	9,390	10,631,330	8.83	2,514,886.0
Quarter 3	8,602	8,602	8,602	10,817,868	7.95	2,557,348.1
Quarter 4	6,318	6,318	6,318	10,708,735	5.90	2,559,045.3
<i>18-44 years, 2015</i>						
Quarter 1	7,119	7,119	7,119	11,123,729	6.40	2,609,501.7
Quarter 2	9,565	9,565	9,565	11,235,459	8.51	2,660,762.5
Quarter 3	8,556	8,556	8,556	11,374,941	7.52	2,696,730.2
Quarter 4	6,548	6,548	6,548	11,273,775	5.81	2,698,858.8
<i>18-44 years, 2016</i>						
Quarter 1	7,199	7,199	7,199	11,543,160	6.24	2,688,343.6
Quarter 2	8,876	8,876	8,876	11,687,202	7.59	2,702,124.3
Quarter 3	8,360	8,360	8,360	11,871,738	7.04	2,734,720.7
Quarter 4	6,192	6,192	6,192	13,139,871	4.71	2,750,597.7

**Table 4. Summary of Loop Diuretic Users in the Sentinel Distributed Database (SDD) between January 1, 2000 and March 31, 2021, Cross-Stratified by Year-Quarter and Age (Years)**

	New Users	New Episodes	Adjusted Dispensings	Eligible Members <sup>1</sup>	New Users per 10,000 Eligible Members <sup>1</sup>	Eligible Member-Years <sup>1</sup>
<i>18-44 years, 2017</i>						
Quarter 1	6,634	6,634	6,634	11,542,053	5.75	2,706,256.4
Quarter 2	8,282	8,282	8,282	11,555,243	7.17	2,735,377.7
Quarter 3	7,584	7,584	7,584	11,666,452	6.50	2,767,352.8
Quarter 4	5,818	5,818	5,818	11,667,397	4.99	2,793,669.0
<i>18-44 years, 2018</i>						
Quarter 1	6,185	6,185	6,185	11,523,875	5.37	2,709,813.0
Quarter 2	8,047	8,047	8,047	11,491,417	7.00	2,723,414.9
Quarter 3	7,271	7,271	7,271	11,555,593	6.29	2,737,139.2
Quarter 4	5,523	5,523	5,523	11,426,693	4.83	2,740,005.4
<i>18-44 years, 2019</i>						
Quarter 1	5,565	5,565	5,565	11,197,944	4.97	2,636,992.7
Quarter 2	7,299	7,299	7,299	11,229,177	6.50	2,661,338.8
Quarter 3	7,045	7,045	7,045	11,371,584	6.20	2,690,352.8
Quarter 4	5,148	5,148	5,148	11,215,275	4.59	2,694,210.7
<i>18-44 years, 2020</i>						
Quarter 1	4,909	4,909	4,909	10,825,913	4.53	2,534,532.9
Quarter 2	5,823	5,823	5,823	10,877,765	5.35	2,528,610.5
Quarter 3	6,126	6,126	6,126	11,065,301	5.54	2,553,638.8
Quarter 4	4,787	4,787	4,787	11,886,660	4.03	2,551,573.7
<i>18-44 years, 2021</i>						
Quarter 1	3,553	3,553	3,553	5,300,978	6.70	1,235,119.3
<i>45-64 years, 2000</i>						
Quarter 1	0	0	0	0	NaN	0.0
Quarter 2	0	0	0	0	NaN	0.0
Quarter 3	0	0	0	0	NaN	0.0
Quarter 4	*****	*****	*****	*****	0.34	482.9
<i>45-64 years, 2001</i>						
Quarter 1	2,144	2,144	2,144	185,378	115.66	43,836.1
Quarter 2	2,702	2,702	2,702	187,491	144.11	44,799.3
Quarter 3	2,478	2,478	2,478	190,294	130.22	45,911.3
Quarter 4	2,122	2,122	2,122	192,717	110.11	46,657.5
<i>45-64 years, 2002</i>						
Quarter 1	2,262	2,262	2,262	190,512	118.73	45,096.4
Quarter 2	2,849	2,849	2,849	194,854	146.21	45,862.2
Quarter 3	2,591	2,591	2,591	194,291	133.36	46,842.0
Quarter 4	2,078	2,078	2,078	194,278	106.96	45,397.1

**Table 4. Summary of Loop Diuretic Users in the Sentinel Distributed Database (SDD) between January 1, 2000 and March 31, 2021, Cross-Stratified by Year-Quarter and Age (Years)**

	<b>New Users</b>	<b>New Episodes</b>	<b>Adjusted Dispensings</b>	<b>Eligible Members<sup>1</sup></b>	<b>New Users per 10,000 Eligible Members<sup>1</sup></b>	<b>Eligible Member-Years<sup>1</sup></b>
<i>45-64 years, 2003</i>						
Quarter 1	2,090	2,090	2,090	182,998	114.21	43,208.5
Quarter 2	2,589	2,589	2,589	183,381	141.18	43,384.7
Quarter 3	2,499	2,499	2,499	180,797	138.22	43,816.9
Quarter 4	1,858	1,858	1,858	178,650	104.00	43,428.8
<i>45-64 years, 2004</i>						
Quarter 1	2,256	2,256	2,256	179,020	126.02	42,701.0
Quarter 2	2,427	2,427	2,427	178,396	136.05	42,460.9
Quarter 3	2,256	2,256	2,256	178,017	126.73	42,636.5
Quarter 4	1,754	1,754	1,754	177,180	99.00	42,485.2
<i>45-64 years, 2005</i>						
Quarter 1	1,827	1,827	1,827	177,100	103.16	41,541.6
Quarter 2	2,106	2,106	2,106	176,049	119.63	42,032.4
Quarter 3	1,302	1,302	1,302	177,242	73.46	37,272.3
Quarter 4	924	924	924	132,727	69.62	31,106.0
<i>45-64 years, 2006</i>						
Quarter 1	571	571	571	97,462	58.59	21,502.0
Quarter 2	636	636	636	88,855	71.58	20,849.6
Quarter 3	626	626	626	86,799	72.12	20,851.1
Quarter 4	457	457	457	87,170	52.43	20,933.9
<i>45-64 years, 2007</i>						
Quarter 1	6,148	6,148	6,148	2,761,159	22.27	653,746.4
Quarter 2	7,630	7,630	7,630	2,791,281	27.34	668,191.8
Quarter 3	6,868	6,868	6,868	2,801,327	24.52	677,064.5
Quarter 4	5,730	5,730	5,730	2,914,759	19.66	707,744.3
<i>45-64 years, 2008</i>						
Quarter 1	7,801	7,801	7,801	3,476,595	22.44	818,624.8
Quarter 2	9,898	9,898	9,898	3,537,586	27.98	827,421.2
Quarter 3	8,975	8,975	8,975	3,531,810	25.41	840,242.6
Quarter 4	7,318	7,318	7,318	8,391,397	8.72	859,548.9
<i>45-64 years, 2009</i>						
Quarter 1	15,827	15,827	15,827	7,904,365	20.02	1,852,235.0
Quarter 2	20,009	20,009	20,009	7,874,636	25.41	1,875,269.6
Quarter 3	18,203	18,203	18,203	7,920,608	22.98	1,903,688.6
Quarter 4	14,921	14,921	14,921	7,885,307	18.92	1,910,684.9
<i>45-64 years, 2010</i>						
Quarter 1	14,896	14,896	14,896	7,710,820	19.32	1,815,201.4
Quarter 2	19,555	19,555	19,555	7,660,946	25.53	1,829,823.2
Quarter 3	17,424	17,424	17,424	7,622,743	22.86	1,838,371.3
Quarter 4	13,286	13,286	13,286	7,543,878	17.61	1,831,690.2



**Table 4. Summary of Loop Diuretic Users in the Sentinel Distributed Database (SDD) between January 1, 2000 and March 31, 2021, Cross-Stratified by Year-Quarter and Age (Years)**

	<b>New Users</b>	<b>New Episodes</b>	<b>Adjusted Dispensings</b>	<b>Eligible Members<sup>1</sup></b>	<b>New Users per 10,000 Eligible Members<sup>1</sup></b>	<b>Eligible Member-Years<sup>1</sup></b>
<i>45-64 years, 2011</i>						
Quarter 1	36,782	36,782	36,782	9,612,578	38.26	2,272,881.1
Quarter 2	44,603	44,603	44,603	9,635,334	46.29	2,304,802.1
Quarter 3	41,831	41,831	41,831	9,676,738	43.23	2,335,840.2
Quarter 4	33,193	33,193	33,193	9,663,631	34.35	2,344,584.9
<i>45-64 years, 2012</i>						
Quarter 1	36,343	36,343	36,343	9,594,968	37.88	2,261,995.3
Quarter 2	41,378	41,378	41,378	9,664,184	42.82	2,264,298.3
Quarter 3	38,674	38,674	38,674	9,631,906	40.15	2,291,620.2
Quarter 4	31,675	31,675	31,675	10,084,646	31.41	2,300,298.8
<i>45-64 years, 2013</i>						
Quarter 1	33,253	33,253	33,253	9,492,956	35.03	2,249,323.9
Quarter 2	40,990	40,990	40,990	9,486,251	43.21	2,273,198.8
Quarter 3	37,799	37,799	37,799	9,531,275	39.66	2,308,272.0
Quarter 4	30,538	30,538	30,538	9,505,041	32.13	2,308,059.7
<i>45-64 years, 2014</i>						
Quarter 1	33,761	33,761	33,761	10,316,513	32.73	2,446,058.3
Quarter 2	42,082	42,082	42,082	10,229,722	41.14	2,450,614.9
Quarter 3	38,532	38,532	38,532	10,268,756	37.52	2,483,323.2
Quarter 4	31,515	31,515	31,515	10,228,172	30.81	2,473,633.6
<i>45-64 years, 2015</i>						
Quarter 1	34,519	34,519	34,519	10,630,277	32.47	2,518,586.7
Quarter 2	43,045	43,045	43,045	10,717,285	40.16	2,568,456.6
Quarter 3	39,569	39,569	39,569	10,731,403	36.87	2,601,205.3
Quarter 4	32,557	32,557	32,557	10,757,621	30.26	2,606,983.8
<i>45-64 years, 2016</i>						
Quarter 1	34,936	34,936	34,936	11,086,415	31.51	2,621,159.6
Quarter 2	41,196	41,196	41,196	11,138,328	36.99	2,629,021.3
Quarter 3	38,828	38,828	38,828	11,135,754	34.87	2,659,776.9
Quarter 4	31,929	31,929	31,929	12,392,760	25.76	2,671,978.4
<i>45-64 years, 2017</i>						
Quarter 1	34,056	34,056	34,056	10,989,475	30.99	2,607,849.8
Quarter 2	39,618	39,618	39,618	10,963,198	36.14	2,631,486.2
Quarter 3	36,633	36,633	36,633	10,938,217	33.49	2,654,711.0
Quarter 4	30,512	30,512	30,512	10,990,038	27.76	2,661,979.8
<i>45-64 years, 2018</i>						
Quarter 1	31,889	31,889	31,889	10,787,737	29.56	2,565,829.6
Quarter 2	38,951	38,951	38,951	10,726,370	36.31	2,574,555.1
Quarter 3	35,203	35,203	35,203	10,654,379	33.04	2,583,023.6
Quarter 4	29,270	29,270	29,270	10,615,747	27.57	2,575,748.8

**Table 4. Summary of Loop Diuretic Users in the Sentinel Distributed Database (SDD) between January 1, 2000 and March 31, 2021, Cross-Stratified by Year-Quarter and Age (Years)**

	New Users	New Episodes	Adjusted Dispensings	Eligible Members <sup>1</sup>	New Users per 10,000 Eligible Members <sup>1</sup>	Eligible Member-Years <sup>1</sup>
<i>45-64 years, 2019</i>						
Quarter 1	30,185	30,185	30,185	10,391,644	29.05	2,471,911.6
Quarter 2	35,480	35,480	35,480	10,343,496	34.30	2,480,289.9
Quarter 3	33,287	33,287	33,287	10,299,561	32.32	2,493,540.3
Quarter 4	26,922	26,922	26,922	10,230,217	26.32	2,485,584.1
<i>45-64 years, 2020</i>						
Quarter 1	26,999	26,999	26,999	10,078,355	26.79	2,392,668.8
Quarter 2	30,531	30,531	30,531	10,043,494	30.40	2,374,839.1
Quarter 3	30,885	30,885	30,885	10,001,459	30.88	2,384,544.1
Quarter 4	24,765	24,765	24,765	10,754,152	23.03	2,372,670.3
<i>45-64 years, 2021</i>						
Quarter 1	19,505	19,505	19,505	5,819,271	33.52	1,339,649.0
<i>65-74 years, 2000</i>						
Quarter 1	0	0	0	0	NaN	0.0
Quarter 2	0	0	0	0	NaN	0.0
Quarter 3	0	0	0	0	NaN	0.0
Quarter 4	12	12	12	48,535	2.47	132.9
<i>65-74 years, 2001</i>						
Quarter 1	918	918	918	51,926	176.79	12,031.0
Quarter 2	1,188	1,188	1,188	52,407	226.69	12,294.5
Quarter 3	995	995	995	52,827	188.35	12,566.0
Quarter 4	855	855	855	53,078	161.08	12,708.4
<i>65-74 years, 2002</i>						
Quarter 1	988	988	988	53,144	185.91	12,381.3
Quarter 2	1,138	1,138	1,138	53,629	212.20	12,596.3
Quarter 3	1,000	1,000	1,000	54,196	184.52	12,878.5
Quarter 4	849	849	849	53,598	158.40	12,715.5
<i>65-74 years, 2003</i>						
Quarter 1	932	932	932	52,896	176.19	12,306.9
Quarter 2	1,125	1,125	1,125	51,455	218.64	11,877.8
Quarter 3	991	991	991	50,509	196.20	11,994.7
Quarter 4	770	770	770	49,968	154.10	11,909.8
<i>65-74 years, 2004</i>						
Quarter 1	1,126	1,126	1,126	49,947	225.44	11,673.0
Quarter 2	998	998	998	49,652	201.00	11,551.0
Quarter 3	957	957	957	49,027	195.20	11,462.7
Quarter 4	669	669	669	47,820	139.90	11,260.3

**Table 4. Summary of Loop Diuretic Users in the Sentinel Distributed Database (SDD) between January 1, 2000 and March 31, 2021, Cross-Stratified by Year-Quarter and Age (Years)**

	New Users	New Episodes	Adjusted Dispensings	Eligible Members <sup>1</sup>	New Users per 10,000 Eligible Members <sup>1</sup>	Eligible Member-Years <sup>1</sup>
<i>65-74 years, 2005</i>						
Quarter 1	777	777	777	47,098	164.98	10,799.7
Quarter 2	839	839	839	46,013	182.34	10,736.1
Quarter 3	564	564	564	46,067	122.43	9,839.6
Quarter 4	475	475	475	37,494	126.69	8,803.6
<i>65-74 years, 2006</i>						
Quarter 1	0	0	0	0	NaN	0.0
Quarter 2	0	0	0	0	NaN	0.0
Quarter 3	0	0	0	0	NaN	0.0
Quarter 4	0	0	0	0	NaN	0.0
<i>65-74 years, 2007</i>						
Quarter 1	2,348	2,348	2,348	370,250	63.42	84,692.1
Quarter 2	2,857	2,857	2,857	407,490	70.11	93,421.9
Quarter 3	2,523	2,523	2,523	414,020	60.94	99,106.3
Quarter 4	2,276	2,276	2,276	426,607	53.35	102,331.2
<i>65-74 years, 2008</i>						
Quarter 1	5,745	5,745	5,745	887,765	64.71	203,841.8
Quarter 2	6,585	6,585	6,585	893,336	73.71	210,221.9
Quarter 3	6,060	6,060	6,060	898,857	67.42	215,201.3
Quarter 4	5,315	5,315	5,315	1,491,495	35.64	218,851.6
<i>65-74 years, 2009</i>						
Quarter 1	8,515	8,515	8,515	1,379,716	61.72	321,322.4
Quarter 2	9,926	9,926	9,926	1,390,622	71.38	330,513.0
Quarter 3	8,975	8,975	8,975	1,404,274	63.91	337,822.2
Quarter 4	7,893	7,893	7,893	1,405,630	56.15	339,749.0
<i>65-74 years, 2010</i>						
Quarter 1	8,091	8,091	8,091	1,371,697	58.99	321,008.5
Quarter 2	9,653	9,653	9,653	1,362,938	70.82	325,787.6
Quarter 3	8,454	8,454	8,454	1,363,283	62.01	328,816.3
Quarter 4	7,295	7,295	7,295	1,355,176	53.83	328,638.2
<i>65-74 years, 2011</i>						
Quarter 1	54,790	54,790	54,790	6,340,993	86.41	1,504,872.1
Quarter 2	63,819	63,819	63,819	6,385,158	99.95	1,532,200.1
Quarter 3	56,467	56,467	56,467	6,451,136	87.53	1,561,931.8
Quarter 4	48,319	48,319	48,319	6,469,288	74.69	1,572,330.8
<i>65-74 years, 2012</i>						
Quarter 1	55,435	55,435	55,435	6,817,638	81.31	1,619,231.5
Quarter 2	61,885	61,885	61,885	6,869,720	90.08	1,624,553.5
Quarter 3	54,881	54,881	54,881	6,926,862	79.23	1,655,818.4
Quarter 4	48,750	48,750	48,750	7,598,826	64.15	1,672,928.9

**Table 4. Summary of Loop Diuretic Users in the Sentinel Distributed Database (SDD) between January 1, 2000 and March 31, 2021, Cross-Stratified by Year-Quarter and Age (Years)**

	<b>New Users</b>	<b>New Episodes</b>	<b>Adjusted Dispensings</b>	<b>Eligible Members<sup>1</sup></b>	<b>New Users per 10,000 Eligible Members<sup>1</sup></b>	<b>Eligible Member-Years<sup>1</sup></b>
<i>65-74 years, 2013</i>						
Quarter 1	53,515	53,515	53,515	7,226,762	74.05	1,713,357.1
Quarter 2	63,803	63,803	63,803	7,262,257	87.86	1,742,734.1
Quarter 3	56,899	56,899	56,899	7,344,954	77.47	1,779,857.8
Quarter 4	48,719	48,719	48,719	7,358,201	66.21	1,791,455.8
<i>65-74 years, 2014</i>						
Quarter 1	57,190	57,190	57,190	8,448,117	67.70	2,008,779.8
Quarter 2	70,516	70,516	70,516	8,504,079	82.92	2,042,274.6
Quarter 3	62,701	62,701	62,701	8,572,567	73.14	2,079,681.0
Quarter 4	54,422	54,422	54,422	8,582,209	63.41	2,090,665.4
<i>65-74 years, 2015</i>						
Quarter 1	59,119	59,119	59,119	8,981,620	65.82	2,136,479.3
Quarter 2	71,133	71,133	71,133	9,030,419	78.77	2,170,623.8
Quarter 3	64,670	64,670	64,670	9,143,028	70.73	2,217,267.5
Quarter 4	56,367	56,367	56,367	9,181,019	61.40	2,236,988.4
<i>65-74 years, 2016</i>						
Quarter 1	62,248	62,248	62,248	9,695,045	64.21	2,306,577.0
Quarter 2	71,596	71,596	71,596	9,798,318	73.07	2,320,044.7
Quarter 3	65,289	65,289	65,289	9,882,030	66.07	2,369,663.2
Quarter 4	57,109	57,109	57,109	10,548,495	54.14	2,391,818.9
<i>65-74 years, 2017</i>						
Quarter 1	62,030	62,030	62,030	9,989,589	62.09	2,376,818.4
Quarter 2	71,667	71,667	71,667	10,025,738	71.48	2,412,013.5
Quarter 3	65,518	65,518	65,518	10,135,015	64.65	2,460,728.4
Quarter 4	57,272	57,272	57,272	10,158,375	56.38	2,472,102.7
<i>65-74 years, 2018</i>						
Quarter 1	61,105	61,105	61,105	10,355,139	59.01	2,463,600.0
Quarter 2	73,156	73,156	73,156	10,364,293	70.58	2,493,444.1
Quarter 3	65,004	65,004	65,004	10,466,261	62.11	2,541,294.5
Quarter 4	57,409	57,409	57,409	10,491,421	54.72	2,557,287.4
<i>65-74 years, 2019</i>						
Quarter 1	60,509	60,509	60,509	10,582,295	57.18	2,520,843.2
Quarter 2	71,850	71,850	71,850	10,618,775	67.66	2,556,527.9
Quarter 3	65,946	65,946	65,946	10,757,720	61.30	2,612,783.1
Quarter 4	57,406	57,406	57,406	10,788,267	53.21	2,634,035.7
<i>65-74 years, 2020</i>						
Quarter 1	59,518	59,518	59,518	11,177,930	53.25	2,659,349.4
Quarter 2	60,307	60,307	60,307	11,268,533	53.52	2,679,767.4
Quarter 3	63,990	63,990	63,990	11,398,751	56.14	2,735,975.2
Quarter 4	56,046	56,046	56,046	12,280,040	45.64	2,760,127.0

**Table 4. Summary of Loop Diuretic Users in the Sentinel Distributed Database (SDD) between January 1, 2000 and March 31, 2021, Cross-Stratified by Year-Quarter and Age (Years)**

	New Users	New Episodes	Adjusted Dispensings	Eligible Members <sup>1</sup>	New Users per 10,000 Eligible Members <sup>1</sup>	Eligible Member-Years <sup>1</sup>
<i>65-74 years, 2021</i>						
Quarter 1	53,828	53,828	53,828	10,434,449	51.59	2,381,323.7
<i>75-84 years, 2000</i>						
Quarter 1	0	0	0	0	NaN	0.0
Quarter 2	0	0	0	0	NaN	0.0
Quarter 3	0	0	0	0	NaN	0.0
Quarter 4	20	20	20	22,569	8.86	61.8
<i>75-84 years, 2001</i>						
Quarter 1	618	618	618	24,215	255.21	5,534.2
Quarter 2	673	673	673	24,082	279.46	5,590.7
Quarter 3	635	635	635	24,118	263.29	5,664.7
Quarter 4	506	506	506	24,100	209.96	5,697.8
<i>75-84 years, 2002</i>						
Quarter 1	599	599	599	24,200	247.52	5,539.4
Quarter 2	668	668	668	24,193	276.11	5,598.0
Quarter 3	580	580	580	24,246	239.21	5,682.8
Quarter 4	493	493	493	24,011	205.32	5,683.9
<i>75-84 years, 2003</i>						
Quarter 1	525	525	525	23,977	218.96	5,509.4
Quarter 2	694	694	694	23,695	292.89	5,467.1
Quarter 3	616	616	616	23,412	263.11	5,499.0
Quarter 4	475	475	475	23,198	204.76	5,493.7
<i>75-84 years, 2004</i>						
Quarter 1	718	718	718	23,273	308.51	5,347.8
Quarter 2	598	598	598	22,776	262.56	5,245.3
Quarter 3	595	595	595	22,658	262.60	5,263.4
Quarter 4	456	456	456	22,499	202.68	5,251.2
<i>75-84 years, 2005</i>						
Quarter 1	467	467	467	22,450	208.02	5,122.0
Quarter 2	553	553	553	22,312	247.85	5,170.2
Quarter 3	433	433	433	22,537	192.13	5,087.9
Quarter 4	392	392	392	21,024	186.45	4,975.1
<i>75-84 years, 2006</i>						
Quarter 1	0	0	0	0	NaN	0.0
Quarter 2	0	0	0	0	NaN	0.0
Quarter 3	0	0	0	0	NaN	0.0
Quarter 4	0	0	0	0	NaN	0.0

**Table 4. Summary of Loop Diuretic Users in the Sentinel Distributed Database (SDD) between January 1, 2000 and March 31, 2021, Cross-Stratified by Year-Quarter and Age (Years)**

	New Users	New Episodes	Adjusted Dispensings	Eligible Members <sup>1</sup>	New Users per 10,000 Eligible Members <sup>1</sup>	Eligible Member-Years <sup>1</sup>
<i>75-84 years, 2007</i>						
Quarter 1	2,315	2,315	2,315	186,130	124.38	42,584.3
Quarter 2	2,811	2,811	2,811	208,561	134.78	47,602.9
Quarter 3	2,460	2,460	2,460	210,627	116.79	50,797.3
Quarter 4	2,394	2,394	2,394	214,802	111.45	51,861.6
<i>75-84 years, 2008</i>						
Quarter 1	5,755	5,755	5,755	476,464	120.79	110,510.8
Quarter 2	6,299	6,299	6,299	473,275	133.09	112,728.4
Quarter 3	5,582	5,582	5,582	473,941	117.78	114,390.8
Quarter 4	5,309	5,309	5,309	752,232	70.58	115,528.2
<i>75-84 years, 2009</i>						
Quarter 1	8,413	8,413	8,413	705,596	119.23	165,468.2
Quarter 2	9,291	9,291	9,291	710,929	130.69	169,395.8
Quarter 3	7,998	7,998	7,998	713,464	112.10	172,434.3
Quarter 4	7,440	7,440	7,440	713,996	104.20	172,907.6
<i>75-84 years, 2010</i>						
Quarter 1	8,122	8,122	8,122	699,728	116.07	164,344.0
Quarter 2	8,841	8,841	8,841	695,078	127.19	166,341.3
Quarter 3	7,423	7,423	7,423	695,382	106.75	168,283.2
Quarter 4	6,859	6,859	6,859	694,430	98.77	168,431.2
<i>75-84 years, 2011</i>						
Quarter 1	61,456	61,456	61,456	4,119,419	149.19	971,064.9
Quarter 2	68,125	68,125	68,125	4,131,005	164.91	984,439.6
Quarter 3	59,843	59,843	59,843	4,143,350	144.43	998,072.1
Quarter 4	53,316	53,316	53,316	4,141,090	128.75	1,000,851.5
<i>75-84 years, 2012</i>						
Quarter 1	61,075	61,075	61,075	4,290,456	142.35	1,021,903.5
Quarter 2	64,975	64,975	64,975	4,280,284	151.80	1,019,168.1
Quarter 3	57,176	57,176	57,176	4,276,598	133.70	1,030,031.8
Quarter 4	51,746	51,746	51,746	4,579,472	113.00	1,031,105.1
<i>75-84 years, 2013</i>						
Quarter 1	56,733	56,733	56,733	4,416,692	128.45	1,042,804.5
Quarter 2	64,926	64,926	64,926	4,401,792	147.50	1,051,665.6
Quarter 3	55,524	55,524	55,524	4,408,671	125.94	1,064,969.0
Quarter 4	50,286	50,286	50,286	4,401,517	114.25	1,066,375.2
<i>75-84 years, 2014</i>						
Quarter 1	59,534	59,534	59,534	5,007,287	118.89	1,185,537.7
Quarter 2	70,264	70,264	70,264	5,017,058	140.05	1,199,202.8
Quarter 3	59,904	59,904	59,904	5,008,487	119.60	1,210,549.9
Quarter 4	54,530	54,530	54,530	4,998,790	109.09	1,211,859.3

**Table 4. Summary of Loop Diuretic Users in the Sentinel Distributed Database (SDD) between January 1, 2000 and March 31, 2021, Cross-Stratified by Year-Quarter and Age (Years)**

	New Users	New Episodes	Adjusted Dispensings	Eligible Members <sup>1</sup>	New Users per 10,000 Eligible Members <sup>1</sup>	Eligible Member-Years <sup>1</sup>
<i>75-84 years, 2015</i>						
Quarter 1	60,297	60,297	60,297	5,137,081	117.38	1,215,535.8
Quarter 2	68,960	68,960	68,960	5,129,213	134.45	1,227,075.4
Quarter 3	59,880	59,880	59,880	5,149,463	116.28	1,244,092.9
Quarter 4	54,643	54,643	54,643	5,155,607	105.99	1,250,170.6
<i>75-84 years, 2016</i>						
Quarter 1	59,651	59,651	59,651	5,292,801	112.70	1,264,959.3
Quarter 2	65,948	65,948	65,948	5,322,260	123.91	1,269,055.3
Quarter 3	58,775	58,775	58,775	5,357,446	109.71	1,293,739.5
Quarter 4	53,664	53,664	53,664	5,619,500	95.50	1,303,458.6
<i>75-84 years, 2017</i>						
Quarter 1	59,160	59,160	59,160	5,408,022	109.39	1,280,657.3
Quarter 2	65,103	65,103	65,103	5,421,757	120.08	1,299,548.2
Quarter 3	57,615	57,615	57,615	5,475,631	105.22	1,324,415.3
Quarter 4	53,521	53,521	53,521	5,543,331	96.55	1,340,941.8
<i>75-84 years, 2018</i>						
Quarter 1	58,228	58,228	58,228	5,628,176	103.46	1,333,021.7
Quarter 2	66,941	66,941	66,941	5,657,626	118.32	1,356,494.9
Quarter 3	57,564	57,564	57,564	5,709,368	100.82	1,383,498.6
Quarter 4	54,182	54,182	54,182	5,748,278	94.26	1,396,543.9
<i>75-84 years, 2019</i>						
Quarter 1	57,300	57,300	57,300	5,755,236	99.56	1,366,857.4
Quarter 2	65,886	65,886	65,886	5,770,167	114.18	1,385,473.4
Quarter 3	58,840	58,840	58,840	5,818,641	101.12	1,411,272.1
Quarter 4	53,188	53,188	53,188	5,844,134	91.01	1,421,163.2
<i>75-84 years, 2020</i>						
Quarter 1	55,348	55,348	55,348	5,956,686	92.92	1,425,824.0
Quarter 2	52,892	52,892	52,892	5,971,836	88.57	1,433,284.7
Quarter 3	55,036	55,036	55,036	6,015,152	91.50	1,456,085.5
Quarter 4	49,340	49,340	49,340	6,371,514	77.44	1,465,309.9
<i>75-84 years, 2021</i>						
Quarter 1	48,477	48,477	48,477	5,604,057	86.50	1,268,416.6
<i>≥ 85 years, 2000</i>						
Quarter 1	0	0	0	0	NaN	0.0
Quarter 2	0	0	0	0	NaN	0.0
Quarter 3	0	0	0	0	NaN	0.0
Quarter 4	*****	*****	*****	*****	13.37	30.7

**Table 4. Summary of Loop Diuretic Users in the Sentinel Distributed Database (SDD) between January 1, 2000 and March 31, 2021, Cross-Stratified by Year-Quarter and Age (Years)**

	New Users	New Episodes	Adjusted Dispensings	Eligible Members <sup>1</sup>	New Users per 10,000 Eligible Members <sup>1</sup>	Eligible Member-Years <sup>1</sup>
<i>≥ 85 years, 2001</i>						
Quarter 1	347	347	347	12,137	285.90	2,739.4
Quarter 2	402	402	402	11,941	336.66	2,750.1
Quarter 3	362	362	362	11,895	304.33	2,766.0
Quarter 4	300	300	300	11,807	254.09	2,754.0
<i>≥ 85 years, 2002</i>						
Quarter 1	349	349	349	11,738	297.32	2,650.7
Quarter 2	416	416	416	11,489	362.09	2,633.4
Quarter 3	368	368	368	11,417	322.33	2,650.1
Quarter 4	292	292	292	11,234	259.93	2,618.9
<i>≥ 85 years, 2003</i>						
Quarter 1	297	297	297	11,072	268.24	2,503.8
Quarter 2	374	374	374	10,885	343.59	2,490.7
Quarter 3	328	328	328	10,801	303.68	2,519.3
Quarter 4	297	297	297	10,654	278.77	2,482.3
<i>≥ 85 years, 2004</i>						
Quarter 1	413	413	413	10,529	392.25	2,357.1
Quarter 2	324	324	324	9,960	325.30	2,269.5
Quarter 3	337	337	337	9,869	341.47	2,267.8
Quarter 4	314	314	314	9,730	322.71	2,230.3
<i>≥ 85 years, 2005</i>						
Quarter 1	261	261	261	9,589	272.19	2,147.2
Quarter 2	284	284	284	9,395	302.29	2,155.6
Quarter 3	259	259	259	9,574	270.52	2,197.4
Quarter 4	233	233	233	9,502	245.21	2,225.3
<i>≥ 85 years, 2006</i>						
Quarter 1	0	0	0	0	NaN	0.0
Quarter 2	0	0	0	0	NaN	0.0
Quarter 3	0	0	0	0	NaN	0.0
Quarter 4	0	0	0	0	NaN	0.0
<i>≥ 85 years, 2007</i>						
Quarter 1	1,285	1,285	1,285	57,314	224.20	12,931.5
Quarter 2	1,500	1,500	1,500	64,066	234.13	14,399.5
Quarter 3	1,332	1,332	1,332	64,636	206.08	15,381.6
Quarter 4	1,307	1,307	1,307	66,155	197.57	15,786.0
<i>≥ 85 years, 2008</i>						
Quarter 1	2,963	2,963	2,963	141,375	209.58	31,979.0
Quarter 2	3,232	3,232	3,232	140,605	229.86	33,096.0
Quarter 3	2,759	2,759	2,759	141,458	195.04	33,750.4
Quarter 4	2,761	2,761	2,761	231,412	119.31	34,354.6



**Table 4. Summary of Loop Diuretic Users in the Sentinel Distributed Database (SDD) between January 1, 2000 and March 31, 2021, Cross-Stratified by Year-Quarter and Age (Years)**

	New Users	New Episodes	Adjusted Dispensings	Eligible Members <sup>1</sup>	New Users per 10,000 Eligible Members <sup>1</sup>	Eligible Member-Years <sup>1</sup>
<i>≥ 85 years, 2009</i>						
Quarter 1	4,660	4,660	4,660	221,751	210.15	51,449.5
Quarter 2	4,713	4,713	4,713	224,632	209.81	52,944.3
Quarter 3	4,163	4,163	4,163	227,163	183.26	54,376.6
Quarter 4	4,143	4,143	4,143	229,345	180.64	55,044.1
<i>≥ 85 years, 2010</i>						
Quarter 1	4,591	4,591	4,591	225,720	203.39	52,560.9
Quarter 2	4,639	4,639	4,639	225,628	205.60	53,449.8
Quarter 3	4,083	4,083	4,083	227,086	179.80	54,484.5
Quarter 4	3,751	3,751	3,751	228,225	164.36	54,813.5
<i>≥ 85 years, 2011</i>						
Quarter 1	43,492	43,492	43,492	1,706,390	254.88	397,974.1
Quarter 2	45,874	45,874	45,874	1,705,572	268.97	402,161.7
Quarter 3	39,424	39,424	39,424	1,713,860	230.03	409,053.2
Quarter 4	37,711	37,711	37,711	1,720,731	219.16	412,102.0
<i>≥ 85 years, 2012</i>						
Quarter 1	44,308	44,308	44,308	1,785,918	248.10	420,672.3
Quarter 2	44,190	44,190	44,190	1,777,243	248.64	419,431.2
Quarter 3	39,084	39,084	39,084	1,774,697	220.23	424,320.7
Quarter 4	37,902	37,902	37,902	1,883,493	201.23	425,032.2
<i>≥ 85 years, 2013</i>						
Quarter 1	42,599	42,599	42,599	1,831,196	232.63	427,792.7
Quarter 2	44,918	44,918	44,918	1,811,202	248.00	429,083.4
Quarter 3	38,217	38,217	38,217	1,807,273	211.46	433,903.6
Quarter 4	36,049	36,049	36,049	1,803,979	199.83	434,013.9
<i>≥ 85 years, 2014</i>						
Quarter 1	43,604	43,604	43,604	2,042,952	213.44	479,784.2
Quarter 2	47,820	47,820	47,820	2,037,476	234.70	483,360.2
Quarter 3	41,078	41,078	41,078	2,025,256	202.83	486,802.8
Quarter 4	39,514	39,514	39,514	2,018,393	195.77	485,610.5
<i>≥ 85 years, 2015</i>						
Quarter 1	44,259	44,259	44,259	2,050,753	215.82	480,646.3
Quarter 2	46,514	46,514	46,514	2,027,564	229.41	481,261.7
Quarter 3	40,126	40,126	40,126	2,022,414	198.41	485,826.5
Quarter 4	38,217	38,217	38,217	2,018,359	189.35	486,463.8
<i>≥ 85 years, 2016</i>						
Quarter 1	42,663	42,663	42,663	2,053,180	207.79	487,126.4
Quarter 2	43,651	43,651	43,651	2,042,903	213.67	484,239.6
Quarter 3	38,202	38,202	38,202	2,037,155	187.53	489,792.8
Quarter 4	37,028	37,028	37,028	2,108,124	175.64	490,040.1

**Table 4. Summary of Loop Diuretic Users in the Sentinel Distributed Database (SDD) between January 1, 2000 and March 31, 2021, Cross-Stratified by Year-Quarter and Age (Years)**

	New Users	New Episodes	Adjusted Dispensings	Eligible Members <sup>1</sup>	New Users per 10,000 Eligible Members <sup>1</sup>	Eligible Member-Years <sup>1</sup>
<i>≥ 85 years, 2017</i>						
Quarter 1	40,798	40,798	40,798	2,013,101	202.66	473,218.1
Quarter 2	42,034	42,034	42,034	1,991,795	211.04	474,384.0
Quarter 3	36,641	36,641	36,641	1,986,693	184.43	478,865.9
Quarter 4	34,917	34,917	34,917	1,987,219	175.71	479,261.4
<i>≥ 85 years, 2018</i>						
Quarter 1	39,466	39,466	39,466	1,990,442	198.28	468,145.0
Quarter 2	41,524	41,524	41,524	1,966,952	211.11	468,738.3
Quarter 3	34,910	34,910	34,910	1,957,598	178.33	472,464.3
Quarter 4	34,047	34,047	34,047	1,952,812	174.35	471,469.0
<i>≥ 85 years, 2019</i>						
Quarter 1	36,876	36,876	36,876	1,937,897	190.29	456,584.3
Quarter 2	39,993	39,993	39,993	1,922,737	208.00	457,795.9
Quarter 3	34,045	34,045	34,045	1,922,179	177.12	462,856.5
Quarter 4	32,459	32,459	32,459	1,922,930	168.80	463,959.2
<i>≥ 85 years, 2020</i>						
Quarter 1	34,589	34,589	34,589	1,948,076	177.55	462,035.0
Quarter 2	29,558	29,558	29,558	1,936,977	152.60	460,283.9
Quarter 3	29,843	29,843	29,843	1,935,611	154.18	464,731.9
Quarter 4	28,544	28,544	28,544	2,019,797	141.32	464,937.8
<i>≥ 85 years, 2021</i>						
Quarter 1	28,973	28,973	28,973	1,784,390	162.37	402,287.0
<b>Torsemide</b>						
<i>18-44 years, 2000</i>						
Quarter 1	0	0	0	0	NaN	0.0
Quarter 2	0	0	0	0	NaN	0.0
Quarter 3	0	0	0	0	NaN	0.0
Quarter 4	0	0	0	382,242	0.00	1,046.5
<i>18-44 years, 2001</i>						
Quarter 1	17	17	17	400,663	0.42	94,952.5
Quarter 2	22	22	22	405,694	0.54	97,534.8
Quarter 3	30	30	30	414,537	0.72	100,540.9
Quarter 4	19	19	19	421,475	0.45	102,312.5
<i>18-44 years, 2002</i>						
Quarter 1	30	30	30	397,725	0.75	94,506.8
Quarter 2	42	42	42	406,654	1.03	94,486.2
Quarter 3	20	20	20	395,369	0.51	95,583.2
Quarter 4	19	19	19	390,592	0.49	87,757.5

**Table 4. Summary of Loop Diuretic Users in the Sentinel Distributed Database (SDD) between January 1, 2000 and March 31, 2021, Cross-Stratified by Year-Quarter and Age (Years)**

	New Users	New Episodes	Adjusted Dispensings	Eligible Members <sup>1</sup>	New Users per 10,000 Eligible Members <sup>1</sup>	Eligible Member-Years <sup>1</sup>
<i>18-44 years, 2003</i>						
Quarter 1	13	13	13	340,592	0.38	80,240.5
Quarter 2	32	32	32	335,199	0.95	78,840.3
Quarter 3	36	36	36	332,513	1.08	79,483.5
Quarter 4	22	22	22	329,550	0.67	79,081.2
<i>18-44 years, 2004</i>						
Quarter 1	32	32	32	335,010	0.96	78,430.9
Quarter 2	40	40	40	340,591	1.17	79,075.6
Quarter 3	42	42	42	342,735	1.23	79,724.7
Quarter 4	23	23	23	342,147	0.67	79,885.4
<i>18-44 years, 2005</i>						
Quarter 1	21	21	21	336,458	0.62	77,567.2
Quarter 2	17	17	17	336,474	0.51	79,323.0
Quarter 3	26	26	26	347,160	0.75	77,631.9
Quarter 4	13	13	13	317,317	0.41	74,796.5
<i>18-44 years, 2006</i>						
Quarter 1	*****	*****	*****	*****	0.34	66,681.3
Quarter 2	*****	*****	*****	*****	0.34	67,651.3
Quarter 3	19	19	19	289,645	0.66	68,580.2
Quarter 4	*****	*****	*****	*****	0.14	68,777.3
<i>18-44 years, 2007</i>						
Quarter 1	72	72	72	3,553,099	0.20	825,096.4
Quarter 2	75	75	75	3,572,470	0.21	838,987.5
Quarter 3	78	78	78	3,611,585	0.22	848,738.0
Quarter 4	53	53	53	3,682,842	0.14	877,516.2
<i>18-44 years, 2008</i>						
Quarter 1	61	61	61	4,251,721	0.14	977,656.7
Quarter 2	81	81	81	4,308,949	0.19	981,272.1
Quarter 3	79	79	79	4,326,185	0.18	991,396.0
Quarter 4	56	56	56	10,744,517	0.05	1,012,511.2
<i>18-44 years, 2009</i>						
Quarter 1	157	157	157	10,051,868	0.16	2,313,901.6
Quarter 2	181	181	181	9,992,813	0.18	2,340,527.6
Quarter 3	168	168	168	10,165,467	0.17	2,376,012.9
Quarter 4	109	109	109	9,940,173	0.11	2,374,289.4
<i>18-44 years, 2010</i>						
Quarter 1	124	124	124	9,687,420	0.13	2,250,895.7
Quarter 2	177	177	177	9,572,588	0.18	2,254,167.4
Quarter 3	138	138	138	9,599,270	0.14	2,255,085.7
Quarter 4	95	95	95	9,320,322	0.10	2,232,925.7

**Table 4. Summary of Loop Diuretic Users in the Sentinel Distributed Database (SDD) between January 1, 2000 and March 31, 2021, Cross-Stratified by Year-Quarter and Age (Years)**

	New Users	New Episodes	Adjusted Dispensings	Eligible Members <sup>1</sup>	New Users per 10,000 Eligible Members <sup>1</sup>	Eligible Member-Years <sup>1</sup>
<i>18-44 years, 2011</i>						
Quarter 1	178	178	178	10,068,452	0.18	2,350,308.1
Quarter 2	248	248	248	10,068,203	0.25	2,375,616.5
Quarter 3	224	224	224	10,209,355	0.22	2,405,078.2
Quarter 4	160	160	160	10,083,246	0.16	2,419,644.9
<i>18-44 years, 2012</i>						
Quarter 1	217	217	217	10,078,833	0.22	2,333,633.2
Quarter 2	211	211	211	10,198,558	0.21	2,338,383.6
Quarter 3	182	182	182	10,389,540	0.18	2,372,708.7
Quarter 4	146	146	146	10,717,969	0.14	2,387,226.5
<i>18-44 years, 2013</i>						
Quarter 1	160	160	160	9,897,721	0.16	2,314,591.3
Quarter 2	209	209	209	9,874,113	0.21	2,334,789.0
Quarter 3	195	195	195	10,033,169	0.19	2,368,298.7
Quarter 4	158	158	158	9,806,972	0.16	2,354,510.9
<i>18-44 years, 2014</i>						
Quarter 1	168	168	168	10,697,049	0.16	2,509,059.5
Quarter 2	229	229	229	10,667,798	0.21	2,523,025.0
Quarter 3	230	230	230	10,856,362	0.21	2,566,044.1
Quarter 4	150	150	150	10,748,352	0.14	2,568,174.4
<i>18-44 years, 2015</i>						
Quarter 1	189	189	189	11,163,476	0.17	2,618,479.1
Quarter 2	235	235	235	11,277,073	0.21	2,670,111.2
Quarter 3	206	206	206	11,418,387	0.18	2,706,611.0
Quarter 4	186	186	186	11,318,113	0.16	2,709,128.8
<i>18-44 years, 2016</i>						
Quarter 1	183	183	183	11,587,700	0.16	2,698,533.7
Quarter 2	223	223	223	11,733,761	0.19	2,712,622.0
Quarter 3	197	197	197	11,920,334	0.17	2,745,808.1
Quarter 4	185	185	185	13,189,662	0.14	2,762,022.5
<i>18-44 years, 2017</i>						
Quarter 1	185	185	185	11,590,772	0.16	2,717,294.6
Quarter 2	238	238	238	11,604,987	0.21	2,746,603.2
Quarter 3	194	194	194	11,716,708	0.17	2,778,887.1
Quarter 4	167	167	167	11,718,176	0.14	2,805,503.5
<i>18-44 years, 2018</i>						
Quarter 1	194	194	194	11,573,567	0.17	2,721,098.3
Quarter 2	240	240	240	11,541,669	0.21	2,734,831.6
Quarter 3	200	200	200	11,606,471	0.17	2,748,829.7
Quarter 4	205	205	205	11,477,737	0.18	2,751,901.7

**Table 4. Summary of Loop Diuretic Users in the Sentinel Distributed Database (SDD) between January 1, 2000 and March 31, 2021, Cross-Stratified by Year-Quarter and Age (Years)**

	New Users	New Episodes	Adjusted Dispensings	Eligible Members <sup>1</sup>	New Users per 10,000 Eligible Members <sup>1</sup>	Eligible Member-Years <sup>1</sup>
<i>18-44 years, 2019</i>						
Quarter 1	217	217	217	11,247,761	0.19	2,648,379.4
Quarter 2	249	249	249	11,279,855	0.22	2,672,888.3
Quarter 3	250	250	250	11,423,267	0.22	2,702,252.1
Quarter 4	203	203	203	11,266,445	0.18	2,706,198.3
<i>18-44 years, 2020</i>						
Quarter 1	213	213	213	10,867,562	0.20	2,544,115.7
Quarter 2	192	192	192	10,919,848	0.18	2,538,229.1
Quarter 3	238	238	238	11,108,132	0.21	2,563,471.6
Quarter 4	207	207	207	11,929,475	0.17	2,561,454.7
<i>18-44 years, 2021</i>						
Quarter 1	191	191	191	5,333,387	0.36	1,242,452.2
<i>45-64 years, 2000</i>						
Quarter 1	0	0	0	0	NaN	0.0
Quarter 2	0	0	0	0	NaN	0.0
Quarter 3	0	0	0	0	NaN	0.0
Quarter 4	0	0	0	176,391	0.00	482.9
<i>45-64 years, 2001</i>						
Quarter 1	45	45	45	185,378	2.43	43,836.1
Quarter 2	63	63	63	187,491	3.36	44,799.3
Quarter 3	42	42	42	190,294	2.21	45,911.3
Quarter 4	63	63	63	192,717	3.27	46,657.5
<i>45-64 years, 2002</i>						
Quarter 1	48	48	48	190,862	2.51	45,127.6
Quarter 2	92	92	92	195,945	4.70	46,026.5
Quarter 3	64	64	64	196,267	3.26	47,206.6
Quarter 4	45	45	45	196,953	2.28	45,937.1
<i>45-64 years, 2003</i>						
Quarter 1	69	69	69	186,245	3.70	43,876.6
Quarter 2	68	68	68	187,473	3.63	44,226.5
Quarter 3	75	75	75	185,829	4.04	44,882.0
Quarter 4	61	61	61	184,412	3.31	44,695.9
<i>45-64 years, 2004</i>						
Quarter 1	56	56	56	185,574	3.02	44,131.8
Quarter 2	68	68	68	185,814	3.66	44,071.6
Quarter 3	60	60	60	186,284	3.22	44,448.2
Quarter 4	60	60	60	186,143	3.22	44,501.0

**Table 4. Summary of Loop Diuretic Users in the Sentinel Distributed Database (SDD) between January 1, 2000 and March 31, 2021, Cross-Stratified by Year-Quarter and Age (Years)**

	New Users	New Episodes	Adjusted Dispensings	Eligible Members <sup>1</sup>	New Users per 10,000 Eligible Members <sup>1</sup>	Eligible Member-Years <sup>1</sup>
<i>45-64 years, 2005</i>						
Quarter 1	60	60	60	186,612	3.22	43,666.5
Quarter 2	56	56	56	186,326	3.01	44,317.4
Quarter 3	29	29	29	188,297	1.54	39,566.3
Quarter 4	25	25	25	142,664	1.75	33,341.7
<i>45-64 years, 2006</i>						
Quarter 1	*****	*****	*****	*****	1.34	22,962.8
Quarter 2	*****	*****	*****	*****	1.99	22,348.4
Quarter 3	14	14	14	94,945	1.47	22,592.7
Quarter 4	*****	*****	*****	*****	1.98	22,969.9
<i>45-64 years, 2007</i>						
Quarter 1	222	222	222	2,771,205	0.80	656,000.4
Quarter 2	232	232	232	2,801,646	0.83	670,597.6
Quarter 3	242	242	242	2,811,867	0.86	679,549.1
Quarter 4	205	205	205	2,925,531	0.70	710,304.5
<i>45-64 years, 2008</i>						
Quarter 1	246	246	246	3,488,571	0.71	821,282.0
Quarter 2	305	305	305	3,551,868	0.86	830,479.2
Quarter 3	278	278	278	3,548,594	0.78	843,899.8
Quarter 4	214	214	214	8,410,185	0.25	863,793.1
<i>45-64 years, 2009</i>						
Quarter 1	541	541	541	7,924,700	0.68	1,856,691.7
Quarter 2	677	677	677	7,897,365	0.86	1,880,227.6
Quarter 3	604	604	604	7,945,954	0.76	1,908,999.7
Quarter 4	481	481	481	7,910,780	0.61	1,916,381.7
<i>45-64 years, 2010</i>						
Quarter 1	436	436	436	7,738,173	0.56	1,821,034.0
Quarter 2	593	593	593	7,693,664	0.77	1,836,734.6
Quarter 3	507	507	507	7,661,645	0.66	1,846,770.0
Quarter 4	394	394	394	7,587,016	0.52	1,841,343.2
<i>45-64 years, 2011</i>						
Quarter 1	937	937	937	9,654,197	0.97	2,281,974.6
Quarter 2	1,116	1,116	1,116	9,681,865	1.15	2,314,934.7
Quarter 3	1,035	1,035	1,035	9,728,729	1.06	2,347,305.6
Quarter 4	810	810	810	9,719,127	0.83	2,357,161.9
<i>45-64 years, 2012</i>						
Quarter 1	916	916	916	9,652,495	0.95	2,274,463.6
Quarter 2	1,001	1,001	1,001	9,732,436	1.03	2,278,697.9
Quarter 3	941	941	941	9,712,714	0.97	2,308,967.8
Quarter 4	829	829	829	10,175,931	0.81	2,320,455.3

**Table 4. Summary of Loop Diuretic Users in the Sentinel Distributed Database (SDD) between January 1, 2000 and March 31, 2021, Cross-Stratified by Year-Quarter and Age (Years)**

	New Users	New Episodes	Adjusted Dispensings	Eligible Members <sup>1</sup>	New Users per 10,000 Eligible Members <sup>1</sup>	Eligible Member-Years <sup>1</sup>
<i>45-64 years, 2013</i>						
Quarter 1	859	859	859	9,589,983	0.90	2,270,473.5
Quarter 2	1,084	1,084	1,084	9,594,124	1.13	2,296,733.7
Quarter 3	942	942	942	9,651,058	0.98	2,334,711.6
Quarter 4	788	788	788	9,633,599	0.82	2,337,109.0
<i>45-64 years, 2014</i>						
Quarter 1	884	884	884	10,445,713	0.85	2,474,696.2
Quarter 2	1,151	1,151	1,151	10,367,522	1.11	2,481,142.4
Quarter 3	993	993	993	10,415,794	0.95	2,516,268.6
Quarter 4	839	839	839	10,381,723	0.81	2,508,697.6
<i>45-64 years, 2015</i>						
Quarter 1	1,009	1,009	1,009	10,785,967	0.94	2,553,395.2
Quarter 2	1,124	1,124	1,124	10,881,680	1.03	2,605,216.0
Quarter 3	1,103	1,103	1,103	10,905,374	1.01	2,640,545.8
Quarter 4	933	933	933	10,938,783	0.85	2,648,662.5
<i>45-64 years, 2016</i>						
Quarter 1	1,094	1,094	1,094	11,270,565	0.97	2,662,970.9
Quarter 2	1,179	1,179	1,179	11,331,426	1.04	2,672,421.4
Quarter 3	1,103	1,103	1,103	11,338,651	0.97	2,705,860.8
Quarter 4	1,009	1,009	1,009	12,605,122	0.80	2,720,327.9
<i>45-64 years, 2017</i>						
Quarter 1	1,062	1,062	1,062	11,199,485	0.95	2,655,266.6
Quarter 2	1,185	1,185	1,185	11,180,195	1.06	2,680,648.9
Quarter 3	1,150	1,150	1,150	11,162,567	1.03	2,706,154.3
Quarter 4	1,024	1,024	1,024	11,220,022	0.91	2,715,264.3
<i>45-64 years, 2018</i>						
Quarter 1	1,174	1,174	1,174	11,014,497	1.07	2,617,272.6
Quarter 2	1,301	1,301	1,301	10,958,423	1.19	2,627,344.6
Quarter 3	1,240	1,240	1,240	10,891,276	1.14	2,637,501.4
Quarter 4	1,180	1,180	1,180	10,855,793	1.09	2,631,563.1
<i>45-64 years, 2019</i>						
Quarter 1	1,236	1,236	1,236	10,626,262	1.16	2,525,265.7
Quarter 2	1,379	1,379	1,379	10,581,837	1.30	2,534,600.0
Quarter 3	1,305	1,305	1,305	10,542,225	1.24	2,549,414.5
Quarter 4	1,190	1,190	1,190	10,473,945	1.14	2,542,479.5
<i>45-64 years, 2020</i>						
Quarter 1	1,313	1,313	1,313	10,304,789	1.27	2,444,615.6
Quarter 2	1,352	1,352	1,352	10,271,861	1.32	2,427,107.7
Quarter 3	1,401	1,401	1,401	10,233,315	1.37	2,437,921.7
Quarter 4	1,287	1,287	1,287	10,987,948	1.17	2,426,744.8

**Table 4. Summary of Loop Diuretic Users in the Sentinel Distributed Database (SDD) between January 1, 2000 and March 31, 2021, Cross-Stratified by Year-Quarter and Age (Years)**

	New Users	New Episodes	Adjusted Dispensings	Eligible Members <sup>1</sup>	New Users per 10,000 Eligible Members <sup>1</sup>	Eligible Member-Years <sup>1</sup>
<i>45-64 years, 2021</i>						
Quarter 1	1,106	1,106	1,106	6,002,503	1.84	1,380,319.8
<i>65-74 years, 2000</i>						
Quarter 1	0	0	0	0	NaN	0.0
Quarter 2	0	0	0	0	NaN	0.0
Quarter 3	0	0	0	0	NaN	0.0
Quarter 4	0	0	0	48,535	0.00	132.9
<i>65-74 years, 2001</i>						
Quarter 1	23	23	23	51,926	4.43	12,031.0
Quarter 2	29	29	29	52,407	5.53	12,294.5
Quarter 3	35	35	35	52,827	6.63	12,566.0
Quarter 4	23	23	23	53,078	4.33	12,708.4
<i>65-74 years, 2002</i>						
Quarter 1	25	25	25	53,267	4.69	12,391.6
Quarter 2	36	36	36	54,058	6.66	12,658.8
Quarter 3	37	37	37	54,948	6.73	13,015.5
Quarter 4	23	23	23	54,617	4.21	12,919.9
<i>65-74 years, 2003</i>						
Quarter 1	21	21	21	54,193	3.88	12,567.4
Quarter 2	29	29	29	53,047	5.47	12,201.5
Quarter 3	28	28	28	52,414	5.34	12,393.9
Quarter 4	24	24	24	52,167	4.60	12,383.0
<i>65-74 years, 2004</i>						
Quarter 1	38	38	38	52,422	7.25	12,200.5
Quarter 2	28	28	28	52,414	5.34	12,138.3
Quarter 3	31	31	31	52,116	5.95	12,123.7
Quarter 4	24	24	24	51,165	4.69	11,992.1
<i>65-74 years, 2005</i>						
Quarter 1	20	20	20	50,648	3.95	11,563.4
Quarter 2	19	19	19	49,763	3.82	11,552.9
Quarter 3	15	15	15	50,131	2.99	10,661.6
Quarter 4	10	10	10	41,139	2.43	9,609.5
<i>65-74 years, 2006</i>						
Quarter 1	0	0	0	0	NaN	0.0
Quarter 2	0	0	0	0	NaN	0.0
Quarter 3	0	0	0	0	NaN	0.0
Quarter 4	0	0	0	0	NaN	0.0



**Table 4. Summary of Loop Diuretic Users in the Sentinel Distributed Database (SDD) between January 1, 2000 and March 31, 2021, Cross-Stratified by Year-Quarter and Age (Years)**

	New Users	New Episodes	Adjusted Dispensings	Eligible Members <sup>1</sup>	New Users per 10,000 Eligible Members <sup>1</sup>	Eligible Member-Years <sup>1</sup>
<i>65-74 years, 2007</i>						
Quarter 1	63	63	63	370,250	1.70	84,692.1
Quarter 2	88	88	88	407,490	2.16	93,421.9
Quarter 3	71	71	71	414,020	1.71	99,106.3
Quarter 4	90	90	90	426,607	2.11	102,331.2
<i>65-74 years, 2008</i>						
Quarter 1	152	152	152	888,140	1.71	203,874.8
Quarter 2	191	191	191	894,526	2.14	210,402.3
Quarter 3	155	155	155	900,993	1.72	215,592.1
Quarter 4	143	143	143	1,494,444	0.96	219,445.0
<i>65-74 years, 2009</i>						
Quarter 1	285	285	285	1,383,585	2.06	322,057.4
Quarter 2	318	318	318	1,396,135	2.28	331,572.7
Quarter 3	261	261	261	1,411,650	1.85	339,314.2
Quarter 4	211	211	211	1,414,506	1.49	341,641.6
<i>65-74 years, 2010</i>						
Quarter 1	206	206	206	1,381,767	1.49	323,075.2
Quarter 2	260	260	260	1,375,400	1.89	328,332.0
Quarter 3	258	258	258	1,378,555	1.87	332,017.5
Quarter 4	248	248	248	1,372,595	1.81	332,420.7
<i>65-74 years, 2011</i>						
Quarter 1	1,478	1,478	1,478	6,359,084	2.32	1,508,720.3
Quarter 2	1,699	1,699	1,699	6,405,685	2.65	1,536,595.1
Quarter 3	1,487	1,487	1,487	6,474,412	2.30	1,566,974.5
Quarter 4	1,283	1,283	1,283	6,494,695	1.98	1,577,983.4
<i>65-74 years, 2012</i>						
Quarter 1	1,545	1,545	1,545	6,849,600	2.26	1,625,393.6
Quarter 2	1,684	1,684	1,684	6,917,954	2.43	1,633,701.7
Quarter 3	1,449	1,449	1,449	6,993,655	2.07	1,669,188.8
Quarter 4	1,361	1,361	1,361	7,680,598	1.77	1,690,149.0
<i>65-74 years, 2013</i>						
Quarter 1	1,549	1,549	1,549	7,318,388	2.12	1,732,503.0
Quarter 2	1,836	1,836	1,836	7,369,667	2.49	1,765,267.0
Quarter 3	1,606	1,606	1,606	7,468,950	2.15	1,806,390.8
Quarter 4	1,462	1,462	1,462	7,494,741	1.95	1,821,516.9
<i>65-74 years, 2014</i>						
Quarter 1	1,730	1,730	1,730	8,592,251	2.01	2,039,946.8
Quarter 2	2,180	2,180	2,180	8,662,219	2.52	2,076,384.0
Quarter 3	1,803	1,803	1,803	8,745,163	2.06	2,117,365.8
Quarter 4	1,640	1,640	1,640	8,765,403	1.87	2,131,626.0

**Table 4. Summary of Loop Diuretic Users in the Sentinel Distributed Database (SDD) between January 1, 2000 and March 31, 2021, Cross-Stratified by Year-Quarter and Age (Years)**

	New Users	New Episodes	Adjusted Dispensings	Eligible Members <sup>1</sup>	New Users per 10,000 Eligible Members <sup>1</sup>	Eligible Member-Years <sup>1</sup>
<i>65-74 years, 2015</i>						
Quarter 1	1,817	1,817	1,817	9,171,436	1.98	2,177,975.1
Quarter 2	2,232	2,232	2,232	9,233,748	2.42	2,214,955.1
Quarter 3	2,019	2,019	2,019	9,361,512	2.16	2,265,454.0
Quarter 4	2,012	2,012	2,012	9,410,469	2.14	2,288,570.9
<i>65-74 years, 2016</i>						
Quarter 1	2,069	2,069	2,069	9,930,682	2.08	2,358,997.2
Quarter 2	2,249	2,249	2,249	10,047,677	2.24	2,374,797.2
Quarter 3	2,124	2,124	2,124	10,145,540	2.09	2,428,242.0
Quarter 4	2,008	2,008	2,008	10,823,557	1.86	2,453,605.5
<i>65-74 years, 2017</i>						
Quarter 1	2,216	2,216	2,216	10,264,584	2.16	2,437,576.3
Quarter 2	2,451	2,451	2,451	10,311,969	2.38	2,475,352.7
Quarter 3	2,278	2,278	2,278	10,433,736	2.18	2,527,534.5
Quarter 4	2,163	2,163	2,163	10,465,187	2.07	2,541,445.0
<i>65-74 years, 2018</i>						
Quarter 1	2,455	2,455	2,455	10,659,977	2.30	2,531,078.8
Quarter 2	2,735	2,735	2,735	10,677,867	2.56	2,563,000.7
Quarter 3	2,519	2,519	2,519	10,789,410	2.33	2,613,761.5
Quarter 4	2,519	2,519	2,519	10,821,434	2.33	2,632,139.8
<i>65-74 years, 2019</i>						
Quarter 1	2,733	2,733	2,733	10,908,622	2.51	2,593,430.2
Quarter 2	3,082	3,082	3,082	10,953,593	2.81	2,631,078.4
Quarter 3	2,788	2,788	2,788	11,102,673	2.51	2,690,272.6
Quarter 4	2,808	2,808	2,808	11,138,678	2.52	2,713,879.2
<i>65-74 years, 2020</i>						
Quarter 1	3,069	3,069	3,069	11,521,869	2.66	2,736,685.6
Quarter 2	2,882	2,882	2,882	11,620,370	2.48	2,758,757.4
Quarter 3	3,361	3,361	3,361	11,761,737	2.86	2,817,860.0
Quarter 4	3,046	3,046	3,046	12,650,409	2.41	2,844,196.9
<i>65-74 years, 2021</i>						
Quarter 1	2,963	2,963	2,963	10,775,787	2.75	2,455,290.7
<i>75-84 years, 2000</i>						
Quarter 1	0	0	0	0	NaN	0.0
Quarter 2	0	0	0	0	NaN	0.0
Quarter 3	0	0	0	0	NaN	0.0
Quarter 4	0	0	0	22,569	0.00	61.8

**Table 4. Summary of Loop Diuretic Users in the Sentinel Distributed Database (SDD) between January 1, 2000 and March 31, 2021, Cross-Stratified by Year-Quarter and Age (Years)**

	New Users	New Episodes	Adjusted Dispensings	Eligible Members <sup>1</sup>	New Users per 10,000 Eligible Members <sup>1</sup>	Eligible Member-Years <sup>1</sup>
<i>75-84 years, 2001</i>						
Quarter 1	*****	*****	*****	*****	9.09	5,534.2
Quarter 2	*****	*****	*****	*****	4.98	5,590.7
Quarter 3	*****	*****	*****	*****	9.54	5,664.7
Quarter 4	*****	*****	*****	*****	7.05	5,697.8
<i>75-84 years, 2002</i>						
Quarter 1	*****	*****	*****	*****	7.42	5,546.5
Quarter 2	*****	*****	*****	*****	9.83	5,631.7
Quarter 3	22	22	22	24,630	8.93	5,754.2
Quarter 4	*****	*****	*****	*****	7.33	5,792.5
<i>75-84 years, 2003</i>						
Quarter 1	14	14	14	24,682	5.67	5,650.3
Quarter 2	*****	*****	*****	*****	8.15	5,641.4
Quarter 3	*****	*****	*****	*****	7.38	5,704.0
Quarter 4	*****	*****	*****	*****	2.47	5,728.6
<i>75-84 years, 2004</i>						
Quarter 1	*****	*****	*****	*****	9.82	5,597.6
Quarter 2	*****	*****	*****	*****	4.16	5,514.8
Quarter 3	*****	*****	*****	*****	7.06	5,570.1
Quarter 4	*****	*****	*****	*****	5.82	5,587.7
<i>75-84 years, 2005</i>						
Quarter 1	*****	*****	*****	*****	5.39	5,479.1
Quarter 2	*****	*****	*****	*****	5.40	5,560.0
Quarter 3	*****	*****	*****	*****	5.30	5,504.2
Quarter 4	*****	*****	*****	*****	4.35	5,413.1
<i>75-84 years, 2006</i>						
Quarter 1	0	0	0	0	NaN	0.0
Quarter 2	0	0	0	0	NaN	0.0
Quarter 3	0	0	0	0	NaN	0.0
Quarter 4	0	0	0	0	NaN	0.0
<i>75-84 years, 2007</i>						
Quarter 1	77	77	77	186,130	4.14	42,584.3
Quarter 2	108	108	108	208,561	5.18	47,602.9
Quarter 3	75	75	75	210,627	3.56	50,797.3
Quarter 4	67	67	67	214,802	3.12	51,861.6
<i>75-84 years, 2008</i>						
Quarter 1	151	151	151	476,809	3.17	110,540.6
Quarter 2	152	152	152	474,357	3.20	112,893.1
Quarter 3	155	155	155	475,932	3.26	114,752.0
Quarter 4	144	144	144	754,955	1.91	116,083.2

**Table 4. Summary of Loop Diuretic Users in the Sentinel Distributed Database (SDD) between January 1, 2000 and March 31, 2021, Cross-Stratified by Year-Quarter and Age (Years)**

	New Users	New Episodes	Adjusted Dispensings	Eligible Members <sup>1</sup>	New Users per 10,000 Eligible Members <sup>1</sup>	Eligible Member-Years <sup>1</sup>
<i>75-84 years, 2009</i>						
Quarter 1	243	243	243	709,232	3.43	166,155.7
Quarter 2	241	241	241	716,101	3.37	170,399.7
Quarter 3	232	232	232	720,565	3.22	173,864.2
Quarter 4	208	208	208	722,685	2.88	174,736.9
<i>75-84 years, 2010</i>						
Quarter 1	195	195	195	709,871	2.75	166,417.4
Quarter 2	249	249	249	707,711	3.52	168,923.4
Quarter 3	224	224	224	710,646	3.15	171,515.2
Quarter 4	204	204	204	711,856	2.87	172,232.2
<i>75-84 years, 2011</i>						
Quarter 1	1,631	1,631	1,631	4,137,638	3.94	974,974.2
Quarter 2	1,855	1,855	1,855	4,151,660	4.47	988,875.6
Quarter 3	1,534	1,534	1,534	4,166,596	3.68	1,003,161.8
Quarter 4	1,436	1,436	1,436	4,166,392	3.45	1,006,514.3
<i>75-84 years, 2012</i>						
Quarter 1	1,642	1,642	1,642	4,323,543	3.80	1,028,230.2
Quarter 2	1,695	1,695	1,695	4,330,976	3.91	1,028,742.3
Quarter 3	1,499	1,499	1,499	4,348,101	3.45	1,044,226.8
Quarter 4	1,456	1,456	1,456	4,668,243	3.12	1,049,704.2
<i>75-84 years, 2013</i>						
Quarter 1	1,698	1,698	1,698	4,518,941	3.76	1,064,023.8
Quarter 2	1,892	1,892	1,892	4,522,536	4.18	1,076,906.0
Quarter 3	1,689	1,689	1,689	4,548,997	3.71	1,094,987.3
Quarter 4	1,525	1,525	1,525	4,558,123	3.35	1,100,795.9
<i>75-84 years, 2014</i>						
Quarter 1	1,889	1,889	1,889	5,176,156	3.65	1,221,958.7
Quarter 2	2,261	2,261	2,261	5,203,815	4.34	1,239,487.5
Quarter 3	1,957	1,957	1,957	5,213,249	3.75	1,255,443.3
Quarter 4	1,723	1,723	1,723	5,217,721	3.30	1,260,876.5
<i>75-84 years, 2015</i>						
Quarter 1	1,971	1,971	1,971	5,366,334	3.67	1,265,664.4
Quarter 2	2,274	2,274	2,274	5,375,372	4.23	1,280,875.3
Quarter 3	2,002	2,002	2,002	5,414,563	3.70	1,302,903.7
Quarter 4	1,935	1,935	1,935	5,436,555	3.56	1,313,485.3
<i>75-84 years, 2016</i>						
Quarter 1	2,147	2,147	2,147	5,585,283	3.84	1,330,125.8
Quarter 2	2,299	2,299	2,299	5,632,875	4.08	1,337,716.1
Quarter 3	2,141	2,141	2,141	5,687,924	3.76	1,367,825.6
Quarter 4	2,006	2,006	2,006	5,967,183	3.36	1,382,154.4

**Table 4. Summary of Loop Diuretic Users in the Sentinel Distributed Database (SDD) between January 1, 2000 and March 31, 2021, Cross-Stratified by Year-Quarter and Age (Years)**

	New Users	New Episodes	Adjusted Dispensings	Eligible Members <sup>1</sup>	New Users per 10,000 Eligible Members <sup>1</sup>	Eligible Member-Years <sup>1</sup>
<i>75-84 years, 2017</i>						
Quarter 1	2,300	2,300	2,300	5,761,777	3.99	1,359,257.8
Quarter 2	2,591	2,591	2,591	5,791,766	4.47	1,382,198.0
Quarter 3	2,292	2,292	2,292	5,864,387	3.91	1,412,176.6
Quarter 4	2,241	2,241	2,241	5,948,698	3.77	1,433,331.8
<i>75-84 years, 2018</i>						
Quarter 1	2,511	2,511	2,511	6,040,408	4.16	1,424,933.8
Quarter 2	2,955	2,955	2,955	6,085,963	4.86	1,452,610.9
Quarter 3	2,686	2,686	2,686	6,155,072	4.36	1,484,746.2
Quarter 4	2,667	2,667	2,667	6,208,935	4.30	1,502,267.9
<i>75-84 years, 2019</i>						
Quarter 1	2,829	2,829	2,829	6,219,633	4.55	1,471,108.9
Quarter 2	3,415	3,415	3,415	6,249,602	5.46	1,493,468.9
Quarter 3	3,047	3,047	3,047	6,314,772	4.83	1,524,343.6
Quarter 4	2,949	2,949	2,949	6,352,954	4.64	1,538,296.3
<i>75-84 years, 2020</i>						
Quarter 1	3,203	3,203	3,203	6,463,118	4.96	1,541,013.6
Quarter 2	2,939	2,939	2,939	6,491,225	4.53	1,551,319.8
Quarter 3	3,252	3,252	3,252	6,551,272	4.96	1,578,704.8
Quarter 4	3,119	3,119	3,119	6,920,350	4.51	1,591,634.6
<i>75-84 years, 2021</i>						
Quarter 1	3,204	3,204	3,204	6,125,716	5.23	1,382,620.5
<i>≥ 85 years, 2000</i>						
Quarter 1	0	0	0	0	NaN	0.0
Quarter 2	0	0	0	0	NaN	0.0
Quarter 3	0	0	0	0	NaN	0.0
Quarter 4	0	0	0	11,218	0.00	30.7
<i>≥ 85 years, 2001</i>						
Quarter 1	*****	*****	*****	*****	6.59	2,739.4
Quarter 2	*****	*****	*****	*****	4.19	2,750.1
Quarter 3	*****	*****	*****	*****	5.04	2,766.0
Quarter 4	*****	*****	*****	*****	3.39	2,754.0
<i>≥ 85 years, 2002</i>						
Quarter 1	*****	*****	*****	*****	4.25	2,653.3
Quarter 2	*****	*****	*****	*****	7.76	2,648.2
Quarter 3	11	11	11	11,594	9.49	2,683.1
Quarter 4	*****	*****	*****	*****	5.23	2,666.3

**Table 4. Summary of Loop Diuretic Users in the Sentinel Distributed Database (SDD) between January 1, 2000 and March 31, 2021, Cross-Stratified by Year-Quarter and Age (Years)**

	New Users	New Episodes	Adjusted Dispensings	Eligible Members <sup>1</sup>	New Users per 10,000 Eligible Members <sup>1</sup>	Eligible Member-Years <sup>1</sup>
<i>≥ 85 years, 2003</i>						
Quarter 1	11	11	11	11,373	9.67	2,562.1
Quarter 2	*****	*****	*****	*****	4.45	2,562.7
Quarter 3	*****	*****	*****	*****	4.45	2,609.0
Quarter 4	*****	*****	*****	*****	4.49	2,586.5
<i>≥ 85 years, 2004</i>						
Quarter 1	*****	*****	*****	*****	8.12	2,472.4
Quarter 2	*****	*****	*****	*****	6.63	2,397.4
Quarter 3	*****	*****	*****	*****	3.79	2,413.2
Quarter 4	*****	*****	*****	*****	6.69	2,391.6
<i>≥ 85 years, 2005</i>						
Quarter 1	*****	*****	*****	*****	3.87	2,310.7
Quarter 2	*****	*****	*****	*****	5.89	2,326.9
Quarter 3	*****	*****	*****	*****	4.79	2,382.5
Quarter 4	*****	*****	*****	*****	2.88	2,431.4
<i>≥ 85 years, 2006</i>						
Quarter 1	0	0	0	0	NaN	0.0
Quarter 2	0	0	0	0	NaN	0.0
Quarter 3	0	0	0	0	NaN	0.0
Quarter 4	0	0	0	0	NaN	0.0
<i>≥ 85 years, 2007</i>						
Quarter 1	37	37	37	57,314	6.46	12,931.5
Quarter 2	35	35	35	64,066	5.46	14,399.5
Quarter 3	39	39	39	64,636	6.03	15,381.6
Quarter 4	49	49	49	66,155	7.41	15,786.0
<i>≥ 85 years, 2008</i>						
Quarter 1	71	71	71	141,507	5.02	31,989.5
Quarter 2	78	78	78	141,072	5.53	33,165.7
Quarter 3	57	57	57	142,340	4.00	33,904.5
Quarter 4	63	63	63	232,615	2.71	34,597.0
<i>≥ 85 years, 2009</i>						
Quarter 1	109	109	109	223,401	4.88	51,754.4
Quarter 2	92	92	92	226,978	4.05	53,390.5
Quarter 3	112	112	112	230,393	4.86	55,023.6
Quarter 4	123	123	123	233,270	5.27	55,869.9
<i>≥ 85 years, 2010</i>						
Quarter 1	115	115	115	230,433	4.99	53,514.7
Quarter 2	103	103	103	231,619	4.45	54,662.1
Quarter 3	104	104	104	234,376	4.44	56,006.8
Quarter 4	99	99	99	236,538	4.19	56,618.4

**Table 4. Summary of Loop Diuretic Users in the Sentinel Distributed Database (SDD) between January 1, 2000 and March 31, 2021, Cross-Stratified by Year-Quarter and Age (Years)**

	New Users	New Episodes	Adjusted Dispensings	Eligible Members <sup>1</sup>	New Users per 10,000 Eligible Members <sup>1</sup>	Eligible Member-Years <sup>1</sup>
<i>≥ 85 years, 2011</i>						
Quarter 1	1,012	1,012	1,012	1,715,424	5.90	399,871.0
Quarter 2	1,034	1,034	1,034	1,715,903	6.03	404,359.2
Quarter 3	878	878	878	1,725,512	5.09	411,591.5
Quarter 4	803	803	803	1,733,515	4.63	414,933.9
<i>≥ 85 years, 2012</i>						
Quarter 1	976	976	976	1,803,865	5.41	423,970.7
Quarter 2	1,022	1,022	1,022	1,805,717	5.66	424,694.2
Quarter 3	873	873	873	1,815,236	4.81	432,320.7
Quarter 4	847	847	847	1,934,526	4.38	435,633.5
<i>≥ 85 years, 2013</i>						
Quarter 1	1,060	1,060	1,060	1,891,473	5.60	440,084.7
Quarter 2	1,103	1,103	1,103	1,882,713	5.86	443,896.0
Quarter 3	913	913	913	1,890,336	4.83	451,585.1
Quarter 4	997	997	997	1,897,299	5.25	454,332.9
<i>≥ 85 years, 2014</i>						
Quarter 1	1,155	1,155	1,155	2,144,739	5.39	501,502.0
Quarter 2	1,415	1,415	1,415	2,150,407	6.58	507,550.9
Quarter 3	1,176	1,176	1,176	2,148,678	5.47	513,840.1
Quarter 4	1,079	1,079	1,079	2,151,393	5.02	515,154.7
<i>≥ 85 years, 2015</i>						
Quarter 1	1,328	1,328	1,328	2,190,814	6.06	510,921.7
Quarter 2	1,404	1,404	1,404	2,177,048	6.45	513,685.9
Quarter 3	1,204	1,204	1,204	2,182,698	5.52	521,232.2
Quarter 4	1,212	1,212	1,212	2,187,897	5.54	524,499.1
<i>≥ 85 years, 2016</i>						
Quarter 1	1,388	1,388	1,388	2,231,051	6.22	526,348.4
Quarter 2	1,535	1,535	1,535	2,230,416	6.88	525,485.9
Quarter 3	1,269	1,269	1,269	2,235,799	5.68	534,194.0
Quarter 4	1,326	1,326	1,326	2,316,735	5.72	537,017.6
<i>≥ 85 years, 2017</i>						
Quarter 1	1,432	1,432	1,432	2,224,442	6.44	519,765.0
Quarter 2	1,551	1,551	1,551	2,210,138	7.02	522,938.6
Quarter 3	1,401	1,401	1,401	2,213,930	6.33	530,151.8
Quarter 4	1,339	1,339	1,339	2,222,605	6.02	532,748.3
<i>≥ 85 years, 2018</i>						
Quarter 1	1,540	1,540	1,540	2,228,742	6.91	520,804.2
Quarter 2	1,719	1,719	1,719	2,210,586	7.78	523,112.1
Quarter 3	1,500	1,500	1,500	2,208,474	6.79	529,311.4
Quarter 4	1,552	1,552	1,552	2,210,226	7.02	530,169.7

**Table 4. Summary of Loop Diuretic Users in the Sentinel Distributed Database (SDD) between January 1, 2000 and March 31, 2021, Cross-Stratified by Year-Quarter and Age (Years)**

	New Users	New Episodes	Adjusted Dispensings	Eligible Members <sup>1</sup>	New Users per 10,000 Eligible Members <sup>1</sup>	Eligible Member-Years <sup>1</sup>
<i>≥ 85 years, 2019</i>						
Quarter 1	1,707	1,707	1,707	2,196,324	7.77	513,960.4
Quarter 2	1,877	1,877	1,877	2,186,913	8.58	516,817.8
Quarter 3	1,684	1,684	1,684	2,193,865	7.68	524,446.5
Quarter 4	1,707	1,707	1,707	2,200,937	7.76	527,503.2
<i>≥ 85 years, 2020</i>						
Quarter 1	1,865	1,865	1,865	2,226,603	8.38	524,639.4
Quarter 2	1,540	1,540	1,540	2,220,725	6.93	524,074.7
Quarter 3	1,715	1,715	1,715	2,226,458	7.70	530,845.5
Quarter 4	1,690	1,690	1,690	2,316,443	7.30	532,651.0
<i>≥ 85 years, 2021</i>						
Quarter 1	1,795	1,795	1,795	2,065,808	8.69	463,421.7
<b><i>Ethacrynic Acid</i></b>						
<i>18-44 years, 2000</i>						
Quarter 1	0	0	0	0	NaN	0.0
Quarter 2	0	0	0	0	NaN	0.0
Quarter 3	0	0	0	0	NaN	0.0
Quarter 4	0	0	0	382,242	0.00	1,046.5
<i>18-44 years, 2001</i>						
Quarter 1	0	0	0	400,663	0.00	94,952.5
Quarter 2	*****	*****	*****	*****	0.02	97,534.8
Quarter 3	*****	*****	*****	*****	0.02	100,540.9
Quarter 4	0	0	0	421,475	0.00	102,312.5
<i>18-44 years, 2002</i>						
Quarter 1	0	0	0	397,731	0.00	94,507.5
Quarter 2	*****	*****	*****	*****	0.02	94,488.6
Quarter 3	0	0	0	395,388	0.00	95,587.0
Quarter 4	0	0	0	390,618	0.00	87,763.0
<i>18-44 years, 2003</i>						
Quarter 1	0	0	0	340,620	0.00	80,246.4
Quarter 2	0	0	0	335,240	0.00	78,847.9
Quarter 3	*****	*****	*****	*****	0.06	79,494.5
Quarter 4	0	0	0	329,609	0.00	79,094.0
<i>18-44 years, 2004</i>						
Quarter 1	0	0	0	335,075	0.00	78,444.9
Quarter 2	0	0	0	340,664	0.00	79,091.7
Quarter 3	0	0	0	342,811	0.00	79,742.0
Quarter 4	0	0	0	342,236	0.00	79,905.2



**Table 4. Summary of Loop Diuretic Users in the Sentinel Distributed Database (SDD) between January 1, 2000 and March 31, 2021, Cross-Stratified by Year-Quarter and Age (Years)**

	New Users	New Episodes	Adjusted Dispensings	Eligible Members <sup>1</sup>	New Users per 10,000 Eligible Members <sup>1</sup>	Eligible Member-Years <sup>1</sup>
<i>18-44 years, 2005</i>						
Quarter 1	*****	*****	*****	*****	0.03	77,589.4
Quarter 2	0	0	0	336,587	0.00	79,347.4
Quarter 3	0	0	0	347,285	0.00	77,657.9
Quarter 4	0	0	0	317,439	0.00	74,823.1
<i>18-44 years, 2006</i>						
Quarter 1	0	0	0	290,733	0.00	66,701.3
Quarter 2	0	0	0	290,828	0.00	67,672.7
Quarter 3	0	0	0	289,755	0.00	68,603.8
Quarter 4	0	0	0	293,539	0.00	68,804.0
<i>18-44 years, 2007</i>						
Quarter 1	*****	*****	*****	*****	0.01	825,123.4
Quarter 2	0	0	0	3,572,593	0.00	839,015.7
Quarter 3	0	0	0	3,611,710	0.00	848,765.9
Quarter 4	*****	*****	*****	*****	0.00	877,544.9
<i>18-44 years, 2008</i>						
Quarter 1	*****	*****	*****	*****	0.01	977,685.9
Quarter 2	*****	*****	*****	*****	0.01	981,307.3
Quarter 3	*****	*****	*****	*****	0.01	991,435.3
Quarter 4	*****	*****	*****	*****	0.00	1,012,553.6
<i>18-44 years, 2009</i>						
Quarter 1	*****	*****	*****	*****	0.01	2,313,944.8
Quarter 2	*****	*****	*****	*****	0.01	2,340,575.0
Quarter 3	16	16	16	10,165,687	0.02	2,376,059.6
Quarter 4	*****	*****	*****	*****	0.00	2,374,337.4
<i>18-44 years, 2010</i>						
Quarter 1	*****	*****	*****	*****	0.01	2,250,943.8
Quarter 2	*****	*****	*****	*****	0.00	2,254,223.9
Quarter 3	*****	*****	*****	*****	0.00	2,255,153.6
Quarter 4	*****	*****	*****	*****	0.01	2,233,000.2
<i>18-44 years, 2011</i>						
Quarter 1	*****	*****	*****	*****	0.01	2,350,373.8
Quarter 2	12	12	12	10,068,546	0.01	2,375,691.1
Quarter 3	*****	*****	*****	*****	0.01	2,405,164.8
Quarter 4	*****	*****	*****	*****	0.01	2,419,738.8
<i>18-44 years, 2012</i>						
Quarter 1	13	13	13	10,079,253	0.01	2,333,725.8
Quarter 2	11	11	11	10,199,037	0.01	2,338,483.9
Quarter 3	*****	*****	*****	*****	0.01	2,372,826.8
Quarter 4	*****	*****	*****	*****	0.01	2,387,357.2

**Table 4. Summary of Loop Diuretic Users in the Sentinel Distributed Database (SDD) between January 1, 2000 and March 31, 2021, Cross-Stratified by Year-Quarter and Age (Years)**

	New Users	New Episodes	Adjusted Dispensings	Eligible Members <sup>1</sup>	New Users per 10,000 Eligible Members <sup>1</sup>	Eligible Member-Years <sup>1</sup>
<i>18-44 years, 2013</i>						
Quarter 1	*****	*****	*****	*****	0.01	2,314,721.1
Quarter 2	*****	*****	*****	*****	0.01	2,334,929.8
Quarter 3	*****	*****	*****	*****	0.01	2,368,451.2
Quarter 4	*****	*****	*****	*****	0.01	2,354,676.9
<i>18-44 years, 2014</i>						
Quarter 1	*****	*****	*****	*****	0.01	2,509,220.3
Quarter 2	*****	*****	*****	*****	0.01	2,523,190.9
Quarter 3	*****	*****	*****	*****	0.00	2,566,217.7
Quarter 4	*****	*****	*****	*****	0.01	2,568,358.0
<i>18-44 years, 2015</i>						
Quarter 1	*****	*****	*****	*****	0.01	2,618,657.8
Quarter 2	*****	*****	*****	*****	0.01	2,670,298.7
Quarter 3	*****	*****	*****	*****	0.01	2,706,807.7
Quarter 4	*****	*****	*****	*****	0.00	2,709,333.3
<i>18-44 years, 2016</i>						
Quarter 1	*****	*****	*****	*****	0.01	2,698,733.9
Quarter 2	*****	*****	*****	*****	0.00	2,712,826.5
Quarter 3	*****	*****	*****	*****	0.01	2,746,022.2
Quarter 4	*****	*****	*****	*****	0.00	2,762,240.7
<i>18-44 years, 2017</i>						
Quarter 1	*****	*****	*****	*****	0.00	2,717,505.1
Quarter 2	*****	*****	*****	*****	0.00	2,746,818.0
Quarter 3	*****	*****	*****	*****	0.01	2,779,110.6
Quarter 4	*****	*****	*****	*****	0.00	2,805,732.2
<i>18-44 years, 2018</i>						
Quarter 1	27	27	27	11,574,557	0.02	2,721,322.0
Quarter 2	80	80	80	11,542,694	0.07	2,735,060.4
Quarter 3	24	24	24	11,607,514	0.02	2,749,067.0
Quarter 4	*****	*****	*****	*****	0.00	2,752,142.6
<i>18-44 years, 2019</i>						
Quarter 1	*****	*****	*****	*****	0.00	2,648,610.3
Quarter 2	*****	*****	*****	*****	0.00	2,673,121.9
Quarter 3	*****	*****	*****	*****	0.00	2,702,489.0
Quarter 4	*****	*****	*****	*****	0.00	2,706,438.3
<i>18-44 years, 2020</i>						
Quarter 1	*****	*****	*****	*****	0.00	2,544,329.6
Quarter 2	*****	*****	*****	*****	0.00	2,538,448.4
Quarter 3	*****	*****	*****	*****	0.00	2,563,699.5
Quarter 4	*****	*****	*****	*****	0.00	2,561,687.3

**Table 4. Summary of Loop Diuretic Users in the Sentinel Distributed Database (SDD) between January 1, 2000 and March 31, 2021, Cross-Stratified by Year-Quarter and Age (Years)**

	New Users	New Episodes	Adjusted Dispensings	Eligible Members <sup>1</sup>	New Users per 10,000 Eligible Members <sup>1</sup>	Eligible Member-Years <sup>1</sup>
<i>18-44 years, 2021</i>						
Quarter 1	*****	*****	*****	*****	0.00	1,242,635.3
<i>45-64 years, 2000</i>						
Quarter 1	0	0	0	0	NaN	0.0
Quarter 2	0	0	0	0	NaN	0.0
Quarter 3	0	0	0	0	NaN	0.0
Quarter 4	0	0	0	176,391	0.00	482.9
<i>45-64 years, 2001</i>						
Quarter 1	0	0	0	185,378	0.00	43,836.1
Quarter 2	*****	*****	*****	*****	0.11	44,799.3
Quarter 3	*****	*****	*****	*****	0.16	45,911.3
Quarter 4	*****	*****	*****	*****	0.10	46,657.5
<i>45-64 years, 2002</i>						
Quarter 1	*****	*****	*****	*****	0.05	45,128.0
Quarter 2	*****	*****	*****	*****	0.20	46,028.8
Quarter 3	0	0	0	196,301	0.00	47,212.6
Quarter 4	0	0	0	197,011	0.00	45,948.1
<i>45-64 years, 2003</i>						
Quarter 1	0	0	0	186,316	0.00	43,891.6
Quarter 2	0	0	0	187,557	0.00	44,243.8
Quarter 3	0	0	0	185,940	0.00	44,904.8
Quarter 4	*****	*****	*****	*****	0.05	44,724.8
<i>45-64 years, 2004</i>						
Quarter 1	0	0	0	185,731	0.00	44,166.4
Quarter 2	*****	*****	*****	*****	0.05	44,111.5
Quarter 3	*****	*****	*****	*****	0.11	44,495.4
Quarter 4	*****	*****	*****	*****	0.05	44,551.5
<i>45-64 years, 2005</i>						
Quarter 1	*****	*****	*****	*****	0.05	43,719.4
Quarter 2	*****	*****	*****	*****	0.05	44,377.0
Quarter 3	*****	*****	*****	*****	0.05	39,627.2
Quarter 4	*****	*****	*****	*****	0.07	33,401.7
<i>45-64 years, 2006</i>						
Quarter 1	*****	*****	*****	*****	0.29	22,997.1
Quarter 2	0	0	0	95,837	0.00	22,383.0
Quarter 3	0	0	0	95,134	0.00	22,634.3
Quarter 4	0	0	0	96,300	0.00	23,019.6

**Table 4. Summary of Loop Diuretic Users in the Sentinel Distributed Database (SDD) between January 1, 2000 and March 31, 2021, Cross-Stratified by Year-Quarter and Age (Years)**

	New Users	New Episodes	Adjusted Dispensings	Eligible Members <sup>1</sup>	New Users per 10,000 Eligible Members <sup>1</sup>	Eligible Member-Years <sup>1</sup>
<i>45-64 years, 2007</i>						
Quarter 1	*****	*****	*****	*****	0.02	656,055.0
Quarter 2	*****	*****	*****	*****	0.04	670,656.3
Quarter 3	*****	*****	*****	*****	0.02	679,610.7
Quarter 4	13	13	13	2,925,800	0.04	710,368.9
<i>45-64 years, 2008</i>						
Quarter 1	*****	*****	*****	*****	0.03	821,350.2
Quarter 2	12	12	12	3,552,249	0.03	830,561.1
Quarter 3	15	15	15	3,549,073	0.04	844,003.0
Quarter 4	*****	*****	*****	*****	0.02	863,913.0
<i>45-64 years, 2009</i>						
Quarter 1	35	35	35	7,925,287	0.04	1,856,818.1
Quarter 2	33	33	33	7,898,025	0.04	1,880,369.8
Quarter 3	22	22	22	7,946,669	0.03	1,909,146.6
Quarter 4	37	37	37	7,911,500	0.05	1,916,540.2
<i>45-64 years, 2010</i>						
Quarter 1	21	21	21	7,738,956	0.03	1,821,199.3
Quarter 2	50	50	50	7,694,592	0.06	1,836,929.6
Quarter 3	30	30	30	7,662,728	0.04	1,847,003.9
Quarter 4	*****	*****	*****	*****	0.03	1,841,612.3
<i>45-64 years, 2011</i>						
Quarter 1	39	39	39	9,655,381	0.04	2,282,233.7
Quarter 2	45	45	45	9,683,190	0.05	2,315,224.4
Quarter 3	47	47	47	9,730,198	0.05	2,347,628.5
Quarter 4	39	39	39	9,720,706	0.04	2,357,519.0
<i>45-64 years, 2012</i>						
Quarter 1	41	41	41	9,654,102	0.04	2,274,809.9
Quarter 2	51	51	51	9,734,290	0.05	2,279,089.7
Quarter 3	*****	*****	*****	*****	0.05	2,309,415.6
Quarter 4	*****	*****	*****	*****	0.05	2,320,967.8
<i>45-64 years, 2013</i>						
Quarter 1	*****	*****	*****	*****	0.04	2,271,009.7
Quarter 2	*****	*****	*****	*****	0.06	2,297,325.7
Quarter 3	*****	*****	*****	*****	0.06	2,335,363.5
Quarter 4	*****	*****	*****	*****	0.06	2,337,810.5
<i>45-64 years, 2014</i>						
Quarter 1	*****	*****	*****	*****	0.03	2,475,371.1
Quarter 2	*****	*****	*****	*****	0.03	2,481,862.9
Quarter 3	*****	*****	*****	*****	0.04	2,517,049.5
Quarter 4	*****	*****	*****	*****	0.03	2,509,523.5

**Table 4. Summary of Loop Diuretic Users in the Sentinel Distributed Database (SDD) between January 1, 2000 and March 31, 2021, Cross-Stratified by Year-Quarter and Age (Years)**

	New Users	New Episodes	Adjusted Dispensings	Eligible Members <sup>1</sup>	New Users per 10,000 Eligible Members <sup>1</sup>	Eligible Member-Years <sup>1</sup>
<i>45-64 years, 2015</i>						
Quarter 1	*****	*****	*****	*****	0.03	2,554,206.0
Quarter 2	*****	*****	*****	*****	0.03	2,606,076.3
Quarter 3	*****	*****	*****	*****	0.02	2,641,463.8
Quarter 4	*****	*****	*****	*****	0.03	2,649,628.5
<i>45-64 years, 2016</i>						
Quarter 1	*****	*****	*****	*****	0.02	2,663,943.6
Quarter 2	*****	*****	*****	*****	0.03	2,673,430.1
Quarter 3	*****	*****	*****	*****	0.03	2,706,933.1
Quarter 4	*****	*****	*****	*****	0.02	2,721,455.7
<i>45-64 years, 2017</i>						
Quarter 1	*****	*****	*****	*****	0.03	2,656,368.5
Quarter 2	*****	*****	*****	*****	0.03	2,681,797.0
Quarter 3	*****	*****	*****	*****	0.02	2,707,346.2
Quarter 4	22	22	22	11,225,424	0.02	2,716,498.6
<i>45-64 years, 2018</i>						
Quarter 1	49	49	49	11,019,829	0.04	2,618,467.0
Quarter 2	104	104	104	10,963,871	0.09	2,628,566.7
Quarter 3	34	34	34	10,896,916	0.03	2,638,780.0
Quarter 4	*****	*****	*****	*****	0.01	2,632,886.3
<i>45-64 years, 2019</i>						
Quarter 1	*****	*****	*****	*****	0.02	2,526,540.0
Quarter 2	*****	*****	*****	*****	0.02	2,535,891.7
Quarter 3	*****	*****	*****	*****	0.02	2,550,741.9
Quarter 4	*****	*****	*****	*****	0.01	2,543,857.3
<i>45-64 years, 2020</i>						
Quarter 1	*****	*****	*****	*****	0.01	2,445,901.6
Quarter 2	*****	*****	*****	*****	0.02	2,428,413.3
Quarter 3	*****	*****	*****	*****	0.01	2,439,275.0
Quarter 4	*****	*****	*****	*****	0.03	2,428,128.8
<i>45-64 years, 2021</i>						
Quarter 1	*****	*****	*****	*****	0.03	1,381,363.3
<i>65-74 years, 2000</i>						
Quarter 1	0	0	0	0	NaN	0.0
Quarter 2	0	0	0	0	NaN	0.0
Quarter 3	0	0	0	0	NaN	0.0
Quarter 4	0	0	0	48,535	0.00	132.9

**Table 4. Summary of Loop Diuretic Users in the Sentinel Distributed Database (SDD) between January 1, 2000 and March 31, 2021, Cross-Stratified by Year-Quarter and Age (Years)**

	New Users	New Episodes	Adjusted Dispensings	Eligible Members <sup>1</sup>	New Users per 10,000 Eligible Members <sup>1</sup>	Eligible Member-Years <sup>1</sup>
<i>65-74 years, 2001</i>						
Quarter 1	*****	*****	*****	*****	0.58	12,031.0
Quarter 2	*****	*****	*****	*****	0.19	12,294.5
Quarter 3	0	0	0	52,827	0.00	12,566.0
Quarter 4	0	0	0	53,078	0.00	12,708.4
<i>65-74 years, 2002</i>						
Quarter 1	0	0	0	53,272	0.00	12,391.9
Quarter 2	0	0	0	54,067	0.00	12,660.2
Quarter 3	0	0	0	54,967	0.00	13,018.5
Quarter 4	0	0	0	54,639	0.00	12,924.5
<i>65-74 years, 2003</i>						
Quarter 1	0	0	0	54,220	0.00	12,572.2
Quarter 2	0	0	0	53,087	0.00	12,209.1
Quarter 3	0	0	0	52,465	0.00	12,404.2
Quarter 4	0	0	0	52,226	0.00	12,395.9
<i>65-74 years, 2004</i>						
Quarter 1	0	0	0	52,491	0.00	12,215.8
Quarter 2	*****	*****	*****	*****	0.19	12,156.6
Quarter 3	0	0	0	52,210	0.00	12,144.1
Quarter 4	*****	*****	*****	*****	0.20	12,013.7
<i>65-74 years, 2005</i>						
Quarter 1	*****	*****	*****	*****	0.79	11,585.1
Quarter 2	0	0	0	49,873	0.00	11,577.3
Quarter 3	0	0	0	50,250	0.00	10,686.3
Quarter 4	0	0	0	41,251	0.00	9,635.0
<i>65-74 years, 2006</i>						
Quarter 1	0	0	0	0	NaN	0.0
Quarter 2	0	0	0	0	NaN	0.0
Quarter 3	0	0	0	0	NaN	0.0
Quarter 4	0	0	0	0	NaN	0.0
<i>65-74 years, 2007</i>						
Quarter 1	*****	*****	*****	*****	0.05	84,692.1
Quarter 2	*****	*****	*****	*****	0.05	93,421.9
Quarter 3	*****	*****	*****	*****	0.10	99,106.3
Quarter 4	*****	*****	*****	*****	0.16	102,331.2
<i>65-74 years, 2008</i>						
Quarter 1	*****	*****	*****	*****	0.08	203,875.6
Quarter 2	*****	*****	*****	*****	0.07	210,406.4
Quarter 3	*****	*****	*****	*****	0.03	215,602.3
Quarter 4	*****	*****	*****	*****	0.03	219,462.1

**Table 4. Summary of Loop Diuretic Users in the Sentinel Distributed Database (SDD) between January 1, 2000 and March 31, 2021, Cross-Stratified by Year-Quarter and Age (Years)**

	New Users	New Episodes	Adjusted Dispensings	Eligible Members <sup>1</sup>	New Users per 10,000 Eligible Members <sup>1</sup>	Eligible Member-Years <sup>1</sup>
<i>65-74 years, 2009</i>						
Quarter 1	14	14	14	1,383,692	0.10	322,078.3
Quarter 2	17	17	17	1,396,274	0.12	331,599.1
Quarter 3	16	16	16	1,411,826	0.11	339,349.6
Quarter 4	*****	*****	*****	*****	0.06	341,686.9
<i>65-74 years, 2010</i>						
Quarter 1	14	14	14	1,382,009	0.10	323,122.8
Quarter 2	*****	*****	*****	*****	0.07	328,392.1
Quarter 3	*****	*****	*****	*****	0.07	332,091.8
Quarter 4	16	16	16	1,372,990	0.12	332,507.2
<i>65-74 years, 2011</i>						
Quarter 1	90	90	90	6,359,486	0.14	1,508,804.9
Quarter 2	80	80	80	6,406,162	0.12	1,536,693.7
Quarter 3	64	64	64	6,474,967	0.10	1,567,094.1
Quarter 4	52	52	52	6,495,318	0.08	1,578,119.1
<i>65-74 years, 2012</i>						
Quarter 1	74	74	74	6,850,365	0.11	1,625,541.6
Quarter 2	74	74	74	6,919,128	0.11	1,633,917.9
Quarter 3	64	64	64	6,995,288	0.09	1,669,508.7
Quarter 4	72	72	72	7,682,626	0.09	1,690,570.0
<i>65-74 years, 2013</i>						
Quarter 1	86	86	86	7,320,652	0.12	1,732,969.7
Quarter 2	88	88	88	7,372,326	0.12	1,765,816.8
Quarter 3	92	92	92	7,471,993	0.12	1,807,045.6
Quarter 4	54	54	54	7,498,118	0.07	1,822,253.6
<i>65-74 years, 2014</i>						
Quarter 1	77	77	77	8,595,775	0.09	2,040,704.8
Quarter 2	62	62	62	8,666,038	0.07	2,077,205.6
Quarter 3	71	71	71	8,749,410	0.08	2,118,278.9
Quarter 4	76	76	76	8,769,947	0.09	2,132,626.3
<i>65-74 years, 2015</i>						
Quarter 1	61	61	61	9,176,184	0.07	2,178,997.2
Quarter 2	73	73	73	9,238,901	0.08	2,216,061.5
Quarter 3	66	66	66	9,367,119	0.07	2,266,669.9
Quarter 4	51	51	51	9,416,361	0.05	2,289,883.2
<i>65-74 years, 2016</i>						
Quarter 1	52	52	52	9,936,704	0.05	2,360,326.9
Quarter 2	48	48	48	10,054,016	0.05	2,376,174.4
Quarter 3	42	42	42	10,152,250	0.04	2,429,702.9
Quarter 4	51	51	51	10,830,617	0.05	2,455,178.5

**Table 4. Summary of Loop Diuretic Users in the Sentinel Distributed Database (SDD) between January 1, 2000 and March 31, 2021, Cross-Stratified by Year-Quarter and Age (Years)**

	New Users	New Episodes	Adjusted Dispensings	Eligible Members <sup>1</sup>	New Users per 10,000 Eligible Members <sup>1</sup>	Eligible Member-Years <sup>1</sup>
<i>65-74 years, 2017</i>						
Quarter 1	52	52	52	10,271,730	0.05	2,439,137.5
Quarter 2	55	55	55	10,319,449	0.05	2,476,998.2
Quarter 3	37	37	37	10,441,551	0.04	2,529,262.1
Quarter 4	47	47	47	10,473,221	0.04	2,543,235.1
<i>65-74 years, 2018</i>						
Quarter 1	61	61	61	10,667,966	0.06	2,532,822.3
Quarter 2	62	62	62	10,686,131	0.06	2,564,806.6
Quarter 3	31	31	31	10,797,979	0.03	2,615,644.9
Quarter 4	36	36	36	10,830,182	0.03	2,634,081.7
<i>65-74 years, 2019</i>						
Quarter 1	31	31	31	10,917,343	0.03	2,595,327.3
Quarter 2	37	37	37	10,962,596	0.03	2,633,044.2
Quarter 3	34	34	34	11,111,990	0.03	2,692,335.0
Quarter 4	30	30	30	11,148,289	0.03	2,716,017.2
<i>65-74 years, 2020</i>						
Quarter 1	44	44	44	11,531,441	0.04	2,738,794.4
Quarter 2	26	26	26	11,630,345	0.02	2,760,938.4
Quarter 3	31	31	31	11,772,076	0.03	2,820,161.0
Quarter 4	51	51	51	12,661,126	0.04	2,846,573.2
<i>65-74 years, 2021</i>						
Quarter 1	42	42	42	10,785,814	0.04	2,457,423.7
<i>75-84 years, 2000</i>						
Quarter 1	0	0	0	0	NaN	0.0
Quarter 2	0	0	0	0	NaN	0.0
Quarter 3	0	0	0	0	NaN	0.0
Quarter 4	0	0	0	22,569	0.00	61.8
<i>75-84 years, 2001</i>						
Quarter 1	*****	*****	*****	*****	0.41	5,534.2
Quarter 2	*****	*****	*****	*****	0.42	5,590.7
Quarter 3	*****	*****	*****	*****	0.41	5,664.7
Quarter 4	0	0	0	24,100	0.00	5,697.8
<i>75-84 years, 2002</i>						
Quarter 1	0	0	0	24,270	0.00	5,546.6
Quarter 2	0	0	0	24,429	0.00	5,632.7
Quarter 3	0	0	0	24,643	0.00	5,756.2
Quarter 4	0	0	0	24,577	0.00	5,796.2



**Table 4. Summary of Loop Diuretic Users in the Sentinel Distributed Database (SDD) between January 1, 2000 and March 31, 2021, Cross-Stratified by Year-Quarter and Age (Years)**

	New Users	New Episodes	Adjusted Dispensings	Eligible Members <sup>1</sup>	New Users per 10,000 Eligible Members <sup>1</sup>	Eligible Member-Years <sup>1</sup>
<i>75-84 years, 2003</i>						
Quarter 1	0	0	0	24,700	0.00	5,654.5
Quarter 2	0	0	0	24,566	0.00	5,646.0
Quarter 3	0	0	0	24,414	0.00	5,709.5
Quarter 4	*****	*****	*****	*****	0.41	5,735.7
<i>75-84 years, 2004</i>						
Quarter 1	0	0	0	24,486	0.00	5,605.7
Quarter 2	0	0	0	24,099	0.00	5,522.4
Quarter 3	0	0	0	24,119	0.00	5,578.1
Quarter 4	*****	*****	*****	*****	0.42	5,597.0
<i>75-84 years, 2005</i>						
Quarter 1	0	0	0	24,166	0.00	5,489.5
Quarter 2	0	0	0	24,151	0.00	5,572.1
Quarter 3	0	0	0	24,573	0.00	5,516.3
Quarter 4	0	0	0	23,066	0.00	5,425.4
<i>75-84 years, 2006</i>						
Quarter 1	0	0	0	0	NaN	0.0
Quarter 2	0	0	0	0	NaN	0.0
Quarter 3	0	0	0	0	NaN	0.0
Quarter 4	0	0	0	0	NaN	0.0
<i>75-84 years, 2007</i>						
Quarter 1	*****	*****	*****	*****	0.16	42,584.3
Quarter 2	*****	*****	*****	*****	0.24	47,602.9
Quarter 3	*****	*****	*****	*****	0.14	50,797.3
Quarter 4	*****	*****	*****	*****	0.09	51,861.6
<i>75-84 years, 2008</i>						
Quarter 1	*****	*****	*****	*****	0.15	110,541.9
Quarter 2	*****	*****	*****	*****	0.15	112,897.7
Quarter 3	*****	*****	*****	*****	0.11	114,762.8
Quarter 4	*****	*****	*****	*****	0.04	116,100.4
<i>75-84 years, 2009</i>						
Quarter 1	*****	*****	*****	*****	0.06	166,175.4
Quarter 2	15	15	15	716,244	0.21	170,427.3
Quarter 3	12	12	12	720,745	0.17	173,900.3
Quarter 4	16	16	16	722,896	0.22	174,780.9
<i>75-84 years, 2010</i>						
Quarter 1	13	13	13	710,113	0.18	166,466.6
Quarter 2	13	13	13	708,008	0.18	168,984.0
Quarter 3	*****	*****	*****	*****	0.11	171,594.9
Quarter 4	11	11	11	712,310	0.15	172,328.0

**Table 4. Summary of Loop Diuretic Users in the Sentinel Distributed Database (SDD) between January 1, 2000 and March 31, 2021, Cross-Stratified by Year-Quarter and Age (Years)**

	New Users	New Episodes	Adjusted Dispensings	Eligible Members <sup>1</sup>	New Users per 10,000 Eligible Members <sup>1</sup>	Eligible Member-Years <sup>1</sup>
<i>75-84 years, 2011</i>						
Quarter 1	95	95	95	4,138,111	0.23	975,075.9
Quarter 2	94	94	94	4,152,181	0.23	988,987.5
Quarter 3	88	88	88	4,167,213	0.21	1,003,293.5
Quarter 4	52	52	52	4,167,053	0.12	1,006,661.3
<i>75-84 years, 2012</i>						
Quarter 1	86	86	86	4,324,369	0.20	1,028,391.3
Quarter 2	70	70	70	4,332,237	0.16	1,028,979.0
Quarter 3	71	71	71	4,349,873	0.16	1,044,579.2
Quarter 4	63	63	63	4,670,408	0.13	1,050,157.8
<i>75-84 years, 2013</i>						
Quarter 1	87	87	87	4,521,505	0.19	1,064,546.2
Quarter 2	99	99	99	4,525,609	0.22	1,077,537.7
Quarter 3	76	76	76	4,552,527	0.17	1,095,738.5
Quarter 4	86	86	86	4,562,082	0.19	1,101,655.3
<i>75-84 years, 2014</i>						
Quarter 1	80	80	80	5,180,405	0.15	1,222,868.3
Quarter 2	72	72	72	5,208,524	0.14	1,240,502.6
Quarter 3	75	75	75	5,218,524	0.14	1,256,593.1
Quarter 4	53	53	53	5,223,457	0.10	1,262,150.7
<i>75-84 years, 2015</i>						
Quarter 1	80	80	80	5,372,498	0.15	1,266,990.8
Quarter 2	74	74	74	5,381,960	0.14	1,282,300.2
Quarter 3	60	60	60	5,421,699	0.11	1,304,463.4
Quarter 4	49	49	49	5,444,119	0.09	1,315,167.8
<i>75-84 years, 2016</i>						
Quarter 1	59	59	59	5,593,184	0.11	1,331,866.0
Quarter 2	42	42	42	5,641,198	0.07	1,339,535.2
Quarter 3	42	42	42	5,696,840	0.07	1,369,790.3
Quarter 4	48	48	48	5,976,500	0.08	1,384,232.4
<i>75-84 years, 2017</i>						
Quarter 1	46	46	46	5,771,259	0.08	1,361,336.0
Quarter 2	52	52	52	5,801,815	0.09	1,384,414.1
Quarter 3	50	50	50	5,875,086	0.09	1,414,551.2
Quarter 4	47	47	47	5,959,988	0.08	1,435,864.1
<i>75-84 years, 2018</i>						
Quarter 1	52	52	52	6,051,915	0.09	1,427,462.9
Quarter 2	67	67	67	6,098,039	0.11	1,455,274.0
Quarter 3	48	48	48	6,167,723	0.08	1,487,562.6
Quarter 4	37	37	37	6,222,102	0.06	1,505,237.3

**Table 4. Summary of Loop Diuretic Users in the Sentinel Distributed Database (SDD) between January 1, 2000 and March 31, 2021, Cross-Stratified by Year-Quarter and Age (Years)**

	New Users	New Episodes	Adjusted Dispensings	Eligible Members <sup>1</sup>	New Users per 10,000 Eligible Members <sup>1</sup>	Eligible Member-Years <sup>1</sup>
<i>75-84 years, 2019</i>						
Quarter 1	46	46	46	6,232,930	0.07	1,474,046.2
Quarter 2	30	30	30	6,263,324	0.05	1,496,526.7
Quarter 3	25	25	25	6,329,122	0.04	1,527,563.7
Quarter 4	36	36	36	6,367,849	0.06	1,541,658.6
<i>75-84 years, 2020</i>						
Quarter 1	25	25	25	6,478,258	0.04	1,544,381.1
Quarter 2	27	27	27	6,507,080	0.04	1,554,846.2
Quarter 3	32	32	32	6,567,803	0.05	1,582,417.1
Quarter 4	57	57	57	6,937,471	0.08	1,595,504.4
<i>75-84 years, 2021</i>						
Quarter 1	35	35	35	6,142,219	0.06	1,386,191.9
<i>≥ 85 years, 2000</i>						
Quarter 1	0	0	0	0	NaN	0.0
Quarter 2	0	0	0	0	NaN	0.0
Quarter 3	0	0	0	0	NaN	0.0
Quarter 4	0	0	0	11,218	0.00	30.7
<i>≥ 85 years, 2001</i>						
Quarter 1	0	0	0	12,137	0.00	2,739.4
Quarter 2	0	0	0	11,941	0.00	2,750.1
Quarter 3	0	0	0	11,895	0.00	2,766.0
Quarter 4	0	0	0	11,807	0.00	2,754.0
<i>≥ 85 years, 2002</i>						
Quarter 1	0	0	0	11,770	0.00	2,653.3
Quarter 2	0	0	0	11,596	0.00	2,648.9
Quarter 3	0	0	0	11,602	0.00	2,684.4
Quarter 4	0	0	0	11,484	0.00	2,668.1
<i>≥ 85 years, 2003</i>						
Quarter 1	0	0	0	11,382	0.00	2,564.1
Quarter 2	0	0	0	11,256	0.00	2,564.5
Quarter 3	0	0	0	11,252	0.00	2,610.8
Quarter 4	0	0	0	11,143	0.00	2,588.2
<i>≥ 85 years, 2004</i>						
Quarter 1	0	0	0	11,095	0.00	2,474.7
Quarter 2	*****	*****	*****	*****	0.95	2,400.4
Quarter 3	0	0	0	10,566	0.00	2,417.2
Quarter 4	0	0	0	10,486	0.00	2,395.7

**Table 4. Summary of Loop Diuretic Users in the Sentinel Distributed Database (SDD) between January 1, 2000 and March 31, 2021, Cross-Stratified by Year-Quarter and Age (Years)**

	New Users	New Episodes	Adjusted Dispensings	Eligible Members <sup>1</sup>	New Users per 10,000 Eligible Members <sup>1</sup>	Eligible Member-Years <sup>1</sup>
<i>≥ 85 years, 2005</i>						
Quarter 1	0	0	0	10,366	0.00	2,314.5
Quarter 2	0	0	0	10,211	0.00	2,331.4
Quarter 3	0	0	0	10,468	0.00	2,387.9
Quarter 4	*****	*****	*****	*****	0.96	2,437.3
<i>≥ 85 years, 2006</i>						
Quarter 1	0	0	0	0	NaN	0.0
Quarter 2	0	0	0	0	NaN	0.0
Quarter 3	0	0	0	0	NaN	0.0
Quarter 4	0	0	0	0	NaN	0.0
<i>≥ 85 years, 2007</i>						
Quarter 1	*****	*****	*****	*****	0.52	12,931.5
Quarter 2	*****	*****	*****	*****	0.62	14,399.5
Quarter 3	*****	*****	*****	*****	0.31	15,381.6
Quarter 4	*****	*****	*****	*****	0.15	15,786.0
<i>≥ 85 years, 2008</i>						
Quarter 1	*****	*****	*****	*****	0.14	31,989.7
Quarter 2	*****	*****	*****	*****	0.21	33,167.5
Quarter 3	*****	*****	*****	*****	0.21	33,909.3
Quarter 4	0	0	0	232,655	0.00	34,604.0
<i>≥ 85 years, 2009</i>						
Quarter 1	*****	*****	*****	*****	0.22	51,764.0
Quarter 2	*****	*****	*****	*****	0.18	53,403.9
Quarter 3	0	0	0	230,472	0.00	55,040.0
Quarter 4	*****	*****	*****	*****	0.21	55,889.7
<i>≥ 85 years, 2010</i>						
Quarter 1	*****	*****	*****	*****	0.30	53,537.8
Quarter 2	*****	*****	*****	*****	0.13	54,689.7
Quarter 3	*****	*****	*****	*****	0.17	56,038.8
Quarter 4	*****	*****	*****	*****	0.13	56,657.1
<i>≥ 85 years, 2011</i>						
Quarter 1	*****	*****	*****	*****	0.37	399,911.6
Quarter 2	57	57	57	1,716,136	0.33	404,406.6
Quarter 3	*****	*****	*****	*****	0.19	411,649.7
Quarter 4	*****	*****	*****	*****	0.30	414,999.8
<i>≥ 85 years, 2012</i>						
Quarter 1	57	57	57	1,804,250	0.32	424,041.4
Quarter 2	56	56	56	1,806,320	0.31	424,806.2
Quarter 3	53	53	53	1,816,105	0.29	432,489.7
Quarter 4	51	51	51	1,935,637	0.26	435,858.2

**Table 4. Summary of Loop Diuretic Users in the Sentinel Distributed Database (SDD) between January 1, 2000 and March 31, 2021, Cross-Stratified by Year-Quarter and Age (Years)**

	New Users	New Episodes	Adjusted Dispensings	Eligible Members <sup>1</sup>	New Users per 10,000 Eligible Members <sup>1</sup>	Eligible Member-Years <sup>1</sup>
<i>≥ 85 years, 2013</i>						
Quarter 1	60	60	60	1,892,800	0.32	440,349.9
Quarter 2	42	42	42	1,884,271	0.22	444,214.4
Quarter 3	61	61	61	1,892,205	0.32	451,975.3
Quarter 4	57	57	57	1,899,362	0.30	454,782.8
<i>≥ 85 years, 2014</i>						
Quarter 1	64	64	64	2,146,992	0.30	501,978.5
Quarter 2	46	46	46	2,152,936	0.21	508,087.2
Quarter 3	49	49	49	2,151,446	0.23	514,442.0
Quarter 4	47	47	47	2,154,395	0.22	515,816.4
<i>≥ 85 years, 2015</i>						
Quarter 1	51	51	51	2,194,080	0.23	511,613.7
Quarter 2	57	57	57	2,180,564	0.26	514,444.6
Quarter 3	46	46	46	2,186,525	0.21	522,073.8
Quarter 4	29	29	29	2,192,033	0.13	525,412.5
<i>≥ 85 years, 2016</i>						
Quarter 1	34	34	34	2,235,366	0.15	527,301.3
Quarter 2	39	39	39	2,235,063	0.17	526,490.3
Quarter 3	34	34	34	2,240,724	0.15	535,286.4
Quarter 4	38	38	38	2,321,979	0.16	538,183.5
<i>≥ 85 years, 2017</i>						
Quarter 1	40	40	40	2,229,761	0.18	520,924.1
Quarter 2	35	35	35	2,215,718	0.16	524,160.0
Quarter 3	26	26	26	2,219,846	0.12	531,472.4
Quarter 4	34	34	34	2,228,827	0.15	534,144.2
<i>≥ 85 years, 2018</i>						
Quarter 1	41	41	41	2,235,124	0.18	522,200.6
Quarter 2	34	34	34	2,217,177	0.15	524,558.6
Quarter 3	40	40	40	2,215,334	0.18	530,854.4
Quarter 4	37	37	37	2,217,409	0.17	531,789.6
<i>≥ 85 years, 2019</i>						
Quarter 1	33	33	33	2,203,644	0.15	515,571.4
Quarter 2	31	31	31	2,194,528	0.14	518,490.5
Quarter 3	15	15	15	2,201,796	0.07	526,202.4
Quarter 4	13	13	13	2,209,156	0.06	529,348.1
<i>≥ 85 years, 2020</i>						
Quarter 1	35	35	35	2,235,038	0.16	526,502.8
Quarter 2	19	19	19	2,229,446	0.09	526,012.9
Quarter 3	14	14	14	2,235,609	0.06	532,883.9
Quarter 4	36	36	36	2,325,936	0.15	534,778.3

**Table 4. Summary of Loop Diuretic Users in the Sentinel Distributed Database (SDD) between January 1, 2000 and March 31, 2021, Cross-Stratified by Year-Quarter and Age (Years)**

	New Users	New Episodes	Adjusted Dispensings	Eligible Members <sup>1</sup>	New Users per 10,000 Eligible Members <sup>1</sup>	Eligible Member-Years <sup>1</sup>
<b>≥ 85 years, 2021</b>						
Quarter 1	26	26	26	2,074,994	0.13	465,395.8
<b>First Use with 365 Days of Enrollment, and No Prior Evidence of Cancer</b>						
<i>Loop Diuretics</i>						
<b>18-44 years, 2000</b>						
Quarter 1	0	0	0	0	NaN	0.0
Quarter 2	0	0	0	0	NaN	0.0
Quarter 3	0	0	0	0	NaN	0.0
Quarter 4	95	95	97	380,569	2.50	1,041.9
<b>18-44 years, 2001</b>						
Quarter 1	5,513	5,513	5,545	400,434	137.68	93,744.1
Quarter 2	2,061	2,061	2,078	400,111	51.51	95,703.5
Quarter 3	1,581	1,581	1,596	407,217	38.82	98,346.7
Quarter 4	1,201	1,201	1,206	412,940	29.08	99,826.1
<b>18-44 years, 2002</b>						
Quarter 1	1,241	1,241	1,251	388,557	31.94	91,890.7
Quarter 2	1,642	1,642	1,650	396,530	41.41	91,639.2
Quarter 3	1,454	1,454	1,461	384,242	37.84	92,474.3
Quarter 4	1,066	1,066	1,075	378,437	28.17	84,529.2
<b>18-44 years, 2003</b>						
Quarter 1	1,044	1,044	1,052	328,766	31.76	77,063.9
Quarter 2	1,305	1,305	1,316	322,746	40.43	75,486.1
Quarter 3	1,258	1,258	1,271	319,388	39.39	75,927.2
Quarter 4	953	953	963	315,881	30.17	75,380.5
<b>18-44 years, 2004</b>						
Quarter 1	992	992	1,004	320,820	30.92	74,509.1
Quarter 2	1,227	1,227	1,236	324,462	37.82	74,777.2
Quarter 3	1,198	1,198	1,203	325,492	36.81	75,241.1
Quarter 4	1,009	1,009	1,024	324,700	31.07	75,359.8
<b>18-44 years, 2005</b>						
Quarter 1	955	955	963	320,431	29.80	73,256.9
Quarter 2	1,237	1,237	1,244	320,966	38.54	75,175.6
Quarter 3	910	910	914	331,014	27.49	73,673.4
Quarter 4	628	628	630	303,052	20.72	71,118.8
<b>18-44 years, 2006</b>						
Quarter 1	519	519	521	279,212	18.59	63,783.7
Quarter 2	680	680	682	279,296	24.35	64,670.2
Quarter 3	654	654	655	276,870	23.62	65,283.1
Quarter 4	427	427	429	278,537	15.33	64,770.3

**Table 4. Summary of Loop Diuretic Users in the Sentinel Distributed Database (SDD) between January 1, 2000 and March 31, 2021, Cross-Stratified by Year-Quarter and Age (Years)**

	New Users	New Episodes	Adjusted Dispensings	Eligible Members <sup>1</sup>	New Users per 10,000 Eligible Members <sup>1</sup>	Eligible Member-Years <sup>1</sup>
<i>18-44 years, 2007</i>						
Quarter 1	6,184	6,184	6,212	3,415,670	18.10	785,685.5
Quarter 2	3,485	3,485	3,501	3,429,207	10.16	797,752.4
Quarter 3	2,969	2,969	2,979	3,463,887	8.57	806,326.6
Quarter 4	2,154	2,154	2,167	3,528,433	6.10	833,308.8
<i>18-44 years, 2008</i>						
Quarter 1	3,692	3,692	3,711	4,077,008	9.06	928,937.9
Quarter 2	3,490	3,490	3,507	4,132,798	8.44	931,898.9
Quarter 3	3,073	3,073	3,083	4,146,167	7.41	940,924.4
Quarter 4	2,513	2,513	2,523	10,236,993	2.45	960,605.1
<i>18-44 years, 2009</i>						
Quarter 1	10,960	10,960	11,014	9,625,108	11.39	2,194,549.5
Quarter 2	7,830	7,830	7,871	9,563,438	8.19	2,216,630.7
Quarter 3	6,584	6,584	6,610	9,718,974	6.77	2,247,476.6
Quarter 4	4,692	4,692	4,715	9,482,380	4.95	2,244,146.0
<i>18-44 years, 2010</i>						
Quarter 1	5,628	5,628	5,669	9,244,034	6.09	2,127,740.6
Quarter 2	6,598	6,598	6,630	9,142,467	7.22	2,130,635.9
Quarter 3	5,746	5,746	5,769	9,173,624	6.26	2,132,312.8
Quarter 4	3,894	3,894	3,908	8,895,511	4.38	2,111,449.9
<i>18-44 years, 2011</i>						
Quarter 1	36,791	36,791	37,123	9,640,000	38.16	2,224,744.6
Quarter 2	15,304	15,304	15,387	9,612,783	15.92	2,245,140.6
Quarter 3	12,719	12,719	12,808	9,743,064	13.05	2,271,254.9
Quarter 4	9,405	9,405	9,464	9,608,076	9.79	2,284,084.9
<i>18-44 years, 2012</i>						
Quarter 1	10,695	10,695	10,771	9,606,964	11.13	2,202,772.5
Quarter 2	11,120	11,120	11,181	9,719,555	11.44	2,206,148.4
Quarter 3	10,225	10,225	10,298	9,906,614	10.32	2,238,249.1
Quarter 4	8,155	8,155	8,213	10,208,866	7.99	2,252,576.3
<i>18-44 years, 2013</i>						
Quarter 1	8,592	8,592	8,649	9,433,877	9.11	2,185,612.8
Quarter 2	10,310	10,310	10,379	9,417,518	10.95	2,205,061.6
Quarter 3	9,551	9,551	9,612	9,570,226	9.98	2,236,843.7
Quarter 4	7,435	7,435	7,477	9,340,439	7.96	2,223,265.1
<i>18-44 years, 2014</i>						
Quarter 1	9,611	9,611	9,688	10,202,046	9.42	2,372,486.0
Quarter 2	10,390	10,390	10,457	10,181,288	10.20	2,385,736.6
Quarter 3	9,730	9,730	9,785	10,364,827	9.39	2,427,078.4
Quarter 4	7,315	7,315	7,355	10,253,041	7.13	2,429,621.6

**Table 4. Summary of Loop Diuretic Users in the Sentinel Distributed Database (SDD) between January 1, 2000 and March 31, 2021, Cross-Stratified by Year-Quarter and Age (Years)**

	New Users	New Episodes	Adjusted Dispensings	Eligible Members <sup>1</sup>	New Users per 10,000 Eligible Members <sup>1</sup>	Eligible Member-Years <sup>1</sup>
<i>18-44 years, 2015</i>						
Quarter 1	9,422	9,422	9,500	10,659,057	8.84	2,480,170.7
Quarter 2	10,717	10,717	10,788	10,776,333	9.94	2,529,433.4
Quarter 3	9,674	9,674	9,737	10,912,307	8.87	2,563,423.9
Quarter 4	7,438	7,438	7,488	10,802,893	6.89	2,561,816.8
<i>18-44 years, 2016</i>						
Quarter 1	9,372	9,372	9,439	11,033,128	8.49	2,546,015.2
Quarter 2	9,731	9,731	9,809	11,156,683	8.72	2,554,483.6
Quarter 3	9,140	9,140	9,201	11,325,490	8.07	2,582,399.7
Quarter 4	7,217	7,217	7,274	12,512,823	5.77	2,596,083.9
<i>18-44 years, 2017</i>						
Quarter 1	8,454	8,454	8,544	10,999,812	7.69	2,554,323.6
Quarter 2	9,096	9,096	9,165	11,013,870	8.26	2,581,316.0
Quarter 3	8,464	8,464	8,542	11,118,732	7.61	2,610,743.0
Quarter 4	6,713	6,713	6,784	11,112,536	6.04	2,635,195.5
<i>18-44 years, 2018</i>						
Quarter 1	7,981	7,981	8,044	10,979,535	7.27	2,557,326.3
Quarter 2	8,801	8,801	8,876	10,952,702	8.04	2,569,776.0
Quarter 3	8,195	8,195	8,268	11,014,656	7.44	2,582,129.6
Quarter 4	6,444	6,444	6,516	10,881,028	5.92	2,583,978.9
<i>18-44 years, 2019</i>						
Quarter 1	7,190	7,190	7,261	10,663,970	6.74	2,487,361.4
Quarter 2	8,199	8,199	8,295	10,695,068	7.67	2,508,986.0
Quarter 3	7,813	7,813	7,890	10,830,817	7.21	2,536,489.3
Quarter 4	5,968	5,968	6,056	10,673,437	5.59	2,539,758.1
<i>18-44 years, 2020</i>						
Quarter 1	6,631	6,631	6,711	10,298,946	6.44	2,388,191.3
Quarter 2	6,785	6,785	6,865	10,364,971	6.55	2,390,782.4
Quarter 3	7,039	7,039	7,121	10,589,626	6.65	2,417,777.0
Quarter 4	5,805	5,805	5,869	11,366,094	5.11	2,415,858.9
<i>18-44 years, 2021</i>						
Quarter 1	4,793	4,793	4,843	5,050,147	9.49	1,165,981.8
<i>45-64 years, 2000</i>						
Quarter 1	0	0	0	0	NaN	0.0
Quarter 2	0	0	0	0	NaN	0.0
Quarter 3	0	0	0	0	NaN	0.0
Quarter 4	539	539	543	187,001	28.82	512.0



**Table 4. Summary of Loop Diuretic Users in the Sentinel Distributed Database (SDD) between January 1, 2000 and March 31, 2021, Cross-Stratified by Year-Quarter and Age (Years)**

	New Users	New Episodes	Adjusted Dispensings	Eligible Members <sup>1</sup>	New Users per 10,000 Eligible Members <sup>1</sup>	Eligible Member-Years <sup>1</sup>
<i>45-64 years, 2001</i>						
Quarter 1	21,070	21,070	21,266	197,516	1,066.75	42,888.6
Quarter 2	4,387	4,387	4,405	179,415	244.52	42,194.3
Quarter 3	3,381	3,381	3,416	179,426	188.43	42,693.9
Quarter 4	2,736	2,736	2,760	179,746	152.21	42,961.3
<i>45-64 years, 2002</i>						
Quarter 1	2,711	2,711	2,736	176,264	153.80	41,140.4
Quarter 2	3,236	3,236	3,276	179,380	180.40	41,572.8
Quarter 3	2,866	2,866	2,893	177,780	161.21	42,245.4
Quarter 4	2,321	2,321	2,341	176,856	131.24	40,650.8
<i>45-64 years, 2003</i>						
Quarter 1	2,302	2,302	2,331	165,420	139.16	38,493.7
Quarter 2	2,747	2,747	2,777	165,551	165.93	38,520.8
Quarter 3	2,509	2,509	2,532	162,725	154.19	38,802.3
Quarter 4	1,850	1,850	1,866	160,238	115.45	38,356.2
<i>45-64 years, 2004</i>						
Quarter 1	2,237	2,237	2,249	160,439	139.43	37,629.2
Quarter 2	2,438	2,438	2,454	159,432	152.92	37,301.8
Quarter 3	2,326	2,326	2,348	159,031	146.26	37,445.5
Quarter 4	1,994	1,994	2,012	158,338	125.93	37,346.1
<i>45-64 years, 2005</i>						
Quarter 1	2,064	2,064	2,086	158,923	129.87	36,561.7
Quarter 2	2,306	2,306	2,317	158,194	145.77	37,101.6
Quarter 3	1,508	1,508	1,516	158,792	94.97	32,852.9
Quarter 4	1,065	1,065	1,068	118,525	89.85	27,395.1
<i>45-64 years, 2006</i>						
Quarter 1	659	659	665	87,924	74.95	19,165.0
Quarter 2	673	673	681	80,490	83.61	18,645.4
Quarter 3	601	601	601	77,679	77.37	18,455.6
Quarter 4	402	402	404	75,937	52.94	17,618.2
<i>45-64 years, 2007</i>						
Quarter 1	35,434	35,434	35,641	2,514,551	140.92	579,463.9
Quarter 2	11,735	11,735	11,793	2,506,592	46.82	587,647.5
Quarter 3	8,818	8,818	8,860	2,504,479	35.21	593,192.0
Quarter 4	7,480	7,480	7,508	2,601,025	28.76	618,760.4
<i>45-64 years, 2008</i>						
Quarter 1	22,653	22,653	22,813	3,121,827	72.56	718,022.7
Quarter 2	12,831	12,831	12,899	3,162,420	40.57	723,642.0
Quarter 3	10,403	10,403	10,440	3,147,026	33.06	733,068.0
Quarter 4	9,468	9,468	9,529	7,465,614	12.68	748,718.5

**Table 4. Summary of Loop Diuretic Users in the Sentinel Distributed Database (SDD) between January 1, 2000 and March 31, 2021, Cross-Stratified by Year-Quarter and Age (Years)**

	New Users	New Episodes	Adjusted Dispensings	Eligible Members <sup>1</sup>	New Users per 10,000 Eligible Members <sup>1</sup>	Eligible Member-Years <sup>1</sup>
<i>45-64 years, 2009</i>						
Quarter 1	57,968	57,968	58,284	7,090,439	81.76	1,623,224.2
Quarter 2	26,748	26,748	26,890	7,016,575	38.12	1,635,414.7
Quarter 3	21,822	21,822	21,928	7,038,410	31.00	1,656,146.1
Quarter 4	17,096	17,096	17,182	6,990,796	24.46	1,659,163.1
<i>45-64 years, 2010</i>						
Quarter 1	21,997	21,997	22,129	6,838,312	32.17	1,577,205.9
Quarter 2	21,117	21,117	21,209	6,792,429	31.09	1,588,113.0
Quarter 3	18,443	18,443	18,546	6,753,786	27.31	1,594,199.4
Quarter 4	13,976	13,976	14,049	6,675,172	20.94	1,586,683.8
<i>45-64 years, 2011</i>						
Quarter 1	255,346	255,346	257,763	8,782,916	290.73	2,000,663.5
Quarter 2	73,173	73,173	73,674	8,572,939	85.35	2,004,640.3
Quarter 3	58,246	58,246	58,612	8,564,809	68.01	2,022,726.4
Quarter 4	44,375	44,375	44,674	8,525,229	52.05	2,024,531.6
<i>45-64 years, 2012</i>						
Quarter 1	54,460	54,460	54,876	8,464,725	64.34	1,951,139.6
Quarter 2	48,586	48,586	48,928	8,508,124	57.11	1,949,358.1
Quarter 3	45,786	45,786	46,091	8,470,811	54.05	1,970,848.2
Quarter 4	38,139	38,139	38,384	8,872,564	42.99	1,977,329.9
<i>45-64 years, 2013</i>						
Quarter 1	46,609	46,609	46,987	8,349,862	55.82	1,936,027.1
Quarter 2	45,042	45,042	45,370	8,339,761	54.01	1,954,805.9
Quarter 3	42,952	42,952	43,258	8,368,822	51.32	1,983,488.6
Quarter 4	35,014	35,014	35,246	8,331,074	42.03	1,980,686.7
<i>45-64 years, 2014</i>						
Quarter 1	57,474	57,474	58,029	9,057,045	63.46	2,102,089.9
Quarter 2	47,511	47,511	47,865	8,969,409	52.97	2,102,259.0
Quarter 3	44,456	44,456	44,774	8,991,231	49.44	2,128,237.4
Quarter 4	36,254	36,254	36,522	8,946,993	40.52	2,118,169.4
<i>45-64 years, 2015</i>						
Quarter 1	53,391	53,391	53,845	9,314,166	57.32	2,161,806.7
Quarter 2	48,480	48,480	48,851	9,391,601	51.62	2,203,011.9
Quarter 3	44,419	44,419	44,745	9,393,047	47.29	2,228,859.1
Quarter 4	37,202	37,202	37,495	9,405,755	39.55	2,227,257.8
<i>45-64 years, 2016</i>						
Quarter 1	52,905	52,905	53,364	9,670,712	54.71	2,234,343.1
Quarter 2	46,126	46,126	46,530	9,677,759	47.66	2,232,046.1
Quarter 3	43,490	43,490	43,867	9,649,651	45.07	2,251,891.7
Quarter 4	37,233	37,233	37,556	10,741,662	34.66	2,259,238.8

**Table 4. Summary of Loop Diuretic Users in the Sentinel Distributed Database (SDD) between January 1, 2000 and March 31, 2021, Cross-Stratified by Year-Quarter and Age (Years)**

	New Users	New Episodes	Adjusted Dispensings	Eligible Members <sup>1</sup>	New Users per 10,000 Eligible Members <sup>1</sup>	Eligible Member-Years <sup>1</sup>
<i>45-64 years, 2017</i>						
Quarter 1	48,527	48,527	49,030	9,521,282	50.97	2,207,486.8
Quarter 2	44,019	44,019	44,367	9,481,033	46.43	2,223,484.3
Quarter 3	40,716	40,716	41,138	9,445,047	43.11	2,240,241.7
Quarter 4	35,512	35,512	35,845	9,485,521	37.44	2,243,562.0
<i>45-64 years, 2018</i>						
Quarter 1	45,407	45,407	45,942	9,311,710	48.76	2,164,315.4
Quarter 2	42,421	42,421	42,844	9,251,374	45.85	2,168,404.7
Quarter 3	39,104	39,104	39,466	9,175,070	42.62	2,172,614.3
Quarter 4	33,781	33,781	34,130	9,136,014	36.98	2,164,359.9
<i>45-64 years, 2019</i>						
Quarter 1	42,406	42,406	42,955	8,943,264	47.42	2,078,387.2
Quarter 2	39,565	39,565	40,032	8,892,069	44.49	2,080,939.7
Quarter 3	37,078	37,078	37,515	8,839,522	41.95	2,089,081.4
Quarter 4	31,128	31,128	31,545	8,767,058	35.51	2,079,831.8
<i>45-64 years, 2020</i>						
Quarter 1	41,491	41,491	42,044	8,644,923	47.99	2,003,479.9
Quarter 2	36,227	36,227	36,787	8,638,378	41.94	2,003,756.1
Quarter 3	36,455	36,455	36,986	8,682,091	41.99	2,018,657.7
Quarter 4	30,655	30,655	31,029	9,363,727	32.74	2,010,205.0
<i>45-64 years, 2021</i>						
Quarter 1	30,262	30,262	30,563	5,026,218	60.21	1,131,957.6
<i>65-74 years, 2000</i>						
Quarter 1	0	0	0	0	NaN	0.0
Quarter 2	0	0	0	0	NaN	0.0
Quarter 3	0	0	0	0	NaN	0.0
Quarter 4	429	429	435	54,513	78.70	149.2
<i>65-74 years, 2001</i>						
Quarter 1	10,548	10,548	10,635	58,589	1,800.34	11,725.5
Quarter 2	1,903	1,903	1,909	48,839	389.65	11,177.3
Quarter 3	1,382	1,382	1,398	48,014	287.83	11,185.1
Quarter 4	1,208	1,208	1,220	47,510	254.26	11,138.1
<i>65-74 years, 2002</i>						
Quarter 1	1,216	1,216	1,226	46,985	258.81	10,718.5
Quarter 2	1,243	1,243	1,254	47,017	264.37	10,803.2
Quarter 3	1,094	1,094	1,098	47,159	231.98	10,965.5
Quarter 4	904	904	910	46,232	195.54	10,734.5

**Table 4. Summary of Loop Diuretic Users in the Sentinel Distributed Database (SDD) between January 1, 2000 and March 31, 2021, Cross-Stratified by Year-Quarter and Age (Years)**

	New Users	New Episodes	Adjusted Dispensings	Eligible Members <sup>1</sup>	New Users per 10,000 Eligible Members <sup>1</sup>	Eligible Member-Years <sup>1</sup>
<i>65-74 years, 2003</i>						
Quarter 1	924	924	927	45,272	204.10	10,319.3
Quarter 2	1,103	1,103	1,118	43,820	251.71	9,885.6
Quarter 3	926	926	931	42,856	216.07	9,947.1
Quarter 4	794	794	798	42,257	187.90	9,848.7
<i>65-74 years, 2004</i>						
Quarter 1	1,014	1,014	1,015	41,985	241.51	9,593.3
Quarter 2	910	910	914	41,645	218.51	9,467.2
Quarter 3	953	953	962	41,121	231.76	9,378.1
Quarter 4	701	701	713	40,029	175.12	9,207.4
<i>65-74 years, 2005</i>						
Quarter 1	744	744	750	39,446	188.61	8,820.4
Quarter 2	850	850	860	38,554	220.47	8,762.0
Quarter 3	602	602	604	38,542	156.19	8,022.4
Quarter 4	537	537	538	31,230	171.95	7,161.6
<i>65-74 years, 2006</i>						
Quarter 1	0	0	0	0	NaN	0.0
Quarter 2	0	0	0	0	NaN	0.0
Quarter 3	0	0	0	0	NaN	0.0
Quarter 4	0	0	0	0	NaN	0.0
<i>65-74 years, 2007</i>						
Quarter 1	15,936	15,936	16,043	306,721	519.56	65,728.5
Quarter 2	4,933	4,933	4,961	321,058	153.65	70,625.1
Quarter 3	3,240	3,240	3,260	322,211	100.56	74,175.1
Quarter 4	2,729	2,729	2,745	329,320	82.87	76,044.1
<i>65-74 years, 2008</i>						
Quarter 1	26,643	26,643	26,788	734,951	362.51	159,642.4
Quarter 2	9,529	9,529	9,571	716,162	133.06	162,141.9
Quarter 3	6,994	6,994	7,030	712,300	98.19	164,444.3
Quarter 4	6,162	6,162	6,199	1,182,804	52.10	166,173.9
<i>65-74 years, 2009</i>						
Quarter 1	26,098	26,098	26,264	1,103,227	236.56	245,599.8
Quarter 2	13,220	13,220	13,310	1,092,440	121.01	249,719.5
Quarter 3	10,193	10,193	10,262	1,094,504	93.13	253,478.3
Quarter 4	8,547	8,547	8,608	1,087,988	78.56	253,463.1
<i>65-74 years, 2010</i>						
Quarter 1	12,383	12,383	12,493	1,067,039	116.05	240,356.3
Quarter 2	10,091	10,091	10,154	1,056,542	95.51	243,140.2
Quarter 3	8,349	8,349	8,402	1,053,367	79.26	244,658.3
Quarter 4	7,075	7,075	7,130	1,043,468	67.80	243,763.0

**Table 4. Summary of Loop Diuretic Users in the Sentinel Distributed Database (SDD) between January 1, 2000 and March 31, 2021, Cross-Stratified by Year-Quarter and Age (Years)**

	<b>New Users</b>	<b>New Episodes</b>	<b>Adjusted Dispensings</b>	<b>Eligible Members<sup>1</sup></b>	<b>New Users per 10,000 Eligible Members<sup>1</sup></b>	<b>Eligible Member-Years<sup>1</sup></b>
<i>65-74 years, 2011</i>						
Quarter 1	388,508	388,508	391,661	5,261,441	738.41	1,151,242.5
Quarter 2	100,747	100,747	101,426	4,932,247	204.26	1,132,335.5
Quarter 3	73,429	73,429	73,933	4,911,381	149.51	1,140,914.8
Quarter 4	58,846	58,846	59,250	4,879,117	120.61	1,139,028.7
<i>65-74 years, 2012</i>						
Quarter 1	81,538	81,538	82,164	5,148,173	158.38	1,170,087.6
Quarter 2	64,761	64,761	65,249	5,156,364	125.59	1,167,365.1
Quarter 3	57,564	57,564	57,966	5,181,330	111.10	1,186,739.4
Quarter 4	51,619	51,619	51,980	5,691,361	90.70	1,196,856.9
<i>65-74 years, 2013</i>						
Quarter 1	74,070	74,070	74,735	5,402,395	137.11	1,227,270.0
Quarter 2	63,269	63,269	63,757	5,412,886	116.89	1,243,775.0
Quarter 3	57,928	57,928	58,347	5,452,145	106.25	1,266,995.1
Quarter 4	48,979	48,979	49,355	5,439,364	90.05	1,271,135.6
<i>65-74 years, 2014</i>						
Quarter 1	101,299	101,299	102,292	6,281,975	161.25	1,429,873.7
Quarter 2	72,041	72,041	72,650	6,285,426	114.62	1,444,458.3
Quarter 3	63,150	63,150	63,640	6,303,453	100.18	1,465,496.8
Quarter 4	54,219	54,219	54,618	6,286,050	86.25	1,468,621.5
<i>65-74 years, 2015</i>						
Quarter 1	78,573	78,573	79,318	6,582,326	119.37	1,502,107.8
Quarter 2	69,143	69,143	69,729	6,607,878	104.64	1,520,526.7
Quarter 3	63,755	63,755	64,293	6,670,985	95.57	1,549,243.7
Quarter 4	55,386	55,386	55,891	6,680,094	82.91	1,559,090.1
<i>65-74 years, 2016</i>						
Quarter 1	80,251	80,251	81,053	7,070,987	113.49	1,609,051.6
Quarter 2	68,376	68,376	68,985	7,132,341	95.87	1,612,732.2
Quarter 3	64,170	64,170	64,773	7,181,774	89.35	1,646,010.3
Quarter 4	56,452	56,452	56,989	7,679,589	73.51	1,660,335.5
<i>65-74 years, 2017</i>						
Quarter 1	76,730	76,730	77,513	7,251,297	105.82	1,651,933.0
Quarter 2	67,450	67,450	68,077	7,255,294	92.97	1,670,602.3
Quarter 3	63,648	63,648	64,272	7,314,751	87.01	1,701,317.8
Quarter 4	55,323	55,323	55,884	7,316,801	75.61	1,705,454.9
<i>65-74 years, 2018</i>						
Quarter 1	72,570	72,570	73,423	7,469,645	97.15	1,702,775.2
Quarter 2	67,675	67,675	68,439	7,471,479	90.58	1,718,904.1
Quarter 3	63,042	63,042	63,668	7,523,228	83.80	1,748,613.0
Quarter 4	55,178	55,178	55,794	7,523,253	73.34	1,755,968.4

**Table 4. Summary of Loop Diuretic Users in the Sentinel Distributed Database (SDD) between January 1, 2000 and March 31, 2021, Cross-Stratified by Year-Quarter and Age (Years)**

	New Users	New Episodes	Adjusted Dispensings	Eligible Members <sup>1</sup>	New Users per 10,000 Eligible Members <sup>1</sup>	Eligible Member-Years <sup>1</sup>
<i>65-74 years, 2019</i>						
Quarter 1	70,838	70,838	71,816	7,598,124	93.23	1,733,697.5
Quarter 2	66,585	66,585	67,428	7,609,603	87.50	1,750,608.3
Quarter 3	62,533	62,533	63,312	7,677,236	81.45	1,783,813.5
Quarter 4	54,626	54,626	55,365	7,666,319	71.25	1,792,384.9
<i>65-74 years, 2020</i>						
Quarter 1	77,231	77,231	78,293	7,967,681	96.93	1,811,923.7
Quarter 2	62,016	62,016	62,943	8,096,562	76.60	1,855,895.0
Quarter 3	65,661	65,661	66,561	8,336,599	78.76	1,906,566.1
Quarter 4	57,859	57,859	58,610	9,052,659	63.91	1,928,062.1
<i>65-74 years, 2021</i>						
Quarter 1	65,210	65,210	65,846	7,595,419	85.85	1,656,444.6
<i>75-84 years, 2000</i>						
Quarter 1	0	0	0	0	NaN	0.0
Quarter 2	0	0	0	0	NaN	0.0
Quarter 3	0	0	0	0	NaN	0.0
Quarter 4	742	742	747	27,422	270.59	75.1
<i>75-84 years, 2001</i>						
Quarter 1	7,179	7,179	7,227	29,752	2,412.95	5,570.0
Quarter 2	1,274	1,274	1,280	22,849	557.57	5,116.4
Quarter 3	1,029	1,029	1,037	22,255	462.37	5,054.3
Quarter 4	870	870	876	21,753	399.94	4,986.8
<i>75-84 years, 2002</i>						
Quarter 1	829	829	834	21,488	385.80	4,781.1
Quarter 2	850	850	858	21,284	399.36	4,787.8
Quarter 3	788	788	792	21,145	372.66	4,803.8
Quarter 4	686	686	692	20,717	331.13	4,752.3
<i>75-84 years, 2003</i>						
Quarter 1	695	695	703	20,524	338.63	4,584.1
Quarter 2	804	804	809	20,147	399.07	4,511.1
Quarter 3	741	741	750	19,825	373.77	4,503.9
Quarter 4	591	591	594	19,551	302.29	4,489.3
<i>75-84 years, 2004</i>						
Quarter 1	824	824	828	19,570	421.05	4,341.4
Quarter 2	723	723	726	19,070	379.13	4,231.3
Quarter 3	702	702	704	18,906	371.31	4,232.5
Quarter 4	618	618	621	18,677	330.89	4,210.4

**Table 4. Summary of Loop Diuretic Users in the Sentinel Distributed Database (SDD) between January 1, 2000 and March 31, 2021, Cross-Stratified by Year-Quarter and Age (Years)**

	New Users	New Episodes	Adjusted Dispensings	Eligible Members <sup>1</sup>	New Users per 10,000 Eligible Members <sup>1</sup>	Eligible Member-Years <sup>1</sup>
<i>75-84 years, 2005</i>						
Quarter 1	579	579	583	18,664	310.22	4,095.8
Quarter 2	654	654	657	18,485	353.80	4,135.3
Quarter 3	587	587	591	18,759	312.92	4,079.8
Quarter 4	528	528	531	17,422	303.07	3,994.2
<i>75-84 years, 2006</i>						
Quarter 1	0	0	0	0	NaN	0.0
Quarter 2	0	0	0	0	NaN	0.0
Quarter 3	0	0	0	0	NaN	0.0
Quarter 4	0	0	0	0	NaN	0.0
<i>75-84 years, 2007</i>						
Quarter 1	15,584	15,584	15,663	152,919	1,019.10	31,542.2
Quarter 2	4,897	4,897	4,932	155,136	315.66	33,500.9
Quarter 3	3,085	3,085	3,099	152,827	201.86	35,070.9
Quarter 4	2,557	2,557	2,574	153,528	166.55	35,337.1
<i>75-84 years, 2008</i>						
Quarter 1	23,449	23,449	23,579	374,536	626.08	80,254.3
Quarter 2	7,924	7,924	7,964	351,985	225.12	79,781.8
Quarter 3	5,670	5,670	5,701	346,831	163.48	79,951.8
Quarter 4	5,347	5,347	5,376	558,286	95.78	80,104.0
<i>75-84 years, 2009</i>						
Quarter 1	23,759	23,759	23,948	528,821	449.28	116,391.5
Quarter 2	10,789	10,789	10,856	515,481	209.30	116,906.1
Quarter 3	7,832	7,832	7,895	511,087	153.24	117,797.9
Quarter 4	6,824	6,824	6,861	506,842	134.64	117,239.0
<i>75-84 years, 2010</i>						
Quarter 1	9,879	9,879	9,948	498,971	197.99	111,671.4
Quarter 2	8,018	8,018	8,083	493,146	162.59	112,468.7
Quarter 3	6,371	6,371	6,410	491,129	129.72	113,319.9
Quarter 4	5,696	5,696	5,726	488,096	116.70	113,050.0
<i>75-84 years, 2011</i>						
Quarter 1	427,221	427,221	430,346	3,417,587	1,250.07	713,429.5
Quarter 2	98,552	98,552	99,207	3,021,632	326.15	681,698.0
Quarter 3	69,720	69,720	70,141	2,960,270	235.52	678,052.0
Quarter 4	56,932	56,932	57,294	2,914,746	195.32	671,227.6
<i>75-84 years, 2012</i>						
Quarter 1	75,314	75,314	75,898	3,014,530	249.84	681,384.5
Quarter 2	58,307	58,307	58,747	2,980,460	195.63	673,752.8
Quarter 3	49,693	49,693	49,975	2,958,580	167.96	677,301.9
Quarter 4	44,232	44,232	44,545	3,166,329	139.69	675,253.7

**Table 4. Summary of Loop Diuretic Users in the Sentinel Distributed Database (SDD) between January 1, 2000 and March 31, 2021, Cross-Stratified by Year-Quarter and Age (Years)**

	<b>New Users</b>	<b>New Episodes</b>	<b>Adjusted Dispensings</b>	<b>Eligible Members<sup>1</sup></b>	<b>New Users per 10,000 Eligible Members<sup>1</sup></b>	<b>Eligible Member-Years<sup>1</sup></b>
<i>75-84 years, 2013</i>						
Quarter 1	63,782	63,782	64,326	3,042,829	209.61	682,814.8
Quarter 2	52,952	52,952	53,347	3,017,279	175.50	684,272.9
Quarter 3	45,759	45,759	46,092	3,003,902	152.33	689,854.6
Quarter 4	40,020	40,020	40,335	2,980,305	134.28	687,590.6
<i>75-84 years, 2014</i>						
Quarter 1	92,976	92,976	93,997	3,427,269	271.28	768,048.5
Quarter 2	60,654	60,654	61,128	3,393,166	178.75	768,332.8
Quarter 3	49,630	49,630	49,991	3,358,811	147.76	770,289.7
Quarter 4	43,722	43,722	44,036	3,332,065	131.22	767,720.6
<i>75-84 years, 2015</i>						
Quarter 1	62,605	62,605	63,198	3,420,751	183.02	769,660.2
Quarter 2	54,285	54,285	54,767	3,407,832	159.29	772,472.5
Quarter 3	47,351	47,351	47,763	3,404,920	139.07	779,732.1
Quarter 4	42,392	42,392	42,755	3,392,081	124.97	780,401.4
<i>75-84 years, 2016</i>						
Quarter 1	59,532	59,532	60,170	3,485,903	170.78	789,868.0
Quarter 2	50,964	50,964	51,465	3,500,911	145.57	788,952.4
Quarter 3	45,887	45,887	46,332	3,513,077	130.62	802,388.4
Quarter 4	41,585	41,585	42,046	3,682,790	112.92	806,641.7
<i>75-84 years, 2017</i>						
Quarter 1	57,147	57,147	57,802	3,529,978	161.89	792,560.8
Quarter 2	49,420	49,420	49,887	3,525,633	140.17	799,891.8
Quarter 3	44,333	44,333	44,796	3,543,843	125.10	811,910.1
Quarter 4	40,189	40,189	40,620	3,570,203	112.57	818,376.8
<i>75-84 years, 2018</i>						
Quarter 1	52,486	52,486	53,141	3,627,148	144.70	814,395.4
Quarter 2	49,982	49,982	50,517	3,642,948	137.20	825,000.4
Quarter 3	43,679	43,679	44,131	3,657,183	119.43	837,950.9
Quarter 4	40,086	40,086	40,558	3,664,039	109.40	842,656.1
<i>75-84 years, 2019</i>						
Quarter 1	50,495	50,495	51,185	3,669,377	137.61	825,420.4
Quarter 2	48,718	48,718	49,286	3,674,325	132.59	831,989.9
Quarter 3	43,760	43,760	44,302	3,681,354	118.87	843,420.3
Quarter 4	39,150	39,150	39,684	3,671,668	106.63	845,338.3
<i>75-84 years, 2020</i>						
Quarter 1	55,558	55,558	56,327	3,756,673	147.89	849,381.2
Quarter 2	44,117	44,117	44,786	3,813,005	115.70	872,352.1
Quarter 3	44,872	44,872	45,473	3,930,413	114.17	893,144.3
Quarter 4	41,048	41,048	41,593	4,205,986	97.59	902,714.7



**Table 4. Summary of Loop Diuretic Users in the Sentinel Distributed Database (SDD) between January 1, 2000 and March 31, 2021, Cross-Stratified by Year-Quarter and Age (Years)**

	New Users	New Episodes	Adjusted Dispensings	Eligible Members <sup>1</sup>	New Users per 10,000 Eligible Members <sup>1</sup>	Eligible Member-Years <sup>1</sup>
<i>75-84 years, 2021</i>						
Quarter 1	45,798	45,798	46,215	3,660,774	125.10	781,981.0
<i>≥ 85 years, 2000</i>						
Quarter 1	0	0	0	0	NaN	0.0
Quarter 2	0	0	0	0	NaN	0.0
Quarter 3	0	0	0	0	NaN	0.0
Quarter 4	970	970	976	15,089	642.85	41.3
<i>≥ 85 years, 2001</i>						
Quarter 1	4,568	4,568	4,595	16,344	2,794.91	2,928.5
Quarter 2	758	758	766	11,774	643.79	2,612.2
Quarter 3	620	620	622	11,291	549.11	2,545.2
Quarter 4	534	534	536	10,987	486.03	2,482.0
<i>≥ 85 years, 2002</i>						
Quarter 1	551	551	554	10,777	511.27	2,350.0
Quarter 2	567	567	574	10,476	541.24	2,315.2
Quarter 3	538	538	542	10,303	522.18	2,308.7
Quarter 4	464	464	467	10,003	463.86	2,253.4
<i>≥ 85 years, 2003</i>						
Quarter 1	439	439	441	9,768	449.43	2,140.7
Quarter 2	486	486	487	9,533	509.81	2,114.3
Quarter 3	455	455	458	9,387	484.71	2,112.6
Quarter 4	416	416	418	9,188	452.76	2,066.7
<i>≥ 85 years, 2004</i>						
Quarter 1	534	534	538	9,113	585.98	1,951.1
Quarter 2	469	469	474	8,569	547.32	1,872.5
Quarter 3	484	484	486	8,450	572.78	1,851.9
Quarter 4	419	419	424	8,243	508.31	1,812.2
<i>≥ 85 years, 2005</i>						
Quarter 1	415	415	417	8,142	509.70	1,737.5
Quarter 2	389	389	393	7,979	487.53	1,741.1
Quarter 3	374	374	374	8,117	460.76	1,786.8
Quarter 4	362	362	362	8,081	447.96	1,802.7
<i>≥ 85 years, 2006</i>						
Quarter 1	0	0	0	0	NaN	0.0
Quarter 2	0	0	0	0	NaN	0.0
Quarter 3	0	0	0	0	NaN	0.0
Quarter 4	0	0	0	0	NaN	0.0

**Table 4. Summary of Loop Diuretic Users in the Sentinel Distributed Database (SDD) between January 1, 2000 and March 31, 2021, Cross-Stratified by Year-Quarter and Age (Years)**

	New Users	New Episodes	Adjusted Dispensings	Eligible Members <sup>1</sup>	New Users per 10,000 Eligible Members <sup>1</sup>	Eligible Member-Years <sup>1</sup>
<i>≥ 85 years, 2007</i>						
Quarter 1	10,390	10,390	10,443	55,748	1,863.74	10,692.0
Quarter 2	3,160	3,160	3,172	52,069	606.89	10,915.8
Quarter 3	1,890	1,890	1,898	50,107	377.19	11,311.3
Quarter 4	1,615	1,615	1,623	50,080	322.48	11,383.6
<i>≥ 85 years, 2008</i>						
Quarter 1	12,076	12,076	12,150	117,782	1,025.28	24,047.5
Quarter 2	3,994	3,994	4,012	106,875	373.71	23,840.9
Quarter 3	2,993	2,993	3,016	105,131	284.69	23,896.9
Quarter 4	3,018	3,018	3,043	181,904	165.91	24,062.2
<i>≥ 85 years, 2009</i>						
Quarter 1	13,797	13,797	13,893	175,356	786.80	37,524.6
Quarter 2	5,678	5,678	5,721	167,117	339.76	37,388.7
Quarter 3	4,367	4,367	4,385	166,233	262.70	37,867.0
Quarter 4	3,963	3,963	3,986	165,642	239.25	37,979.4
<i>≥ 85 years, 2010</i>						
Quarter 1	5,579	5,579	5,623	163,896	340.40	36,254.2
Quarter 2	4,312	4,312	4,334	162,444	265.45	36,590.1
Quarter 3	3,675	3,675	3,697	162,564	226.06	37,122.1
Quarter 4	3,396	3,396	3,418	162,438	209.06	37,203.3
<i>≥ 85 years, 2011</i>						
Quarter 1	360,509	360,509	362,756	1,672,864	2,155.04	322,256.0
Quarter 2	70,007	70,007	70,401	1,327,625	527.31	294,841.6
Quarter 3	50,266	50,266	50,552	1,290,764	389.43	291,911.7
Quarter 4	43,938	43,938	44,187	1,269,117	346.21	288,895.0
<i>≥ 85 years, 2012</i>						
Quarter 1	57,882	57,882	58,277	1,314,025	440.49	292,051.4
Quarter 2	43,446	43,446	43,708	1,285,350	338.01	287,397.2
Quarter 3	37,391	37,391	37,594	1,271,886	293.98	288,405.7
Quarter 4	35,199	35,199	35,444	1,352,509	260.25	287,362.2
<i>≥ 85 years, 2013</i>						
Quarter 1	50,369	50,369	50,746	1,309,610	384.61	289,380.5
Quarter 2	39,859	39,859	40,111	1,281,743	310.97	287,788.8
Quarter 3	34,768	34,768	35,003	1,272,073	273.32	289,607.3
Quarter 4	31,642	31,642	31,825	1,259,160	251.29	288,205.3
<i>≥ 85 years, 2014</i>						
Quarter 1	72,388	72,388	73,121	1,463,021	494.78	322,087.9
Quarter 2	44,767	44,767	45,076	1,423,749	314.43	319,159.3
Quarter 3	37,383	37,383	37,616	1,402,246	266.59	318,803.8
Quarter 4	34,581	34,581	34,859	1,385,510	249.59	316,553.5

**Table 4. Summary of Loop Diuretic Users in the Sentinel Distributed Database (SDD) between January 1, 2000 and March 31, 2021, Cross-Stratified by Year-Quarter and Age (Years)**

	New Users	New Episodes	Adjusted Dispensings	Eligible Members <sup>1</sup>	New Users per 10,000 Eligible Members <sup>1</sup>	Eligible Member-Years <sup>1</sup>
<i>≥ 85 years, 2015</i>						
Quarter 1	47,341	47,341	47,718	1,410,847	335.55	313,112.3
Quarter 2	39,391	39,391	39,692	1,387,388	283.92	311,345.6
Quarter 3	34,914	34,914	35,123	1,378,797	253.22	312,990.2
Quarter 4	32,406	32,406	32,658	1,368,004	236.89	312,293.8
<i>≥ 85 years, 2016</i>						
Quarter 1	43,998	43,998	44,436	1,397,164	314.91	313,039.5
Quarter 2	36,966	36,966	37,276	1,386,098	266.69	309,737.2
Quarter 3	33,020	33,020	33,286	1,379,239	239.41	312,557.5
Quarter 4	31,627	31,627	31,875	1,429,348	221.27	312,253.5
<i>≥ 85 years, 2017</i>						
Quarter 1	41,529	41,529	41,941	1,360,677	305.21	302,071.4
Quarter 2	34,845	34,845	35,133	1,337,942	260.44	300,903.8
Quarter 3	30,947	30,947	31,252	1,330,690	232.56	302,868.6
Quarter 4	29,061	29,061	29,324	1,325,114	219.31	302,250.2
<i>≥ 85 years, 2018</i>						
Quarter 1	38,299	38,299	38,719	1,333,004	287.31	296,040.9
Quarter 2	33,832	33,832	34,156	1,313,881	257.50	295,160.1
Quarter 3	29,789	29,789	30,077	1,302,786	228.66	296,561.8
Quarter 4	27,920	27,920	28,233	1,293,758	215.81	295,161.5
<i>≥ 85 years, 2019</i>						
Quarter 1	34,191	34,191	34,625	1,287,039	265.66	286,372.1
Quarter 2	32,470	32,470	32,853	1,274,295	254.81	285,661.2
Quarter 3	28,401	28,401	28,716	1,267,581	224.06	287,594.2
Quarter 4	26,713	26,713	27,051	1,258,685	212.23	287,181.3
<i>≥ 85 years, 2020</i>						
Quarter 1	35,618	35,618	36,103	1,283,120	277.59	286,534.6
Quarter 2	27,717	27,717	28,021	1,290,411	214.79	291,365.4
Quarter 3	27,814	27,814	28,149	1,323,174	210.21	297,432.7
Quarter 4	27,170	27,170	27,501	1,402,923	193.67	300,442.2
<i>≥ 85 years, 2021</i>						
Quarter 1	30,648	30,648	30,942	1,236,656	247.83	263,023.5
<b>Bumetanide</b>						
<i>18-44 years, 2000</i>						
Quarter 1	0	0	0	0	NaN	0.0
Quarter 2	0	0	0	0	NaN	0.0
Quarter 3	0	0	0	0	NaN	0.0
Quarter 4	*****	*****	*****	*****	0.03	1,041.9

**Table 4. Summary of Loop Diuretic Users in the Sentinel Distributed Database (SDD) between January 1, 2000 and March 31, 2021, Cross-Stratified by Year-Quarter and Age (Years)**

	New Users	New Episodes	Adjusted Dispensings	Eligible Members <sup>1</sup>	New Users per 10,000 Eligible Members <sup>1</sup>	Eligible Member-Years <sup>1</sup>
<i>18-44 years, 2001</i>						
Quarter 1	146	146	146	400,527	3.65	94,645.4
Quarter 2	68	68	68	405,350	1.68	97,229.9
Quarter 3	55	55	55	414,121	1.33	100,233.7
Quarter 4	41	41	41	420,941	0.97	101,938.0
<i>18-44 years, 2002</i>						
Quarter 1	59	59	59	397,158	1.49	94,084.5
Quarter 2	79	79	79	405,870	1.95	94,075.5
Quarter 3	59	59	59	394,516	1.50	95,170.0
Quarter 4	50	50	50	389,514	1.28	87,290.4
<i>18-44 years, 2003</i>						
Quarter 1	47	47	47	339,738	1.38	79,796.9
Quarter 2	56	56	56	334,091	1.68	78,365.9
Quarter 3	63	63	63	331,414	1.90	78,997.5
Quarter 4	61	61	61	328,457	1.86	78,549.2
<i>18-44 years, 2004</i>						
Quarter 1	46	46	46	333,697	1.38	77,691.9
Quarter 2	67	67	67	337,624	1.98	78,063.2
Quarter 3	56	56	56	339,138	1.65	78,678.9
Quarter 4	39	39	39	338,759	1.15	78,876.2
<i>18-44 years, 2005</i>						
Quarter 1	57	57	57	334,726	1.70	76,734.0
Quarter 2	50	50	50	335,464	1.49	78,807.0
Quarter 3	36	36	36	346,095	1.04	77,296.1
Quarter 4	25	25	25	316,941	0.79	74,522.2
<i>18-44 years, 2006</i>						
Quarter 1	23	23	23	289,981	0.79	66,343.0
Quarter 2	21	21	21	289,655	0.73	67,221.4
Quarter 3	20	20	20	287,176	0.70	67,858.5
Quarter 4	13	13	13	288,805	0.45	67,250.9
<i>18-44 years, 2007</i>						
Quarter 1	266	266	266	3,425,445	0.78	788,839.7
Quarter 2	135	135	135	3,444,002	0.39	801,669.4
Quarter 3	108	108	108	3,480,661	0.31	810,727.7
Quarter 4	84	84	84	3,546,856	0.24	837,991.8
<i>18-44 years, 2008</i>						
Quarter 1	161	161	161	4,095,627	0.39	933,807.9
Quarter 2	151	151	151	4,153,410	0.36	937,136.3
Quarter 3	124	124	124	4,168,101	0.30	946,521.4
Quarter 4	95	95	95	10,259,847	0.09	966,334.7

**Table 4. Summary of Loop Diuretic Users in the Sentinel Distributed Database (SDD) between January 1, 2000 and March 31, 2021, Cross-Stratified by Year-Quarter and Age (Years)**

	New Users	New Episodes	Adjusted Dispensings	Eligible Members <sup>1</sup>	New Users per 10,000 Eligible Members <sup>1</sup>	Eligible Member-Years <sup>1</sup>
<i>18-44 years, 2009</i>						
Quarter 1	517	517	517	9,647,216	0.54	2,201,166.9
Quarter 2	340	340	340	9,593,661	0.35	2,224,678.0
Quarter 3	269	269	269	9,753,545	0.28	2,256,464.9
Quarter 4	211	211	211	9,519,287	0.22	2,253,564.8
<i>18-44 years, 2010</i>						
Quarter 1	270	270	270	9,279,238	0.29	2,136,597.0
Quarter 2	283	283	283	9,179,765	0.31	2,140,200.4
Quarter 3	243	243	243	9,213,610	0.26	2,142,555.5
Quarter 4	221	221	221	8,936,983	0.25	2,121,886.8
<i>18-44 years, 2011</i>						
Quarter 1	1,724	1,724	1,724	9,677,782	1.78	2,238,976.7
Quarter 2	749	749	749	9,680,800	0.77	2,263,126.0
Quarter 3	634	634	634	9,819,379	0.65	2,291,202.5
Quarter 4	521	521	521	9,689,780	0.54	2,304,958.5
<i>18-44 years, 2012</i>						
Quarter 1	591	591	591	9,687,852	0.61	2,223,233.4
Quarter 2	599	599	599	9,804,545	0.61	2,227,617.8
Quarter 3	552	552	552	9,995,627	0.55	2,260,866.5
Quarter 4	432	432	432	10,300,938	0.42	2,275,693.9
<i>18-44 years, 2013</i>						
Quarter 1	559	559	559	9,524,610	0.59	2,207,995.0
Quarter 2	608	608	608	9,509,770	0.64	2,228,224.4
Quarter 3	603	603	603	9,665,604	0.62	2,260,907.2
Quarter 4	478	478	478	9,437,656	0.51	2,247,613.8
<i>18-44 years, 2014</i>						
Quarter 1	517	517	517	10,296,010	0.50	2,395,768.9
Quarter 2	482	482	482	10,277,918	0.47	2,409,922.0
Quarter 3	496	496	496	10,464,148	0.47	2,452,136.2
Quarter 4	468	468	468	10,354,239	0.45	2,454,902.3
<i>18-44 years, 2015</i>						
Quarter 1	562	562	562	10,757,517	0.52	2,504,449.1
Quarter 2	636	636	636	10,877,039	0.58	2,554,601.4
Quarter 3	573	573	573	11,015,803	0.52	2,589,455.6
Quarter 4	500	500	500	10,907,914	0.46	2,587,907.6
<i>18-44 years, 2016</i>						
Quarter 1	587	587	587	11,134,943	0.53	2,571,248.1
Quarter 2	620	620	620	11,260,205	0.55	2,580,097.4
Quarter 3	595	595	595	11,430,793	0.52	2,608,679.5
Quarter 4	492	492	492	12,619,633	0.39	2,622,379.5

**Table 4. Summary of Loop Diuretic Users in the Sentinel Distributed Database (SDD) between January 1, 2000 and March 31, 2021, Cross-Stratified by Year-Quarter and Age (Years)**

	New Users	New Episodes	Adjusted Dispensings	Eligible Members <sup>1</sup>	New Users per 10,000 Eligible Members <sup>1</sup>	Eligible Member-Years <sup>1</sup>
<i>18-44 years, 2017</i>						
Quarter 1	596	596	596	11,101,741	0.54	2,579,164.0
Quarter 2	636	636	636	11,116,139	0.57	2,606,469.7
Quarter 3	610	610	610	11,221,056	0.54	2,636,270.6
Quarter 4	544	544	544	11,215,440	0.49	2,660,681.3
<i>18-44 years, 2018</i>						
Quarter 1	573	573	573	11,077,760	0.52	2,581,233.9
Quarter 2	582	582	582	11,050,869	0.53	2,593,959.7
Quarter 3	553	553	553	11,113,470	0.50	2,606,681.9
Quarter 4	514	514	514	10,980,001	0.47	2,608,498.7
<i>18-44 years, 2019</i>						
Quarter 1	606	606	606	10,758,583	0.56	2,510,399.6
Quarter 2	612	612	612	10,789,907	0.57	2,532,334.3
Quarter 3	591	591	591	10,926,446	0.54	2,560,239.2
Quarter 4	522	522	522	10,768,708	0.48	2,563,338.3
<i>18-44 years, 2020</i>						
Quarter 1	586	586	586	10,378,786	0.56	2,407,832.4
Quarter 2	522	522	522	10,445,229	0.50	2,410,533.2
Quarter 3	552	552	552	10,670,945	0.52	2,437,937.9
Quarter 4	493	493	493	11,447,635	0.43	2,435,933.7
<i>18-44 years, 2021</i>						
Quarter 1	485	485	485	5,112,185	0.95	1,180,747.3
<i>45-64 years, 2000</i>						
Quarter 1	0	0	0	0	NaN	0.0
Quarter 2	0	0	0	0	NaN	0.0
Quarter 3	0	0	0	0	NaN	0.0
Quarter 4	*****	*****	*****	*****	0.32	512.0
<i>45-64 years, 2001</i>						
Quarter 1	659	659	659	198,163	33.26	46,585.4
Quarter 2	219	219	219	199,758	10.96	47,652.4
Quarter 3	183	183	183	203,016	9.01	48,875.8
Quarter 4	136	136	136	205,525	6.62	49,607.0
<i>45-64 years, 2002</i>						
Quarter 1	184	184	184	203,651	9.04	47,971.2
Quarter 2	257	257	257	208,496	12.33	48,930.4
Quarter 3	194	194	194	208,723	9.29	50,108.7
Quarter 4	171	171	171	209,444	8.16	48,761.0

**Table 4. Summary of Loop Diuretic Users in the Sentinel Distributed Database (SDD) between January 1, 2000 and March 31, 2021, Cross-Stratified by Year-Quarter and Age (Years)**

	New Users	New Episodes	Adjusted Dispensings	Eligible Members <sup>1</sup>	New Users per 10,000 Eligible Members <sup>1</sup>	Eligible Member-Years <sup>1</sup>
<i>45-64 years, 2003</i>						
Quarter 1	179	179	179	198,405	9.02	46,579.4
Quarter 2	212	212	212	199,459	10.63	46,953.2
Quarter 3	187	187	187	198,084	9.44	47,680.5
Quarter 4	124	124	124	196,755	6.30	47,437.1
<i>45-64 years, 2004</i>						
Quarter 1	160	160	160	197,713	8.09	46,789.2
Quarter 2	163	163	163	197,460	8.25	46,671.9
Quarter 3	193	193	193	198,270	9.73	47,193.9
Quarter 4	164	164	164	198,545	8.26	47,313.8
<i>45-64 years, 2005</i>						
Quarter 1	187	187	187	199,918	9.35	46,445.3
Quarter 2	161	161	161	199,680	8.06	47,292.1
Quarter 3	105	105	105	201,315	5.22	42,551.5
Quarter 4	108	108	108	154,666	6.98	36,063.0
<i>45-64 years, 2006</i>						
Quarter 1	36	36	36	112,078	3.21	24,518.2
Quarter 2	60	60	60	101,602	5.91	23,656.9
Quarter 3	55	55	55	97,903	5.62	23,360.7
Quarter 4	29	29	29	95,325	3.04	22,120.4
<i>45-64 years, 2007</i>						
Quarter 1	1,729	1,729	1,729	2,532,645	6.83	588,828.3
Quarter 2	544	544	544	2,556,146	2.13	600,826.2
Quarter 3	392	392	392	2,561,153	1.53	607,892.6
Quarter 4	333	333	333	2,662,700	1.25	634,518.4
<i>45-64 years, 2008</i>						
Quarter 1	1,157	1,157	1,157	3,184,811	3.63	736,187.7
Quarter 2	665	665	665	3,242,682	2.05	744,103.3
Quarter 3	526	526	526	3,233,253	1.63	755,038.3
Quarter 4	521	521	521	7,556,181	0.69	771,416.1
<i>45-64 years, 2009</i>						
Quarter 1	2,818	2,818	2,818	7,178,300	3.93	1,651,771.5
Quarter 2	1,303	1,303	1,303	7,151,066	1.82	1,670,428.5
Quarter 3	1,133	1,133	1,133	7,187,400	1.58	1,694,190.0
Quarter 4	897	897	897	7,146,759	1.26	1,698,676.0
<i>45-64 years, 2010</i>						
Quarter 1	1,157	1,157	1,157	6,985,619	1.66	1,614,314.0
Quarter 2	1,120	1,120	1,120	6,949,810	1.61	1,627,876.6
Quarter 3	977	977	977	6,919,767	1.41	1,636,191.1
Quarter 4	883	883	883	6,846,746	1.29	1,629,651.0

**Table 4. Summary of Loop Diuretic Users in the Sentinel Distributed Database (SDD) between January 1, 2000 and March 31, 2021, Cross-Stratified by Year-Quarter and Age (Years)**

	New Users	New Episodes	Adjusted Dispensings	Eligible Members <sup>1</sup>	New Users per 10,000 Eligible Members <sup>1</sup>	Eligible Member-Years <sup>1</sup>
<i>45-64 years, 2011</i>						
Quarter 1	12,554	12,554	12,554	8,941,124	14.04	2,076,552.0
Quarter 2	4,089	4,089	4,089	8,953,330	4.57	2,104,402.6
Quarter 3	3,314	3,314	3,314	8,987,346	3.69	2,132,021.3
Quarter 4	2,808	2,808	2,808	8,974,264	3.13	2,138,490.6
<i>45-64 years, 2012</i>						
Quarter 1	3,442	3,442	3,442	8,909,645	3.86	2,063,547.4
Quarter 2	3,140	3,140	3,140	8,977,053	3.50	2,066,563.2
Quarter 3	2,898	2,898	2,898	8,957,895	3.24	2,093,606.5
Quarter 4	2,605	2,605	2,605	9,376,921	2.78	2,103,258.2
<i>45-64 years, 2013</i>						
Quarter 1	3,242	3,242	3,242	8,848,060	3.66	2,059,017.8
Quarter 2	3,257	3,257	3,257	8,855,053	3.68	2,082,640.2
Quarter 3	3,079	3,079	3,079	8,898,844	3.46	2,116,234.2
Quarter 4	2,755	2,755	2,755	8,872,788	3.10	2,115,431.0
<i>45-64 years, 2014</i>						
Quarter 1	3,799	3,799	3,799	9,581,496	3.96	2,232,554.3
Quarter 2	2,763	2,763	2,763	9,518,645	2.90	2,238,291.9
Quarter 3	2,922	2,922	2,922	9,553,073	3.06	2,268,747.1
Quarter 4	2,567	2,567	2,567	9,519,105	2.70	2,260,196.7
<i>45-64 years, 2015</i>						
Quarter 1	3,517	3,517	3,517	9,871,992	3.56	2,299,551.6
Quarter 2	3,372	3,372	3,372	9,969,907	3.38	2,346,130.1
Quarter 3	3,242	3,242	3,242	9,985,234	3.25	2,376,511.1
Quarter 4	2,981	2,981	2,981	10,008,501	2.98	2,376,582.3
<i>45-64 years, 2016</i>						
Quarter 1	3,855	3,855	3,855	10,260,653	3.76	2,380,638.7
Quarter 2	3,636	3,636	3,636	10,285,830	3.53	2,381,238.1
Quarter 3	3,447	3,447	3,447	10,268,066	3.36	2,405,399.6
Quarter 4	3,263	3,263	3,263	11,374,489	2.87	2,414,343.2
<i>45-64 years, 2017</i>						
Quarter 1	3,948	3,948	3,948	10,127,683	3.90	2,355,430.8
Quarter 2	3,755	3,755	3,755	10,098,480	3.72	2,374,857.4
Quarter 3	3,573	3,573	3,573	10,068,596	3.55	2,394,694.5
Quarter 4	3,283	3,283	3,283	10,113,268	3.25	2,398,523.1
<i>45-64 years, 2018</i>						
Quarter 1	3,684	3,684	3,684	9,912,708	3.72	2,310,659.9
Quarter 2	3,484	3,484	3,484	9,859,939	3.53	2,317,315.8
Quarter 3	3,404	3,404	3,404	9,786,523	3.48	2,323,632.0
Quarter 4	3,222	3,222	3,222	9,748,147	3.31	2,315,190.4



**Table 4. Summary of Loop Diuretic Users in the Sentinel Distributed Database (SDD) between January 1, 2000 and March 31, 2021, Cross-Stratified by Year-Quarter and Age (Years)**

	New Users	New Episodes	Adjusted Dispensings	Eligible Members <sup>1</sup>	New Users per 10,000 Eligible Members <sup>1</sup>	Eligible Member-Years <sup>1</sup>
<i>45-64 years, 2019</i>						
Quarter 1	3,975	3,975	3,975	9,525,472	4.17	2,219,684.5
Quarter 2	3,781	3,781	3,781	9,477,451	3.99	2,223,678.5
Quarter 3	3,654	3,654	3,654	9,424,295	3.88	2,233,133.1
Quarter 4	3,328	3,328	3,328	9,348,602	3.56	2,223,238.1
<i>45-64 years, 2020</i>						
Quarter 1	3,733	3,733	3,733	9,178,485	4.07	2,134,241.3
Quarter 2	3,527	3,527	3,527	9,177,187	3.84	2,135,515.6
Quarter 3	3,395	3,395	3,395	9,226,411	3.68	2,152,595.2
Quarter 4	3,123	3,123	3,123	9,910,156	3.15	2,143,761.6
<i>45-64 years, 2021</i>						
Quarter 1	3,090	3,090	3,090	5,456,882	5.66	1,231,249.8
<i>65-74 years, 2000</i>						
Quarter 1	0	0	0	0	NaN	0.0
Quarter 2	0	0	0	0	NaN	0.0
Quarter 3	0	0	0	0	NaN	0.0
Quarter 4	12	12	12	54,513	2.20	149.2
<i>65-74 years, 2001</i>						
Quarter 1	331	331	331	59,273	55.84	13,620.8
Quarter 2	94	94	94	59,479	15.80	13,913.9
Quarter 3	73	73	73	60,022	12.16	14,228.5
Quarter 4	72	72	72	60,268	11.95	14,348.6
<i>65-74 years, 2002</i>						
Quarter 1	107	107	107	60,487	17.69	13,982.0
Quarter 2	99	99	99	61,254	16.16	14,287.7
Quarter 3	84	84	84	62,211	13.50	14,670.4
Quarter 4	81	81	81	61,788	13.11	14,541.1
<i>65-74 years, 2003</i>						
Quarter 1	55	55	55	61,177	8.99	14,116.5
Quarter 2	85	85	85	60,002	14.17	13,781.9
Quarter 3	84	84	84	59,610	14.09	14,029.1
Quarter 4	82	82	82	59,384	13.81	14,010.6
<i>65-74 years, 2004</i>						
Quarter 1	62	62	62	59,479	10.42	13,806.4
Quarter 2	101	101	101	59,646	16.93	13,759.1
Quarter 3	85	85	85	59,353	14.32	13,785.4
Quarter 4	67	67	67	58,515	11.45	13,671.2

**Table 4. Summary of Loop Diuretic Users in the Sentinel Distributed Database (SDD) between January 1, 2000 and March 31, 2021, Cross-Stratified by Year-Quarter and Age (Years)**

	New Users	New Episodes	Adjusted Dispensings	Eligible Members <sup>1</sup>	New Users per 10,000 Eligible Members <sup>1</sup>	Eligible Member-Years <sup>1</sup>
<i>65-74 years, 2005</i>						
Quarter 1	78	78	78	58,118	13.42	13,179.2
Quarter 2	99	99	99	57,299	17.28	13,213.6
Quarter 3	60	60	60	57,601	10.42	12,232.8
Quarter 4	48	48	48	47,382	10.13	10,992.4
<i>65-74 years, 2006</i>						
Quarter 1	0	0	0	0	NaN	0.0
Quarter 2	0	0	0	0	NaN	0.0
Quarter 3	0	0	0	0	NaN	0.0
Quarter 4	0	0	0	0	NaN	0.0
<i>65-74 years, 2007</i>						
Quarter 1	734	734	734	306,969	23.91	68,030.0
Quarter 2	233	233	233	335,877	6.94	74,671.0
Quarter 3	132	132	132	340,471	3.88	78,920.3
Quarter 4	136	136	136	349,409	3.89	81,148.2
<i>65-74 years, 2008</i>						
Quarter 1	1,272	1,272	1,272	755,743	16.83	168,411.7
Quarter 2	488	488	488	759,786	6.42	173,560.7
Quarter 3	359	359	359	761,921	4.71	177,115.2
Quarter 4	340	340	340	1,235,585	2.75	179,468.8
<i>65-74 years, 2009</i>						
Quarter 1	1,285	1,285	1,285	1,154,135	11.13	260,785.3
Quarter 2	716	716	716	1,163,318	6.15	267,908.1
Quarter 3	583	583	583	1,173,198	4.97	273,358.9
Quarter 4	466	466	466	1,170,823	3.98	274,141.7
<i>65-74 years, 2010</i>						
Quarter 1	672	672	672	1,144,521	5.87	259,712.2
Quarter 2	562	562	562	1,139,875	4.93	263,846.3
Quarter 3	533	533	533	1,141,437	4.67	266,462.1
Quarter 4	473	473	473	1,134,138	4.17	266,086.6
<i>65-74 years, 2011</i>						
Quarter 1	19,219	19,219	19,219	5,347,715	35.94	1,228,111.2
Quarter 2	5,598	5,598	5,598	5,364,597	10.44	1,246,863.8
Quarter 3	4,432	4,432	4,432	5,404,788	8.20	1,267,818.8
Quarter 4	3,798	3,798	3,798	5,404,882	7.03	1,271,894.5
<i>65-74 years, 2012</i>						
Quarter 1	5,172	5,172	5,172	5,680,373	9.11	1,305,368.1
Quarter 2	4,154	4,154	4,154	5,731,619	7.25	1,310,047.3
Quarter 3	3,744	3,744	3,744	5,783,343	6.47	1,336,647.4
Quarter 4	3,509	3,509	3,509	6,313,159	5.56	1,350,485.3

**Table 4. Summary of Loop Diuretic Users in the Sentinel Distributed Database (SDD) between January 1, 2000 and March 31, 2021, Cross-Stratified by Year-Quarter and Age (Years)**

	New Users	New Episodes	Adjusted Dispensings	Eligible Members <sup>1</sup>	New Users per 10,000 Eligible Members <sup>1</sup>	Eligible Member-Years <sup>1</sup>
<i>65-74 years, 2013</i>						
Quarter 1	5,028	5,028	5,028	6,015,511	8.36	1,378,411.4
Quarter 2	4,649	4,649	4,649	6,058,664	7.67	1,402,612.3
Quarter 3	4,283	4,283	4,283	6,120,235	7.00	1,432,373.5
Quarter 4	3,886	3,886	3,886	6,122,493	6.35	1,439,300.0
<i>65-74 years, 2014</i>						
Quarter 1	6,531	6,531	6,531	6,953,626	9.39	1,598,091.1
Quarter 2	4,113	4,113	4,113	7,013,865	5.86	1,623,707.2
Quarter 3	4,090	4,090	4,090	7,055,475	5.80	1,651,284.1
Quarter 4	3,924	3,924	3,924	7,051,956	5.56	1,657,035.7
<i>65-74 years, 2015</i>						
Quarter 1	5,271	5,271	5,271	7,335,048	7.19	1,686,211.0
Quarter 2	4,932	4,932	4,932	7,390,512	6.67	1,711,796.8
Quarter 3	4,744	4,744	4,744	7,473,021	6.35	1,746,610.8
Quarter 4	4,428	4,428	4,428	7,494,075	5.91	1,758,687.4
<i>65-74 years, 2016</i>						
Quarter 1	5,810	5,810	5,810	7,872,532	7.38	1,806,292.3
Quarter 2	5,372	5,372	5,372	7,964,417	6.75	1,815,046.6
Quarter 3	5,081	5,081	5,081	8,031,930	6.33	1,854,427.2
Quarter 4	4,898	4,898	4,898	8,545,270	5.73	1,871,267.9
<i>65-74 years, 2017</i>						
Quarter 1	6,231	6,231	6,231	8,088,858	7.70	1,854,753.9
Quarter 2	5,748	5,748	5,748	8,114,852	7.08	1,879,429.4
Quarter 3	5,617	5,617	5,617	8,189,335	6.86	1,915,481.3
Quarter 4	4,762	4,762	4,762	8,198,352	5.81	1,920,469.9
<i>65-74 years, 2018</i>						
Quarter 1	5,718	5,718	5,718	8,321,709	6.87	1,908,084.0
Quarter 2	5,661	5,661	5,661	8,338,795	6.79	1,929,172.6
Quarter 3	5,381	5,381	5,381	8,402,029	6.40	1,963,473.3
Quarter 4	5,019	5,019	5,019	8,407,788	5.97	1,971,811.4
<i>65-74 years, 2019</i>						
Quarter 1	6,042	6,042	6,042	8,452,750	7.15	1,939,609.4
Quarter 2	6,102	6,102	6,102	8,478,372	7.20	1,961,088.6
Quarter 3	5,838	5,838	5,838	8,556,235	6.82	1,998,536.2
Quarter 4	5,315	5,315	5,315	8,549,189	6.22	2,008,191.7
<i>65-74 years, 2020</i>						
Quarter 1	6,641	6,641	6,641	8,815,909	7.53	2,019,032.3
Quarter 2	5,827	5,827	5,827	8,969,399	6.50	2,068,289.7
Quarter 3	5,748	5,748	5,748	9,230,627	6.23	2,124,984.1
Quarter 4	5,390	5,390	5,390	9,959,824	5.41	2,148,631.3

**Table 4. Summary of Loop Diuretic Users in the Sentinel Distributed Database (SDD) between January 1, 2000 and March 31, 2021, Cross-Stratified by Year-Quarter and Age (Years)**

	New Users	New Episodes	Adjusted Dispensings	Eligible Members <sup>1</sup>	New Users per 10,000 Eligible Members <sup>1</sup>	Eligible Member-Years <sup>1</sup>
<i>65-74 years, 2021</i>						
Quarter 1	5,994	5,994	5,994	8,416,765	7.12	1,844,627.0
<i>75-84 years, 2000</i>						
Quarter 1	0	0	0	0	NaN	0.0
Quarter 2	0	0	0	0	NaN	0.0
Quarter 3	0	0	0	0	NaN	0.0
Quarter 4	*****	*****	*****	*****	3.65	75.1
<i>75-84 years, 2001</i>						
Quarter 1	189	189	189	30,630	61.70	6,941.7
Quarter 2	65	65	65	30,336	21.43	7,014.6
Quarter 3	50	50	50	30,455	16.42	7,118.7
Quarter 4	52	52	52	30,362	17.13	7,133.3
<i>75-84 years, 2002</i>						
Quarter 1	43	43	43	30,415	14.14	6,923.1
Quarter 2	55	55	55	30,537	18.01	7,032.5
Quarter 3	53	53	53	30,740	17.24	7,155.0
Quarter 4	55	55	55	30,553	18.00	7,151.3
<i>75-84 years, 2003</i>						
Quarter 1	63	63	63	30,584	20.60	6,955.9
Quarter 2	55	55	55	30,300	18.15	6,952.2
Quarter 3	52	52	52	30,256	17.19	7,036.0
Quarter 4	40	40	40	30,122	13.28	7,037.4
<i>75-84 years, 2004</i>						
Quarter 1	72	72	72	30,253	23.80	6,902.7
Quarter 2	59	59	59	29,946	19.70	6,816.9
Quarter 3	50	50	50	30,040	16.64	6,919.4
Quarter 4	45	45	45	29,989	15.01	6,944.3
<i>75-84 years, 2005</i>						
Quarter 1	47	47	47	30,174	15.58	6,766.7
Quarter 2	45	45	45	29,980	15.01	6,856.4
Quarter 3	38	38	38	30,443	12.48	6,799.1
Quarter 4	43	43	43	28,506	15.08	6,632.9
<i>75-84 years, 2006</i>						
Quarter 1	0	0	0	0	NaN	0.0
Quarter 2	0	0	0	0	NaN	0.0
Quarter 3	0	0	0	0	NaN	0.0
Quarter 4	0	0	0	0	NaN	0.0

**Table 4. Summary of Loop Diuretic Users in the Sentinel Distributed Database (SDD) between January 1, 2000 and March 31, 2021, Cross-Stratified by Year-Quarter and Age (Years)**

	New Users	New Episodes	Adjusted Dispensings	Eligible Members <sup>1</sup>	New Users per 10,000 Eligible Members <sup>1</sup>	Eligible Member-Years <sup>1</sup>
<i>75-84 years, 2007</i>						
Quarter 1	677	677	677	153,190	44.19	33,834.3
Quarter 2	228	228	228	169,709	13.43	37,473.5
Quarter 3	144	144	144	170,844	8.43	39,734.1
Quarter 4	94	94	94	173,117	5.43	40,294.4
<i>75-84 years, 2008</i>						
Quarter 1	1,057	1,057	1,057	395,026	26.76	88,510.2
Quarter 2	374	374	374	392,501	9.53	90,194.5
Quarter 3	339	339	339	392,105	8.65	91,316.7
Quarter 4	290	290	290	605,889	4.79	91,938.7
<i>75-84 years, 2009</i>						
Quarter 1	1,105	1,105	1,105	575,467	19.20	130,246.8
Quarter 2	521	521	521	580,878	8.97	133,404.1
Quarter 3	460	460	460	583,067	7.89	135,663.7
Quarter 4	405	405	405	581,926	6.96	135,741.8
<i>75-84 years, 2010</i>						
Quarter 1	503	503	503	570,461	8.82	129,234.3
Quarter 2	545	545	545	569,599	9.57	131,128.2
Quarter 3	453	453	453	571,363	7.93	132,883.7
Quarter 4	385	385	385	570,134	6.75	132,979.7
<i>75-84 years, 2011</i>						
Quarter 1	20,259	20,259	20,259	3,501,350	57.86	795,710.1
Quarter 2	5,528	5,528	5,528	3,489,467	15.84	803,061.0
Quarter 3	4,155	4,155	4,155	3,485,176	11.92	810,659.8
Quarter 4	3,548	3,548	3,548	3,465,051	10.24	808,438.7
<i>75-84 years, 2012</i>						
Quarter 1	4,728	4,728	4,728	3,573,953	13.23	820,798.6
Quarter 2	3,760	3,760	3,760	3,577,773	10.51	819,288.8
Quarter 3	3,317	3,317	3,317	3,580,501	9.26	829,059.2
Quarter 4	3,101	3,101	3,101	3,802,759	8.15	829,767.0
<i>75-84 years, 2013</i>						
Quarter 1	4,478	4,478	4,478	3,673,545	12.19	834,852.8
Quarter 2	4,003	4,003	4,003	3,675,911	10.89	842,825.1
Quarter 3	3,603	3,603	3,603	3,681,235	9.79	853,861.8
Quarter 4	3,266	3,266	3,266	3,668,086	8.90	853,699.0
<i>75-84 years, 2014</i>						
Quarter 1	5,963	5,963	5,963	4,108,412	14.51	935,552.4
Quarter 2	3,417	3,417	3,417	4,130,837	8.27	946,090.3
Quarter 3	3,527	3,527	3,527	4,118,173	8.56	953,750.6
Quarter 4	3,271	3,271	3,271	4,100,810	7.98	953,187.4

**Table 4. Summary of Loop Diuretic Users in the Sentinel Distributed Database (SDD) between January 1, 2000 and March 31, 2021, Cross-Stratified by Year-Quarter and Age (Years)**

	New Users	New Episodes	Adjusted Dispensings	Eligible Members <sup>1</sup>	New Users per 10,000 Eligible Members <sup>1</sup>	Eligible Member-Years <sup>1</sup>
<i>75-84 years, 2015</i>						
Quarter 1	4,265	4,265	4,265	4,178,715	10.21	950,496.1
Quarter 2	4,244	4,244	4,244	4,189,714	10.13	959,314.5
Quarter 3	3,911	3,911	3,911	4,203,833	9.30	971,713.7
Quarter 4	3,728	3,728	3,728	4,198,913	8.88	974,177.1
<i>75-84 years, 2016</i>						
Quarter 1	4,713	4,713	4,713	4,284,940	11.00	981,598.2
Quarter 2	4,512	4,512	4,512	4,325,183	10.43	984,849.5
Quarter 3	4,069	4,069	4,069	4,356,116	9.34	1,004,403.6
Quarter 4	4,183	4,183	4,183	4,538,690	9.22	1,011,065.5
<i>75-84 years, 2017</i>						
Quarter 1	5,110	5,110	5,110	4,363,755	11.71	989,705.9
Quarter 2	4,830	4,830	4,830	4,379,291	11.03	1,002,688.2
Quarter 3	4,633	4,633	4,633	4,414,303	10.50	1,020,088.3
Quarter 4	4,204	4,204	4,204	4,451,891	9.44	1,028,844.6
<i>75-84 years, 2018</i>						
Quarter 1	4,807	4,807	4,807	4,492,124	10.70	1,017,792.4
Quarter 2	4,815	4,815	4,815	4,526,276	10.64	1,034,376.3
Quarter 3	4,465	4,465	4,465	4,557,199	9.80	1,053,073.7
Quarter 4	4,424	4,424	4,424	4,572,335	9.68	1,059,824.9
<i>75-84 years, 2019</i>						
Quarter 1	5,218	5,218	5,218	4,558,291	11.45	1,034,363.1
Quarter 2	5,400	5,400	5,400	4,575,260	11.80	1,045,270.5
Quarter 3	4,953	4,953	4,953	4,593,987	10.78	1,061,207.7
Quarter 4	4,712	4,712	4,712	4,586,963	10.27	1,064,017.8
<i>75-84 years, 2020</i>						
Quarter 1	5,663	5,663	5,663	4,647,010	12.19	1,061,293.9
Quarter 2	4,869	4,869	4,869	4,725,237	10.30	1,089,417.1
Quarter 3	4,798	4,798	4,798	4,865,420	9.86	1,115,740.5
Quarter 4	4,748	4,748	4,748	5,149,805	9.22	1,126,986.2
<i>75-84 years, 2021</i>						
Quarter 1	4,938	4,938	4,938	4,533,595	10.89	977,691.7
<i>≥ 85 years, 2000</i>						
Quarter 1	0	0	0	0	NaN	0.0
Quarter 2	0	0	0	0	NaN	0.0
Quarter 3	0	0	0	0	NaN	0.0
Quarter 4	17	17	17	15,089	11.27	41.3

**Table 4. Summary of Loop Diuretic Users in the Sentinel Distributed Database (SDD) between January 1, 2000 and March 31, 2021, Cross-Stratified by Year-Quarter and Age (Years)**

	New Users	New Episodes	Adjusted Dispensings	Eligible Members <sup>1</sup>	New Users per 10,000 Eligible Members <sup>1</sup>	Eligible Member-Years <sup>1</sup>
<i>≥ 85 years, 2001</i>						
Quarter 1	104	104	104	17,412	59.73	3,894.4
Quarter 2	28	28	28	16,939	16.53	3,897.1
Quarter 3	25	25	25	16,764	14.91	3,910.2
Quarter 4	22	22	22	16,627	13.23	3,867.0
<i>≥ 85 years, 2002</i>						
Quarter 1	37	37	37	16,541	22.37	3,712.2
Quarter 2	46	46	46	16,345	28.14	3,723.7
Quarter 3	26	26	26	16,292	15.96	3,769.5
Quarter 4	28	28	28	16,139	17.35	3,735.5
<i>≥ 85 years, 2003</i>						
Quarter 1	22	22	22	15,877	13.86	3,565.5
Quarter 2	23	23	23	15,584	14.76	3,554.0
Quarter 3	22	22	22	15,533	14.16	3,588.8
Quarter 4	29	29	29	15,370	18.87	3,550.8
<i>≥ 85 years, 2004</i>						
Quarter 1	34	34	34	15,272	22.26	3,404.6
Quarter 2	26	26	26	14,735	17.65	3,337.3
Quarter 3	25	25	25	14,715	16.99	3,356.4
Quarter 4	22	22	22	14,606	15.06	3,334.7
<i>≥ 85 years, 2005</i>						
Quarter 1	27	27	27	14,580	18.52	3,220.4
Quarter 2	27	27	27	14,357	18.81	3,239.1
Quarter 3	17	17	17	14,587	11.65	3,322.3
Quarter 4	23	23	23	14,534	15.82	3,345.7
<i>≥ 85 years, 2006</i>						
Quarter 1	0	0	0	0	NaN	0.0
Quarter 2	0	0	0	0	NaN	0.0
Quarter 3	0	0	0	0	NaN	0.0
Quarter 4	0	0	0	0	NaN	0.0
<i>≥ 85 years, 2007</i>						
Quarter 1	401	401	401	55,942	71.68	12,268.6
Quarter 2	137	137	137	61,829	22.16	13,541.9
Quarter 3	76	76	76	62,062	12.25	14,368.6
Quarter 4	86	86	86	62,933	13.67	14,609.4
<i>≥ 85 years, 2008</i>						
Quarter 1	442	442	442	131,237	33.68	28,968.2
Quarter 2	164	164	164	130,485	12.57	29,799.2
Quarter 3	166	166	166	131,062	12.67	30,328.9
Quarter 4	158	158	158	208,977	7.56	30,731.4

**Table 4. Summary of Loop Diuretic Users in the Sentinel Distributed Database (SDD) between January 1, 2000 and March 31, 2021, Cross-Stratified by Year-Quarter and Age (Years)**

	New Users	New Episodes	Adjusted Dispensings	Eligible Members <sup>1</sup>	New Users per 10,000 Eligible Members <sup>1</sup>	Eligible Member-Years <sup>1</sup>
<i>≥ 85 years, 2009</i>						
Quarter 1	545	545	545	202,026	26.98	45,500.7
Quarter 2	273	273	273	204,868	13.33	46,795.3
Quarter 3	226	226	226	207,411	10.90	48,029.8
Quarter 4	208	208	208	208,815	9.96	48,563.9
<i>≥ 85 years, 2010</i>						
Quarter 1	297	297	297	205,740	14.44	46,459.6
Quarter 2	234	234	234	207,280	11.29	47,446.5
Quarter 3	236	236	236	209,651	11.26	48,532.3
Quarter 4	255	255	255	210,979	12.09	48,911.9
<i>≥ 85 years, 2011</i>						
Quarter 1	15,563	15,563	15,563	1,725,751	90.18	390,043.1
Quarter 2	3,711	3,711	3,711	1,705,713	21.76	391,561.0
Quarter 3	2,794	2,794	2,794	1,705,148	16.39	395,898.4
Quarter 4	2,537	2,537	2,537	1,699,641	14.93	396,007.2
<i>≥ 85 years, 2012</i>						
Quarter 1	3,324	3,324	3,324	1,752,473	18.97	400,927.6
Quarter 2	2,666	2,666	2,666	1,750,839	15.23	400,388.0
Quarter 3	2,381	2,381	2,381	1,754,260	13.57	405,879.7
Quarter 4	2,344	2,344	2,344	1,845,492	12.70	406,998.2
<i>≥ 85 years, 2013</i>						
Quarter 1	3,220	3,220	3,220	1,801,006	17.88	407,475.5
Quarter 2	2,958	2,958	2,958	1,790,086	16.52	409,929.9
Quarter 3	2,632	2,632	2,632	1,793,488	14.68	415,718.2
Quarter 4	2,474	2,474	2,474	1,788,137	13.84	415,786.6
<i>≥ 85 years, 2014</i>						
Quarter 1	4,347	4,347	4,347	1,988,678	21.86	451,420.0
Quarter 2	2,293	2,293	2,293	1,990,467	11.52	455,309.3
Quarter 3	2,369	2,369	2,369	1,981,732	11.95	458,782.3
Quarter 4	2,257	2,257	2,257	1,971,069	11.45	457,652.8
<i>≥ 85 years, 2015</i>						
Quarter 1	2,988	2,988	2,988	1,987,845	15.03	450,232.2
Quarter 2	2,777	2,777	2,777	1,976,018	14.05	451,534.3
Quarter 3	2,630	2,630	2,630	1,976,516	13.31	456,486.4
Quarter 4	2,580	2,580	2,580	1,969,195	13.10	456,499.7
<i>≥ 85 years, 2016</i>						
Quarter 1	3,320	3,320	3,320	1,991,907	16.67	455,429.5
Quarter 2	3,077	3,077	3,077	1,991,903	15.45	453,516.9
Quarter 3	2,843	2,843	2,843	1,993,398	14.26	459,505.4
Quarter 4	2,820	2,820	2,820	2,048,110	13.77	460,045.3



**Table 4. Summary of Loop Diuretic Users in the Sentinel Distributed Database (SDD) between January 1, 2000 and March 31, 2021, Cross-Stratified by Year-Quarter and Age (Years)**

	New Users	New Episodes	Adjusted Dispensings	Eligible Members <sup>1</sup>	New Users per 10,000 Eligible Members <sup>1</sup>	Eligible Member-Years <sup>1</sup>
<i>≥ 85 years, 2017</i>						
Quarter 1	3,448	3,448	3,448	1,960,834	17.58	443,477.7
Quarter 2	3,260	3,260	3,260	1,944,232	16.77	444,553.0
Quarter 3	3,122	3,122	3,122	1,942,967	16.07	449,248.0
Quarter 4	2,858	2,858	2,858	1,938,793	14.74	448,875.8
<i>≥ 85 years, 2018</i>						
Quarter 1	3,222	3,222	3,222	1,931,897	16.68	436,619.4
Quarter 2	3,210	3,210	3,210	1,916,370	16.75	437,795.2
Quarter 3	3,020	3,020	3,020	1,909,417	15.82	441,467.8
Quarter 4	2,850	2,850	2,850	1,900,921	14.99	440,029.1
<i>≥ 85 years, 2019</i>						
Quarter 1	3,418	3,418	3,418	1,879,646	18.18	425,228.1
Quarter 2	3,457	3,457	3,457	1,869,027	18.50	425,969.1
Quarter 3	3,304	3,304	3,304	1,865,730	17.71	429,943.6
Quarter 4	3,084	3,084	3,084	1,856,833	16.61	429,559.5
<i>≥ 85 years, 2020</i>						
Quarter 1	3,745	3,745	3,745	1,867,035	20.06	424,854.3
Quarter 2	3,073	3,073	3,073	1,883,371	16.32	431,287.5
Quarter 3	3,015	3,015	3,015	1,924,088	15.67	439,841.2
Quarter 4	3,026	3,026	3,026	2,006,858	15.08	443,090.6
<i>≥ 85 years, 2021</i>						
Quarter 1	3,371	3,371	3,371	1,796,130	18.77	389,257.7
<b><i>Furosemide</i></b>						
<i>18-44 years, 2000</i>						
Quarter 1	0	0	0	0	NaN	0.0
Quarter 2	0	0	0	0	NaN	0.0
Quarter 3	0	0	0	0	NaN	0.0
Quarter 4	94	94	94	380,569	2.47	1,041.9
<i>18-44 years, 2001</i>						
Quarter 1	5,326	5,326	5,326	400,435	133.01	93,774.9
Quarter 2	2,009	2,009	2,009	400,289	50.19	95,753.5
Quarter 3	1,540	1,540	1,540	407,432	37.80	98,404.8
Quarter 4	1,178	1,178	1,178	413,181	28.51	99,888.0
<i>18-44 years, 2002</i>						
Quarter 1	1,193	1,193	1,193	388,804	30.68	91,953.9
Quarter 2	1,591	1,591	1,591	396,809	40.09	91,714.3
Quarter 3	1,416	1,416	1,416	384,555	36.82	92,555.6
Quarter 4	1,038	1,038	1,038	378,773	27.40	84,610.5

**Table 4. Summary of Loop Diuretic Users in the Sentinel Distributed Database (SDD) between January 1, 2000 and March 31, 2021, Cross-Stratified by Year-Quarter and Age (Years)**

	New Users	New Episodes	Adjusted Dispensings	Eligible Members <sup>1</sup>	New Users per 10,000 Eligible Members <sup>1</sup>	Eligible Member-Years <sup>1</sup>
<i>18-44 years, 2003</i>						
Quarter 1	1,016	1,016	1,016	329,084	30.87	77,143.1
Quarter 2	1,267	1,267	1,267	323,076	39.22	75,569.3
Quarter 3	1,204	1,204	1,204	319,731	37.66	76,017.4
Quarter 4	922	922	922	316,256	29.15	75,476.0
<i>18-44 years, 2004</i>						
Quarter 1	960	960	960	321,208	29.89	74,605.2
Quarter 2	1,172	1,172	1,172	324,863	36.08	74,881.3
Quarter 3	1,154	1,154	1,154	325,934	35.41	75,354.0
Quarter 4	979	979	979	325,164	30.11	75,478.4
<i>18-44 years, 2005</i>						
Quarter 1	919	919	919	320,908	28.64	73,372.4
Quarter 2	1,215	1,215	1,215	321,452	37.80	75,295.3
Quarter 3	891	891	891	331,502	26.88	73,788.3
Quarter 4	615	615	615	303,480	20.26	71,221.8
<i>18-44 years, 2006</i>						
Quarter 1	503	503	503	279,510	18.00	63,853.8
Quarter 2	666	666	666	279,577	23.82	64,737.9
Quarter 3	629	629	629	277,139	22.70	65,352.2
Quarter 4	425	425	425	278,813	15.24	64,834.7
<i>18-44 years, 2007</i>						
Quarter 1	5,600	5,600	5,600	3,415,918	16.39	785,831.4
Quarter 2	3,265	3,265	3,265	3,429,979	9.52	797,964.2
Quarter 3	2,807	2,807	2,807	3,464,798	8.10	806,568.4
Quarter 4	2,043	2,043	2,043	3,529,438	5.79	833,564.8
<i>18-44 years, 2008</i>						
Quarter 1	3,449	3,449	3,449	4,077,999	8.46	929,203.0
Quarter 2	3,297	3,297	3,297	4,133,936	7.98	932,190.4
Quarter 3	2,923	2,923	2,923	4,147,388	7.05	941,233.1
Quarter 4	2,389	2,389	2,389	10,238,246	2.33	960,919.0
<i>18-44 years, 2009</i>						
Quarter 1	9,953	9,953	9,953	9,626,292	10.34	2,194,966.8
Quarter 2	7,354	7,354	7,354	9,565,440	7.69	2,217,165.3
Quarter 3	6,192	6,192	6,192	9,721,218	6.37	2,248,064.5
Quarter 4	4,433	4,433	4,433	9,484,739	4.67	2,244,745.9
<i>18-44 years, 2010</i>						
Quarter 1	5,251	5,251	5,251	9,246,230	5.68	2,128,299.9
Quarter 2	6,222	6,222	6,222	9,144,809	6.80	2,131,235.3
Quarter 3	5,448	5,448	5,448	9,176,106	5.94	2,132,938.3
Quarter 4	3,668	3,668	3,668	8,898,002	4.12	2,112,071.5

**Table 4. Summary of Loop Diuretic Users in the Sentinel Distributed Database (SDD) between January 1, 2000 and March 31, 2021, Cross-Stratified by Year-Quarter and Age (Years)**

	New Users	New Episodes	Adjusted Dispensings	Eligible Members <sup>1</sup>	New Users per 10,000 Eligible Members <sup>1</sup>	Eligible Member-Years <sup>1</sup>
<i>18-44 years, 2011</i>						
Quarter 1	34,066	34,066	34,066	9,642,241	35.33	2,225,705.9
Quarter 2	14,526	14,526	14,526	9,617,364	15.10	2,246,333.1
Quarter 3	12,100	12,100	12,100	9,748,010	12.41	2,272,518.1
Quarter 4	8,905	8,905	8,905	9,613,183	9.26	2,285,383.5
<i>18-44 years, 2012</i>						
Quarter 1	10,083	10,083	10,083	9,611,926	10.49	2,204,032.3
Quarter 2	10,568	10,568	10,568	9,724,757	10.87	2,207,453.8
Quarter 3	9,751	9,751	9,751	9,911,975	9.84	2,239,597.2
Quarter 4	7,763	7,763	7,763	10,214,285	7.60	2,253,930.5
<i>18-44 years, 2013</i>						
Quarter 1	8,110	8,110	8,110	9,439,165	8.59	2,186,919.5
Quarter 2	9,822	9,822	9,822	9,422,940	10.42	2,206,405.2
Quarter 3	9,097	9,097	9,097	9,575,704	9.50	2,238,217.9
Quarter 4	7,052	7,052	7,052	9,345,970	7.55	2,224,646.6
<i>18-44 years, 2014</i>						
Quarter 1	9,120	9,120	9,120	10,207,319	8.93	2,373,794.5
Quarter 2	10,038	10,038	10,038	10,186,652	9.85	2,387,046.6
Quarter 3	9,301	9,301	9,301	10,370,126	8.97	2,428,397.4
Quarter 4	6,976	6,976	6,976	10,258,318	6.80	2,430,925.1
<i>18-44 years, 2015</i>						
Quarter 1	8,892	8,892	8,892	10,664,125	8.34	2,481,427.8
Quarter 2	10,177	10,177	10,177	10,781,543	9.44	2,530,735.5
Quarter 3	9,209	9,209	9,209	10,917,664	8.43	2,564,761.2
Quarter 4	7,044	7,044	7,044	10,808,266	6.52	2,563,150.8
<i>18-44 years, 2016</i>						
Quarter 1	8,838	8,838	8,838	11,038,325	8.01	2,547,310.6
Quarter 2	9,230	9,230	9,230	11,162,027	8.27	2,555,802.0
Quarter 3	8,669	8,669	8,669	11,330,884	7.65	2,583,750.5
Quarter 4	6,804	6,804	6,804	12,518,384	5.44	2,597,443.6
<i>18-44 years, 2017</i>						
Quarter 1	7,907	7,907	7,907	11,005,072	7.18	2,555,624.3
Quarter 2	8,579	8,579	8,579	11,019,224	7.79	2,582,636.7
Quarter 3	7,965	7,965	7,965	11,124,112	7.16	2,612,092.2
Quarter 4	6,290	6,290	6,290	11,118,023	5.66	2,636,564.2
<i>18-44 years, 2018</i>						
Quarter 1	7,418	7,418	7,418	10,984,788	6.75	2,558,623.8
Quarter 2	8,203	8,203	8,203	10,958,107	7.49	2,571,119.1
Quarter 3	7,709	7,709	7,709	11,020,192	7.00	2,583,506.3
Quarter 4	5,990	5,990	5,990	10,886,591	5.50	2,585,365.5

**Table 4. Summary of Loop Diuretic Users in the Sentinel Distributed Database (SDD) between January 1, 2000 and March 31, 2021, Cross-Stratified by Year-Quarter and Age (Years)**

	New Users	New Episodes	Adjusted Dispensings	Eligible Members <sup>1</sup>	New Users per 10,000 Eligible Members <sup>1</sup>	Eligible Member-Years <sup>1</sup>
<i>18-44 years, 2019</i>						
Quarter 1	6,604	6,604	6,604	10,669,317	6.19	2,488,688.0
Quarter 2	7,682	7,682	7,682	10,700,563	7.18	2,510,346.2
Quarter 3	7,318	7,318	7,318	10,836,372	6.75	2,537,871.6
Quarter 4	5,503	5,503	5,503	10,678,990	5.15	2,541,146.9
<i>18-44 years, 2020</i>						
Quarter 1	6,032	6,032	6,032	10,303,998	5.85	2,389,456.9
Quarter 2	6,287	6,287	6,287	10,370,203	6.06	2,392,081.7
Quarter 3	6,484	6,484	6,484	10,595,026	6.12	2,419,131.2
Quarter 4	5,314	5,314	5,314	11,371,663	4.67	2,417,250.9
<i>18-44 years, 2021</i>						
Quarter 1	4,270	4,270	4,270	5,054,509	8.45	1,167,039.1
<i>45-64 years, 2000</i>						
Quarter 1	0	0	0	0	NaN	0.0
Quarter 2	0	0	0	0	NaN	0.0
Quarter 3	0	0	0	0	NaN	0.0
Quarter 4	523	523	523	187,001	27.97	512.0
<i>45-64 years, 2001</i>						
Quarter 1	20,244	20,244	20,244	197,537	1,024.82	43,042.5
Quarter 2	4,242	4,242	4,242	180,219	235.38	42,408.9
Quarter 3	3,276	3,276	3,276	180,338	181.66	42,929.7
Quarter 4	2,650	2,650	2,650	180,723	146.63	43,212.4
<i>45-64 years, 2002</i>						
Quarter 1	2,614	2,614	2,614	177,295	147.44	41,399.4
Quarter 2	3,087	3,087	3,087	180,467	171.06	41,850.9
Quarter 3	2,796	2,796	2,796	178,957	156.24	42,541.9
Quarter 4	2,245	2,245	2,245	178,065	126.08	40,949.8
<i>45-64 years, 2003</i>						
Quarter 1	2,215	2,215	2,215	166,629	132.93	38,789.8
Quarter 2	2,642	2,642	2,642	166,801	158.39	38,832.1
Quarter 3	2,428	2,428	2,428	164,044	148.01	39,131.8
Quarter 4	1,824	1,824	1,824	161,599	112.87	38,689.6
<i>45-64 years, 2004</i>						
Quarter 1	2,189	2,189	2,189	161,776	135.31	37,954.8
Quarter 2	2,358	2,358	2,358	160,761	146.68	37,631.1
Quarter 3	2,265	2,265	2,265	160,404	141.21	37,781.9
Quarter 4	1,915	1,915	1,915	159,720	119.90	37,686.9

**Table 4. Summary of Loop Diuretic Users in the Sentinel Distributed Database (SDD) between January 1, 2000 and March 31, 2021, Cross-Stratified by Year-Quarter and Age (Years)**

	New Users	New Episodes	Adjusted Dispensings	Eligible Members <sup>1</sup>	New Users per 10,000 Eligible Members <sup>1</sup>	Eligible Member-Years <sup>1</sup>
<i>45-64 years, 2005</i>						
Quarter 1	2,010	2,010	2,010	160,346	125.35	36,902.5
Quarter 2	2,249	2,249	2,249	159,614	140.90	37,451.0
Quarter 3	1,483	1,483	1,483	160,236	92.55	33,179.3
Quarter 4	1,041	1,041	1,041	119,739	86.94	27,679.1
<i>45-64 years, 2006</i>						
Quarter 1	644	644	644	88,723	72.59	19,332.9
Quarter 2	649	649	649	81,111	80.01	18,793.7
Quarter 3	581	581	581	78,269	74.23	18,601.0
Quarter 4	389	389	389	76,496	50.85	17,746.5
<i>45-64 years, 2007</i>						
Quarter 1	31,737	31,737	31,737	2,515,061	126.19	580,153.9
Quarter 2	10,869	10,869	10,869	2,510,594	43.29	588,721.8
Quarter 3	8,208	8,208	8,208	2,508,987	32.71	594,360.9
Quarter 4	6,993	6,993	6,993	2,605,835	26.84	619,981.0
<i>45-64 years, 2008</i>						
Quarter 1	20,765	20,765	20,765	3,126,605	66.41	719,455.7
Quarter 2	12,006	12,006	12,006	3,168,701	37.89	725,231.0
Quarter 3	9,794	9,794	9,794	3,153,596	31.06	734,725.7
Quarter 4	8,874	8,874	8,874	7,472,319	11.88	750,390.3
<i>45-64 years, 2009</i>						
Quarter 1	52,385	52,385	52,385	7,096,837	73.81	1,625,558.3
Quarter 2	24,917	24,917	24,917	7,027,832	35.45	1,638,312.0
Quarter 3	20,395	20,395	20,395	7,050,519	28.93	1,659,229.5
Quarter 4	16,023	16,023	16,023	7,003,281	22.88	1,662,305.7
<i>45-64 years, 2010</i>						
Quarter 1	20,447	20,447	20,447	6,849,725	29.85	1,580,086.3
Quarter 2	19,837	19,837	19,837	6,804,580	29.15	1,591,160.8
Quarter 3	17,444	17,444	17,444	6,766,357	25.78	1,597,338.3
Quarter 4	13,118	13,118	13,118	6,687,770	19.61	1,589,831.2
<i>45-64 years, 2011</i>						
Quarter 1	235,412	235,412	235,412	8,794,537	267.68	2,006,660.8
Quarter 2	68,935	68,935	68,935	8,602,808	80.13	2,012,338.1
Quarter 3	55,367	55,367	55,367	8,596,709	64.40	2,030,805.3
Quarter 4	42,068	42,068	42,068	8,557,833	49.16	2,032,697.3
<i>45-64 years, 2012</i>						
Quarter 1	51,311	51,311	51,311	8,496,265	60.39	1,959,065.6
Quarter 2	46,390	46,390	46,390	8,540,961	54.31	1,957,421.5
Quarter 3	43,706	43,706	43,706	8,503,865	51.40	1,979,056.2
Quarter 4	36,367	36,367	36,367	8,906,046	40.83	1,985,566.1

**Table 4. Summary of Loop Diuretic Users in the Sentinel Distributed Database (SDD) between January 1, 2000 and March 31, 2021, Cross-Stratified by Year-Quarter and Age (Years)**

	<b>New Users</b>	<b>New Episodes</b>	<b>Adjusted Dispensings</b>	<b>Eligible Members<sup>1</sup></b>	<b>New Users per 10,000 Eligible Members<sup>1</sup></b>	<b>Eligible Member-Years<sup>1</sup></b>
<i>45-64 years, 2013</i>						
Quarter 1	43,990	43,990	43,990	8,382,202	52.48	1,943,990.4
Quarter 2	43,039	43,039	43,039	8,373,048	51.40	1,962,968.9
Quarter 3	40,919	40,919	40,919	8,402,309	48.70	1,991,793.9
Quarter 4	33,261	33,261	33,261	8,364,785	39.76	1,989,016.9
<i>45-64 years, 2014</i>						
Quarter 1	54,153	54,153	54,153	9,089,254	59.58	2,110,153.6
Quarter 2	46,192	46,192	46,192	9,002,957	51.31	2,110,340.1
Quarter 3	42,422	42,422	42,422	9,024,209	47.01	2,136,417.5
Quarter 4	34,639	34,639	34,639	8,980,132	38.57	2,126,316.1
<i>45-64 years, 2015</i>						
Quarter 1	50,127	50,127	50,127	9,346,057	53.63	2,169,720.8
Quarter 2	46,176	46,176	46,176	9,424,992	48.99	2,211,205.0
Quarter 3	42,344	42,344	42,344	9,426,830	44.92	2,237,208.6
Quarter 4	35,359	35,359	35,359	9,439,765	37.46	2,235,641.1
<i>45-64 years, 2016</i>						
Quarter 1	49,590	49,590	49,590	9,703,717	51.10	2,242,590.6
Quarter 2	43,834	43,834	43,834	9,712,068	45.13	2,240,427.8
Quarter 3	41,290	41,290	41,290	9,684,282	42.64	2,260,466.3
Quarter 4	35,128	35,128	35,128	10,776,956	32.60	2,267,879.2
<i>45-64 years, 2017</i>						
Quarter 1	45,366	45,366	45,366	9,554,796	47.48	2,215,747.7
Quarter 2	41,622	41,622	41,622	9,515,654	43.74	2,231,980.9
Quarter 3	38,439	38,439	38,439	9,480,027	40.55	2,248,906.5
Quarter 4	33,390	33,390	33,390	9,520,845	35.07	2,252,287.9
<i>45-64 years, 2018</i>						
Quarter 1	42,287	42,287	42,287	9,345,485	45.25	2,172,618.4
Quarter 2	40,093	40,093	40,093	9,286,101	43.18	2,176,889.7
Quarter 3	36,751	36,751	36,751	9,209,825	39.90	2,181,217.2
Quarter 4	31,563	31,563	31,563	9,170,937	34.42	2,172,989.8
<i>45-64 years, 2019</i>						
Quarter 1	38,969	38,969	38,969	8,976,602	43.41	2,086,622.6
Quarter 2	37,012	37,012	37,012	8,926,643	41.46	2,089,393.5
Quarter 3	34,614	34,614	34,614	8,874,222	39.01	2,097,665.1
Quarter 4	28,862	28,862	28,862	8,801,816	32.79	2,088,441.5
<i>45-64 years, 2020</i>						
Quarter 1	37,815	37,815	37,815	8,677,526	43.58	2,011,624.3
Quarter 2	33,441	33,441	33,441	8,672,325	38.56	2,012,131.5
Quarter 3	33,714	33,714	33,714	8,716,883	38.68	2,027,273.3
Quarter 4	28,267	28,267	28,267	9,399,076	30.07	2,018,877.9

**Table 4. Summary of Loop Diuretic Users in the Sentinel Distributed Database (SDD) between January 1, 2000 and March 31, 2021, Cross-Stratified by Year-Quarter and Age (Years)**

	New Users	New Episodes	Adjusted Dispensings	Eligible Members <sup>1</sup>	New Users per 10,000 Eligible Members <sup>1</sup>	Eligible Member-Years <sup>1</sup>
<i>45-64 years, 2021</i>						
Quarter 1	27,236	27,236	27,236	5,053,854	53.89	1,138,373.5
<i>65-74 years, 2000</i>						
Quarter 1	0	0	0	0	NaN	0.0
Quarter 2	0	0	0	0	NaN	0.0
Quarter 3	0	0	0	0	NaN	0.0
Quarter 4	410	410	410	54,513	75.21	149.2
<i>65-74 years, 2001</i>						
Quarter 1	10,077	10,077	10,077	58,620	1,719.04	11,815.2
Quarter 2	1,837	1,837	1,837	49,322	372.45	11,299.4
Quarter 3	1,340	1,340	1,340	48,537	276.08	11,317.5
Quarter 4	1,158	1,158	1,158	48,054	240.98	11,274.5
<i>65-74 years, 2002</i>						
Quarter 1	1,164	1,164	1,164	47,574	244.67	10,858.1
Quarter 2	1,203	1,203	1,203	47,628	252.58	10,952.1
Quarter 3	1,060	1,060	1,060	47,789	221.81	11,120.2
Quarter 4	871	871	871	46,869	185.84	10,889.5
<i>65-74 years, 2003</i>						
Quarter 1	897	897	897	45,918	195.35	10,471.3
Quarter 2	1,083	1,083	1,083	44,460	243.59	10,035.4
Quarter 3	915	915	915	43,500	210.34	10,101.1
Quarter 4	758	758	758	42,908	176.66	10,008.2
<i>65-74 years, 2004</i>						
Quarter 1	982	982	982	42,655	230.22	9,756.6
Quarter 2	880	880	880	42,327	207.91	9,630.3
Quarter 3	934	934	934	41,816	223.36	9,542.4
Quarter 4	692	692	692	40,704	170.01	9,369.4
<i>65-74 years, 2005</i>						
Quarter 1	732	732	732	40,114	182.48	8,973.3
Quarter 2	832	832	832	39,208	212.20	8,915.7
Quarter 3	592	592	592	39,204	151.00	8,165.6
Quarter 4	528	528	528	31,767	166.21	7,288.4
<i>65-74 years, 2006</i>						
Quarter 1	0	0	0	0	NaN	0.0
Quarter 2	0	0	0	0	NaN	0.0
Quarter 3	0	0	0	0	NaN	0.0
Quarter 4	0	0	0	0	NaN	0.0

**Table 4. Summary of Loop Diuretic Users in the Sentinel Distributed Database (SDD) between January 1, 2000 and March 31, 2021, Cross-Stratified by Year-Quarter and Age (Years)**

	New Users	New Episodes	Adjusted Dispensings	Eligible Members <sup>1</sup>	New Users per 10,000 Eligible Members <sup>1</sup>	Eligible Member-Years <sup>1</sup>
<i>65-74 years, 2007</i>						
Quarter 1	14,372	14,372	14,372	306,743	468.54	65,976.3
Quarter 2	4,542	4,542	4,542	322,566	140.81	71,027.6
Quarter 3	3,038	3,038	3,038	323,976	93.77	74,622.6
Quarter 4	2,504	2,504	2,504	331,176	75.61	76,517.0
<i>65-74 years, 2008</i>						
Quarter 1	24,551	24,551	24,551	736,867	333.18	160,416.8
Quarter 2	8,913	8,913	8,913	719,958	123.80	163,113.8
Quarter 3	6,644	6,644	6,644	716,458	92.73	165,481.3
Quarter 4	5,804	5,804	5,804	1,187,009	48.90	167,214.0
<i>65-74 years, 2009</i>						
Quarter 1	23,614	23,614	23,614	1,107,207	213.28	246,875.1
Quarter 2	12,344	12,344	12,344	1,098,524	112.37	251,257.7
Quarter 3	9,569	9,569	9,569	1,101,056	86.91	255,113.2
Quarter 4	8,131	8,131	8,131	1,094,753	74.27	255,124.6
<i>65-74 years, 2010</i>						
Quarter 1	11,600	11,600	11,600	1,073,108	108.10	241,857.8
Quarter 2	9,583	9,583	9,583	1,062,972	90.15	244,710.1
Quarter 3	7,879	7,879	7,879	1,059,984	74.33	246,273.9
Quarter 4	6,668	6,668	6,668	1,050,152	63.50	245,394.0
<i>65-74 years, 2011</i>						
Quarter 1	354,925	354,925	354,925	5,267,785	673.77	1,157,965.3
Quarter 2	94,223	94,223	94,223	4,969,999	189.58	1,142,109.0
Quarter 3	69,125	69,125	69,125	4,952,455	139.58	1,151,284.9
Quarter 4	55,493	55,493	55,493	4,921,333	112.76	1,149,552.2
<i>65-74 years, 2012</i>						
Quarter 1	76,021	76,021	76,021	5,189,957	146.48	1,180,656.2
Quarter 2	61,323	61,323	61,323	5,201,064	117.90	1,178,287.6
Quarter 3	54,646	54,646	54,646	5,226,990	104.55	1,197,944.9
Quarter 4	48,855	48,855	48,855	5,737,498	85.15	1,208,130.9
<i>65-74 years, 2013</i>						
Quarter 1	68,984	68,984	68,984	5,447,299	126.64	1,238,346.9
Quarter 2	59,816	59,816	59,816	5,460,397	109.55	1,255,334.2
Quarter 3	54,851	54,851	54,851	5,500,357	99.72	1,278,795.0
Quarter 4	46,187	46,187	46,187	5,487,820	84.16	1,283,011.5
<i>65-74 years, 2014</i>						
Quarter 1	94,010	94,010	94,010	6,329,370	148.53	1,441,934.7
Quarter 2	69,592	69,592	69,592	6,337,392	109.81	1,456,898.2
Quarter 3	60,123	60,123	60,123	6,354,969	94.61	1,478,083.4
Quarter 4	51,493	51,493	51,493	6,337,671	81.25	1,481,225.8



**Table 4. Summary of Loop Diuretic Users in the Sentinel Distributed Database (SDD) between January 1, 2000 and March 31, 2021, Cross-Stratified by Year-Quarter and Age (Years)**

	New Users	New Episodes	Adjusted Dispensings	Eligible Members <sup>1</sup>	New Users per 10,000 Eligible Members <sup>1</sup>	Eligible Member-Years <sup>1</sup>
<i>65-74 years, 2015</i>						
Quarter 1	73,596	73,596	73,596	6,632,432	110.96	1,514,392.8
Quarter 2	65,615	65,615	65,615	6,660,299	98.52	1,533,211.1
Quarter 3	60,434	60,434	60,434	6,724,087	89.88	1,562,175.0
Quarter 4	52,387	52,387	52,387	6,733,460	77.80	1,572,112.2
<i>65-74 years, 2016</i>						
Quarter 1	74,818	74,818	74,818	7,123,234	105.03	1,621,998.5
Quarter 2	64,735	64,735	64,735	7,187,122	90.07	1,625,968.8
Quarter 3	60,608	60,608	60,608	7,237,228	83.74	1,659,543.4
Quarter 4	53,147	53,147	53,147	7,735,719	68.70	1,673,983.6
<i>65-74 years, 2017</i>						
Quarter 1	71,408	71,408	71,408	7,305,161	97.75	1,665,066.1
Quarter 2	63,555	63,555	63,555	7,311,309	86.93	1,684,182.1
Quarter 3	59,907	59,907	59,907	7,371,540	81.27	1,715,195.3
Quarter 4	52,170	52,170	52,170	7,373,960	70.75	1,719,354.4
<i>65-74 years, 2018</i>						
Quarter 1	67,445	67,445	67,445	7,524,616	89.63	1,716,118.6
Quarter 2	63,890	63,890	63,890	7,528,314	84.87	1,732,617.7
Quarter 3	59,195	59,195	59,195	7,580,443	78.09	1,762,589.9
Quarter 4	51,707	51,707	51,707	7,580,797	68.21	1,770,020.2
<i>65-74 years, 2019</i>						
Quarter 1	65,583	65,583	65,583	7,653,751	85.69	1,747,237.1
Quarter 2	62,312	62,312	62,312	7,667,206	81.27	1,764,570.1
Quarter 3	58,351	58,351	58,351	7,735,774	75.43	1,798,129.5
Quarter 4	50,893	50,893	50,893	7,725,374	65.88	1,806,847.7
<i>65-74 years, 2020</i>						
Quarter 1	70,517	70,517	70,517	8,024,716	87.87	1,826,094.9
Quarter 2	57,348	57,348	57,348	8,156,918	70.31	1,870,689.2
Quarter 3	60,794	60,794	60,794	8,399,115	72.38	1,921,901.0
Quarter 4	53,397	53,397	53,397	9,116,747	58.57	1,943,697.7
<i>65-74 years, 2021</i>						
Quarter 1	59,234	59,234	59,234	7,654,100	77.39	1,670,033.5
<i>75-84 years, 2000</i>						
Quarter 1	0	0	0	0	NaN	0.0
Quarter 2	0	0	0	0	NaN	0.0
Quarter 3	0	0	0	0	NaN	0.0
Quarter 4	725	725	725	27,422	264.39	75.1

**Table 4. Summary of Loop Diuretic Users in the Sentinel Distributed Database (SDD) between January 1, 2000 and March 31, 2021, Cross-Stratified by Year-Quarter and Age (Years)**

	New Users	New Episodes	Adjusted Dispensings	Eligible Members <sup>1</sup>	New Users per 10,000 Eligible Members <sup>1</sup>	Eligible Member-Years <sup>1</sup>
<i>75-84 years, 2001</i>						
Quarter 1	6,902	6,902	6,902	29,778	2,317.82	5,621.5
Quarter 2	1,224	1,224	1,224	23,140	528.95	5,189.6
Quarter 3	990	990	990	22,576	438.52	5,133.6
Quarter 4	825	825	825	22,080	373.64	5,068.4
<i>75-84 years, 2002</i>						
Quarter 1	800	800	800	21,842	366.27	4,865.1
Quarter 2	812	812	812	21,653	375.01	4,877.1
Quarter 3	752	752	752	21,538	349.15	4,901.8
Quarter 4	660	660	660	21,135	312.28	4,854.1
<i>75-84 years, 2003</i>						
Quarter 1	659	659	659	20,946	314.62	4,683.5
Quarter 2	776	776	776	20,572	377.21	4,612.8
Quarter 3	723	723	723	20,257	356.91	4,609.3
Quarter 4	572	572	572	19,988	286.17	4,592.6
<i>75-84 years, 2004</i>						
Quarter 1	791	791	791	20,001	395.48	4,444.8
Quarter 2	693	693	693	19,500	355.38	4,334.5
Quarter 3	669	669	669	19,356	345.63	4,341.6
Quarter 4	591	591	591	19,154	308.55	4,322.4
<i>75-84 years, 2005</i>						
Quarter 1	562	562	562	19,147	293.52	4,206.5
Quarter 2	638	638	638	18,953	336.62	4,244.4
Quarter 3	574	574	574	19,227	298.54	4,186.1
Quarter 4	521	521	521	17,850	291.88	4,092.2
<i>75-84 years, 2006</i>						
Quarter 1	0	0	0	0	NaN	0.0
Quarter 2	0	0	0	0	NaN	0.0
Quarter 3	0	0	0	0	NaN	0.0
Quarter 4	0	0	0	0	NaN	0.0
<i>75-84 years, 2007</i>						
Quarter 1	14,144	14,144	14,144	152,940	924.81	31,765.2
Quarter 2	4,530	4,530	4,530	156,536	289.39	33,873.0
Quarter 3	2,917	2,917	2,917	154,438	188.88	35,475.9
Quarter 4	2,436	2,436	2,436	155,177	156.98	35,742.3
<i>75-84 years, 2008</i>						
Quarter 1	21,782	21,782	21,782	376,173	579.04	80,901.0
Quarter 2	7,530	7,530	7,530	355,119	212.04	80,567.0
Quarter 3	5,371	5,371	5,371	350,192	153.37	80,778.9
Quarter 4	5,140	5,140	5,140	561,753	91.50	80,941.4

**Table 4. Summary of Loop Diuretic Users in the Sentinel Distributed Database (SDD) between January 1, 2000 and March 31, 2021, Cross-Stratified by Year-Quarter and Age (Years)**

	New Users	New Episodes	Adjusted Dispensings	Eligible Members <sup>1</sup>	New Users per 10,000 Eligible Members <sup>1</sup>	Eligible Member-Years <sup>1</sup>
<i>75-84 years, 2009</i>						
Quarter 1	21,821	21,821	21,821	532,087	410.10	117,423.8
Quarter 2	10,190	10,190	10,190	520,435	195.80	118,129.2
Quarter 3	7,369	7,369	7,369	516,359	142.71	119,093.2
Quarter 4	6,527	6,527	6,527	512,271	127.41	118,547.9
<i>75-84 years, 2010</i>						
Quarter 1	9,339	9,339	9,339	503,923	185.33	112,873.6
Quarter 2	7,601	7,601	7,601	498,354	152.52	113,722.8
Quarter 3	6,079	6,079	6,079	496,505	122.44	114,607.9
Quarter 4	5,435	5,435	5,435	493,560	110.12	114,365.4
<i>75-84 years, 2011</i>						
Quarter 1	391,633	391,633	391,633	3,423,282	1,144.03	720,344.7
Quarter 2	92,334	92,334	92,334	3,060,998	301.65	691,716.2
Quarter 3	66,137	66,137	66,137	3,002,714	220.26	688,559.3
Quarter 4	53,916	53,916	53,916	2,957,549	182.30	681,752.9
<i>75-84 years, 2012</i>						
Quarter 1	70,812	70,812	70,812	3,057,081	231.63	691,880.9
Quarter 2	55,762	55,762	55,762	3,025,076	184.33	684,407.3
Quarter 3	47,675	47,675	47,675	3,003,589	158.73	688,099.6
Quarter 4	42,411	42,411	42,411	3,211,291	132.07	686,000.5
<i>75-84 years, 2013</i>						
Quarter 1	60,005	60,005	60,005	3,086,516	194.41	693,281.1
Quarter 2	50,725	50,725	50,725	3,062,810	165.62	695,040.4
Quarter 3	43,745	43,745	43,745	3,049,643	143.44	700,784.1
Quarter 4	38,464	38,464	38,464	3,026,043	127.11	698,485.1
<i>75-84 years, 2014</i>						
Quarter 1	87,168	87,168	87,168	3,471,870	251.07	779,109.0
Quarter 2	59,338	59,338	59,338	3,441,649	172.41	779,584.3
Quarter 3	47,638	47,638	47,638	3,406,414	139.85	781,604.6
Quarter 4	41,996	41,996	41,996	3,379,608	124.26	779,036.8
<i>75-84 years, 2015</i>						
Quarter 1	59,362	59,362	59,362	3,467,130	171.21	780,671.3
Quarter 2	52,057	52,057	52,057	3,455,791	150.64	783,753.7
Quarter 3	45,391	45,391	45,391	3,453,305	131.44	791,211.2
Quarter 4	40,653	40,653	40,653	3,440,360	118.16	791,865.7
<i>75-84 years, 2016</i>						
Quarter 1	56,331	56,331	56,331	3,533,363	159.43	801,210.4
Quarter 2	48,752	48,752	48,752	3,549,887	137.33	800,462.1
Quarter 3	43,909	43,909	43,909	3,562,719	123.25	814,150.4
Quarter 4	39,722	39,722	39,722	3,732,669	106.42	818,455.1

**Table 4. Summary of Loop Diuretic Users in the Sentinel Distributed Database (SDD) between January 1, 2000 and March 31, 2021, Cross-Stratified by Year-Quarter and Age (Years)**

	New Users	New Episodes	Adjusted Dispensings	Eligible Members <sup>1</sup>	New Users per 10,000 Eligible Members <sup>1</sup>	Eligible Member-Years <sup>1</sup>
<i>75-84 years, 2017</i>						
Quarter 1	53,879	53,879	53,879	3,578,064	150.58	803,920.5
Quarter 2	47,090	47,090	47,090	3,575,129	131.72	811,542.2
Quarter 3	42,300	42,300	42,300	3,594,060	117.69	823,813.1
Quarter 4	38,232	38,232	38,232	3,620,926	105.59	830,390.9
<i>75-84 years, 2018</i>						
Quarter 1	49,465	49,465	49,465	3,676,636	134.54	826,007.5
Quarter 2	47,792	47,792	47,792	3,693,781	129.39	836,925.4
Quarter 3	41,616	41,616	41,616	3,708,692	112.21	850,140.8
Quarter 4	38,053	38,053	38,053	3,715,737	102.41	854,932.9
<i>75-84 years, 2019</i>						
Quarter 1	47,457	47,457	47,457	3,719,766	127.58	837,269.3
Quarter 2	46,185	46,185	46,185	3,725,881	123.96	844,111.0
Quarter 3	41,481	41,481	41,481	3,733,462	111.11	855,784.3
Quarter 4	36,885	36,885	36,885	3,723,736	99.05	857,744.9
<i>75-84 years, 2020</i>						
Quarter 1	51,231	51,231	51,231	3,807,563	134.55	861,596.0
Quarter 2	41,282	41,282	41,282	3,866,559	106.77	885,109.6
Quarter 3	42,059	42,059	42,059	3,986,011	105.52	906,336.5
Quarter 4	38,102	38,102	38,102	4,262,291	89.39	916,103.8
<i>75-84 years, 2021</i>						
Quarter 1	42,138	42,138	42,138	3,713,118	113.48	793,741.7
<i>≥ 85 years, 2000</i>						
Quarter 1	0	0	0	0	NaN	0.0
Quarter 2	0	0	0	0	NaN	0.0
Quarter 3	0	0	0	0	NaN	0.0
Quarter 4	942	942	942	15,089	624.30	41.3
<i>≥ 85 years, 2001</i>						
Quarter 1	4,418	4,418	4,418	16,372	2,698.51	2,959.1
Quarter 2	743	743	743	11,935	622.54	2,650.8
Quarter 3	596	596	596	11,454	520.34	2,586.0
Quarter 4	527	527	527	11,160	472.22	2,523.6
<i>≥ 85 years, 2002</i>						
Quarter 1	527	527	527	10,952	481.19	2,391.9
Quarter 2	536	536	536	10,662	502.72	2,360.7
Quarter 3	521	521	521	10,507	495.86	2,357.0
Quarter 4	453	453	453	10,208	443.77	2,302.6

**Table 4. Summary of Loop Diuretic Users in the Sentinel Distributed Database (SDD) between January 1, 2000 and March 31, 2021, Cross-Stratified by Year-Quarter and Age (Years)**

	New Users	New Episodes	Adjusted Dispensings	Eligible Members <sup>1</sup>	New Users per 10,000 Eligible Members <sup>1</sup>	Eligible Member-Years <sup>1</sup>
<i>≥ 85 years, 2003</i>						
Quarter 1	422	422	422	9,973	423.14	2,188.8
Quarter 2	482	482	482	9,743	494.71	2,163.4
Quarter 3	442	442	442	9,595	460.66	2,162.5
Quarter 4	402	402	402	9,392	428.02	2,115.8
<i>≥ 85 years, 2004</i>						
Quarter 1	511	511	511	9,310	548.87	1,998.3
Quarter 2	454	454	454	8,768	517.79	1,919.6
Quarter 3	468	468	468	8,657	540.60	1,900.9
Quarter 4	409	409	409	8,460	483.45	1,863.0
<i>≥ 85 years, 2005</i>						
Quarter 1	392	392	392	8,355	469.18	1,787.7
Quarter 2	387	387	387	8,206	471.61	1,792.5
Quarter 3	369	369	369	8,331	442.92	1,837.0
Quarter 4	354	354	354	8,297	426.66	1,854.5
<i>≥ 85 years, 2006</i>						
Quarter 1	0	0	0	0	NaN	0.0
Quarter 2	0	0	0	0	NaN	0.0
Quarter 3	0	0	0	0	NaN	0.0
Quarter 4	0	0	0	0	NaN	0.0
<i>≥ 85 years, 2007</i>						
Quarter 1	9,534	9,534	9,534	55,764	1,709.71	10,828.1
Quarter 2	2,957	2,957	2,957	52,926	558.70	11,134.5
Quarter 3	1,823	1,823	1,823	51,098	356.77	11,549.7
Quarter 4	1,532	1,532	1,532	51,059	300.05	11,629.1
<i>≥ 85 years, 2008</i>						
Quarter 1	11,373	11,373	11,373	118,787	957.43	24,387.7
Quarter 2	3,835	3,835	3,835	108,495	353.47	24,234.6
Quarter 3	2,867	2,867	2,867	106,821	268.39	24,309.4
Quarter 4	2,899	2,899	2,899	183,648	157.86	24,482.6
<i>≥ 85 years, 2009</i>						
Quarter 1	12,849	12,849	12,849	177,017	725.86	38,043.8
Quarter 2	5,449	5,449	5,449	169,599	321.29	37,994.5
Quarter 3	4,168	4,168	4,168	168,848	246.85	38,505.0
Quarter 4	3,776	3,776	3,776	168,356	224.29	38,635.8
<i>≥ 85 years, 2010</i>						
Quarter 1	5,329	5,329	5,329	166,497	320.07	36,881.9
Quarter 2	4,159	4,159	4,159	165,203	251.75	37,245.3
Quarter 3	3,553	3,553	3,553	165,371	214.85	37,793.4
Quarter 4	3,271	3,271	3,271	165,278	197.91	37,874.9

**Table 4. Summary of Loop Diuretic Users in the Sentinel Distributed Database (SDD) between January 1, 2000 and March 31, 2021, Cross-Stratified by Year-Quarter and Age (Years)**

	<b>New Users</b>	<b>New Episodes</b>	<b>Adjusted Dispensings</b>	<b>Eligible Members<sup>1</sup></b>	<b>New Users per 10,000 Eligible Members<sup>1</sup></b>	<b>Eligible Member-Years<sup>1</sup></b>
<i>≥ 85 years, 2011</i>						
Quarter 1	333,980	333,980	333,980	1,676,143	1,992.55	327,335.9
Quarter 2	66,252	66,252	66,252	1,356,031	488.57	301,972.9
Quarter 3	48,009	48,009	48,009	1,320,684	363.52	299,264.2
Quarter 4	42,002	42,002	42,002	1,299,105	323.31	296,240.3
<i>≥ 85 years, 2012</i>						
Quarter 1	54,911	54,911	54,911	1,343,882	408.60	299,373.4
Quarter 2	41,819	41,819	41,819	1,316,517	317.65	294,792.9
Quarter 3	36,144	36,144	36,144	1,303,195	277.35	295,877.5
Quarter 4	34,031	34,031	34,031	1,383,731	245.94	294,781.2
<i>≥ 85 years, 2013</i>						
Quarter 1	47,766	47,766	47,766	1,340,052	356.45	296,640.0
Quarter 2	38,495	38,495	38,495	1,313,400	293.09	295,230.2
Quarter 3	33,599	33,599	33,599	1,303,828	257.70	297,168.9
Quarter 4	30,511	30,511	30,511	1,290,743	236.38	295,723.0
<i>≥ 85 years, 2014</i>						
Quarter 1	68,854	68,854	68,854	1,493,970	460.88	329,721.8
Quarter 2	44,388	44,388	44,388	1,456,797	304.70	326,726.2
Quarter 3	36,206	36,206	36,206	1,434,114	252.46	326,366.7
Quarter 4	33,663	33,663	33,663	1,417,309	237.51	324,050.8
<i>≥ 85 years, 2015</i>						
Quarter 1	45,301	45,301	45,301	1,441,669	314.23	320,359.0
Quarter 2	38,046	38,046	38,046	1,418,931	268.13	318,723.3
Quarter 3	33,720	33,720	33,720	1,410,497	239.06	320,478.2
Quarter 4	31,366	31,366	31,366	1,399,663	224.10	319,758.9
<i>≥ 85 years, 2016</i>						
Quarter 1	42,009	42,009	42,009	1,428,182	294.14	320,410.3
Quarter 2	35,549	35,549	35,549	1,417,701	250.75	317,154.6
Quarter 3	31,702	31,702	31,702	1,411,224	224.64	320,108.9
Quarter 4	30,532	30,532	30,532	1,461,465	208.91	319,826.2
<i>≥ 85 years, 2017</i>						
Quarter 1	39,428	39,428	39,428	1,391,342	283.38	309,274.5
Quarter 2	33,426	33,426	33,426	1,369,218	244.12	308,216.2
Quarter 3	29,645	29,645	29,645	1,362,161	217.63	310,316.5
Quarter 4	27,883	27,883	27,883	1,356,649	205.53	309,693.7
<i>≥ 85 years, 2018</i>						
Quarter 1	36,391	36,391	36,391	1,363,572	266.88	303,186.9
Quarter 2	32,429	32,429	32,429	1,344,969	241.11	302,417.7
Quarter 3	28,376	28,376	28,376	1,333,829	212.74	303,912.0
Quarter 4	26,764	26,764	26,764	1,324,976	202.00	302,514.7

**Table 4. Summary of Loop Diuretic Users in the Sentinel Distributed Database (SDD) between January 1, 2000 and March 31, 2021, Cross-Stratified by Year-Quarter and Age (Years)**

	New Users	New Episodes	Adjusted Dispensings	Eligible Members <sup>1</sup>	New Users per 10,000 Eligible Members <sup>1</sup>	Eligible Member-Years <sup>1</sup>
<i>≥ 85 years, 2019</i>						
Quarter 1	32,482	32,482	32,482	1,317,375	246.57	293,429.1
Quarter 2	30,940	30,940	30,940	1,305,145	237.06	292,846.7
Quarter 3	26,947	26,947	26,947	1,298,612	207.51	294,943.6
Quarter 4	25,306	25,306	25,306	1,289,906	196.18	294,562.8
<i>≥ 85 years, 2020</i>						
Quarter 1	33,207	33,207	33,207	1,313,594	252.80	293,795.5
Quarter 2	26,040	26,040	26,040	1,322,302	196.93	298,878.9
Quarter 3	26,074	26,074	26,074	1,355,873	192.30	305,153.4
Quarter 4	25,454	25,454	25,454	1,436,099	177.24	308,255.4
<i>≥ 85 years, 2021</i>						
Quarter 1	28,380	28,380	28,380	1,267,478	223.91	270,001.2
<b>Torsemide</b>						
<i>18-44 years, 2000</i>						
Quarter 1	0	0	0	0	NaN	0.0
Quarter 2	0	0	0	0	NaN	0.0
Quarter 3	0	0	0	0	NaN	0.0
Quarter 4	*****	*****	*****	*****	0.03	1,041.9
<i>18-44 years, 2001</i>						
Quarter 1	84	84	84	400,527	2.10	94,655.9
Quarter 2	58	58	58	405,414	1.43	97,245.5
Quarter 3	63	63	63	414,195	1.52	100,252.1
Quarter 4	41	41	41	421,002	0.97	101,953.4
<i>18-44 years, 2002</i>						
Quarter 1	70	70	70	397,220	1.76	94,098.8
Quarter 2	79	79	79	405,932	1.95	94,092.5
Quarter 3	59	59	59	394,577	1.50	95,184.7
Quarter 4	45	45	45	389,562	1.16	87,301.7
<i>18-44 years, 2003</i>						
Quarter 1	45	45	45	339,789	1.32	79,809.3
Quarter 2	70	70	70	334,142	2.09	78,376.3
Quarter 3	85	85	85	331,447	2.56	79,001.8
Quarter 4	41	41	41	328,474	1.25	78,557.7
<i>18-44 years, 2004</i>						
Quarter 1	60	60	60	333,739	1.80	77,701.1
Quarter 2	82	82	82	337,642	2.43	78,066.0
Quarter 3	74	74	74	339,142	2.18	78,678.4
Quarter 4	59	59	59	338,741	1.74	78,868.4

**Table 4. Summary of Loop Diuretic Users in the Sentinel Distributed Database (SDD) between January 1, 2000 and March 31, 2021, Cross-Stratified by Year-Quarter and Age (Years)**

	New Users	New Episodes	Adjusted Dispensings	Eligible Members <sup>1</sup>	New Users per 10,000 Eligible Members <sup>1</sup>	Eligible Member-Years <sup>1</sup>
<i>18-44 years, 2005</i>						
Quarter 1	55	55	55	334,682	1.64	76,725.5
Quarter 2	50	50	50	335,439	1.49	78,799.5
Quarter 3	41	41	41	346,069	1.18	77,289.2
Quarter 4	30	30	30	316,926	0.95	74,518.5
<i>18-44 years, 2006</i>						
Quarter 1	20	20	20	289,996	0.69	66,347.2
Quarter 2	16	16	16	289,671	0.55	67,224.9
Quarter 3	24	24	24	287,195	0.84	67,862.5
Quarter 4	13	13	13	288,827	0.45	67,258.2
<i>18-44 years, 2007</i>						
Quarter 1	367	367	367	3,425,475	1.07	788,832.6
Quarter 2	175	175	175	3,443,937	0.51	801,646.0
Quarter 3	134	134	134	3,480,568	0.38	810,697.8
Quarter 4	98	98	98	3,546,730	0.28	837,958.9
<i>18-44 years, 2008</i>						
Quarter 1	151	151	151	4,095,494	0.37	933,780.7
Quarter 2	143	143	143	4,153,313	0.34	937,111.9
Quarter 3	128	128	128	4,168,052	0.31	946,509.2
Quarter 4	107	107	107	10,259,820	0.10	966,326.5
<i>18-44 years, 2009</i>						
Quarter 1	597	597	597	9,647,206	0.62	2,201,147.9
Quarter 2	315	315	315	9,593,581	0.33	2,224,664.3
Quarter 3	281	281	281	9,753,511	0.29	2,256,455.6
Quarter 4	174	174	174	9,519,255	0.18	2,253,562.7
<i>18-44 years, 2010</i>						
Quarter 1	239	239	239	9,279,281	0.26	2,136,609.5
Quarter 2	254	254	254	9,179,823	0.28	2,140,216.4
Quarter 3	227	227	227	9,213,697	0.25	2,142,587.6
Quarter 4	153	153	153	8,937,124	0.17	2,121,928.3
<i>18-44 years, 2011</i>						
Quarter 1	1,499	1,499	1,499	9,677,958	1.55	2,239,045.3
Quarter 2	580	580	580	9,681,172	0.60	2,263,235.9
Quarter 3	474	474	474	9,819,893	0.48	2,291,346.7
Quarter 4	426	426	426	9,690,374	0.44	2,305,117.0
<i>18-44 years, 2012</i>						
Quarter 1	460	460	460	9,688,448	0.47	2,223,392.8
Quarter 2	484	484	484	9,805,231	0.49	2,227,800.6
Quarter 3	388	388	388	9,996,388	0.39	2,261,072.9
Quarter 4	379	379	379	10,301,771	0.37	2,275,903.6



**Table 4. Summary of Loop Diuretic Users in the Sentinel Distributed Database (SDD) between January 1, 2000 and March 31, 2021, Cross-Stratified by Year-Quarter and Age (Years)**

	New Users	New Episodes	Adjusted Dispensings	Eligible Members <sup>1</sup>	New Users per 10,000 Eligible Members <sup>1</sup>	Eligible Member-Years <sup>1</sup>
<i>18-44 years, 2013</i>						
Quarter 1	410	410	410	9,525,424	0.43	2,208,209.9
Quarter 2	429	429	429	9,510,668	0.45	2,228,463.7
Quarter 3	420	420	420	9,666,628	0.43	2,261,168.6
Quarter 4	366	366	366	9,438,721	0.39	2,247,879.2
<i>18-44 years, 2014</i>						
Quarter 1	484	484	484	10,297,004	0.47	2,396,019.0
Quarter 2	525	525	525	10,278,867	0.51	2,410,141.3
Quarter 3	463	463	463	10,464,992	0.44	2,452,344.0
Quarter 4	379	379	379	10,355,048	0.37	2,455,111.3
<i>18-44 years, 2015</i>						
Quarter 1	523	523	523	10,758,410	0.49	2,504,655.7
Quarter 2	492	492	492	10,877,876	0.45	2,554,814.4
Quarter 3	445	445	445	11,016,689	0.40	2,589,678.1
Quarter 4	416	416	416	10,908,765	0.38	2,588,126.6
<i>18-44 years, 2016</i>						
Quarter 1	547	547	547	11,135,786	0.49	2,571,447.1
Quarter 2	512	512	512	11,261,044	0.45	2,580,303.3
Quarter 3	478	478	478	11,431,685	0.42	2,608,897.4
Quarter 4	433	433	433	12,620,540	0.34	2,622,602.7
<i>18-44 years, 2017</i>						
Quarter 1	526	526	526	11,102,600	0.47	2,579,363.7
Quarter 2	532	532	532	11,116,932	0.48	2,606,674.1
Quarter 3	484	484	484	11,221,898	0.43	2,636,485.1
Quarter 4	439	439	439	11,216,288	0.39	2,660,890.8
<i>18-44 years, 2018</i>						
Quarter 1	523	523	523	11,078,594	0.47	2,581,439.5
Quarter 2	539	539	539	11,051,752	0.49	2,594,171.2
Quarter 3	481	481	481	11,114,316	0.43	2,606,883.0
Quarter 4	482	482	482	10,980,863	0.44	2,608,707.6
<i>18-44 years, 2019</i>						
Quarter 1	547	547	547	10,759,385	0.51	2,510,595.5
Quarter 2	575	575	575	10,790,679	0.53	2,532,519.1
Quarter 3	534	534	534	10,927,182	0.49	2,560,421.0
Quarter 4	515	515	515	10,769,434	0.48	2,563,514.2
<i>18-44 years, 2020</i>						
Quarter 1	585	585	585	10,379,270	0.56	2,407,948.0
Quarter 2	499	499	499	10,445,666	0.48	2,410,643.2
Quarter 3	605	605	605	10,671,382	0.57	2,438,039.7
Quarter 4	537	537	537	11,448,013	0.47	2,436,020.7

**Table 4. Summary of Loop Diuretic Users in the Sentinel Distributed Database (SDD) between January 1, 2000 and March 31, 2021, Cross-Stratified by Year-Quarter and Age (Years)**

	New Users	New Episodes	Adjusted Dispensings	Eligible Members <sup>1</sup>	New Users per 10,000 Eligible Members <sup>1</sup>	Eligible Member-Years <sup>1</sup>
<i>18-44 years, 2021</i>						
Quarter 1	535	535	535	5,112,476	1.05	1,180,805.1
<i>45-64 years, 2000</i>						
Quarter 1	0	0	0	0	NaN	0.0
Quarter 2	0	0	0	0	NaN	0.0
Quarter 3	0	0	0	0	NaN	0.0
Quarter 4	*****	*****	*****	*****	0.48	512.0
<i>45-64 years, 2001</i>						
Quarter 1	455	455	455	198,158	22.96	46,625.0
Quarter 2	228	228	228	199,950	11.40	47,694.8
Quarter 3	174	174	174	203,177	8.56	48,916.9
Quarter 4	184	184	184	205,695	8.95	49,644.4
<i>45-64 years, 2002</i>						
Quarter 1	203	203	203	203,766	9.96	47,998.5
Quarter 2	284	284	284	208,602	13.61	48,945.0
Quarter 3	192	192	192	208,791	9.20	50,121.9
Quarter 4	168	168	168	209,499	8.02	48,776.3
<i>45-64 years, 2003</i>						
Quarter 1	201	201	201	198,476	10.13	46,596.5
Quarter 2	225	225	225	199,536	11.28	46,969.8
Quarter 3	252	252	252	198,139	12.72	47,685.6
Quarter 4	185	185	185	196,729	9.40	47,418.3
<i>45-64 years, 2004</i>						
Quarter 1	148	148	148	197,605	7.49	46,765.6
Quarter 2	204	204	204	197,387	10.34	46,649.5
Quarter 3	204	204	204	198,171	10.29	47,166.1
Quarter 4	185	185	185	198,450	9.32	47,284.9
<i>45-64 years, 2005</i>						
Quarter 1	156	156	156	199,778	7.81	46,413.5
Quarter 2	164	164	164	199,579	8.22	47,261.3
Quarter 3	104	104	104	201,190	5.17	42,525.1
Quarter 4	79	79	79	154,580	5.11	36,046.7
<i>45-64 years, 2006</i>						
Quarter 1	37	37	37	112,119	3.30	24,530.3
Quarter 2	52	52	52	101,668	5.11	23,672.3
Quarter 3	31	31	31	97,959	3.16	23,379.3
Quarter 4	41	41	41	95,403	4.30	22,140.4

**Table 4. Summary of Loop Diuretic Users in the Sentinel Distributed Database (SDD) between January 1, 2000 and March 31, 2021, Cross-Stratified by Year-Quarter and Age (Years)**

	New Users	New Episodes	Adjusted Dispensings	Eligible Members <sup>1</sup>	New Users per 10,000 Eligible Members <sup>1</sup>	Eligible Member-Years <sup>1</sup>
<i>45-64 years, 2007</i>						
Quarter 1	2,256	2,256	2,256	2,532,700	8.91	588,767.2
Quarter 2	658	658	658	2,555,694	2.57	600,707.4
Quarter 3	539	539	539	2,560,665	2.10	607,751.0
Quarter 4	421	421	421	2,662,066	1.58	634,353.0
<i>45-64 years, 2008</i>						
Quarter 1	1,185	1,185	1,185	3,184,139	3.72	736,023.6
Quarter 2	641	641	641	3,241,993	1.98	743,940.1
Quarter 3	551	551	551	3,232,622	1.70	754,883.7
Quarter 4	494	494	494	7,555,584	0.65	771,271.8
<i>45-64 years, 2009</i>						
Quarter 1	3,446	3,446	3,446	7,177,889	4.80	1,651,572.1
Quarter 2	1,382	1,382	1,382	7,150,134	1.93	1,670,175.7
Quarter 3	1,116	1,116	1,116	7,186,370	1.55	1,693,951.1
Quarter 4	926	926	926	7,145,850	1.30	1,698,446.0
<i>45-64 years, 2010</i>						
Quarter 1	1,108	1,108	1,108	6,984,828	1.59	1,614,130.8
Quarter 2	1,079	1,079	1,079	6,949,173	1.55	1,627,731.6
Quarter 3	888	888	888	6,919,227	1.28	1,636,071.8
Quarter 4	705	705	705	6,846,334	1.03	1,629,567.4
<i>45-64 years, 2011</i>						
Quarter 1	10,881	10,881	10,881	8,940,861	12.17	2,076,752.2
Quarter 2	3,413	3,413	3,413	8,954,665	3.81	2,104,792.2
Quarter 3	2,717	2,717	2,717	8,989,112	3.02	2,132,531.8
Quarter 4	2,210	2,210	2,210	8,976,543	2.46	2,139,108.8
<i>45-64 years, 2012</i>						
Quarter 1	2,734	2,734	2,734	8,912,266	3.07	2,064,245.9
Quarter 2	2,371	2,371	2,371	8,980,083	2.64	2,067,373.5
Quarter 3	2,272	2,272	2,272	8,961,429	2.54	2,094,522.3
Quarter 4	2,147	2,147	2,147	9,380,751	2.29	2,104,219.0
<i>45-64 years, 2013</i>						
Quarter 1	2,498	2,498	2,498	8,852,007	2.82	2,060,042.1
Quarter 2	2,494	2,494	2,494	8,859,515	2.82	2,083,767.7
Quarter 3	2,347	2,347	2,347	8,903,747	2.64	2,117,497.6
Quarter 4	2,069	2,069	2,069	8,878,028	2.33	2,116,777.0
<i>45-64 years, 2014</i>						
Quarter 1	3,530	3,530	3,530	9,587,055	3.68	2,233,945.0
Quarter 2	3,318	3,318	3,318	9,524,213	3.48	2,239,505.6
Quarter 3	2,593	2,593	2,593	9,557,747	2.71	2,269,904.8
Quarter 4	2,289	2,289	2,289	9,523,779	2.40	2,261,369.9

**Table 4. Summary of Loop Diuretic Users in the Sentinel Distributed Database (SDD) between January 1, 2000 and March 31, 2021, Cross-Stratified by Year-Quarter and Age (Years)**

	New Users	New Episodes	Adjusted Dispensings	Eligible Members <sup>1</sup>	New Users per 10,000 Eligible Members <sup>1</sup>	Eligible Member-Years <sup>1</sup>
<i>45-64 years, 2015</i>						
Quarter 1	3,302	3,302	3,302	9,876,872	3.34	2,300,719.6
Quarter 2	3,027	3,027	3,027	9,974,785	3.03	2,347,312.9
Quarter 3	2,771	2,771	2,771	9,990,130	2.77	2,377,752.1
Quarter 4	2,515	2,515	2,515	10,013,593	2.51	2,377,870.5
<i>45-64 years, 2016</i>						
Quarter 1	3,475	3,475	3,475	10,265,811	3.39	2,381,908.6
Quarter 2	2,986	2,986	2,986	10,290,973	2.90	2,382,527.6
Quarter 3	2,989	2,989	2,989	10,273,436	2.91	2,406,753.6
Quarter 4	2,850	2,850	2,850	11,379,926	2.50	2,415,693.0
<i>45-64 years, 2017</i>						
Quarter 1	3,501	3,501	3,501	10,133,232	3.45	2,356,793.7
Quarter 2	3,120	3,120	3,120	10,104,103	3.09	2,376,281.0
Quarter 3	3,281	3,281	3,281	10,074,447	3.26	2,396,137.9
Quarter 4	2,941	2,941	2,941	10,119,042	2.91	2,399,962.0
<i>45-64 years, 2018</i>						
Quarter 1	3,620	3,620	3,620	9,918,337	3.65	2,312,001.5
Quarter 2	3,534	3,534	3,534	9,865,221	3.58	2,318,564.5
Quarter 3	3,292	3,292	3,292	9,791,169	3.36	2,324,743.7
Quarter 4	3,243	3,243	3,243	9,752,534	3.33	2,316,253.0
<i>45-64 years, 2019</i>						
Quarter 1	3,920	3,920	3,920	9,529,771	4.11	2,220,680.4
Quarter 2	3,671	3,671	3,671	9,481,452	3.87	2,224,627.4
Quarter 3	3,519	3,519	3,519	9,428,262	3.73	2,234,088.8
Quarter 4	3,284	3,284	3,284	9,352,330	3.51	2,224,150.0
<i>45-64 years, 2020</i>						
Quarter 1	4,157	4,157	4,157	9,181,453	4.53	2,134,860.8
Quarter 2	3,571	3,571	3,571	9,179,432	3.89	2,136,021.8
Quarter 3	3,780	3,780	3,780	9,228,395	4.10	2,153,014.3
Quarter 4	3,340	3,340	3,340	9,911,569	3.37	2,144,066.9
<i>45-64 years, 2021</i>						
Quarter 1	3,390	3,390	3,390	5,458,754	6.21	1,231,620.6
<i>65-74 years, 2000</i>						
Quarter 1	0	0	0	0	NaN	0.0
Quarter 2	0	0	0	0	NaN	0.0
Quarter 3	0	0	0	0	NaN	0.0
Quarter 4	*****	*****	*****	*****	1.28	149.2

**Table 4. Summary of Loop Diuretic Users in the Sentinel Distributed Database (SDD) between January 1, 2000 and March 31, 2021, Cross-Stratified by Year-Quarter and Age (Years)**

	New Users	New Episodes	Adjusted Dispensings	Eligible Members <sup>1</sup>	New Users per 10,000 Eligible Members <sup>1</sup>	Eligible Member-Years <sup>1</sup>
<i>65-74 years, 2001</i>						
Quarter 1	276	276	276	59,283	46.56	13,635.3
Quarter 2	89	89	89	59,546	14.95	13,929.4
Quarter 3	114	114	114	60,095	18.97	14,242.8
Quarter 4	108	108	108	60,310	17.91	14,353.3
<i>65-74 years, 2002</i>						
Quarter 1	103	103	103	60,488	17.03	13,984.4
Quarter 2	125	125	125	61,271	20.40	14,288.2
Quarter 3	119	119	119	62,200	19.13	14,661.3
Quarter 4	88	88	88	61,735	14.25	14,529.1
<i>65-74 years, 2003</i>						
Quarter 1	90	90	90	61,124	14.72	14,097.4
Quarter 2	96	96	96	59,901	16.03	13,762.9
Quarter 3	99	99	99	59,539	16.63	14,007.4
Quarter 4	74	74	74	59,300	12.48	13,989.3
<i>65-74 years, 2004</i>						
Quarter 1	82	82	82	59,390	13.81	13,782.8
Quarter 2	102	102	102	59,526	17.14	13,731.9
Quarter 3	86	86	86	59,243	14.52	13,755.9
Quarter 4	75	75	75	58,370	12.85	13,638.1
<i>65-74 years, 2005</i>						
Quarter 1	71	71	71	57,980	12.25	13,147.2
Quarter 2	94	94	94	57,190	16.44	13,188.1
Quarter 3	41	41	41	57,503	7.13	12,219.0
Quarter 4	31	31	31	47,354	6.55	10,988.5
<i>65-74 years, 2006</i>						
Quarter 1	0	0	0	0	NaN	0.0
Quarter 2	0	0	0	0	NaN	0.0
Quarter 3	0	0	0	0	NaN	0.0
Quarter 4	0	0	0	0	NaN	0.0
<i>65-74 years, 2007</i>						
Quarter 1	938	938	938	306,970	30.56	68,002.3
Quarter 2	294	294	294	335,679	8.76	74,622.8
Quarter 3	195	195	195	340,234	5.73	78,854.6
Quarter 4	195	195	195	349,117	5.59	81,072.2
<i>65-74 years, 2008</i>						
Quarter 1	1,122	1,122	1,122	755,405	14.85	168,359.5
Quarter 2	460	460	460	759,618	6.06	173,529.9
Quarter 3	336	336	336	761,772	4.41	177,080.6
Quarter 4	306	306	306	1,235,455	2.48	179,443.8

**Table 4. Summary of Loop Diuretic Users in the Sentinel Distributed Database (SDD) between January 1, 2000 and March 31, 2021, Cross-Stratified by Year-Quarter and Age (Years)**

	New Users	New Episodes	Adjusted Dispensings	Eligible Members <sup>1</sup>	New Users per 10,000 Eligible Members <sup>1</sup>	Eligible Member-Years <sup>1</sup>
<i>65-74 years, 2009</i>						
Quarter 1	1,609	1,609	1,609	1,154,047	13.94	260,716.0
Quarter 2	749	749	749	1,162,910	6.44	267,805.5
Quarter 3	556	556	556	1,172,804	4.74	273,267.2
Quarter 4	487	487	487	1,170,490	4.16	274,062.9
<i>65-74 years, 2010</i>						
Quarter 1	639	639	639	1,144,351	5.58	259,684.6
Quarter 2	505	505	505	1,139,749	4.43	263,823.3
Quarter 3	492	492	492	1,141,339	4.31	266,443.4
Quarter 4	413	413	413	1,134,015	3.64	266,068.1
<i>65-74 years, 2011</i>						
Quarter 1	18,112	18,112	18,112	5,347,643	33.87	1,228,267.2
Quarter 2	5,079	5,079	5,079	5,365,679	9.47	1,247,155.1
Quarter 3	3,814	3,814	3,814	5,406,200	7.05	1,268,218.2
Quarter 4	3,104	3,104	3,104	5,406,682	5.74	1,272,411.9
<i>65-74 years, 2012</i>						
Quarter 1	4,339	4,339	4,339	5,682,807	7.64	1,306,021.4
Quarter 2	3,587	3,587	3,587	5,734,593	6.26	1,310,825.6
Quarter 3	3,266	3,266	3,266	5,786,651	5.64	1,337,502.1
Quarter 4	2,994	2,994	2,994	6,316,712	4.74	1,351,401.9
<i>65-74 years, 2013</i>						
Quarter 1	4,299	4,299	4,299	6,019,140	7.14	1,379,345.6
Quarter 2	3,905	3,905	3,905	6,062,731	6.44	1,403,655.7
Quarter 3	3,454	3,454	3,454	6,124,624	5.64	1,433,520.4
Quarter 4	3,271	3,271	3,271	6,127,156	5.34	1,440,501.1
<i>65-74 years, 2014</i>						
Quarter 1	6,598	6,598	6,598	6,958,590	9.48	1,599,278.0
Quarter 2	5,448	5,448	5,448	7,018,256	7.76	1,624,517.4
Quarter 3	4,186	4,186	4,186	7,058,160	5.93	1,651,910.1
Quarter 4	3,766	3,766	3,766	7,054,461	5.34	1,657,647.9
<i>65-74 years, 2015</i>						
Quarter 1	5,186	5,186	5,186	7,337,571	7.07	1,686,814.4
Quarter 2	4,825	4,825	4,825	7,393,038	6.53	1,712,396.3
Quarter 3	4,330	4,330	4,330	7,475,357	5.79	1,747,206.3
Quarter 4	4,215	4,215	4,215	7,496,509	5.62	1,759,288.8
<i>65-74 years, 2016</i>						
Quarter 1	5,816	5,816	5,816	7,874,940	7.39	1,806,826.1
Quarter 2	5,035	5,035	5,035	7,966,489	6.32	1,815,572.0
Quarter 3	4,793	4,793	4,793	8,034,403	5.97	1,855,021.7
Quarter 4	4,482	4,482	4,482	8,547,776	5.24	1,871,882.4

**Table 4. Summary of Loop Diuretic Users in the Sentinel Distributed Database (SDD) between January 1, 2000 and March 31, 2021, Cross-Stratified by Year-Quarter and Age (Years)**

	New Users	New Episodes	Adjusted Dispensings	Eligible Members <sup>1</sup>	New Users per 10,000 Eligible Members <sup>1</sup>	Eligible Member-Years <sup>1</sup>
<i>65-74 years, 2017</i>						
Quarter 1	5,939	5,939	5,939	8,091,908	7.34	1,855,483.3
Quarter 2	5,378	5,378	5,378	8,117,965	6.62	1,880,195.3
Quarter 3	5,506	5,506	5,506	8,192,447	6.72	1,916,220.3
Quarter 4	4,863	4,863	4,863	8,201,385	5.93	1,921,163.4
<i>65-74 years, 2018</i>						
Quarter 1	6,266	6,266	6,266	8,324,411	7.53	1,908,643.1
Quarter 2	5,966	5,966	5,966	8,340,704	7.15	1,929,579.5
Quarter 3	5,678	5,678	5,678	8,403,548	6.76	1,963,797.9
Quarter 4	5,596	5,596	5,596	8,408,871	6.65	1,971,973.6
<i>65-74 years, 2019</i>						
Quarter 1	6,684	6,684	6,684	8,453,628	7.91	1,939,725.6
Quarter 2	6,588	6,588	6,588	8,478,463	7.77	1,961,081.6
Quarter 3	6,306	6,306	6,306	8,555,955	7.37	1,998,398.0
Quarter 4	6,067	6,067	6,067	8,548,456	7.10	2,007,925.4
<i>65-74 years, 2020</i>						
Quarter 1	7,838	7,838	7,838	8,814,487	8.89	2,018,556.3
Quarter 2	6,306	6,306	6,306	8,966,893	7.03	2,067,632.7
Quarter 3	7,050	7,050	7,050	9,227,566	7.64	2,124,095.3
Quarter 4	6,652	6,652	6,652	9,955,584	6.68	2,147,437.0
<i>65-74 years, 2021</i>						
Quarter 1	7,337	7,337	7,337	8,412,410	8.72	1,843,371.5
<i>75-84 years, 2000</i>						
Quarter 1	0	0	0	0	NaN	0.0
Quarter 2	0	0	0	0	NaN	0.0
Quarter 3	0	0	0	0	NaN	0.0
Quarter 4	*****	*****	*****	*****	2.92	75.1
<i>75-84 years, 2001</i>						
Quarter 1	155	155	155	30,638	50.59	6,951.6
Quarter 2	75	75	75	30,376	24.69	7,025.4
Quarter 3	76	76	76	30,491	24.93	7,125.2
Quarter 4	72	72	72	30,367	23.71	7,134.6
<i>75-84 years, 2002</i>						
Quarter 1	63	63	63	30,408	20.72	6,917.7
Quarter 2	86	86	86	30,518	28.18	7,022.6
Quarter 3	69	69	69	30,710	22.47	7,145.9
Quarter 4	59	59	59	30,513	19.34	7,140.8

**Table 4. Summary of Loop Diuretic Users in the Sentinel Distributed Database (SDD) between January 1, 2000 and March 31, 2021, Cross-Stratified by Year-Quarter and Age (Years)**

	New Users	New Episodes	Adjusted Dispensings	Eligible Members <sup>1</sup>	New Users per 10,000 Eligible Members <sup>1</sup>	Eligible Member-Years <sup>1</sup>
<i>75-84 years, 2003</i>						
Quarter 1	57	57	57	30,543	18.66	6,943.6
Quarter 2	68	68	68	30,261	22.47	6,943.3
Quarter 3	71	71	71	30,210	23.50	7,025.6
Quarter 4	44	44	44	30,076	14.63	7,023.6
<i>75-84 years, 2004</i>						
Quarter 1	68	68	68	30,182	22.53	6,888.3
Quarter 2	62	62	62	29,891	20.74	6,803.1
Quarter 3	74	74	74	30,004	24.66	6,908.1
Quarter 4	60	60	60	29,942	20.04	6,928.0
<i>75-84 years, 2005</i>						
Quarter 1	50	50	50	30,109	16.61	6,755.4
Quarter 2	51	51	51	29,919	17.05	6,843.0
Quarter 3	36	36	36	30,377	11.85	6,784.1
Quarter 4	17	17	17	28,450	5.98	6,621.4
<i>75-84 years, 2006</i>						
Quarter 1	0	0	0	0	NaN	0.0
Quarter 2	0	0	0	0	NaN	0.0
Quarter 3	0	0	0	0	NaN	0.0
Quarter 4	0	0	0	0	NaN	0.0
<i>75-84 years, 2007</i>						
Quarter 1	844	844	844	153,185	55.10	33,810.5
Quarter 2	289	289	289	169,537	17.05	37,425.9
Quarter 3	168	168	168	170,610	9.85	39,677.8
Quarter 4	145	145	145	172,865	8.39	40,227.1
<i>75-84 years, 2008</i>						
Quarter 1	912	912	912	394,716	23.11	88,458.6
Quarter 2	371	371	371	392,326	9.46	90,157.5
Quarter 3	264	264	264	391,979	6.74	91,296.1
Quarter 4	255	255	255	605,863	4.21	91,936.9
<i>75-84 years, 2009</i>						
Quarter 1	1,257	1,257	1,257	575,492	21.84	130,229.1
Quarter 2	537	537	537	580,752	9.25	133,370.2
Quarter 3	453	453	453	582,924	7.77	135,623.7
Quarter 4	372	372	372	581,764	6.39	135,707.9
<i>75-84 years, 2010</i>						
Quarter 1	496	496	496	570,495	8.69	129,245.3
Quarter 2	434	434	434	569,625	7.62	131,149.5
Quarter 3	369	369	369	571,468	6.46	132,915.7
Quarter 4	349	349	349	570,297	6.12	133,027.9



**Table 4. Summary of Loop Diuretic Users in the Sentinel Distributed Database (SDD) between January 1, 2000 and March 31, 2021, Cross-Stratified by Year-Quarter and Age (Years)**

	New Users	New Episodes	Adjusted Dispensings	Eligible Members <sup>1</sup>	New Users per 10,000 Eligible Members <sup>1</sup>	Eligible Member-Years <sup>1</sup>
<i>75-84 years, 2011</i>						
Quarter 1	19,070	19,070	19,070	3,501,554	54.46	795,964.2
Quarter 2	4,945	4,945	4,945	3,490,593	14.17	803,381.2
Quarter 3	3,391	3,391	3,391	3,486,651	9.73	811,104.2
Quarter 4	3,089	3,089	3,089	3,467,088	8.91	808,973.4
<i>75-84 years, 2012</i>						
Quarter 1	4,067	4,067	4,067	3,576,176	11.37	821,393.1
Quarter 2	3,293	3,293	3,293	3,580,488	9.20	819,964.3
Quarter 3	2,857	2,857	2,857	3,583,426	7.97	829,795.5
Quarter 4	2,664	2,664	2,664	3,805,863	7.00	830,531.2
<i>75-84 years, 2013</i>						
Quarter 1	3,815	3,815	3,815	3,676,636	10.38	835,631.6
Quarter 2	3,320	3,320	3,320	3,679,244	9.02	843,676.9
Quarter 3	3,137	3,137	3,137	3,684,845	8.51	854,767.8
Quarter 4	2,889	2,889	2,889	3,671,868	7.87	854,630.3
<i>75-84 years, 2014</i>						
Quarter 1	6,110	6,110	6,110	4,112,347	14.86	936,490.7
Quarter 2	5,072	5,072	5,072	4,134,222	12.27	946,611.7
Quarter 3	3,771	3,771	3,771	4,119,506	9.15	954,030.9
Quarter 4	3,442	3,442	3,442	4,101,684	8.39	953,392.8
<i>75-84 years, 2015</i>						
Quarter 1	4,482	4,482	4,482	4,179,301	10.72	950,591.3
Quarter 2	4,212	4,212	4,212	4,190,083	10.05	959,361.6
Quarter 3	3,912	3,912	3,912	4,203,959	9.31	971,770.9
Quarter 4	3,544	3,544	3,544	4,199,310	8.44	974,294.9
<i>75-84 years, 2016</i>						
Quarter 1	4,579	4,579	4,579	4,285,573	10.68	981,754.8
Quarter 2	4,554	4,554	4,554	4,325,844	10.53	985,013.8
Quarter 3	4,143	4,143	4,143	4,356,666	9.51	1,004,528.9
Quarter 4	3,975	3,975	3,975	4,539,161	8.76	1,011,186.7
<i>75-84 years, 2017</i>						
Quarter 1	5,090	5,090	5,090	4,364,708	11.66	989,923.2
Quarter 2	4,858	4,858	4,858	4,380,057	11.09	1,002,878.4
Quarter 3	4,709	4,709	4,709	4,414,800	10.67	1,020,234.8
Quarter 4	4,418	4,418	4,418	4,452,187	9.92	1,028,922.7
<i>75-84 years, 2018</i>						
Quarter 1	5,277	5,277	5,277	4,492,233	11.75	1,017,764.4
Quarter 2	5,431	5,431	5,431	4,525,807	12.00	1,034,200.5
Quarter 3	5,034	5,034	5,034	4,556,105	11.05	1,052,775.2
Quarter 4	5,137	5,137	5,137	4,570,620	11.24	1,059,330.3

**Table 4. Summary of Loop Diuretic Users in the Sentinel Distributed Database (SDD) between January 1, 2000 and March 31, 2021, Cross-Stratified by Year-Quarter and Age (Years)**

	New Users	New Episodes	Adjusted Dispensings	Eligible Members <sup>1</sup>	New Users per 10,000 Eligible Members <sup>1</sup>	Eligible Member-Years <sup>1</sup>
<i>75-84 years, 2019</i>						
Quarter 1	5,817	5,817	5,817	4,556,034	12.77	1,033,798.0
Quarter 2	6,158	6,158	6,158	4,572,368	13.47	1,044,495.3
Quarter 3	5,785	5,785	5,785	4,590,137	12.60	1,060,287.1
Quarter 4	5,434	5,434	5,434	4,582,812	11.86	1,062,960.0
<i>75-84 years, 2020</i>						
Quarter 1	6,863	6,863	6,863	4,642,694	14.78	1,060,150.4
Quarter 2	5,612	5,612	5,612	4,719,809	11.89	1,088,096.1
Quarter 3	6,047	6,047	6,047	4,859,398	12.44	1,114,177.7
Quarter 4	6,072	6,072	6,072	5,142,774	11.81	1,125,228.0
<i>75-84 years, 2021</i>						
Quarter 1	6,379	6,379	6,379	4,527,162	14.09	975,967.8
<i>≥ 85 years, 2000</i>						
Quarter 1	0	0	0	0	NaN	0.0
Quarter 2	0	0	0	0	NaN	0.0
Quarter 3	0	0	0	0	NaN	0.0
Quarter 4	14	14	14	15,089	9.28	41.3
<i>≥ 85 years, 2001</i>						
Quarter 1	94	94	94	17,416	53.97	3,898.3
Quarter 2	31	31	31	16,955	18.28	3,899.9
Quarter 3	35	35	35	16,766	20.88	3,909.3
Quarter 4	17	17	17	16,611	10.23	3,864.3
<i>≥ 85 years, 2002</i>						
Quarter 1	31	31	31	16,537	18.75	3,710.8
Quarter 2	40	40	40	16,332	24.49	3,721.6
Quarter 3	38	38	38	16,287	23.33	3,768.0
Quarter 4	29	29	29	16,110	18.00	3,730.1
<i>≥ 85 years, 2003</i>						
Quarter 1	36	36	36	15,873	22.68	3,563.8
Quarter 2	20	20	20	15,578	12.84	3,553.5
Quarter 3	32	32	32	15,531	20.60	3,586.8
Quarter 4	25	25	25	15,359	16.28	3,547.0
<i>≥ 85 years, 2004</i>						
Quarter 1	27	27	27	15,253	17.70	3,401.9
Quarter 2	23	23	23	14,730	15.61	3,336.6
Quarter 3	25	25	25	14,716	16.99	3,356.2
Quarter 4	32	32	32	14,599	21.92	3,331.3

**Table 4. Summary of Loop Diuretic Users in the Sentinel Distributed Database (SDD) between January 1, 2000 and March 31, 2021, Cross-Stratified by Year-Quarter and Age (Years)**

	New Users	New Episodes	Adjusted Dispensings	Eligible Members <sup>1</sup>	New Users per 10,000 Eligible Members <sup>1</sup>	Eligible Member-Years <sup>1</sup>
<i>≥ 85 years, 2005</i>						
Quarter 1	28	28	28	14,548	19.25	3,214.9
Quarter 2	20	20	20	14,340	13.95	3,234.4
Quarter 3	17	17	17	14,572	11.67	3,319.4
Quarter 4	14	14	14	14,519	9.64	3,343.4
<i>≥ 85 years, 2006</i>						
Quarter 1	0	0	0	0	NaN	0.0
Quarter 2	0	0	0	0	NaN	0.0
Quarter 3	0	0	0	0	NaN	0.0
Quarter 4	0	0	0	0	NaN	0.0
<i>≥ 85 years, 2007</i>						
Quarter 1	507	507	507	55,940	90.63	12,252.7
Quarter 2	152	152	152	61,714	24.63	13,513.8
Quarter 3	74	74	74	61,925	11.95	14,338.3
Quarter 4	82	82	82	62,818	13.05	14,582.4
<i>≥ 85 years, 2008</i>						
Quarter 1	435	435	435	131,130	33.17	28,948.3
Quarter 2	165	165	165	130,402	12.65	29,785.7
Quarter 3	132	132	132	130,982	10.08	30,316.5
Quarter 4	141	141	141	208,942	6.75	30,722.5
<i>≥ 85 years, 2009</i>						
Quarter 1	645	645	645	201,984	31.93	45,474.5
Quarter 2	253	253	253	204,722	12.36	46,759.4
Quarter 3	230	230	230	207,288	11.10	47,996.5
Quarter 4	223	223	223	208,665	10.69	48,528.3
<i>≥ 85 years, 2010</i>						
Quarter 1	274	274	274	205,599	13.33	46,428.4
Quarter 2	221	221	221	207,156	10.67	47,418.2
Quarter 3	196	196	196	209,540	9.35	48,515.6
Quarter 4	177	177	177	210,887	8.39	48,908.6
<i>≥ 85 years, 2011</i>						
Quarter 1	13,778	13,778	13,778	1,725,782	79.84	390,355.5
Quarter 2	3,150	3,150	3,150	1,707,230	18.45	391,950.6
Quarter 3	2,286	2,286	2,286	1,706,833	13.39	396,362.5
Quarter 4	2,121	2,121	2,121	1,701,543	12.47	396,516.7
<i>≥ 85 years, 2012</i>						
Quarter 1	2,683	2,683	2,683	1,754,565	15.29	401,478.6
Quarter 2	2,138	2,138	2,138	1,753,144	12.20	400,959.2
Quarter 3	1,857	1,857	1,857	1,756,771	10.57	406,528.8
Quarter 4	1,805	1,805	1,805	1,848,340	9.77	407,720.7

**Table 4. Summary of Loop Diuretic Users in the Sentinel Distributed Database (SDD) between January 1, 2000 and March 31, 2021, Cross-Stratified by Year-Quarter and Age (Years)**

	New Users	New Episodes	Adjusted Dispensings	Eligible Members <sup>1</sup>	New Users per 10,000 Eligible Members <sup>1</sup>	Eligible Member-Years <sup>1</sup>
<i>≥ 85 years, 2013</i>						
Quarter 1	2,724	2,724	2,724	1,803,892	15.10	408,190.1
Quarter 2	2,268	2,268	2,268	1,793,041	12.65	410,686.1
Quarter 3	2,047	2,047	2,047	1,796,471	11.39	416,512.5
Quarter 4	1,991	1,991	1,991	1,791,296	11.11	416,596.9
<i>≥ 85 years, 2014</i>						
Quarter 1	4,302	4,302	4,302	1,992,022	21.60	452,256.2
Quarter 2	3,449	3,449	3,449	1,993,515	17.30	455,834.8
Quarter 3	2,602	2,602	2,602	1,983,355	13.12	459,125.6
Quarter 4	2,441	2,441	2,441	1,972,143	12.38	457,885.8
<i>≥ 85 years, 2015</i>						
Quarter 1	3,110	3,110	3,110	1,988,547	15.64	450,388.0
Quarter 2	2,897	2,897	2,897	1,976,534	14.66	451,647.2
Quarter 3	2,676	2,676	2,676	1,976,838	13.54	456,547.3
Quarter 4	2,555	2,555	2,555	1,969,262	12.97	456,514.2
<i>≥ 85 years, 2016</i>						
Quarter 1	3,233	3,233	3,233	1,991,952	16.23	455,427.1
Quarter 2	3,023	3,023	3,023	1,991,892	15.18	453,507.9
Quarter 3	2,775	2,775	2,775	1,993,357	13.92	459,486.9
Quarter 4	2,706	2,706	2,706	2,047,965	13.21	460,041.8
<i>≥ 85 years, 2017</i>						
Quarter 1	3,397	3,397	3,397	1,960,782	17.32	443,495.0
Quarter 2	3,277	3,277	3,277	1,944,110	16.86	444,518.2
Quarter 3	3,326	3,326	3,326	1,942,660	17.12	449,170.9
Quarter 4	2,970	2,970	2,970	1,938,088	15.32	448,714.5
<i>≥ 85 years, 2018</i>						
Quarter 1	3,571	3,571	3,571	1,931,179	18.49	436,402.4
Quarter 2	3,553	3,553	3,553	1,915,117	18.55	437,459.7
Quarter 3	3,390	3,390	3,390	1,907,648	17.77	441,009.9
Quarter 4	3,316	3,316	3,316	1,898,707	17.46	439,463.9
<i>≥ 85 years, 2019</i>						
Quarter 1	3,695	3,695	3,695	1,877,169	19.68	424,640.0
Quarter 2	3,927	3,927	3,927	1,866,255	21.04	425,309.8
Quarter 3	3,632	3,632	3,632	1,862,790	19.50	429,242.5
Quarter 4	3,618	3,618	3,618	1,853,741	19.52	428,791.2
<i>≥ 85 years, 2020</i>						
Quarter 1	4,384	4,384	4,384	1,863,642	23.52	423,992.3
Quarter 2	3,381	3,381	3,381	1,879,509	17.99	430,397.7
Quarter 3	3,717	3,717	3,717	1,920,096	19.36	438,844.8
Quarter 4	3,757	3,757	3,757	2,001,989	18.77	441,887.1

**Table 4. Summary of Loop Diuretic Users in the Sentinel Distributed Database (SDD) between January 1, 2000 and March 31, 2021, Cross-Stratified by Year-Quarter and Age (Years)**

	New Users	New Episodes	Adjusted Dispensings	Eligible Members <sup>1</sup>	New Users per 10,000 Eligible Members <sup>1</sup>	Eligible Member-Years <sup>1</sup>
<i>≥ 85 years, 2021</i>						
Quarter 1	4,244	4,244	4,244	1,791,127	23.69	387,980.5
<i>Ethacrynic Acid</i>						
<i>18-44 years, 2000</i>						
Quarter 1	0	0	0	0	NaN	0.0
Quarter 2	0	0	0	0	NaN	0.0
Quarter 3	0	0	0	0	NaN	0.0
Quarter 4	0	0	0	380,569	0.00	1,041.9
<i>18-44 years, 2001</i>						
Quarter 1	*****	*****	*****	*****	0.20	94,666.6
Quarter 2	*****	*****	*****	*****	0.10	97,268.8
Quarter 3	*****	*****	*****	*****	0.07	100,285.9
Quarter 4	*****	*****	*****	*****	0.02	101,996.9
<i>18-44 years, 2002</i>						
Quarter 1	0	0	0	397,404	0.00	94,149.2
Quarter 2	*****	*****	*****	*****	0.05	94,157.8
Quarter 3	0	0	0	394,869	0.00	95,263.0
Quarter 4	0	0	0	389,896	0.00	87,386.1
<i>18-44 years, 2003</i>						
Quarter 1	*****	*****	*****	*****	0.03	79,893.3
Quarter 2	0	0	0	334,499	0.00	78,470.7
Quarter 3	*****	*****	*****	*****	0.06	79,110.3
Quarter 4	0	0	0	328,928	0.00	78,672.1
<i>18-44 years, 2004</i>						
Quarter 1	0	0	0	334,208	0.00	77,819.6
Quarter 2	0	0	0	338,150	0.00	78,197.1
Quarter 3	*****	*****	*****	*****	0.03	78,820.2
Quarter 4	0	0	0	339,330	0.00	79,019.9
<i>18-44 years, 2005</i>						
Quarter 1	*****	*****	*****	*****	0.03	76,877.7
Quarter 2	0	0	0	336,075	0.00	78,958.7
Quarter 3	0	0	0	346,727	0.00	77,446.6
Quarter 4	0	0	0	317,524	0.00	74,664.1
<i>18-44 years, 2006</i>						
Quarter 1	0	0	0	290,411	0.00	66,445.7
Quarter 2	0	0	0	290,070	0.00	67,320.9
Quarter 3	0	0	0	287,575	0.00	67,957.2
Quarter 4	0	0	0	289,193	0.00	67,344.6

**Table 4. Summary of Loop Diuretic Users in the Sentinel Distributed Database (SDD) between January 1, 2000 and March 31, 2021, Cross-Stratified by Year-Quarter and Age (Years)**

	New Users	New Episodes	Adjusted Dispensings	Eligible Members <sup>1</sup>	New Users per 10,000 Eligible Members <sup>1</sup>	Eligible Member-Years <sup>1</sup>
<i>18-44 years, 2007</i>						
Quarter 1	*****	*****	*****	*****	0.04	788,963.4
Quarter 2	*****	*****	*****	*****	0.00	801,822.2
Quarter 3	0	0	0	3,481,320	0.00	810,897.5
Quarter 4	*****	*****	*****	*****	0.00	838,170.3
<i>18-44 years, 2008</i>						
Quarter 1	*****	*****	*****	*****	0.02	933,993.9
Quarter 2	*****	*****	*****	*****	0.02	937,338.5
Quarter 3	*****	*****	*****	*****	0.01	946,743.9
Quarter 4	*****	*****	*****	*****	0.00	966,565.5
<i>18-44 years, 2009</i>						
Quarter 1	18	18	18	9,648,110	0.02	2,201,439.5
Quarter 2	*****	*****	*****	*****	0.01	2,225,022.0
Quarter 3	*****	*****	*****	*****	0.01	2,256,848.6
Quarter 4	*****	*****	*****	*****	0.01	2,253,961.6
<i>18-44 years, 2010</i>						
Quarter 1	*****	*****	*****	*****	0.01	2,136,975.6
Quarter 2	*****	*****	*****	*****	0.01	2,140,606.8
Quarter 3	*****	*****	*****	*****	0.00	2,142,994.6
Quarter 4	*****	*****	*****	*****	0.01	2,122,333.4
<i>18-44 years, 2011</i>						
Quarter 1	39	39	39	9,679,406	0.04	2,239,610.3
Quarter 2	16	16	16	9,683,866	0.02	2,263,948.5
Quarter 3	16	16	16	9,822,893	0.02	2,292,123.1
Quarter 4	12	12	12	9,693,546	0.01	2,305,932.2
<i>18-44 years, 2012</i>						
Quarter 1	15	15	15	9,691,632	0.02	2,224,203.7
Quarter 2	11	11	11	9,808,580	0.01	2,228,652.2
Quarter 3	*****	*****	*****	*****	0.01	2,261,965.5
Quarter 4	*****	*****	*****	*****	0.01	2,276,816.2
<i>18-44 years, 2013</i>						
Quarter 1	11	11	11	9,529,034	0.01	2,209,103.1
Quarter 2	11	11	11	9,514,406	0.01	2,229,398.4
Quarter 3	*****	*****	*****	*****	0.01	2,262,141.4
Quarter 4	12	12	12	9,442,675	0.01	2,248,876.2
<i>18-44 years, 2014</i>						
Quarter 1	17	17	17	10,300,870	0.02	2,396,972.7
Quarter 2	15	15	15	10,282,866	0.01	2,411,148.2
Quarter 3	*****	*****	*****	*****	0.00	2,453,387.5
Quarter 4	*****	*****	*****	*****	0.01	2,456,167.0

**Table 4. Summary of Loop Diuretic Users in the Sentinel Distributed Database (SDD) between January 1, 2000 and March 31, 2021, Cross-Stratified by Year-Quarter and Age (Years)**

	New Users	New Episodes	Adjusted Dispensings	Eligible Members <sup>1</sup>	New Users per 10,000 Eligible Members <sup>1</sup>	Eligible Member-Years <sup>1</sup>
<i>18-44 years, 2015</i>						
Quarter 1	12	12	12	10,762,503	0.01	2,505,679.0
Quarter 2	11	11	11	10,882,157	0.01	2,555,886.2
Quarter 3	13	13	13	11,021,111	0.01	2,590,789.2
Quarter 4	*****	*****	*****	*****	0.01	2,589,245.4
<i>18-44 years, 2016</i>						
Quarter 1	*****	*****	*****	*****	0.01	2,572,553.6
Quarter 2	*****	*****	*****	*****	0.01	2,581,440.6
Quarter 3	12	12	12	11,436,349	0.01	2,610,073.3
Quarter 4	*****	*****	*****	*****	0.01	2,623,795.7
<i>18-44 years, 2017</i>						
Quarter 1	*****	*****	*****	*****	0.01	2,580,523.8
Quarter 2	*****	*****	*****	*****	0.00	2,607,865.4
Quarter 3	*****	*****	*****	*****	0.01	2,637,712.4
Quarter 4	*****	*****	*****	*****	0.00	2,662,147.9
<i>18-44 years, 2018</i>						
Quarter 1	29	29	29	11,083,476	0.03	2,582,636.8
Quarter 2	73	73	73	11,056,682	0.07	2,595,386.1
Quarter 3	25	25	25	11,119,293	0.02	2,608,123.3
Quarter 4	*****	*****	*****	*****	0.00	2,609,960.2
<i>18-44 years, 2019</i>						
Quarter 1	*****	*****	*****	*****	0.01	2,511,803.3
Quarter 2	*****	*****	*****	*****	0.00	2,533,773.8
Quarter 3	*****	*****	*****	*****	0.01	2,561,704.1
Quarter 4	*****	*****	*****	*****	0.00	2,564,817.5
<i>18-44 years, 2020</i>						
Quarter 1	*****	*****	*****	*****	0.00	2,409,145.8
Quarter 2	*****	*****	*****	*****	0.00	2,411,866.7
Quarter 3	*****	*****	*****	*****	0.00	2,439,312.5
Quarter 4	*****	*****	*****	*****	0.00	2,437,327.8
<i>18-44 years, 2021</i>						
Quarter 1	*****	*****	*****	*****	0.00	1,181,852.1
<i>45-64 years, 2000</i>						
Quarter 1	0	0	0	0	NaN	0.0
Quarter 2	0	0	0	0	NaN	0.0
Quarter 3	0	0	0	0	NaN	0.0
Quarter 4	*****	*****	*****	*****	0.05	512.0

**Table 4. Summary of Loop Diuretic Users in the Sentinel Distributed Database (SDD) between January 1, 2000 and March 31, 2021, Cross-Stratified by Year-Quarter and Age (Years)**

	New Users	New Episodes	Adjusted Dispensings	Eligible Members <sup>1</sup>	New Users per 10,000 Eligible Members <sup>1</sup>	Eligible Member-Years <sup>1</sup>
<i>45-64 years, 2001</i>						
Quarter 1	16	16	16	198,170	0.81	46,696.8
Quarter 2	*****	*****	*****	*****	0.35	47,826.0
Quarter 3	*****	*****	*****	*****	0.25	49,090.2
Quarter 4	*****	*****	*****	*****	0.29	49,848.7
<i>45-64 years, 2002</i>						
Quarter 1	0	0	0	204,658	0.00	48,232.8
Quarter 2	*****	*****	*****	*****	0.19	49,231.8
Quarter 3	0	0	0	210,053	0.00	50,455.5
Quarter 4	0	0	0	210,903	0.00	49,133.9
<i>45-64 years, 2003</i>						
Quarter 1	0	0	0	199,948	0.00	46,966.6
Quarter 2	*****	*****	*****	*****	0.05	47,376.5
Quarter 3	*****	*****	*****	*****	0.05	48,138.6
Quarter 4	*****	*****	*****	*****	0.15	47,910.0
<i>45-64 years, 2004</i>						
Quarter 1	0	0	0	199,641	0.00	47,268.7
Quarter 2	*****	*****	*****	*****	0.05	47,168.8
Quarter 3	*****	*****	*****	*****	0.25	47,716.9
Quarter 4	*****	*****	*****	*****	0.10	47,858.9
<i>45-64 years, 2005</i>						
Quarter 1	*****	*****	*****	*****	0.05	46,995.6
Quarter 2	*****	*****	*****	*****	0.10	47,866.3
Quarter 3	*****	*****	*****	*****	0.05	43,111.2
Quarter 4	*****	*****	*****	*****	0.13	36,582.2
<i>45-64 years, 2006</i>						
Quarter 1	*****	*****	*****	*****	0.18	24,828.2
Quarter 2	0	0	0	102,801	0.00	23,943.1
Quarter 3	0	0	0	99,047	0.00	23,641.8
Quarter 4	*****	*****	*****	*****	0.10	22,374.9
<i>45-64 years, 2007</i>						
Quarter 1	29	29	29	2,533,643	0.11	589,321.7
Quarter 2	14	14	14	2,558,724	0.05	601,509.7
Quarter 3	*****	*****	*****	*****	0.04	608,637.8
Quarter 4	22	22	22	2,665,818	0.08	635,301.7
<i>45-64 years, 2008</i>						
Quarter 1	18	18	18	3,187,904	0.06	737,087.5
Quarter 2	22	22	22	3,246,652	0.07	745,116.3
Quarter 3	17	17	17	3,237,509	0.05	756,122.7
Quarter 4	18	18	18	7,560,661	0.02	772,543.4



**Table 4. Summary of Loop Diuretic Users in the Sentinel Distributed Database (SDD) between January 1, 2000 and March 31, 2021, Cross-Stratified by Year-Quarter and Age (Years)**

	New Users	New Episodes	Adjusted Dispensings	Eligible Members <sup>1</sup>	New Users per 10,000 Eligible Members <sup>1</sup>	Eligible Member-Years <sup>1</sup>
<i>45-64 years, 2009</i>						
Quarter 1	107	107	107	7,182,729	0.15	1,653,196.0
Quarter 2	46	46	46	7,157,814	0.06	1,672,165.3
Quarter 3	31	31	31	7,194,767	0.04	1,696,077.7
Quarter 4	47	47	47	7,154,511	0.07	1,700,635.7
<i>45-64 years, 2010</i>						
Quarter 1	33	33	33	6,992,932	0.05	1,616,163.2
Quarter 2	57	57	57	6,957,731	0.08	1,629,880.1
Quarter 3	39	39	39	6,928,138	0.06	1,638,310.1
Quarter 4	29	29	29	6,855,377	0.04	1,631,834.7
<i>45-64 years, 2011</i>						
Quarter 1	194	194	194	8,949,182	0.22	2,080,374.3
Quarter 2	73	73	73	8,972,607	0.08	2,109,500.5
Quarter 3	76	76	76	9,009,035	0.08	2,137,661.5
Quarter 4	73	73	73	8,997,590	0.08	2,144,448.2
<i>45-64 years, 2012</i>						
Quarter 1	67	67	67	8,933,065	0.08	2,069,523.6
Quarter 2	60	60	60	9,002,182	0.07	2,072,889.5
Quarter 3	*****	*****	*****	*****	0.08	2,100,310.2
Quarter 4	*****	*****	*****	*****	0.08	2,110,185.4
<i>45-64 years, 2013</i>						
Quarter 1	74	74	74	8,875,590	0.08	2,065,888.5
Quarter 2	75	75	75	8,884,018	0.08	2,089,893.5
Quarter 3	*****	*****	*****	*****	0.07	2,123,877.6
Quarter 4	75	75	75	8,904,150	0.08	2,123,300.7
<i>45-64 years, 2014</i>						
Quarter 1	65	65	65	9,612,383	0.07	2,240,284.0
Quarter 2	54	54	54	9,551,215	0.06	2,246,327.8
Quarter 3	*****	*****	*****	*****	0.06	2,277,044.3
Quarter 4	*****	*****	*****	*****	0.04	2,268,619.0
<i>45-64 years, 2015</i>						
Quarter 1	56	56	56	9,905,310	0.06	2,307,785.8
Quarter 2	55	55	55	10,004,609	0.05	2,354,741.1
Quarter 3	41	41	41	10,021,022	0.04	2,385,472.0
Quarter 4	*****	*****	*****	*****	0.06	2,385,744.4
<i>45-64 years, 2016</i>						
Quarter 1	*****	*****	*****	*****	0.05	2,389,710.4
Quarter 2	*****	*****	*****	*****	0.03	2,390,565.9
Quarter 3	45	45	45	10,306,896	0.04	2,415,106.9
Quarter 4	*****	*****	*****	*****	0.03	2,424,240.0

**Table 4. Summary of Loop Diuretic Users in the Sentinel Distributed Database (SDD) between January 1, 2000 and March 31, 2021, Cross-Stratified by Year-Quarter and Age (Years)**

	New Users	New Episodes	Adjusted Dispensings	Eligible Members <sup>1</sup>	New Users per 10,000 Eligible Members <sup>1</sup>	Eligible Member-Years <sup>1</sup>
<i>45-64 years, 2017</i>						
Quarter 1	*****	*****	*****	*****	0.05	2,365,043.6
Quarter 2	*****	*****	*****	*****	0.05	2,384,817.2
Quarter 3	*****	*****	*****	*****	0.03	2,404,959.7
Quarter 4	*****	*****	*****	*****	0.03	2,408,988.4
<i>45-64 years, 2018</i>						
Quarter 1	62	62	62	9,953,544	0.06	2,320,648.3
Quarter 2	102	102	102	9,901,424	0.10	2,327,507.5
Quarter 3	44	44	44	9,828,230	0.04	2,333,993.3
Quarter 4	*****	*****	*****	*****	0.03	2,325,648.0
<i>45-64 years, 2019</i>						
Quarter 1	*****	*****	*****	*****	0.03	2,229,649.4
Quarter 2	*****	*****	*****	*****	0.03	2,233,881.6
Quarter 3	*****	*****	*****	*****	0.03	2,243,578.6
Quarter 4	*****	*****	*****	*****	0.03	2,233,776.6
<i>45-64 years, 2020</i>						
Quarter 1	*****	*****	*****	*****	0.04	2,143,945.0
Quarter 2	*****	*****	*****	*****	0.03	2,145,325.2
Quarter 3	*****	*****	*****	*****	0.03	2,162,655.2
Quarter 4	*****	*****	*****	*****	0.03	2,153,868.4
<i>45-64 years, 2021</i>						
Quarter 1	*****	*****	*****	*****	0.05	1,239,148.9
<i>65-74 years, 2000</i>						
Quarter 1	0	0	0	0	NaN	0.0
Quarter 2	0	0	0	0	NaN	0.0
Quarter 3	0	0	0	0	NaN	0.0
Quarter 4	*****	*****	*****	*****	0.18	149.2
<i>65-74 years, 2001</i>						
Quarter 1	16	16	16	59,293	2.70	13,678.3
Quarter 2	*****	*****	*****	*****	0.50	14,000.9
Quarter 3	*****	*****	*****	*****	0.50	14,333.8
Quarter 4	*****	*****	*****	*****	0.66	14,464.6
<i>65-74 years, 2002</i>						
Quarter 1	*****	*****	*****	*****	0.16	14,109.3
Quarter 2	0	0	0	61,833	0.00	14,434.2
Quarter 3	*****	*****	*****	*****	0.32	14,831.8
Quarter 4	*****	*****	*****	*****	0.32	14,713.0

**Table 4. Summary of Loop Diuretic Users in the Sentinel Distributed Database (SDD) between January 1, 2000 and March 31, 2021, Cross-Stratified by Year-Quarter and Age (Years)**

	New Users	New Episodes	Adjusted Dispensings	Eligible Members <sup>1</sup>	New Users per 10,000 Eligible Members <sup>1</sup>	Eligible Member-Years <sup>1</sup>
<i>65-74 years, 2003</i>						
Quarter 1	0	0	0	61,903	0.00	14,289.1
Quarter 2	0	0	0	60,733	0.00	13,963.9
Quarter 3	0	0	0	60,415	0.00	14,226.7
Quarter 4	0	0	0	60,245	0.00	14,223.3
<i>65-74 years, 2004</i>						
Quarter 1	0	0	0	60,382	0.00	14,025.0
Quarter 2	*****	*****	*****	*****	0.17	13,988.6
Quarter 3	0	0	0	60,360	0.00	14,031.7
Quarter 4	0	0	0	59,555	0.00	13,925.2
<i>65-74 years, 2005</i>						
Quarter 1	*****	*****	*****	*****	0.34	13,433.2
Quarter 2	0	0	0	58,408	0.00	13,483.5
Quarter 3	0	0	0	58,767	0.00	12,496.9
Quarter 4	0	0	0	48,409	0.00	11,238.9
<i>65-74 years, 2006</i>						
Quarter 1	0	0	0	0	NaN	0.0
Quarter 2	0	0	0	0	NaN	0.0
Quarter 3	0	0	0	0	NaN	0.0
Quarter 4	0	0	0	0	NaN	0.0
<i>65-74 years, 2007</i>						
Quarter 1	14	14	14	306,981	0.46	68,143.4
Quarter 2	*****	*****	*****	*****	0.18	74,864.7
Quarter 3	*****	*****	*****	*****	0.15	79,139.0
Quarter 4	*****	*****	*****	*****	0.20	81,384.3
<i>65-74 years, 2008</i>						
Quarter 1	18	18	18	756,700	0.24	168,825.5
Quarter 2	*****	*****	*****	*****	0.11	174,111.5
Quarter 3	*****	*****	*****	*****	0.10	177,725.8
Quarter 4	*****	*****	*****	*****	0.03	180,111.1
<i>65-74 years, 2009</i>						
Quarter 1	53	53	53	1,156,630	0.46	261,527.6
Quarter 2	20	20	20	1,166,783	0.17	268,800.9
Quarter 3	21	21	21	1,177,102	0.18	274,351.5
Quarter 4	15	15	15	1,175,013	0.13	275,192.9
<i>65-74 years, 2010</i>						
Quarter 1	16	16	16	1,148,515	0.14	260,716.5
Quarter 2	19	19	19	1,144,207	0.17	264,927.1
Quarter 3	18	18	18	1,146,024	0.16	267,605.7
Quarter 4	15	15	15	1,138,893	0.13	267,268.1

**Table 4. Summary of Loop Diuretic Users in the Sentinel Distributed Database (SDD) between January 1, 2000 and March 31, 2021, Cross-Stratified by Year-Quarter and Age (Years)**

	New Users	New Episodes	Adjusted Dispensings	Eligible Members <sup>1</sup>	New Users per 10,000 Eligible Members <sup>1</sup>	Eligible Member-Years <sup>1</sup>
<i>65-74 years, 2011</i>						
Quarter 1	344	344	344	5,352,297	0.64	1,232,031.7
Quarter 2	117	117	117	5,386,810	0.22	1,252,775.3
Quarter 3	99	99	99	5,430,462	0.18	1,274,463.7
Quarter 4	75	75	75	5,432,682	0.14	1,278,978.5
<i>65-74 years, 2012</i>						
Quarter 1	116	116	116	5,709,120	0.20	1,312,735.0
Quarter 2	100	100	100	5,763,230	0.17	1,317,953.9
Quarter 3	77	77	77	5,816,903	0.13	1,345,060.3
Quarter 4	94	94	94	6,348,204	0.15	1,359,202.5
<i>65-74 years, 2013</i>						
Quarter 1	136	136	136	6,050,503	0.22	1,387,106.2
Quarter 2	125	125	125	6,096,053	0.21	1,411,907.5
Quarter 3	122	122	122	6,159,456	0.20	1,442,154.9
Quarter 4	83	83	83	6,163,013	0.13	1,449,386.3
<i>65-74 years, 2014</i>						
Quarter 1	173	173	173	6,994,149	0.25	1,608,294.2
Quarter 2	142	142	142	7,057,820	0.20	1,634,451.0
Quarter 3	95	95	95	7,100,251	0.13	1,662,359.6
Quarter 4	85	85	85	7,097,695	0.12	1,668,343.9
<i>65-74 years, 2015</i>						
Quarter 1	101	101	101	7,380,387	0.14	1,697,330.2
Quarter 2	91	91	91	7,437,874	0.12	1,723,428.4
Quarter 3	80	80	80	7,521,827	0.11	1,758,657.8
Quarter 4	67	67	67	7,543,927	0.09	1,771,001.3
<i>65-74 years, 2016</i>						
Quarter 1	77	77	77	7,922,209	0.10	1,818,578.9
Quarter 2	57	57	57	8,016,241	0.07	1,827,747.0
Quarter 3	61	61	61	8,085,621	0.08	1,867,659.9
Quarter 4	63	63	63	8,600,387	0.07	1,884,804.5
<i>65-74 years, 2017</i>						
Quarter 1	53	53	53	8,142,982	0.07	1,867,965.7
Quarter 2	67	67	67	8,171,164	0.08	1,893,238.6
Quarter 3	63	63	63	8,247,292	0.08	1,929,785.7
Quarter 4	58	58	58	8,257,602	0.07	1,934,999.1
<i>65-74 years, 2018</i>						
Quarter 1	72	72	72	8,379,347	0.09	1,922,023.5
Quarter 2	53	53	53	8,397,619	0.06	1,943,525.2
Quarter 3	54	54	54	8,462,086	0.06	1,978,256.8
Quarter 4	47	47	47	8,468,512	0.06	1,986,746.8

**Table 4. Summary of Loop Diuretic Users in the Sentinel Distributed Database (SDD) between January 1, 2000 and March 31, 2021, Cross-Stratified by Year-Quarter and Age (Years)**

	New Users	New Episodes	Adjusted Dispensings	Eligible Members <sup>1</sup>	New Users per 10,000 Eligible Members <sup>1</sup>	Eligible Member-Years <sup>1</sup>
<i>65-74 years, 2019</i>						
Quarter 1	38	38	38	8,512,252	0.04	1,954,033.2
Quarter 2	36	36	36	8,539,319	0.04	1,975,997.1
Quarter 3	44	44	44	8,618,630	0.05	2,013,892.2
Quarter 4	32	32	32	8,612,485	0.04	2,023,790.0
<i>65-74 years, 2020</i>						
Quarter 1	40	40	40	8,877,287	0.05	2,034,120.0
Quarter 2	36	36	36	9,032,743	0.04	2,083,793.3
Quarter 3	28	28	28	9,295,905	0.03	2,141,013.7
Quarter 4	59	59	59	10,026,159	0.06	2,164,851.0
<i>65-74 years, 2021</i>						
Quarter 1	50	50	50	8,477,793	0.06	1,858,611.7
<i>75-84 years, 2000</i>						
Quarter 1	0	0	0	0	NaN	0.0
Quarter 2	0	0	0	0	NaN	0.0
Quarter 3	0	0	0	0	NaN	0.0
Quarter 4	*****	*****	*****	*****	0.36	75.1
<i>75-84 years, 2001</i>						
Quarter 1	*****	*****	*****	*****	1.96	6,975.9
Quarter 2	*****	*****	*****	*****	1.31	7,068.5
Quarter 3	*****	*****	*****	*****	0.33	7,182.2
Quarter 4	*****	*****	*****	*****	0.33	7,203.6
<i>75-84 years, 2002</i>						
Quarter 1	*****	*****	*****	*****	0.33	6,997.9
Quarter 2	0	0	0	30,870	0.00	7,116.1
Quarter 3	0	0	0	31,125	0.00	7,251.3
Quarter 4	*****	*****	*****	*****	0.32	7,253.5
<i>75-84 years, 2003</i>						
Quarter 1	0	0	0	31,019	0.00	7,058.9
Quarter 2	0	0	0	30,763	0.00	7,064.8
Quarter 3	0	0	0	30,744	0.00	7,158.5
Quarter 4	*****	*****	*****	*****	0.33	7,159.3
<i>75-84 years, 2004</i>						
Quarter 1	*****	*****	*****	*****	0.65	7,026.2
Quarter 2	*****	*****	*****	*****	0.33	6,944.8
Quarter 3	0	0	0	30,609	0.00	7,058.4
Quarter 4	*****	*****	*****	*****	0.65	7,086.7

**Table 4. Summary of Loop Diuretic Users in the Sentinel Distributed Database (SDD) between January 1, 2000 and March 31, 2021, Cross-Stratified by Year-Quarter and Age (Years)**

	New Users	New Episodes	Adjusted Dispensings	Eligible Members <sup>1</sup>	New Users per 10,000 Eligible Members <sup>1</sup>	Eligible Member-Years <sup>1</sup>
<i>75-84 years, 2005</i>						
Quarter 1	0	0	0	30,789	0.00	6,912.4
Quarter 2	0	0	0	30,602	0.00	7,004.8
Quarter 3	0	0	0	31,089	0.00	6,949.4
Quarter 4	*****	*****	*****	*****	0.34	6,778.9
<i>75-84 years, 2006</i>						
Quarter 1	0	0	0	0	NaN	0.0
Quarter 2	0	0	0	0	NaN	0.0
Quarter 3	0	0	0	0	NaN	0.0
Quarter 4	0	0	0	0	NaN	0.0
<i>75-84 years, 2007</i>						
Quarter 1	17	17	17	153,198	1.11	33,934.4
Quarter 2	*****	*****	*****	*****	0.53	37,647.4
Quarter 3	*****	*****	*****	*****	0.29	39,935.1
Quarter 4	*****	*****	*****	*****	0.23	40,500.6
<i>75-84 years, 2008</i>						
Quarter 1	15	15	15	395,859	0.38	88,858.9
Quarter 2	*****	*****	*****	*****	0.15	90,653.3
Quarter 3	*****	*****	*****	*****	0.15	91,834.7
Quarter 4	*****	*****	*****	*****	0.03	92,495.8
<i>75-84 years, 2009</i>						
Quarter 1	28	28	28	577,682	0.48	130,901.2
Quarter 2	20	20	20	583,979	0.34	134,182.6
Quarter 3	16	16	16	586,470	0.27	136,509.1
Quarter 4	17	17	17	585,508	0.29	136,625.5
<i>75-84 years, 2010</i>						
Quarter 1	14	14	14	573,947	0.24	130,090.7
Quarter 2	12	12	12	573,318	0.21	132,052.1
Quarter 3	12	12	12	575,392	0.21	133,874.9
Quarter 4	13	13	13	574,356	0.23	134,017.4
<i>75-84 years, 2011</i>						
Quarter 1	389	389	389	3,505,694	1.11	799,755.7
Quarter 2	161	161	161	3,512,392	0.46	809,075.1
Quarter 3	110	110	110	3,511,432	0.31	817,353.4
Quarter 4	87	87	87	3,493,073	0.25	815,478.7
<i>75-84 years, 2012</i>						
Quarter 1	106	106	106	3,602,920	0.29	828,089.6
Quarter 2	114	114	114	3,609,255	0.32	827,007.8
Quarter 3	98	98	98	3,613,642	0.27	837,203.3
Quarter 4	82	82	82	3,837,075	0.21	838,153.0

**Table 4. Summary of Loop Diuretic Users in the Sentinel Distributed Database (SDD) between January 1, 2000 and March 31, 2021, Cross-Stratified by Year-Quarter and Age (Years)**

	New Users	New Episodes	Adjusted Dispensings	Eligible Members <sup>1</sup>	New Users per 10,000 Eligible Members <sup>1</sup>	Eligible Member-Years <sup>1</sup>
<i>75-84 years, 2013</i>						
Quarter 1	131	131	131	3,707,912	0.35	843,211.4
Quarter 2	105	105	105	3,712,408	0.28	851,693.6
Quarter 3	100	100	100	3,719,325	0.27	863,179.8
Quarter 4	93	93	93	3,707,442	0.25	863,301.2
<i>75-84 years, 2014</i>						
Quarter 1	167	167	167	4,148,060	0.40	945,352.0
Quarter 2	126	126	126	4,173,869	0.30	956,368.8
Quarter 3	93	93	93	4,161,746	0.22	964,316.3
Quarter 4	87	87	87	4,145,076	0.21	963,936.3
<i>75-84 years, 2015</i>						
Quarter 1	112	112	112	4,222,730	0.27	961,019.6
Quarter 2	102	102	102	4,235,393	0.24	970,280.3
Quarter 3	77	77	77	4,250,999	0.18	983,167.0
Quarter 4	63	63	63	4,247,273	0.15	985,896.5
<i>75-84 years, 2016</i>						
Quarter 1	81	81	81	4,333,636	0.19	993,352.2
Quarter 2	58	58	58	4,375,825	0.13	997,028.3
Quarter 3	51	51	51	4,408,698	0.12	1,017,093.8
Quarter 4	56	56	56	4,592,582	0.12	1,024,091.7
<i>75-84 years, 2017</i>						
Quarter 1	63	63	63	4,417,284	0.14	1,002,489.2
Quarter 2	52	52	52	4,434,731	0.12	1,016,001.8
Quarter 3	37	37	37	4,471,669	0.08	1,033,990.1
Quarter 4	52	52	52	4,511,042	0.12	1,043,125.0
<i>75-84 years, 2018</i>						
Quarter 1	56	56	56	4,550,687	0.12	1,031,647.4
Quarter 2	52	52	52	4,586,265	0.11	1,048,741.6
Quarter 3	55	55	55	4,618,913	0.12	1,067,952.3
Quarter 4	37	37	37	4,634,987	0.08	1,074,968.3
<i>75-84 years, 2019</i>						
Quarter 1	39	39	39	4,620,147	0.08	1,049,072.9
Quarter 2	33	33	33	4,638,521	0.07	1,060,451.9
Quarter 3	35	35	35	4,658,836	0.08	1,076,920.3
Quarter 4	33	33	33	4,652,932	0.07	1,079,968.8
<i>75-84 years, 2020</i>						
Quarter 1	32	32	32	4,711,995	0.07	1,076,937.9
Quarter 2	28	28	28	4,792,291	0.06	1,105,518.2
Quarter 3	34	34	34	4,934,639	0.07	1,132,342.5
Quarter 4	54	54	54	5,219,685	0.10	1,143,810.7

**Table 4. Summary of Loop Diuretic Users in the Sentinel Distributed Database (SDD) between January 1, 2000 and March 31, 2021, Cross-Stratified by Year-Quarter and Age (Years)**

	New Users	New Episodes	Adjusted Dispensings	Eligible Members <sup>1</sup>	New Users per 10,000 Eligible Members <sup>1</sup>	Eligible Member-Years <sup>1</sup>
<i>75-84 years, 2021</i>						
Quarter 1	40	40	40	4,599,319	0.09	992,484.9
<i>≥ 85 years, 2000</i>						
Quarter 1	0	0	0	0	NaN	0.0
Quarter 2	0	0	0	0	NaN	0.0
Quarter 3	0	0	0	0	NaN	0.0
Quarter 4	0	0	0	15,089	0.00	41.3
<i>≥ 85 years, 2001</i>						
Quarter 1	*****	*****	*****	*****	2.30	3,913.9
Quarter 2	*****	*****	*****	*****	0.59	3,923.8
Quarter 3	*****	*****	*****	*****	0.59	3,939.7
Quarter 4	0	0	0	16,747	0.00	3,897.8
<i>≥ 85 years, 2002</i>						
Quarter 1	0	0	0	16,675	0.00	3,745.1
Quarter 2	0	0	0	16,495	0.00	3,763.1
Quarter 3	0	0	0	16,473	0.00	3,813.0
Quarter 4	0	0	0	16,315	0.00	3,780.6
<i>≥ 85 years, 2003</i>						
Quarter 1	0	0	0	16,079	0.00	3,613.0
Quarter 2	*****	*****	*****	*****	0.63	3,603.9
Quarter 3	0	0	0	15,752	0.00	3,640.9
Quarter 4	0	0	0	15,586	0.00	3,602.9
<i>≥ 85 years, 2004</i>						
Quarter 1	0	0	0	15,495	0.00	3,458.3
Quarter 2	0	0	0	14,971	0.00	3,394.6
Quarter 3	*****	*****	*****	*****	1.34	3,415.4
Quarter 4	0	0	0	14,867	0.00	3,396.0
<i>≥ 85 years, 2005</i>						
Quarter 1	*****	*****	*****	*****	0.67	3,280.7
Quarter 2	0	0	0	14,627	0.00	3,301.7
Quarter 3	*****	*****	*****	*****	1.35	3,386.7
Quarter 4	*****	*****	*****	*****	0.68	3,411.7
<i>≥ 85 years, 2006</i>						
Quarter 1	0	0	0	0	NaN	0.0
Quarter 2	0	0	0	0	NaN	0.0
Quarter 3	0	0	0	0	NaN	0.0
Quarter 4	0	0	0	0	NaN	0.0



**Table 4. Summary of Loop Diuretic Users in the Sentinel Distributed Database (SDD) between January 1, 2000 and March 31, 2021, Cross-Stratified by Year-Quarter and Age (Years)**

	New Users	New Episodes	Adjusted Dispensings	Eligible Members <sup>1</sup>	New Users per 10,000 Eligible Members <sup>1</sup>	Eligible Member-Years <sup>1</sup>
<i>≥ 85 years, 2007</i>						
Quarter 1	*****	*****	*****	*****	1.43	12,330.1
Quarter 2	*****	*****	*****	*****	0.80	13,644.1
Quarter 3	0	0	0	62,537	0.00	14,487.5
Quarter 4	*****	*****	*****	*****	0.63	14,739.2
<i>≥ 85 years, 2008</i>						
Quarter 1	*****	*****	*****	*****	0.46	29,159.5
Quarter 2	*****	*****	*****	*****	0.38	30,033.8
Quarter 3	*****	*****	*****	*****	0.23	30,587.1
Quarter 4	*****	*****	*****	*****	0.14	31,009.1
<i>≥ 85 years, 2009</i>						
Quarter 1	12	12	12	203,136	0.59	45,825.0
Quarter 2	*****	*****	*****	*****	0.44	47,178.2
Quarter 3	*****	*****	*****	*****	0.29	48,454.1
Quarter 4	*****	*****	*****	*****	0.24	49,015.5
<i>≥ 85 years, 2010</i>						
Quarter 1	*****	*****	*****	*****	0.48	46,908.0
Quarter 2	*****	*****	*****	*****	0.19	47,935.0
Quarter 3	*****	*****	*****	*****	0.52	49,054.4
Quarter 4	*****	*****	*****	*****	0.47	49,458.6
<i>≥ 85 years, 2011</i>						
Quarter 1	317	317	317	1,728,277	1.83	393,037.3
Quarter 2	110	110	110	1,722,475	0.64	395,897.6
Quarter 3	76	76	76	1,723,925	0.44	400,647.2
Quarter 4	69	69	69	1,719,465	0.40	400,987.5
<i>≥ 85 years, 2012</i>						
Quarter 1	91	91	91	1,773,050	0.51	406,075.7
Quarter 2	67	67	67	1,773,041	0.38	405,795.9
Quarter 3	78	78	78	1,777,542	0.44	411,586.2
Quarter 4	71	71	71	1,869,611	0.38	412,887.5
<i>≥ 85 years, 2013</i>						
Quarter 1	112	112	112	1,825,296	0.61	413,354.5
Quarter 2	63	63	63	1,815,693	0.35	416,152.9
Quarter 3	82	82	82	1,820,204	0.45	422,279.2
Quarter 4	71	71	71	1,815,685	0.39	422,505.9
<i>≥ 85 years, 2014</i>						
Quarter 1	136	136	136	2,016,470	0.67	458,297.8
Quarter 2	84	84	84	2,020,571	0.42	462,479.0
Quarter 3	89	89	89	2,012,037	0.44	466,108.7
Quarter 4	79	79	79	2,001,689	0.39	465,036.4

**Table 4. Summary of Loop Diuretic Users in the Sentinel Distributed Database (SDD) between January 1, 2000 and March 31, 2021, Cross-Stratified by Year-Quarter and Age (Years)**

	New Users	New Episodes	Adjusted Dispensings	Eligible Members <sup>1</sup>	New Users per 10,000 Eligible Members <sup>1</sup>	Eligible Member-Years <sup>1</sup>
<i>≥ 85 years, 2015</i>						
Quarter 1	75	75	75	2,018,059	0.37	457,428.8
Quarter 2	91	91	91	2,007,102	0.45	458,977.1
Quarter 3	59	59	59	2,008,352	0.29	464,171.8
Quarter 4	43	43	43	2,001,493	0.21	464,288.7
<i>≥ 85 years, 2016</i>						
Quarter 1	57	57	57	2,024,186	0.28	463,201.6
Quarter 2	43	43	43	2,025,152	0.21	461,488.2
Quarter 3	46	46	46	2,027,755	0.23	467,785.4
Quarter 4	48	48	48	2,083,258	0.23	468,533.4
<i>≥ 85 years, 2017</i>						
Quarter 1	41	41	41	1,995,460	0.21	451,716.4
Quarter 2	57	57	57	1,979,638	0.29	453,036.0
Quarter 3	43	43	43	1,979,408	0.22	458,076.1
Quarter 4	40	40	40	1,976,094	0.20	457,863.9
<i>≥ 85 years, 2018</i>						
Quarter 1	40	40	40	1,968,770	0.20	445,308.6
Quarter 2	50	50	50	1,953,633	0.26	446,695.6
Quarter 3	39	39	39	1,947,323	0.20	450,615.6
Quarter 4	33	33	33	1,939,466	0.17	449,312.2
<i>≥ 85 years, 2019</i>						
Quarter 1	49	49	49	1,917,739	0.26	434,250.4
Quarter 2	40	40	40	1,907,874	0.21	435,262.3
Quarter 3	34	34	34	1,905,626	0.18	439,577.1
Quarter 4	22	22	22	1,897,472	0.12	439,356.8
<i>≥ 85 years, 2020</i>						
Quarter 1	29	29	29	1,907,132	0.15	434,475.7
Quarter 2	32	32	32	1,924,609	0.17	441,129.9
Quarter 3	28	28	28	1,966,410	0.14	449,961.7
Quarter 4	40	40	40	2,049,468	0.20	453,266.1
<i>≥ 85 years, 2021</i>						
Quarter 1	31	31	31	1,835,985	0.17	398,307.7
<b>First Use with 365 Days of Enrollment, 365 Day Washout, and No Prior Evidence of Cancer</b>						
<i>Loop Diuretics</i>						
<i>18-44 years, 2000</i>						
Quarter 1	0	0	0	0	NaN	0.0
Quarter 2	0	0	0	0	NaN	0.0
Quarter 3	0	0	0	0	NaN	0.0
Quarter 4	*****	*****	*****	*****	0.08	1,018.4

**Table 4. Summary of Loop Diuretic Users in the Sentinel Distributed Database (SDD) between January 1, 2000 and March 31, 2021, Cross-Stratified by Year-Quarter and Age (Years)**

	New Users	New Episodes	Adjusted Dispensings	Eligible Members <sup>1</sup>	New Users per 10,000 Eligible Members <sup>1</sup>	Eligible Member-Years <sup>1</sup>
<i>18-44 years, 2001</i>						
Quarter 1	1,023	1,023	1,028	392,110	26.09	92,478.8
Quarter 2	1,368	1,368	1,377	396,967	34.46	94,978.5
Quarter 3	1,228	1,228	1,239	405,440	30.29	97,893.8
Quarter 4	975	975	978	412,091	23.66	99,586.6
<i>18-44 years, 2002</i>						
Quarter 1	1,063	1,063	1,069	388,158	27.39	91,801.9
Quarter 2	1,460	1,460	1,467	396,305	36.84	91,611.5
Quarter 3	1,287	1,287	1,292	384,234	33.50	92,489.9
Quarter 4	950	950	957	378,600	25.09	84,582.2
<i>18-44 years, 2003</i>						
Quarter 1	911	911	917	328,944	27.69	77,131.1
Quarter 2	1,184	1,184	1,191	322,979	36.66	75,562.8
Quarter 3	1,160	1,160	1,172	319,737	36.28	76,024.3
Quarter 4	843	843	851	316,280	26.65	75,494.5
<i>18-44 years, 2004</i>						
Quarter 1	885	885	892	321,126	27.56	74,623.1
Quarter 2	1,096	1,096	1,102	324,740	33.75	74,882.5
Quarter 3	1,063	1,063	1,067	325,811	32.63	75,357.2
Quarter 4	842	842	849	324,967	25.91	75,474.2
<i>18-44 years, 2005</i>						
Quarter 1	811	811	817	320,646	25.29	73,345.9
Quarter 2	1,085	1,085	1,089	321,149	33.78	75,256.7
Quarter 3	776	776	780	331,226	23.43	73,754.8
Quarter 4	546	546	548	303,311	18.00	71,193.6
<i>18-44 years, 2006</i>						
Quarter 1	452	452	454	279,309	16.18	63,818.9
Quarter 2	625	625	627	279,496	22.36	64,717.5
Quarter 3	599	599	600	277,331	21.60	65,374.2
Quarter 4	403	403	405	279,068	14.44	64,889.3
<i>18-44 years, 2007</i>						
Quarter 1	1,859	1,859	1,863	3,405,791	5.46	784,008.3
Quarter 2	2,479	2,479	2,487	3,424,797	7.24	796,762.1
Quarter 3	2,349	2,349	2,357	3,461,518	6.79	805,752.2
Quarter 4	1,668	1,668	1,678	3,527,012	4.73	832,984.7
<i>18-44 years, 2008</i>						
Quarter 1	2,089	2,089	2,099	4,073,123	5.13	928,331.4
Quarter 2	2,860	2,860	2,876	4,130,671	6.92	931,532.3
Quarter 3	2,574	2,574	2,584	4,144,857	6.21	940,729.5
Quarter 4	1,877	1,877	1,885	10,216,254	1.84	960,453.5

**Table 4. Summary of Loop Diuretic Users in the Sentinel Distributed Database (SDD) between January 1, 2000 and March 31, 2021, Cross-Stratified by Year-Quarter and Age (Years)**

	New Users	New Episodes	Adjusted Dispensings	Eligible Members <sup>1</sup>	New Users per 10,000 Eligible Members <sup>1</sup>	Eligible Member-Years <sup>1</sup>
<i>18-44 years, 2009</i>						
Quarter 1	4,364	4,364	4,386	9,607,446	4.54	2,191,430.1
Quarter 2	5,956	5,956	5,987	9,554,314	6.23	2,214,603.8
Quarter 3	5,300	5,300	5,318	9,713,461	5.46	2,246,205.0
Quarter 4	3,764	3,764	3,775	9,478,997	3.97	2,243,372.6
<i>18-44 years, 2010</i>						
Quarter 1	4,007	4,007	4,038	9,239,519	4.34	2,126,920.3
Quarter 2	5,646	5,646	5,670	9,139,900	6.18	2,130,115.9
Quarter 3	4,974	4,974	4,995	9,172,071	5.42	2,132,029.9
Quarter 4	3,272	3,272	3,281	8,894,567	3.68	2,111,299.9
<i>18-44 years, 2011</i>						
Quarter 1	7,468	7,468	7,513	9,589,748	7.79	2,217,623.0
Quarter 2	9,819	9,819	9,860	9,593,997	10.23	2,241,231.6
Quarter 3	8,972	8,972	9,014	9,731,163	9.22	2,268,706.7
Quarter 4	6,524	6,524	6,554	9,600,590	6.80	2,282,534.8
<i>18-44 years, 2012</i>						
Quarter 1	7,378	7,378	7,417	9,598,651	7.69	2,201,531.2
Quarter 2	8,655	8,655	8,690	9,713,800	8.91	2,205,430.9
Quarter 3	7,950	7,950	7,993	9,902,815	8.03	2,237,927.3
Quarter 4	6,036	6,036	6,079	10,204,308	5.92	2,252,537.0
<i>18-44 years, 2013</i>						
Quarter 1	6,201	6,201	6,235	9,431,730	6.57	2,185,483.1
Quarter 2	8,293	8,293	8,333	9,416,782	8.81	2,205,194.8
Quarter 3	7,659	7,659	7,693	9,570,291	8.00	2,237,138.3
Quarter 4	5,709	5,709	5,738	9,341,271	6.11	2,223,736.4
<i>18-44 years, 2014</i>						
Quarter 1	6,111	6,111	6,159	10,198,847	5.99	2,372,207.3
Quarter 2	8,425	8,425	8,467	10,180,863	8.28	2,385,876.1
Quarter 3	7,761	7,761	7,795	10,365,233	7.49	2,427,401.9
Quarter 4	5,644	5,644	5,671	10,254,535	5.50	2,430,210.9
<i>18-44 years, 2015</i>						
Quarter 1	6,389	6,389	6,430	10,657,201	6.00	2,480,183.4
Quarter 2	8,742	8,742	8,789	10,776,486	8.11	2,529,733.2
Quarter 3	7,823	7,823	7,869	10,913,463	7.17	2,563,976.2
Quarter 4	5,837	5,837	5,869	10,804,740	5.40	2,562,520.1
<i>18-44 years, 2016</i>						
Quarter 1	6,427	6,427	6,463	11,031,098	5.83	2,546,241.7
Quarter 2	7,902	7,902	7,957	11,156,437	7.08	2,554,973.6
Quarter 3	7,360	7,360	7,400	11,325,979	6.50	2,583,035.5
Quarter 4	5,482	5,482	5,512	12,509,809	4.38	2,596,789.0

**Table 4. Summary of Loop Diuretic Users in the Sentinel Distributed Database (SDD) between January 1, 2000 and March 31, 2021, Cross-Stratified by Year-Quarter and Age (Years)**

	New Users	New Episodes	Adjusted Dispensings	Eligible Members <sup>1</sup>	New Users per 10,000 Eligible Members <sup>1</sup>	Eligible Member-Years <sup>1</sup>
<i>18-44 years, 2017</i>						
Quarter 1	5,857	5,857	5,904	10,999,105	5.32	2,554,590.8
Quarter 2	7,401	7,401	7,450	11,014,715	6.72	2,581,778.9
Quarter 3	6,749	6,749	6,798	11,120,063	6.07	2,611,327.2
Quarter 4	5,148	5,148	5,197	11,114,042	4.63	2,635,845.9
<i>18-44 years, 2018</i>						
Quarter 1	5,511	5,511	5,557	10,978,935	5.02	2,557,605.1
Quarter 2	7,169	7,169	7,224	10,953,508	6.54	2,570,213.0
Quarter 3	6,508	6,508	6,556	11,015,745	5.91	2,582,671.5
Quarter 4	4,928	4,928	4,976	10,882,442	4.53	2,584,594.4
<i>18-44 years, 2019</i>						
Quarter 1	4,990	4,990	5,024	10,663,495	4.68	2,487,624.7
Quarter 2	6,554	6,554	6,620	10,695,740	6.13	2,509,402.8
Quarter 3	6,309	6,309	6,361	10,831,863	5.82	2,537,000.3
Quarter 4	4,596	4,596	4,659	10,674,744	4.31	2,540,316.4
<i>18-44 years, 2020</i>						
Quarter 1	4,387	4,387	4,426	10,297,122	4.26	2,388,325.7
Quarter 2	5,272	5,272	5,322	10,364,266	5.09	2,391,074.3
Quarter 3	5,492	5,492	5,542	10,589,231	5.19	2,418,158.5
Quarter 4	4,294	4,294	4,334	11,362,548	3.78	2,416,304.8
<i>18-44 years, 2021</i>						
Quarter 1	3,232	3,232	3,257	5,050,379	6.40	1,166,337.7
<i>45-64 years, 2000</i>						
Quarter 1	0	0	0	0	NaN	0.0
Quarter 2	0	0	0	0	NaN	0.0
Quarter 3	0	0	0	0	NaN	0.0
Quarter 4	*****	*****	*****	*****	0.37	439.7
<i>45-64 years, 2001</i>						
Quarter 1	1,900	1,900	1,913	171,268	110.94	40,043.0
Quarter 2	2,414	2,414	2,424	173,186	139.39	40,917.8
Quarter 3	2,201	2,201	2,219	175,750	125.23	41,902.1
Quarter 4	1,880	1,880	1,892	177,694	105.80	42,534.0
<i>45-64 years, 2002</i>						
Quarter 1	2,032	2,032	2,051	175,200	115.98	40,970.7
Quarter 2	2,584	2,584	2,608	178,959	144.39	41,562.8
Quarter 3	2,300	2,300	2,321	177,920	129.27	42,365.1
Quarter 4	1,847	1,847	1,858	177,411	104.11	40,864.8

**Table 4. Summary of Loop Diuretic Users in the Sentinel Distributed Database (SDD) between January 1, 2000 and March 31, 2021, Cross-Stratified by Year-Quarter and Age (Years)**

	<b>New Users</b>	<b>New Episodes</b>	<b>Adjusted Dispensings</b>	<b>Eligible Members<sup>1</sup></b>	<b>New Users per 10,000 Eligible Members<sup>1</sup></b>	<b>Eligible Member-Years<sup>1</sup></b>
<i>45-64 years, 2003</i>						
Quarter 1	1,845	1,845	1,864	166,198	111.01	38,765.6
Quarter 2	2,274	2,274	2,293	166,450	136.62	38,831.5
Quarter 3	2,201	2,201	2,223	164,082	134.14	39,180.6
Quarter 4	1,618	1,618	1,628	161,875	99.95	38,792.1
<i>45-64 years, 2004</i>						
Quarter 1	1,970	1,970	1,980	162,063	121.56	38,076.2
Quarter 2	2,133	2,133	2,143	161,043	132.45	37,757.3
Quarter 3	1,972	1,972	1,985	160,675	122.73	37,935.1
Quarter 4	1,557	1,557	1,568	160,014	97.30	37,859.1
<i>45-64 years, 2005</i>						
Quarter 1	1,595	1,595	1,611	160,534	99.36	37,065.4
Quarter 2	1,879	1,879	1,886	159,862	117.54	37,601.3
Quarter 3	1,150	1,150	1,157	160,603	71.61	33,335.1
Quarter 4	819	819	822	120,209	68.13	27,834.6
<i>45-64 years, 2006</i>						
Quarter 1	514	514	519	88,844	57.85	19,415.4
Quarter 2	543	543	545	81,549	66.59	18,904.3
Quarter 3	564	564	564	79,717	70.75	18,828.8
Quarter 4	390	390	394	78,252	49.84	18,108.5
<i>45-64 years, 2007</i>						
Quarter 1	5,143	5,143	5,174	2,466,141	20.85	572,727.4
Quarter 2	6,420	6,420	6,453	2,491,096	25.77	584,467.4
Quarter 3	5,822	5,822	5,849	2,496,287	23.32	591,409.2
Quarter 4	4,739	4,739	4,758	2,596,588	18.25	617,877.4
<i>45-64 years, 2008</i>						
Quarter 1	6,526	6,526	6,561	3,096,376	21.08	715,008.3
Quarter 2	8,304	8,304	8,345	3,153,132	26.34	722,307.3
Quarter 3	7,605	7,605	7,635	3,142,727	24.20	732,570.5
Quarter 4	6,031	6,031	6,068	7,377,234	8.18	748,536.7
<i>45-64 years, 2009</i>						
Quarter 1	13,164	13,164	13,228	7,012,154	18.77	1,611,889.9
Quarter 2	16,708	16,708	16,789	6,987,474	23.91	1,629,597.1
Quarter 3	15,218	15,218	15,288	7,022,458	21.67	1,652,838.0
Quarter 4	12,232	12,232	12,293	6,982,936	17.52	1,657,663.5
<i>45-64 years, 2010</i>						
Quarter 1	12,317	12,317	12,372	6,824,508	18.05	1,575,416.1
Quarter 2	16,335	16,335	16,407	6,787,848	24.07	1,587,622.7
Quarter 3	14,535	14,535	14,609	6,753,070	21.52	1,594,565.9
Quarter 4	10,843	10,843	10,899	6,677,619	16.24	1,587,704.6

**Table 4. Summary of Loop Diuretic Users in the Sentinel Distributed Database (SDD) between January 1, 2000 and March 31, 2021, Cross-Stratified by Year-Quarter and Age (Years)**

	New Users	New Episodes	Adjusted Dispensings	Eligible Members <sup>1</sup>	New Users per 10,000 Eligible Members <sup>1</sup>	Eligible Member-Years <sup>1</sup>
<i>45-64 years, 2011</i>						
Quarter 1	30,331	30,331	30,506	8,460,314	35.85	1,961,770.0
Quarter 2	36,884	36,884	37,059	8,480,712	43.49	1,987,451.7
Quarter 3	34,542	34,542	34,697	8,509,601	40.59	2,012,337.7
Quarter 4	26,867	26,867	26,993	8,493,548	31.63	2,019,068.5
<i>45-64 years, 2012</i>						
Quarter 1	29,821	29,821	29,993	8,424,988	35.40	1,946,601.4
Quarter 2	34,005	34,005	34,195	8,486,687	40.07	1,947,945.2
Quarter 3	31,722	31,722	31,887	8,458,828	37.50	1,971,306.1
Quarter 4	25,767	25,767	25,897	8,851,796	29.11	1,979,484.9
<i>45-64 years, 2013</i>						
Quarter 1	27,309	27,309	27,485	8,342,076	32.74	1,937,242.9
Quarter 2	33,647	33,647	33,845	8,345,305	40.32	1,958,025.4
Quarter 3	31,173	31,173	31,329	8,378,475	37.21	1,987,693.1
Quarter 4	24,951	24,951	25,075	8,346,057	29.90	1,985,928.9
<i>45-64 years, 2014</i>						
Quarter 1	27,500	27,500	27,703	9,038,687	30.42	2,102,244.9
Quarter 2	34,396	34,396	34,588	8,975,691	38.32	2,105,721.0
Quarter 3	31,615	31,615	31,777	9,002,546	35.12	2,132,906.7
Quarter 4	25,716	25,716	25,864	8,965,167	28.68	2,124,181.6
<i>45-64 years, 2015</i>						
Quarter 1	28,303	28,303	28,491	9,309,159	30.40	2,164,523.7
Quarter 2	35,370	35,370	35,607	9,403,625	37.61	2,207,979.8
Quarter 3	32,453	32,453	32,648	9,410,470	34.49	2,234,952.1
Quarter 4	26,658	26,658	26,821	9,427,388	28.28	2,234,299.8
<i>45-64 years, 2016</i>						
Quarter 1	28,616	28,616	28,829	9,665,793	29.61	2,238,430.3
Quarter 2	33,689	33,689	33,924	9,688,578	34.77	2,238,009.8
Quarter 3	31,842	31,842	32,052	9,664,795	32.95	2,258,775.5
Quarter 4	25,932	25,932	26,118	10,734,458	24.16	2,266,705.5
<i>45-64 years, 2017</i>						
Quarter 1	27,882	27,882	28,143	9,527,845	29.26	2,212,466.7
Quarter 2	32,490	32,490	32,711	9,500,638	34.20	2,230,106.6
Quarter 3	29,899	29,899	30,146	9,467,822	31.58	2,247,532.3
Quarter 4	24,958	24,958	25,166	9,510,212	26.24	2,251,398.7
<i>45-64 years, 2018</i>						
Quarter 1	26,276	26,276	26,527	9,321,424	28.19	2,169,688.8
Quarter 2	31,837	31,837	32,134	9,272,237	34.34	2,175,216.0
Quarter 3	28,701	28,701	28,927	9,198,082	31.20	2,179,967.5
Quarter 4	23,842	23,842	24,063	9,160,554	26.03	2,172,057.8

**Table 4. Summary of Loop Diuretic Users in the Sentinel Distributed Database (SDD) between January 1, 2000 and March 31, 2021, Cross-Stratified by Year-Quarter and Age (Years)**

	New Users	New Episodes	Adjusted Dispensings	Eligible Members <sup>1</sup>	New Users per 10,000 Eligible Members <sup>1</sup>	Eligible Member-Years <sup>1</sup>
<i>45-64 years, 2019</i>						
Quarter 1	24,857	24,857	25,124	8,952,825	27.76	2,083,563.0
Quarter 2	28,959	28,959	29,223	8,910,647	32.50	2,087,243.1
Quarter 3	27,008	27,008	27,252	8,860,241	30.48	2,095,803.1
Quarter 4	21,896	21,896	22,150	8,789,891	24.91	2,086,950.5
<i>45-64 years, 2020</i>						
Quarter 1	22,024	22,024	22,271	8,644,056	25.48	2,007,469.4
Quarter 2	25,071	25,071	25,440	8,647,649	28.99	2,009,125.4
Quarter 3	25,530	25,530	25,829	8,692,896	29.37	2,024,399.8
Quarter 4	20,627	20,627	20,848	9,350,417	22.06	2,016,271.6
<i>45-64 years, 2021</i>						
Quarter 1	16,540	16,540	16,679	5,031,248	32.87	1,135,712.5
<i>65-74 years, 2000</i>						
Quarter 1	0	0	0	0	NaN	0.0
Quarter 2	0	0	0	0	NaN	0.0
Quarter 3	0	0	0	0	NaN	0.0
Quarter 4	*****	*****	*****	*****	2.39	114.4
<i>65-74 years, 2001</i>						
Quarter 1	800	800	801	45,763	174.81	10,443.1
Quarter 2	1,020	1,020	1,024	46,119	221.17	10,646.7
Quarter 3	835	835	843	46,414	179.90	10,860.9
Quarter 4	710	710	716	46,539	152.56	10,971.0
<i>65-74 years, 2002</i>						
Quarter 1	841	841	846	46,477	180.95	10,657.1
Quarter 2	953	953	961	46,897	203.21	10,815.6
Quarter 3	853	853	857	47,317	180.27	11,039.3
Quarter 4	704	704	708	46,604	151.06	10,854.3
<i>65-74 years, 2003</i>						
Quarter 1	748	748	750	45,741	163.53	10,461.0
Quarter 2	925	925	932	44,374	208.46	10,045.9
Quarter 3	796	796	800	43,540	182.82	10,134.1
Quarter 4	649	649	654	42,995	150.95	10,047.1
<i>65-74 years, 2004</i>						
Quarter 1	929	929	931	42,803	217.04	9,809.3
Quarter 2	807	807	809	42,445	190.13	9,683.3
Quarter 3	793	793	799	41,846	189.50	9,596.5
Quarter 4	534	534	539	40,831	130.78	9,434.8



**Table 4. Summary of Loop Diuretic Users in the Sentinel Distributed Database (SDD) between January 1, 2000 and March 31, 2021, Cross-Stratified by Year-Quarter and Age (Years)**

	New Users	New Episodes	Adjusted Dispensings	Eligible Members <sup>1</sup>	New Users per 10,000 Eligible Members <sup>1</sup>	Eligible Member-Years <sup>1</sup>
<i>65-74 years, 2005</i>						
Quarter 1	638	638	644	40,293	158.34	9,053.3
Quarter 2	714	714	721	39,472	180.89	9,004.4
Quarter 3	450	450	451	39,458	114.05	8,250.0
Quarter 4	378	378	378	32,001	118.12	7,367.2
<i>65-74 years, 2006</i>						
Quarter 1	0	0	0	0	NaN	0.0
Quarter 2	0	0	0	0	NaN	0.0
Quarter 3	0	0	0	0	NaN	0.0
Quarter 4	0	0	0	0	NaN	0.0
<i>65-74 years, 2007</i>						
Quarter 1	1,629	1,629	1,647	284,555	57.25	62,901.7
Quarter 2	1,997	1,997	2,008	312,817	63.84	69,172.7
Quarter 3	1,708	1,708	1,714	317,494	53.80	73,250.0
Quarter 4	1,558	1,558	1,566	326,211	47.76	75,452.1
<i>65-74 years, 2008</i>						
Quarter 1	4,224	4,224	4,249	699,748	60.36	155,497.3
Quarter 2	4,821	4,821	4,843	703,979	68.48	160,100.4
Quarter 3	4,406	4,406	4,429	705,432	62.46	163,233.5
Quarter 4	3,757	3,757	3,773	1,146,882	32.76	165,426.0
<i>65-74 years, 2009</i>						
Quarter 1	6,114	6,114	6,145	1,070,858	57.09	241,278.3
Quarter 2	7,197	7,197	7,240	1,078,890	66.71	247,453.8
Quarter 3	6,493	6,493	6,530	1,086,607	59.75	252,161.0
Quarter 4	5,580	5,580	5,618	1,083,235	51.51	252,771.5
<i>65-74 years, 2010</i>						
Quarter 1	5,763	5,763	5,799	1,057,456	54.50	239,250.2
Quarter 2	6,922	6,922	6,959	1,052,624	65.76	242,685.5
Quarter 3	6,170	6,170	6,202	1,051,825	58.66	244,650.5
Quarter 4	5,289	5,289	5,326	1,043,475	50.69	244,061.1
<i>65-74 years, 2011</i>						
Quarter 1	38,510	38,510	38,740	4,747,300	81.12	1,087,345.6
Quarter 2	44,778	44,778	45,028	4,780,993	93.66	1,104,531.9
Quarter 3	39,538	39,538	39,784	4,818,742	82.05	1,123,506.8
Quarter 4	33,227	33,227	33,420	4,820,913	68.92	1,128,738.9
<i>65-74 years, 2012</i>						
Quarter 1	38,484	38,484	38,710	5,071,166	75.89	1,159,900.4
Quarter 2	43,303	43,303	43,592	5,114,944	84.66	1,162,751.0
Quarter 3	38,145	38,145	38,358	5,153,233	74.02	1,184,743.8
Quarter 4	33,389	33,389	33,584	5,635,540	59.25	1,196,791.4

**Table 4. Summary of Loop Diuretic Users in the Sentinel Distributed Database (SDD) between January 1, 2000 and March 31, 2021, Cross-Stratified by Year-Quarter and Age (Years)**

	New Users	New Episodes	Adjusted Dispensings	Eligible Members <sup>1</sup>	New Users per 10,000 Eligible Members <sup>1</sup>	Eligible Member-Years <sup>1</sup>
<i>65-74 years, 2013</i>						
Quarter 1	37,164	37,164	37,436	5,362,132	69.31	1,224,008.6
Quarter 2	44,598	44,598	44,909	5,400,352	82.58	1,244,227.9
Quarter 3	40,103	40,103	40,344	5,446,799	73.63	1,268,971.1
Quarter 4	33,502	33,502	33,736	5,442,438	61.56	1,274,630.5
<i>65-74 years, 2014</i>						
Quarter 1	39,448	39,448	39,761	6,210,944	63.51	1,422,667.2
Quarter 2	48,544	48,544	48,893	6,266,572	77.47	1,444,062.8
Quarter 3	42,996	42,996	43,279	6,296,715	68.28	1,467,364.0
Quarter 4	37,156	37,156	37,406	6,289,408	59.08	1,472,427.6
<i>65-74 years, 2015</i>						
Quarter 1	40,602	40,602	40,947	6,554,631	61.94	1,501,779.3
Quarter 2	49,048	49,048	49,407	6,605,869	74.25	1,523,636.4
Quarter 3	44,619	44,619	44,954	6,674,181	66.85	1,553,599.8
Quarter 4	38,243	38,243	38,548	6,689,875	57.17	1,564,616.5
<i>65-74 years, 2016</i>						
Quarter 1	42,362	42,362	42,682	7,043,499	60.14	1,610,186.2
Quarter 2	49,032	49,032	49,424	7,127,696	68.79	1,617,060.0
Quarter 3	44,833	44,833	45,170	7,182,685	62.42	1,651,288.6
Quarter 4	38,908	38,908	39,244	7,654,178	50.83	1,666,618.7
<i>65-74 years, 2017</i>						
Quarter 1	42,533	42,533	42,904	7,236,429	58.78	1,654,269.9
Quarter 2	49,045	49,045	49,460	7,262,068	67.54	1,675,643.8
Quarter 3	44,794	44,794	45,143	7,324,334	61.16	1,707,176.5
Quarter 4	38,908	38,908	39,262	7,332,341	53.06	1,712,303.3
<i>65-74 years, 2018</i>						
Quarter 1	41,695	41,695	42,128	7,460,610	55.89	1,705,882.3
Quarter 2	49,862	49,862	50,344	7,480,249	66.66	1,724,371.0
Quarter 3	44,262	44,262	44,624	7,533,023	58.76	1,754,594.7
Quarter 4	38,750	38,750	39,154	7,538,962	51.40	1,762,812.2
<i>65-74 years, 2019</i>						
Quarter 1	41,335	41,335	41,850	7,590,888	54.45	1,737,075.9
Quarter 2	48,995	48,995	49,532	7,618,700	64.31	1,756,112.0
Quarter 3	44,786	44,786	45,288	7,688,132	58.25	1,789,873.2
Quarter 4	38,535	38,535	39,005	7,682,440	50.16	1,799,252.3
<i>65-74 years, 2020</i>						
Quarter 1	40,446	40,446	40,948	7,943,051	50.92	1,813,742.8
Quarter 2	41,273	41,273	41,835	8,092,048	51.00	1,860,473.4
Quarter 3	44,877	44,877	45,476	8,335,750	53.84	1,912,011.5
Quarter 4	38,628	38,628	39,140	9,013,727	42.85	1,934,510.4

**Table 4. Summary of Loop Diuretic Users in the Sentinel Distributed Database (SDD) between January 1, 2000 and March 31, 2021, Cross-Stratified by Year-Quarter and Age (Years)**

	New Users	New Episodes	Adjusted Dispensings	Eligible Members <sup>1</sup>	New Users per 10,000 Eligible Members <sup>1</sup>	Eligible Member-Years <sup>1</sup>
<i>65-74 years, 2021</i>						
Quarter 1	37,598	37,598	37,944	7,586,766	49.56	1,659,734.6
<i>75-84 years, 2000</i>						
Quarter 1	0	0	0	0	NaN	0.0
Quarter 2	0	0	0	0	NaN	0.0
Quarter 3	0	0	0	0	NaN	0.0
Quarter 4	13	13	13	18,727	6.94	51.3
<i>75-84 years, 2001</i>						
Quarter 1	516	516	519	21,066	244.94	4,728.9
Quarter 2	555	555	558	20,930	265.17	4,778.7
Quarter 3	517	517	521	21,014	246.03	4,842.3
Quarter 4	422	422	423	20,912	201.80	4,858.2
<i>75-84 years, 2002</i>						
Quarter 1	510	510	513	20,960	243.32	4,719.4
Quarter 2	550	550	553	20,926	262.83	4,759.9
Quarter 3	498	498	499	20,961	237.58	4,813.2
Quarter 4	406	406	406	20,682	196.31	4,795.5
<i>75-84 years, 2003</i>						
Quarter 1	443	443	449	20,571	215.35	4,642.2
Quarter 2	564	564	567	20,251	278.50	4,582.4
Quarter 3	516	516	519	19,959	258.53	4,589.5
Quarter 4	369	369	371	19,743	186.90	4,581.9
<i>75-84 years, 2004</i>						
Quarter 1	602	602	605	19,750	304.81	4,435.3
Quarter 2	477	477	477	19,247	247.83	4,334.4
Quarter 3	466	466	469	19,074	244.31	4,337.0
Quarter 4	375	375	378	18,916	198.24	4,326.1
<i>75-84 years, 2005</i>						
Quarter 1	373	373	375	18,975	196.57	4,220.4
Quarter 2	446	446	449	18,794	237.31	4,257.9
Quarter 3	352	352	353	19,047	184.81	4,196.6
Quarter 4	319	319	321	17,740	179.82	4,106.1
<i>75-84 years, 2006</i>						
Quarter 1	0	0	0	0	NaN	0.0
Quarter 2	0	0	0	0	NaN	0.0
Quarter 3	0	0	0	0	NaN	0.0
Quarter 4	0	0	0	0	NaN	0.0

**Table 4. Summary of Loop Diuretic Users in the Sentinel Distributed Database (SDD) between January 1, 2000 and March 31, 2021, Cross-Stratified by Year-Quarter and Age (Years)**

	New Users	New Episodes	Adjusted Dispensings	Eligible Members <sup>1</sup>	New Users per 10,000 Eligible Members <sup>1</sup>	Eligible Member-Years <sup>1</sup>
<i>75-84 years, 2007</i>						
Quarter 1	1,506	1,506	1,513	131,911	114.17	29,020.8
Quarter 2	1,827	1,827	1,839	147,309	124.03	32,227.2
Quarter 3	1,547	1,547	1,554	148,362	104.27	34,247.3
Quarter 4	1,426	1,426	1,434	150,684	94.64	34,832.3
<i>75-84 years, 2008</i>						
Quarter 1	3,817	3,817	3,837	344,882	110.68	76,882.6
Quarter 2	4,292	4,292	4,315	342,985	125.14	78,271.1
Quarter 3	3,674	3,674	3,693	341,859	107.47	79,103.0
Quarter 4	3,407	3,407	3,426	528,205	64.50	79,606.0
<i>75-84 years, 2009</i>						
Quarter 1	5,484	5,484	5,515	501,170	109.42	112,906.7
Quarter 2	6,110	6,110	6,139	505,323	120.91	115,298.0
Quarter 3	5,213	5,213	5,250	505,703	103.08	116,949.5
Quarter 4	4,833	4,833	4,856	503,972	95.90	116,892.1
<i>75-84 years, 2010</i>						
Quarter 1	5,249	5,249	5,286	493,033	106.46	111,130.5
Quarter 2	5,878	5,878	5,911	491,157	119.68	112,388.6
Quarter 3	4,872	4,872	4,899	490,962	99.23	113,562.7
Quarter 4	4,332	4,332	4,346	489,000	88.59	113,518.9
<i>75-84 years, 2011</i>						
Quarter 1	40,193	40,193	40,432	2,866,251	140.23	648,688.3
Quarter 2	44,398	44,398	44,654	2,875,581	154.40	655,489.8
Quarter 3	38,831	38,831	39,022	2,874,249	135.10	662,313.6
Quarter 4	33,916	33,916	34,102	2,862,265	118.49	662,327.0
<i>75-84 years, 2012</i>						
Quarter 1	38,986	38,986	39,229	2,954,353	131.96	673,692.7
Quarter 2	41,755	41,755	42,047	2,954,740	141.32	671,250.1
Quarter 3	36,647	36,647	36,829	2,948,354	124.30	677,688.7
Quarter 4	32,740	32,740	32,935	3,135,406	104.42	677,756.4
<i>75-84 years, 2013</i>						
Quarter 1	36,146	36,146	36,423	3,022,850	119.58	682,961.4
Quarter 2	41,789	41,789	42,061	3,022,493	138.26	687,808.9
Quarter 3	35,904	35,904	36,150	3,016,421	119.03	694,833.5
Quarter 4	31,810	31,810	32,032	2,999,580	106.05	693,857.3
<i>75-84 years, 2014</i>						
Quarter 1	37,363	37,363	37,693	3,374,257	110.73	764,361.1
Quarter 2	44,169	44,169	44,457	3,391,831	130.22	771,164.0
Quarter 3	37,799	37,799	38,046	3,370,055	112.16	775,391.1
Quarter 4	33,792	33,792	34,003	3,351,061	100.84	774,297.8

**Table 4. Summary of Loop Diuretic Users in the Sentinel Distributed Database (SDD) between January 1, 2000 and March 31, 2021, Cross-Stratified by Year-Quarter and Age (Years)**

	New Users	New Episodes	Adjusted Dispensings	Eligible Members <sup>1</sup>	New Users per 10,000 Eligible Members <sup>1</sup>	Eligible Member-Years <sup>1</sup>
<i>75-84 years, 2015</i>						
Quarter 1	37,294	37,294	37,598	3,418,572	109.09	773,478.9
Quarter 2	43,413	43,413	43,774	3,425,273	126.74	778,905.8
Quarter 3	37,410	37,410	37,690	3,427,005	109.16	787,221.1
Quarter 4	33,664	33,664	33,949	3,418,686	98.47	788,734.1
<i>75-84 years, 2016</i>						
Quarter 1	37,020	37,020	37,335	3,490,894	106.05	795,468.9
Quarter 2	40,783	40,783	41,120	3,521,351	115.82	796,601.5
Quarter 3	36,425	36,425	36,721	3,538,275	102.95	810,889.2
Quarter 4	32,862	32,862	33,176	3,689,881	89.06	815,767.5
<i>75-84 years, 2017</i>						
Quarter 1	36,568	36,568	36,934	3,541,541	103.25	798,975.6
Quarter 2	40,461	40,461	40,822	3,552,218	113.90	808,184.9
Quarter 3	35,809	35,809	36,130	3,572,971	100.22	820,863.4
Quarter 4	32,503	32,503	32,825	3,602,206	90.23	827,816.0
<i>75-84 years, 2018</i>						
Quarter 1	35,424	35,424	35,762	3,643,544	97.22	821,424.7
Quarter 2	41,326	41,326	41,734	3,670,715	112.58	833,553.5
Quarter 3	35,476	35,476	35,806	3,687,481	96.21	847,101.7
Quarter 4	32,554	32,554	32,928	3,696,530	88.07	852,254.2
<i>75-84 years, 2019</i>						
Quarter 1	34,775	34,775	35,193	3,688,193	94.29	832,799.3
Quarter 2	40,264	40,264	40,704	3,701,797	108.77	840,534.0
Quarter 3	35,921	35,921	36,353	3,711,010	96.80	852,386.3
Quarter 4	31,785	31,785	32,160	3,703,388	85.83	854,658.5
<i>75-84 years, 2020</i>						
Quarter 1	33,294	33,294	33,665	3,762,399	88.49	855,150.3
Quarter 2	32,609	32,609	33,062	3,832,924	85.08	879,870.7
Quarter 3	34,555	34,555	34,985	3,952,837	87.42	901,426.9
Quarter 4	30,706	30,706	31,085	4,199,336	73.12	911,295.1
<i>75-84 years, 2021</i>						
Quarter 1	30,499	30,499	30,764	3,674,617	83.00	788,296.7
<i>≥ 85 years, 2000</i>						
Quarter 1	0	0	0	0	NaN	0.0
Quarter 2	0	0	0	0	NaN	0.0
Quarter 3	0	0	0	0	NaN	0.0
Quarter 4	11	11	11	9,304	11.82	25.5

**Table 4. Summary of Loop Diuretic Users in the Sentinel Distributed Database (SDD) between January 1, 2000 and March 31, 2021, Cross-Stratified by Year-Quarter and Age (Years)**

	New Users	New Episodes	Adjusted Dispensings	Eligible Members <sup>1</sup>	New Users per 10,000 Eligible Members <sup>1</sup>	Eligible Member-Years <sup>1</sup>
<i>≥ 85 years, 2001</i>						
Quarter 1	296	296	297	10,836	273.16	2,412.7
Quarter 2	340	340	342	10,645	319.40	2,414.3
Quarter 3	306	306	306	10,585	289.09	2,427.2
Quarter 4	240	240	240	10,504	228.48	2,413.2
<i>≥ 85 years, 2002</i>						
Quarter 1	301	301	302	10,430	288.59	2,318.1
Quarter 2	333	333	333	10,205	326.31	2,299.5
Quarter 3	304	304	305	10,108	300.75	2,308.2
Quarter 4	239	239	239	9,937	240.52	2,275.1
<i>≥ 85 years, 2003</i>						
Quarter 1	246	246	246	9,791	251.25	2,178.0
Quarter 2	311	311	311	9,595	324.13	2,159.9
Quarter 3	266	266	267	9,453	281.39	2,166.3
Quarter 4	250	250	251	9,296	268.93	2,126.9
<i>≥ 85 years, 2004</i>						
Quarter 1	377	377	379	9,187	410.36	2,006.7
Quarter 2	273	273	273	8,639	316.01	1,930.0
Quarter 3	288	288	289	8,546	337.00	1,920.4
Quarter 4	258	258	258	8,385	307.69	1,883.4
<i>≥ 85 years, 2005</i>						
Quarter 1	214	214	214	8,257	259.17	1,805.0
Quarter 2	234	234	236	8,085	289.42	1,806.3
Quarter 3	193	193	193	8,213	234.99	1,847.5
Quarter 4	180	180	180	8,192	219.73	1,865.1
<i>≥ 85 years, 2006</i>						
Quarter 1	0	0	0	0	NaN	0.0
Quarter 2	0	0	0	0	NaN	0.0
Quarter 3	0	0	0	0	NaN	0.0
Quarter 4	0	0	0	0	NaN	0.0
<i>≥ 85 years, 2007</i>						
Quarter 1	894	894	895	42,479	210.46	9,256.1
Quarter 2	1,035	1,035	1,041	47,265	218.98	10,227.5
Quarter 3	907	907	912	47,547	190.76	10,868.3
Quarter 4	887	887	892	48,368	183.39	11,097.6
<i>≥ 85 years, 2008</i>						
Quarter 1	2,042	2,042	2,051	103,230	197.81	22,484.3
Quarter 2	2,208	2,208	2,222	102,707	214.98	23,179.0
Quarter 3	1,919	1,919	1,929	102,759	186.75	23,525.9
Quarter 4	1,861	1,861	1,872	165,217	112.64	23,841.0

**Table 4. Summary of Loop Diuretic Users in the Sentinel Distributed Database (SDD) between January 1, 2000 and March 31, 2021, Cross-Stratified by Year-Quarter and Age (Years)**

	New Users	New Episodes	Adjusted Dispensings	Eligible Members <sup>1</sup>	New Users per 10,000 Eligible Members <sup>1</sup>	Eligible Member-Years <sup>1</sup>
<i>≥ 85 years, 2009</i>						
Quarter 1	3,103	3,103	3,120	160,017	193.92	35,744.9
Quarter 2	3,188	3,188	3,209	162,043	196.74	36,632.6
Quarter 3	2,788	2,788	2,797	163,403	170.62	37,481.2
Quarter 4	2,761	2,761	2,775	164,089	168.26	37,838.2
<i>≥ 85 years, 2010</i>						
Quarter 1	3,018	3,018	3,046	160,997	187.46	36,048.6
Quarter 2	3,106	3,106	3,121	161,707	192.08	36,644.2
Quarter 3	2,731	2,731	2,747	162,578	167.98	37,322.6
Quarter 4	2,467	2,467	2,478	162,849	151.49	37,488.2
<i>≥ 85 years, 2011</i>						
Quarter 1	29,552	29,552	29,684	1,230,040	240.25	276,041.3
Quarter 2	30,945	30,945	31,083	1,228,124	251.97	277,732.1
Quarter 3	26,488	26,488	26,629	1,229,910	215.37	281,438.5
Quarter 4	24,721	24,721	24,843	1,229,136	201.13	282,738.4
<i>≥ 85 years, 2012</i>						
Quarter 1	29,403	29,403	29,586	1,270,254	231.47	287,064.2
Quarter 2	29,504	29,504	29,664	1,266,251	233.00	285,926.1
Quarter 3	25,793	25,793	25,902	1,263,361	204.16	288,923.6
Quarter 4	24,866	24,866	25,014	1,330,538	186.89	289,366.1
<i>≥ 85 years, 2013</i>						
Quarter 1	28,237	28,237	28,409	1,295,810	217.91	290,117.9
Quarter 2	29,924	29,924	30,091	1,285,647	232.75	290,794.3
Quarter 3	25,435	25,435	25,599	1,280,616	198.62	293,601.8
Quarter 4	23,717	23,717	23,842	1,272,835	186.33	293,101.7
<i>≥ 85 years, 2014</i>						
Quarter 1	28,219	28,219	28,432	1,425,245	197.99	320,559.8
Quarter 2	31,190	31,190	31,374	1,424,830	218.90	322,151.1
Quarter 3	26,790	26,790	26,937	1,411,387	189.81	323,235.4
Quarter 4	25,251	25,251	25,414	1,400,220	180.34	321,949.7
<i>≥ 85 years, 2015</i>						
Quarter 1	28,564	28,564	28,775	1,412,663	202.20	316,901.5
Quarter 2	30,095	30,095	30,313	1,401,284	214.77	316,620.1
Quarter 3	26,042	26,042	26,179	1,394,894	186.70	318,879.7
Quarter 4	24,391	24,391	24,572	1,387,202	175.83	318,629.7
<i>≥ 85 years, 2016</i>						
Quarter 1	27,379	27,379	27,607	1,403,679	195.05	317,981.5
Quarter 2	28,313	28,313	28,502	1,401,949	201.95	315,759.8
Quarter 3	24,619	24,619	24,785	1,397,195	176.20	319,059.7
Quarter 4	23,645	23,645	23,819	1,436,369	164.62	319,044.8

**Table 4. Summary of Loop Diuretic Users in the Sentinel Distributed Database (SDD) between January 1, 2000 and March 31, 2021, Cross-Stratified by Year-Quarter and Age (Years)**

	New Users	New Episodes	Adjusted Dispensings	Eligible Members <sup>1</sup>	New Users per 10,000 Eligible Members <sup>1</sup>	Eligible Member-Years <sup>1</sup>
<i>≥ 85 years, 2017</i>						
Quarter 1	26,016	26,016	26,233	1,370,352	189.85	307,261.4
Quarter 2	26,995	26,995	27,199	1,356,699	198.98	307,118.4
Quarter 3	23,515	23,515	23,718	1,350,524	174.12	309,381.8
Quarter 4	22,077	22,077	22,257	1,346,272	163.99	308,934.8
<i>≥ 85 years, 2018</i>						
Quarter 1	25,132	25,132	25,370	1,344,325	186.95	301,255.6
Quarter 2	26,431	26,431	26,681	1,332,177	198.40	301,222.4
Quarter 3	22,492	22,492	22,703	1,322,237	170.11	302,889.9
Quarter 4	21,393	21,393	21,594	1,314,423	162.76	301,641.9
<i>≥ 85 years, 2019</i>						
Quarter 1	23,515	23,515	23,796	1,300,463	180.82	291,722.5
Quarter 2	25,502	25,502	25,778	1,291,883	197.40	291,486.1
Quarter 3	21,616	21,616	21,845	1,286,148	168.07	293,625.8
Quarter 4	20,324	20,324	20,546	1,278,122	159.01	293,291.7
<i>≥ 85 years, 2020</i>						
Quarter 1	21,794	21,794	22,033	1,289,753	168.98	291,001.8
Quarter 2	19,213	19,213	19,412	1,303,487	147.40	296,505.5
Quarter 3	19,780	19,780	19,998	1,336,611	147.99	302,854.4
Quarter 4	18,709	18,709	18,906	1,401,914	133.45	305,860.9
<i>≥ 85 years, 2021</i>						
Quarter 1	19,647	19,647	19,834	1,245,162	157.79	267,245.4
<b>Bumetanide</b>						
<i>18-44 years, 2000</i>						
Quarter 1	0	0	0	0	NaN	0.0
Quarter 2	0	0	0	0	NaN	0.0
Quarter 3	0	0	0	0	NaN	0.0
Quarter 4	0	0	0	371,959	0.00	1,018.4
<i>18-44 years, 2001</i>						
Quarter 1	*****	*****	*****	*****	0.46	92,478.8
Quarter 2	*****	*****	*****	*****	0.40	94,978.5
Quarter 3	16	16	16	405,440	0.39	97,893.8
Quarter 4	14	14	14	412,091	0.34	99,586.6
<i>18-44 years, 2002</i>						
Quarter 1	*****	*****	*****	*****	0.51	91,825.2
Quarter 2	*****	*****	*****	*****	0.60	91,728.7
Quarter 3	15	15	15	385,460	0.39	92,721.7
Quarter 4	23	23	23	380,217	0.60	84,903.8



**Table 4. Summary of Loop Diuretic Users in the Sentinel Distributed Database (SDD) between January 1, 2000 and March 31, 2021, Cross-Stratified by Year-Quarter and Age (Years)**

	New Users	New Episodes	Adjusted Dispensings	Eligible Members <sup>1</sup>	New Users per 10,000 Eligible Members <sup>1</sup>	Eligible Member-Years <sup>1</sup>
<i>18-44 years, 2003</i>						
Quarter 1	*****	*****	*****	*****	0.54	77,526.7
Quarter 2	*****	*****	*****	*****	0.58	76,047.6
Quarter 3	31	31	31	322,564	0.96	76,623.6
Quarter 4	21	21	21	319,451	0.66	76,194.2
<i>18-44 years, 2004</i>						
Quarter 1	13	13	13	324,628	0.40	75,391.4
Quarter 2	*****	*****	*****	*****	0.94	75,732.2
Quarter 3	20	20	20	330,123	0.61	76,302.1
Quarter 4	*****	*****	*****	*****	0.33	76,506.2
<i>18-44 years, 2005</i>						
Quarter 1	*****	*****	*****	*****	0.55	74,406.9
Quarter 2	*****	*****	*****	*****	0.46	76,388.6
Quarter 3	14	14	14	336,670	0.42	74,928.8
Quarter 4	12	12	12	308,532	0.39	72,372.5
<i>18-44 years, 2006</i>						
Quarter 1	*****	*****	*****	*****	0.39	64,795.3
Quarter 2	*****	*****	*****	*****	0.28	65,752.3
Quarter 3	*****	*****	*****	*****	0.32	66,514.6
Quarter 4	*****	*****	*****	*****	0.07	66,070.1
<i>18-44 years, 2007</i>						
Quarter 1	56	56	56	3,410,960	0.16	785,171.3
Quarter 2	65	65	65	3,430,090	0.19	797,952.3
Quarter 3	49	49	49	3,466,887	0.14	806,966.7
Quarter 4	49	49	49	3,532,530	0.14	834,237.7
<i>18-44 years, 2008</i>						
Quarter 1	60	60	60	4,078,868	0.15	929,587.5
Quarter 2	92	92	92	4,137,040	0.22	932,881.6
Quarter 3	65	65	65	4,151,846	0.16	942,236.3
Quarter 4	46	46	46	10,223,694	0.04	962,099.2
<i>18-44 years, 2009</i>						
Quarter 1	147	147	147	9,615,028	0.15	2,193,086.8
Quarter 2	192	192	192	9,562,605	0.20	2,216,399.1
Quarter 3	143	143	143	9,722,513	0.15	2,248,151.0
Quarter 4	122	122	122	9,488,186	0.13	2,245,433.5
<i>18-44 years, 2010</i>						
Quarter 1	153	153	153	9,249,299	0.17	2,129,012.1
Quarter 2	172	172	172	9,151,247	0.19	2,132,509.8
Quarter 3	149	149	149	9,185,067	0.16	2,134,817.9
Quarter 4	115	115	115	8,908,295	0.13	2,114,385.6

**Table 4. Summary of Loop Diuretic Users in the Sentinel Distributed Database (SDD) between January 1, 2000 and March 31, 2021, Cross-Stratified by Year-Quarter and Age (Years)**

	New Users	New Episodes	Adjusted Dispensings	Eligible Members <sup>1</sup>	New Users per 10,000 Eligible Members <sup>1</sup>	Eligible Member-Years <sup>1</sup>
<i>18-44 years, 2011</i>						
Quarter 1	235	235	235	9,602,953	0.24	2,220,504.7
Quarter 2	291	291	291	9,608,491	0.30	2,244,370.1
Quarter 3	229	229	229	9,747,047	0.23	2,272,190.8
Quarter 4	177	177	177	9,617,170	0.18	2,286,289.4
<i>18-44 years, 2012</i>						
Quarter 1	236	236	236	9,615,415	0.25	2,205,186.0
Quarter 2	238	238	238	9,733,022	0.24	2,209,507.4
Quarter 3	229	229	229	9,924,713	0.23	2,242,637.6
Quarter 4	152	152	152	10,227,878	0.15	2,257,756.4
<i>18-44 years, 2013</i>						
Quarter 1	221	221	221	9,455,939	0.23	2,190,765.7
Quarter 2	239	239	239	9,443,078	0.25	2,210,929.1
Quarter 3	250	250	250	9,598,919	0.26	2,243,421.7
Quarter 4	173	173	173	9,371,149	0.18	2,230,482.7
<i>18-44 years, 2014</i>						
Quarter 1	175	175	175	10,228,355	0.17	2,378,742.2
Quarter 2	193	193	193	10,212,071	0.19	2,392,763.6
Quarter 3	209	209	209	10,398,180	0.20	2,434,754.7
Quarter 4	150	150	150	10,288,441	0.15	2,437,956.9
<i>18-44 years, 2015</i>						
Quarter 1	214	214	214	10,691,335	0.20	2,487,807.6
Quarter 2	269	269	269	10,812,229	0.25	2,537,667.1
Quarter 3	220	220	220	10,950,775	0.20	2,572,351.4
Quarter 4	185	185	185	10,842,707	0.17	2,571,181.5
<i>18-44 years, 2016</i>						
Quarter 1	192	192	192	11,068,833	0.17	2,554,765.0
Quarter 2	222	222	222	11,195,673	0.20	2,563,696.9
Quarter 3	226	226	226	11,366,751	0.20	2,592,220.5
Quarter 4	165	165	165	12,551,609	0.13	2,606,235.1
<i>18-44 years, 2017</i>						
Quarter 1	198	198	198	11,039,988	0.18	2,563,713.1
Quarter 2	245	245	245	11,056,354	0.22	2,591,017.9
Quarter 3	208	208	208	11,161,901	0.19	2,620,791.0
Quarter 4	200	200	200	11,156,257	0.18	2,645,534.6
<i>18-44 years, 2018</i>						
Quarter 1	209	209	209	11,020,252	0.19	2,566,846.9
Quarter 2	190	190	190	10,995,249	0.17	2,579,545.3
Quarter 3	217	217	217	11,057,931	0.20	2,592,203.3
Quarter 4	214	214	214	10,924,626	0.20	2,594,282.1

**Table 4. Summary of Loop Diuretic Users in the Sentinel Distributed Database (SDD) between January 1, 2000 and March 31, 2021, Cross-Stratified by Year-Quarter and Age (Years)**

	New Users	New Episodes	Adjusted Dispensings	Eligible Members <sup>1</sup>	New Users per 10,000 Eligible Members <sup>1</sup>	Eligible Member-Years <sup>1</sup>
<i>18-44 years, 2019</i>						
Quarter 1	202	202	202	10,704,653	0.19	2,496,896.3
Quarter 2	227	227	227	10,737,615	0.21	2,518,807.6
Quarter 3	217	217	217	10,874,724	0.20	2,546,703.8
Quarter 4	179	179	179	10,717,132	0.17	2,550,085.8
<i>18-44 years, 2020</i>						
Quarter 1	194	194	194	10,331,094	0.19	2,396,019.2
Quarter 2	180	180	180	10,398,703	0.17	2,398,843.4
Quarter 3	208	208	208	10,624,505	0.20	2,426,116.6
Quarter 4	161	161	161	11,397,821	0.14	2,424,307.5
<i>18-44 years, 2021</i>						
Quarter 1	160	160	160	5,076,876	0.32	1,172,250.5
<i>45-64 years, 2000</i>						
Quarter 1	0	0	0	0	NaN	0.0
Quarter 2	0	0	0	0	NaN	0.0
Quarter 3	0	0	0	0	NaN	0.0
Quarter 4	0	0	0	160,601	0.00	439.7
<i>45-64 years, 2001</i>						
Quarter 1	26	26	26	171,268	1.52	40,043.0
Quarter 2	50	50	50	173,186	2.89	40,917.8
Quarter 3	35	35	35	175,750	1.99	41,902.1
Quarter 4	31	31	31	177,694	1.74	42,534.0
<i>45-64 years, 2002</i>						
Quarter 1	46	46	46	175,488	2.62	40,997.2
Quarter 2	68	68	68	179,861	3.78	41,697.7
Quarter 3	48	48	48	179,569	2.67	42,666.6
Quarter 4	57	57	57	179,677	3.17	41,318.0
<i>45-64 years, 2003</i>						
Quarter 1	39	39	39	168,924	2.31	39,321.0
Quarter 2	74	74	74	169,853	4.36	39,525.3
Quarter 3	46	46	46	168,290	2.73	40,058.4
Quarter 4	32	32	32	166,726	1.92	39,841.3
<i>45-64 years, 2004</i>						
Quarter 1	54	54	54	167,628	3.22	39,272.7
Quarter 2	52	52	52	167,342	3.11	39,105.3
Quarter 3	53	53	53	167,682	3.16	39,449.6
Quarter 4	48	48	48	167,556	2.86	39,538.0

**Table 4. Summary of Loop Diuretic Users in the Sentinel Distributed Database (SDD) between January 1, 2000 and March 31, 2021, Cross-Stratified by Year-Quarter and Age (Years)**

	New Users	New Episodes	Adjusted Dispensings	Eligible Members <sup>1</sup>	New Users per 10,000 Eligible Members <sup>1</sup>	Eligible Member-Years <sup>1</sup>
<i>45-64 years, 2005</i>						
Quarter 1	35	35	35	168,563	2.08	38,835.7
Quarter 2	38	38	38	168,611	2.25	39,516.6
Quarter 3	26	26	26	169,987	1.53	35,254.0
Quarter 4	20	20	20	128,607	1.56	29,694.7
<i>45-64 years, 2006</i>						
Quarter 1	*****	*****	*****	*****	1.06	20,635.8
Quarter 2	*****	*****	*****	*****	1.83	20,160.1
Quarter 3	*****	*****	*****	*****	2.43	20,270.8
Quarter 4	*****	*****	*****	*****	1.29	19,642.1
<i>45-64 years, 2007</i>						
Quarter 1	142	142	142	2,473,438	0.57	574,332.8
Quarter 2	179	179	179	2,498,547	0.72	586,130.3
Quarter 3	143	143	143	2,503,704	0.57	593,077.3
Quarter 4	117	117	117	2,604,525	0.45	619,657.4
<i>45-64 years, 2008</i>						
Quarter 1	177	177	177	3,104,953	0.57	716,849.2
Quarter 2	263	263	263	3,163,727	0.83	724,446.2
Quarter 3	220	220	220	3,155,100	0.70	735,167.7
Quarter 4	167	167	167	7,391,316	0.23	751,574.6
<i>45-64 years, 2009</i>						
Quarter 1	406	406	406	7,027,200	0.58	1,615,087.1
Quarter 2	472	472	472	7,004,756	0.67	1,633,242.0
Quarter 3	452	452	452	7,042,039	0.64	1,656,877.4
Quarter 4	364	364	364	7,003,180	0.52	1,662,090.0
<i>45-64 years, 2010</i>						
Quarter 1	404	404	404	6,846,374	0.59	1,580,014.0
Quarter 2	512	512	512	6,813,911	0.75	1,593,060.6
Quarter 3	451	451	451	6,784,014	0.66	1,601,145.8
Quarter 4	379	379	379	6,711,824	0.56	1,595,237.6
<i>45-64 years, 2011</i>						
Quarter 1	930	930	930	8,493,039	1.10	1,968,807.7
Quarter 2	1,057	1,057	1,057	8,517,247	1.24	1,995,271.2
Quarter 3	967	967	967	8,550,334	1.13	2,021,158.0
Quarter 4	800	800	800	8,537,003	0.94	2,028,745.1
<i>45-64 years, 2012</i>						
Quarter 1	947	947	947	8,469,925	1.12	1,956,170.3
Quarter 2	1,049	1,049	1,049	8,539,832	1.23	1,959,000.4
Quarter 3	919	919	919	8,521,506	1.08	1,984,536.0
Quarter 4	784	784	784	8,922,396	0.88	1,994,806.9

**Table 4. Summary of Loop Diuretic Users in the Sentinel Distributed Database (SDD) between January 1, 2000 and March 31, 2021, Cross-Stratified by Year-Quarter and Age (Years)**

	New Users	New Episodes	Adjusted Dispensings	Eligible Members <sup>1</sup>	New Users per 10,000 Eligible Members <sup>1</sup>	Eligible Member-Years <sup>1</sup>
<i>45-64 years, 2013</i>						
Quarter 1	869	869	869	8,417,125	1.03	1,953,331.7
Quarter 2	1,045	1,045	1,045	8,428,769	1.24	1,975,910.3
Quarter 3	950	950	950	8,470,990	1.12	2,007,764.6
Quarter 4	882	882	882	8,445,197	1.04	2,007,949.8
<i>45-64 years, 2014</i>						
Quarter 1	832	832	832	9,138,298	0.91	2,123,972.5
Quarter 2	841	841	841	9,082,105	0.93	2,128,865.8
Quarter 3	871	871	871	9,115,982	0.96	2,157,885.6
Quarter 4	789	789	789	9,083,412	0.87	2,150,723.7
<i>45-64 years, 2015</i>						
Quarter 1	889	889	889	9,428,874	0.94	2,190,844.0
Quarter 2	1,114	1,114	1,114	9,529,932	1.17	2,235,736.1
Quarter 3	990	990	990	9,544,054	1.04	2,264,605.3
Quarter 4	860	860	860	9,566,146	0.90	2,265,609.0
<i>45-64 years, 2016</i>						
Quarter 1	971	971	971	9,806,137	0.99	2,269,697.1
Quarter 2	1,112	1,112	1,112	9,835,150	1.13	2,270,345.4
Quarter 3	1,001	1,001	1,001	9,818,446	1.02	2,293,026.6
Quarter 4	890	890	890	10,895,325	0.82	2,302,617.9
<i>45-64 years, 2017</i>						
Quarter 1	996	996	996	9,686,783	1.03	2,247,693.9
Quarter 2	1,150	1,150	1,150	9,664,792	1.19	2,266,561.4
Quarter 3	1,031	1,031	1,031	9,637,264	1.07	2,285,615.3
Quarter 4	969	969	969	9,683,532	1.00	2,290,760.4
<i>45-64 years, 2018</i>						
Quarter 1	893	893	893	9,492,423	0.94	2,207,742.5
Quarter 2	1,028	1,028	1,028	9,447,211	1.09	2,214,225.1
Quarter 3	1,000	1,000	1,000	9,376,660	1.07	2,220,192.1
Quarter 4	899	899	899	9,341,399	0.96	2,213,243.1
<i>45-64 years, 2019</i>						
Quarter 1	1,042	1,042	1,042	9,129,050	1.14	2,122,874.2
Quarter 2	1,108	1,108	1,108	9,089,722	1.22	2,127,154.7
Quarter 3	1,061	1,061	1,061	9,042,146	1.17	2,136,846.6
Quarter 4	902	902	902	8,972,439	1.01	2,128,732.6
<i>45-64 years, 2020</i>						
Quarter 1	905	905	905	8,812,659	1.03	2,045,360.6
Quarter 2	968	968	968	8,818,283	1.10	2,047,556.2
Quarter 3	933	933	933	8,867,569	1.05	2,063,816.3
Quarter 4	851	851	851	9,526,936	0.89	2,056,272.9

**Table 4. Summary of Loop Diuretic Users in the Sentinel Distributed Database (SDD) between January 1, 2000 and March 31, 2021, Cross-Stratified by Year-Quarter and Age (Years)**

	New Users	New Episodes	Adjusted Dispensings	Eligible Members <sup>1</sup>	New Users per 10,000 Eligible Members <sup>1</sup>	Eligible Member-Years <sup>1</sup>
<i>45-64 years, 2021</i>						
Quarter 1	753	753	753	5,169,513	1.46	1,165,872.3
<i>65-74 years, 2000</i>						
Quarter 1	0	0	0	0	NaN	0.0
Quarter 2	0	0	0	0	NaN	0.0
Quarter 3	0	0	0	0	NaN	0.0
Quarter 4	0	0	0	41,801	0.00	114.4
<i>65-74 years, 2001</i>						
Quarter 1	16	16	16	45,763	3.50	10,443.1
Quarter 2	26	26	26	46,119	5.64	10,646.7
Quarter 3	15	15	15	46,414	3.23	10,860.9
Quarter 4	13	13	13	46,539	2.79	10,971.0
<i>65-74 years, 2002</i>						
Quarter 1	25	25	25	46,585	5.37	10,666.0
Quarter 2	22	22	22	47,253	4.66	10,866.8
Quarter 3	21	21	21	47,921	4.38	11,148.9
Quarter 4	14	14	14	47,422	2.95	11,013.8
<i>65-74 years, 2003</i>						
Quarter 1	12	12	12	46,759	2.57	10,664.1
Quarter 2	20	20	20	45,628	4.38	10,297.8
Quarter 3	13	13	13	45,027	2.89	10,442.9
Quarter 4	23	23	23	44,701	5.15	10,408.7
<i>65-74 years, 2004</i>						
Quarter 1	22	22	22	44,757	4.92	10,219.7
Quarter 2	35	35	35	44,629	7.84	10,145.4
Quarter 3	28	28	28	44,291	6.32	10,111.4
Quarter 4	11	11	11	43,475	2.53	10,005.3
<i>65-74 years, 2005</i>						
Quarter 1	15	15	15	43,059	3.48	9,639.2
Quarter 2	23	23	23	42,403	5.42	9,632.9
Quarter 3	*****	*****	*****	*****	2.35	8,878.2
Quarter 4	14	14	14	34,818	4.02	7,981.4
<i>65-74 years, 2006</i>						
Quarter 1	0	0	0	0	NaN	0.0
Quarter 2	0	0	0	0	NaN	0.0
Quarter 3	0	0	0	0	NaN	0.0
Quarter 4	0	0	0	0	NaN	0.0

**Table 4. Summary of Loop Diuretic Users in the Sentinel Distributed Database (SDD) between January 1, 2000 and March 31, 2021, Cross-Stratified by Year-Quarter and Age (Years)**

	New Users	New Episodes	Adjusted Dispensings	Eligible Members <sup>1</sup>	New Users per 10,000 Eligible Members <sup>1</sup>	Eligible Member-Years <sup>1</sup>
<i>65-74 years, 2007</i>						
Quarter 1	39	39	39	284,555	1.37	62,901.7
Quarter 2	59	59	59	312,817	1.89	69,172.7
Quarter 3	35	35	35	317,494	1.10	73,250.0
Quarter 4	45	45	45	326,211	1.38	75,452.1
<i>65-74 years, 2008</i>						
Quarter 1	129	129	129	699,973	1.84	155,515.9
Quarter 2	135	135	135	704,702	1.92	160,207.8
Quarter 3	112	112	112	706,744	1.58	163,468.4
Quarter 4	113	113	113	1,148,674	0.98	165,778.5
<i>65-74 years, 2009</i>						
Quarter 1	184	184	184	1,073,224	1.71	241,715.6
Quarter 2	225	225	225	1,082,316	2.08	248,092.0
Quarter 3	198	198	198	1,091,250	1.81	253,075.0
Quarter 4	161	161	161	1,088,860	1.48	253,939.0
<i>65-74 years, 2010</i>						
Quarter 1	168	168	168	1,063,765	1.58	240,516.8
Quarter 2	207	207	207	1,060,481	1.95	244,243.3
Quarter 3	196	196	196	1,061,519	1.85	246,620.9
Quarter 4	170	170	170	1,054,446	1.61	246,386.3
<i>65-74 years, 2011</i>						
Quarter 1	1,166	1,166	1,166	4,758,606	2.45	1,089,693.6
Quarter 2	1,308	1,308	1,308	4,793,879	2.73	1,107,218.5
Quarter 3	1,148	1,148	1,148	4,833,478	2.38	1,126,601.7
Quarter 4	1,043	1,043	1,043	4,837,073	2.16	1,132,222.0
<i>65-74 years, 2012</i>						
Quarter 1	1,196	1,196	1,196	5,091,202	2.35	1,163,680.8
Quarter 2	1,343	1,343	1,343	5,145,044	2.61	1,168,317.4
Quarter 3	1,148	1,148	1,148	5,194,873	2.21	1,192,862.4
Quarter 4	1,026	1,026	1,026	5,686,276	1.80	1,207,233.7
<i>65-74 years, 2013</i>						
Quarter 1	1,315	1,315	1,315	5,418,888	2.43	1,235,586.1
Quarter 2	1,534	1,534	1,534	5,466,915	2.81	1,257,805.1
Quarter 3	1,364	1,364	1,364	5,523,307	2.47	1,284,941.3
Quarter 4	1,171	1,171	1,171	5,526,553	2.12	1,292,678.8
<i>65-74 years, 2014</i>						
Quarter 1	1,266	1,266	1,266	6,299,257	2.01	1,441,315.9
Quarter 2	1,189	1,189	1,189	6,363,541	1.87	1,464,412.7
Quarter 3	1,202	1,202	1,202	6,402,406	1.88	1,489,808.4
Quarter 4	1,113	1,113	1,113	6,401,464	1.74	1,496,834.7

**Table 4. Summary of Loop Diuretic Users in the Sentinel Distributed Database (SDD) between January 1, 2000 and March 31, 2021, Cross-Stratified by Year-Quarter and Age (Years)**

	New Users	New Episodes	Adjusted Dispensings	Eligible Members <sup>1</sup>	New Users per 10,000 Eligible Members <sup>1</sup>	Eligible Member-Years <sup>1</sup>
<i>65-74 years, 2015</i>						
Quarter 1	1,307	1,307	1,307	6,670,408	1.96	1,526,458.6
Quarter 2	1,549	1,549	1,549	6,729,694	2.30	1,549,878.0
Quarter 3	1,382	1,382	1,382	6,806,769	2.03	1,582,010.3
Quarter 4	1,266	1,266	1,266	6,828,575	1.85	1,594,980.0
<i>65-74 years, 2016</i>						
Quarter 1	1,359	1,359	1,359	7,185,619	1.89	1,640,948.5
Quarter 2	1,669	1,669	1,669	7,278,340	2.29	1,649,178.8
Quarter 3	1,381	1,381	1,381	7,342,077	1.88	1,685,682.2
Quarter 4	1,418	1,418	1,418	7,820,358	1.81	1,702,908.2
<i>65-74 years, 2017</i>						
Quarter 1	1,528	1,528	1,528	7,401,878	2.06	1,689,862.4
Quarter 2	1,779	1,779	1,779	7,433,679	2.39	1,712,573.8
Quarter 3	1,631	1,631	1,631	7,503,310	2.17	1,746,032.7
Quarter 4	1,365	1,365	1,365	7,515,616	1.82	1,752,607.3
<i>65-74 years, 2018</i>						
Quarter 1	1,403	1,403	1,403	7,642,428	1.84	1,745,056.7
Quarter 2	1,603	1,603	1,603	7,667,555	2.09	1,764,716.2
Quarter 3	1,523	1,523	1,523	7,725,660	1.97	1,796,531.0
Quarter 4	1,357	1,357	1,357	7,735,460	1.75	1,806,121.4
<i>65-74 years, 2019</i>						
Quarter 1	1,547	1,547	1,547	7,784,789	1.99	1,778,974.6
Quarter 2	1,783	1,783	1,783	7,817,347	2.28	1,799,018.0
Quarter 3	1,724	1,724	1,724	7,892,410	2.18	1,834,378.9
Quarter 4	1,492	1,492	1,492	7,889,369	1.89	1,845,068.9
<i>65-74 years, 2020</i>						
Quarter 1	1,597	1,597	1,597	8,145,442	1.96	1,857,962.0
Quarter 2	1,597	1,597	1,597	8,300,103	1.92	1,906,110.9
Quarter 3	1,620	1,620	1,620	8,552,892	1.89	1,959,534.2
Quarter 4	1,516	1,516	1,516	9,235,596	1.64	1,983,429.1
<i>65-74 years, 2021</i>						
Quarter 1	1,555	1,555	1,555	7,790,128	2.00	1,702,444.1
<i>75-84 years, 2000</i>						
Quarter 1	0	0	0	0	NaN	0.0
Quarter 2	0	0	0	0	NaN	0.0
Quarter 3	0	0	0	0	NaN	0.0
Quarter 4	0	0	0	18,727	0.00	51.3



**Table 4. Summary of Loop Diuretic Users in the Sentinel Distributed Database (SDD) between January 1, 2000 and March 31, 2021, Cross-Stratified by Year-Quarter and Age (Years)**

	New Users	New Episodes	Adjusted Dispensings	Eligible Members <sup>1</sup>	New Users per 10,000 Eligible Members <sup>1</sup>	Eligible Member-Years <sup>1</sup>
<i>75-84 years, 2001</i>						
Quarter 1	11	11	11	21,066	5.22	4,728.9
Quarter 2	12	12	12	20,930	5.73	4,778.7
Quarter 3	*****	*****	*****	*****	3.81	4,842.3
Quarter 4	*****	*****	*****	*****	4.78	4,858.2
<i>75-84 years, 2002</i>						
Quarter 1	11	11	11	21,013	5.23	4,724.5
Quarter 2	15	15	15	21,106	7.11	4,786.9
Quarter 3	*****	*****	*****	*****	4.70	4,870.0
Quarter 4	*****	*****	*****	*****	3.31	4,882.3
<i>75-84 years, 2003</i>						
Quarter 1	20	20	20	21,120	9.47	4,751.0
Quarter 2	11	11	11	20,888	5.27	4,713.4
Quarter 3	12	12	12	20,699	5.80	4,743.9
Quarter 4	*****	*****	*****	*****	3.89	4,761.3
<i>75-84 years, 2004</i>						
Quarter 1	18	18	18	20,659	8.71	4,623.4
Quarter 2	13	13	13	20,229	6.43	4,536.7
Quarter 3	*****	*****	*****	*****	3.97	4,568.1
Quarter 4	*****	*****	*****	*****	3.49	4,578.4
<i>75-84 years, 2005</i>						
Quarter 1	13	13	13	20,265	6.42	4,490.9
Quarter 2	12	12	12	20,154	5.95	4,551.2
Quarter 3	*****	*****	*****	*****	4.87	4,504.8
Quarter 4	*****	*****	*****	*****	5.20	4,428.5
<i>75-84 years, 2006</i>						
Quarter 1	0	0	0	0	NaN	0.0
Quarter 2	0	0	0	0	NaN	0.0
Quarter 3	0	0	0	0	NaN	0.0
Quarter 4	0	0	0	0	NaN	0.0
<i>75-84 years, 2007</i>						
Quarter 1	39	39	39	131,911	2.96	29,020.8
Quarter 2	42	42	42	147,309	2.85	32,227.2
Quarter 3	32	32	32	148,362	2.16	34,247.3
Quarter 4	26	26	26	150,684	1.73	34,832.3
<i>75-84 years, 2008</i>						
Quarter 1	101	101	101	345,068	2.93	76,899.3
Quarter 2	100	100	100	343,574	2.91	78,357.3
Quarter 3	92	92	92	342,960	2.68	79,296.8
Quarter 4	95	95	95	529,732	1.79	79,904.0

**Table 4. Summary of Loop Diuretic Users in the Sentinel Distributed Database (SDD) between January 1, 2000 and March 31, 2021, Cross-Stratified by Year-Quarter and Age (Years)**

	New Users	New Episodes	Adjusted Dispensings	Eligible Members <sup>1</sup>	New Users per 10,000 Eligible Members <sup>1</sup>	Eligible Member-Years <sup>1</sup>
<i>75-84 years, 2009</i>						
Quarter 1	143	143	143	503,147	2.84	113,265.9
Quarter 2	143	143	143	508,197	2.81	115,830.8
Quarter 3	156	156	156	509,692	3.06	117,723.3
Quarter 4	136	136	136	508,819	2.67	117,881.7
<i>75-84 years, 2010</i>						
Quarter 1	133	133	133	498,682	2.67	112,250.4
Quarter 2	204	204	204	498,216	4.09	113,784.1
Quarter 3	155	155	155	499,537	3.10	115,321.8
Quarter 4	124	124	124	498,798	2.49	115,582.4
<i>75-84 years, 2011</i>						
Quarter 1	1,256	1,256	1,256	2,876,441	4.37	650,807.1
Quarter 2	1,277	1,277	1,277	2,887,055	4.42	657,887.7
Quarter 3	1,090	1,090	1,090	2,887,283	3.78	665,069.4
Quarter 4	1,006	1,006	1,006	2,876,434	3.50	665,408.6
<i>75-84 years, 2012</i>						
Quarter 1	1,133	1,133	1,133	2,972,724	3.81	677,124.3
Quarter 2	1,191	1,191	1,191	2,982,888	3.99	676,423.7
Quarter 3	1,046	1,046	1,046	2,988,220	3.50	685,379.5
Quarter 4	1,000	1,000	1,000	3,184,626	3.14	687,820.3
<i>75-84 years, 2013</i>						
Quarter 1	1,213	1,213	1,213	3,079,603	3.94	694,422.4
Quarter 2	1,298	1,298	1,298	3,089,512	4.20	701,408.7
Quarter 3	1,122	1,122	1,122	3,094,058	3.63	710,959.2
Quarter 4	998	998	998	3,085,929	3.23	712,310.3
<i>75-84 years, 2014</i>						
Quarter 1	1,121	1,121	1,121	3,467,179	3.23	783,861.2
Quarter 2	979	979	979	3,494,357	2.80	792,671.8
Quarter 3	1,069	1,069	1,069	3,482,433	3.07	799,268.9
Quarter 4	953	953	953	3,470,759	2.75	800,342.6
<i>75-84 years, 2015</i>						
Quarter 1	1,106	1,106	1,106	3,543,532	3.12	800,026.2
Quarter 2	1,323	1,323	1,323	3,559,433	3.72	807,352.0
Quarter 3	1,082	1,082	1,082	3,570,949	3.03	818,164.3
Quarter 4	1,065	1,065	1,065	3,570,415	2.98	821,915.3
<i>75-84 years, 2016</i>						
Quarter 1	1,216	1,216	1,216	3,648,137	3.33	829,452.7
Quarter 2	1,328	1,328	1,328	3,687,850	3.60	832,239.5
Quarter 3	1,112	1,112	1,112	3,714,890	2.99	849,238.2
Quarter 4	1,235	1,235	1,235	3,875,229	3.19	856,423.8

**Table 4. Summary of Loop Diuretic Users in the Sentinel Distributed Database (SDD) between January 1, 2000 and March 31, 2021, Cross-Stratified by Year-Quarter and Age (Years)**

	New Users	New Episodes	Adjusted Dispensings	Eligible Members <sup>1</sup>	New Users per 10,000 Eligible Members <sup>1</sup>	Eligible Member-Years <sup>1</sup>
<i>75-84 years, 2017</i>						
Quarter 1	1,241	1,241	1,241	3,729,527	3.33	839,469.7
Quarter 2	1,410	1,410	1,410	3,748,462	3.76	850,611.0
Quarter 3	1,262	1,262	1,262	3,778,630	3.34	865,740.9
Quarter 4	1,134	1,134	1,134	3,815,752	2.97	874,961.7
<i>75-84 years, 2018</i>						
Quarter 1	1,157	1,157	1,157	3,859,842	3.00	868,157.1
Quarter 2	1,314	1,314	1,314	3,895,300	3.37	882,198.0
Quarter 3	1,300	1,300	1,300	3,920,144	3.32	898,137.9
Quarter 4	1,207	1,207	1,207	3,935,919	3.07	905,335.5
<i>75-84 years, 2019</i>						
Quarter 1	1,291	1,291	1,291	3,928,302	3.29	884,959.1
Quarter 2	1,497	1,497	1,497	3,948,888	3.79	894,222.9
Quarter 3	1,372	1,372	1,372	3,965,848	3.46	908,363.5
Quarter 4	1,318	1,318	1,318	3,962,744	3.33	912,432.3
<i>75-84 years, 2020</i>						
Quarter 1	1,432	1,432	1,432	4,020,088	3.56	911,772.3
Quarter 2	1,304	1,304	1,304	4,099,024	3.18	938,668.0
Quarter 3	1,340	1,340	1,340	4,231,298	3.17	962,747.4
Quarter 4	1,291	1,291	1,291	4,484,579	2.88	974,637.9
<i>75-84 years, 2021</i>						
Quarter 1	1,276	1,276	1,276	3,944,902	3.23	845,348.2
<i>≥ 85 years, 2000</i>						
Quarter 1	0	0	0	0	NaN	0.0
Quarter 2	0	0	0	0	NaN	0.0
Quarter 3	0	0	0	0	NaN	0.0
Quarter 4	0	0	0	9,304	0.00	25.5
<i>≥ 85 years, 2001</i>						
Quarter 1	*****	*****	*****	*****	2.77	2,412.7
Quarter 2	*****	*****	*****	*****	2.82	2,414.3
Quarter 3	*****	*****	*****	*****	6.61	2,427.2
Quarter 4	*****	*****	*****	*****	1.90	2,413.2
<i>≥ 85 years, 2002</i>						
Quarter 1	*****	*****	*****	*****	3.83	2,319.8
Quarter 2	*****	*****	*****	*****	6.80	2,311.0
Quarter 3	*****	*****	*****	*****	4.88	2,333.5
Quarter 4	*****	*****	*****	*****	4.94	2,312.4

**Table 4. Summary of Loop Diuretic Users in the Sentinel Distributed Database (SDD) between January 1, 2000 and March 31, 2021, Cross-Stratified by Year-Quarter and Age (Years)**

	New Users	New Episodes	Adjusted Dispensings	Eligible Members <sup>1</sup>	New Users per 10,000 Eligible Members <sup>1</sup>	Eligible Member-Years <sup>1</sup>
<i>≥ 85 years, 2003</i>						
Quarter 1	*****	*****	*****	*****	5.98	2,224.7
Quarter 2	*****	*****	*****	*****	5.06	2,215.7
Quarter 3	0	0	0	9,791	0.00	2,234.3
Quarter 4	*****	*****	*****	*****	8.28	2,205.0
<i>≥ 85 years, 2004</i>						
Quarter 1	11	11	11	9,609	11.45	2,093.4
Quarter 2	*****	*****	*****	*****	5.50	2,025.6
Quarter 3	*****	*****	*****	*****	5.51	2,029.6
Quarter 4	*****	*****	*****	*****	3.35	2,003.9
<i>≥ 85 years, 2005</i>						
Quarter 1	*****	*****	*****	*****	6.79	1,926.2
Quarter 2	*****	*****	*****	*****	4.60	1,934.5
Quarter 3	*****	*****	*****	*****	1.13	1,986.4
Quarter 4	*****	*****	*****	*****	7.88	2,015.4
<i>≥ 85 years, 2006</i>						
Quarter 1	0	0	0	0	NaN	0.0
Quarter 2	0	0	0	0	NaN	0.0
Quarter 3	0	0	0	0	NaN	0.0
Quarter 4	0	0	0	0	NaN	0.0
<i>≥ 85 years, 2007</i>						
Quarter 1	19	19	19	42,479	4.47	9,256.1
Quarter 2	33	33	33	47,265	6.98	10,227.5
Quarter 3	16	16	16	47,547	3.37	10,868.3
Quarter 4	18	18	18	48,368	3.72	11,097.6
<i>≥ 85 years, 2008</i>						
Quarter 1	49	49	49	103,299	4.74	22,489.3
Quarter 2	41	41	41	102,954	3.98	23,214.5
Quarter 3	56	56	56	103,255	5.42	23,611.1
Quarter 4	52	52	52	165,899	3.13	23,974.7
<i>≥ 85 years, 2009</i>						
Quarter 1	55	55	55	160,950	3.42	35,915.6
Quarter 2	72	72	72	163,388	4.41	36,884.0
Quarter 3	73	73	73	165,275	4.42	37,848.9
Quarter 4	83	83	83	166,365	4.99	38,305.7
<i>≥ 85 years, 2010</i>						
Quarter 1	73	73	73	163,711	4.46	36,583.5
Quarter 2	92	92	92	165,102	5.57	37,316.0
Quarter 3	85	85	85	166,762	5.10	38,164.0
Quarter 4	68	68	68	167,616	4.06	38,495.9

**Table 4. Summary of Loop Diuretic Users in the Sentinel Distributed Database (SDD) between January 1, 2000 and March 31, 2021, Cross-Stratified by Year-Quarter and Age (Years)**

	New Users	New Episodes	Adjusted Dispensings	Eligible Members <sup>1</sup>	New Users per 10,000 Eligible Members <sup>1</sup>	Eligible Member-Years <sup>1</sup>
<i>≥ 85 years, 2011</i>						
Quarter 1	777	777	777	1,235,189	6.29	277,097.3
Quarter 2	801	801	801	1,233,976	6.49	278,943.9
Quarter 3	686	686	686	1,236,546	5.55	282,837.3
Quarter 4	624	624	624	1,236,355	5.05	284,291.3
<i>≥ 85 years, 2012</i>						
Quarter 1	775	775	775	1,280,410	6.05	288,874.8
Quarter 2	743	743	743	1,282,386	5.79	288,828.8
Quarter 3	666	666	666	1,286,295	5.18	293,324.9
Quarter 4	623	623	623	1,359,398	4.58	295,204.9
<i>≥ 85 years, 2013</i>						
Quarter 1	822	822	822	1,329,831	6.18	296,880.6
Quarter 2	882	882	882	1,325,806	6.65	298,898.9
Quarter 3	715	715	715	1,327,274	5.39	303,249.8
Quarter 4	661	661	661	1,325,051	4.99	304,166.4
<i>≥ 85 years, 2014</i>						
Quarter 1	777	777	777	1,482,039	5.24	332,359.2
Quarter 2	552	552	552	1,487,921	3.71	335,284.3
Quarter 3	610	610	610	1,480,117	4.12	337,874.1
Quarter 4	577	577	577	1,473,776	3.92	337,871.5
<i>≥ 85 years, 2015</i>						
Quarter 1	747	747	747	1,489,803	5.01	333,139.8
Quarter 2	765	765	765	1,483,455	5.16	333,926.9
Quarter 3	706	706	706	1,482,503	4.76	337,667.9
Quarter 4	685	685	685	1,479,390	4.63	338,755.2
<i>≥ 85 years, 2016</i>						
Quarter 1	800	800	800	1,500,047	5.33	338,667.0
Quarter 2	851	851	851	1,503,408	5.66	337,407.6
Quarter 3	735	735	735	1,504,385	4.89	342,300.7
Quarter 4	702	702	702	1,548,442	4.53	343,594.3
<i>≥ 85 years, 2017</i>						
Quarter 1	794	794	794	1,484,000	5.35	331,543.9
Quarter 2	856	856	856	1,473,871	5.81	332,373.3
Quarter 3	753	753	753	1,472,009	5.12	335,985.3
Quarter 4	694	694	694	1,471,731	4.72	336,612.6
<i>≥ 85 years, 2018</i>						
Quarter 1	776	776	776	1,471,154	5.27	328,465.6
Quarter 2	829	829	829	1,461,563	5.67	329,210.6
Quarter 3	765	765	765	1,455,108	5.26	332,034.1
Quarter 4	670	670	670	1,450,082	4.62	331,644.2

**Table 4. Summary of Loop Diuretic Users in the Sentinel Distributed Database (SDD) between January 1, 2000 and March 31, 2021, Cross-Stratified by Year-Quarter and Age (Years)**

	New Users	New Episodes	Adjusted Dispensings	Eligible Members <sup>1</sup>	New Users per 10,000 Eligible Members <sup>1</sup>	Eligible Member-Years <sup>1</sup>
<i>≥ 85 years, 2019</i>						
Quarter 1	802	802	802	1,436,281	5.58	321,003.7
Quarter 2	858	858	858	1,430,259	6.00	321,403.0
Quarter 3	805	805	805	1,427,813	5.64	324,687.8
Quarter 4	779	779	779	1,422,193	5.48	325,215.4
<i>≥ 85 years, 2020</i>						
Quarter 1	852	852	852	1,433,730	5.94	322,375.4
Quarter 2	743	743	743	1,451,151	5.12	328,856.7
Quarter 3	728	728	728	1,489,930	4.89	336,553.2
Quarter 4	711	711	711	1,558,666	4.56	340,500.6
<i>≥ 85 years, 2021</i>						
Quarter 1	771	771	771	1,394,035	5.53	298,622.1
<b><i>Furosemide</i></b>						
<i>18-44 years, 2000</i>						
Quarter 1	0	0	0	0	NaN	0.0
Quarter 2	0	0	0	0	NaN	0.0
Quarter 3	0	0	0	0	NaN	0.0
Quarter 4	*****	*****	*****	*****	0.08	1,018.4
<i>18-44 years, 2001</i>						
Quarter 1	989	989	989	392,110	25.22	92,478.8
Quarter 2	1,331	1,331	1,331	396,967	33.53	94,978.5
Quarter 3	1,183	1,183	1,183	405,440	29.18	97,893.8
Quarter 4	944	944	944	412,091	22.91	99,586.6
<i>18-44 years, 2002</i>						
Quarter 1	1,017	1,017	1,017	388,172	26.20	91,803.1
Quarter 2	1,402	1,402	1,402	396,328	35.37	91,616.3
Quarter 3	1,257	1,257	1,257	384,270	32.71	92,496.7
Quarter 4	915	915	915	378,654	24.16	84,592.7
<i>18-44 years, 2003</i>						
Quarter 1	884	884	884	329,003	26.87	77,143.1
Quarter 2	1,144	1,144	1,144	323,054	35.41	75,577.6
Quarter 3	1,099	1,099	1,099	319,820	34.36	76,042.0
Quarter 4	812	812	812	316,375	25.67	75,515.5
<i>18-44 years, 2004</i>						
Quarter 1	847	847	847	321,234	26.37	74,646.3
Quarter 2	1,033	1,033	1,033	324,858	31.80	74,908.8
Quarter 3	1,019	1,019	1,019	325,945	31.26	75,386.8
Quarter 4	813	813	813	325,119	25.01	75,509.1

**Table 4. Summary of Loop Diuretic Users in the Sentinel Distributed Database (SDD) between January 1, 2000 and March 31, 2021, Cross-Stratified by Year-Quarter and Age (Years)**

	New Users	New Episodes	Adjusted Dispensings	Eligible Members <sup>1</sup>	New Users per 10,000 Eligible Members <sup>1</sup>	Eligible Member-Years <sup>1</sup>
<i>18-44 years, 2005</i>						
Quarter 1	783	783	783	320,817	24.41	73,382.9
Quarter 2	1,067	1,067	1,067	321,335	33.21	75,295.7
Quarter 3	745	745	745	331,420	22.48	73,796.4
Quarter 4	530	530	530	303,497	17.46	71,235.1
<i>18-44 years, 2006</i>						
Quarter 1	436	436	436	279,459	15.60	63,850.7
Quarter 2	610	610	610	279,641	21.81	64,750.2
Quarter 3	574	574	574	277,485	20.69	65,408.1
Quarter 4	401	401	401	279,225	14.36	64,925.1
<i>18-44 years, 2007</i>						
Quarter 1	1,744	1,744	1,744	3,405,943	5.12	784,042.1
Quarter 2	2,354	2,354	2,354	3,424,951	6.87	796,796.9
Quarter 3	2,237	2,237	2,237	3,461,677	6.46	805,787.2
Quarter 4	1,572	1,572	1,572	3,527,171	4.46	833,020.4
<i>18-44 years, 2008</i>						
Quarter 1	1,972	1,972	1,972	4,073,302	4.84	928,367.7
Quarter 2	2,695	2,695	2,695	4,130,878	6.52	931,574.4
Quarter 3	2,451	2,451	2,451	4,145,092	5.91	940,777.9
Quarter 4	1,789	1,789	1,789	10,216,518	1.75	960,508.4
<i>18-44 years, 2009</i>						
Quarter 1	4,075	4,075	4,075	9,607,728	4.24	2,191,490.8
Quarter 2	5,614	5,614	5,614	9,554,644	5.88	2,214,674.3
Quarter 3	5,002	5,002	5,002	9,713,816	5.15	2,246,281.3
Quarter 4	3,561	3,561	3,561	9,479,357	3.76	2,243,451.8
<i>18-44 years, 2010</i>						
Quarter 1	3,750	3,750	3,750	9,239,906	4.06	2,126,998.2
Quarter 2	5,324	5,324	5,324	9,140,388	5.82	2,130,214.5
Quarter 3	4,720	4,720	4,720	9,172,654	5.15	2,132,153.2
Quarter 4	3,082	3,082	3,082	8,895,186	3.46	2,111,436.0
<i>18-44 years, 2011</i>						
Quarter 1	7,087	7,087	7,087	9,590,321	7.39	2,217,745.1
Quarter 2	9,327	9,327	9,327	9,594,650	9.72	2,241,370.4
Quarter 3	8,560	8,560	8,560	9,731,881	8.80	2,268,864.2
Quarter 4	6,218	6,218	6,218	9,601,357	6.48	2,282,705.2
<i>18-44 years, 2012</i>						
Quarter 1	6,967	6,967	6,967	9,599,409	7.26	2,201,695.2
Quarter 2	8,241	8,241	8,241	9,714,676	8.48	2,205,617.1
Quarter 3	7,582	7,582	7,582	9,903,846	7.66	2,238,149.3
Quarter 4	5,765	5,765	5,765	10,205,415	5.65	2,252,783.8

**Table 4. Summary of Loop Diuretic Users in the Sentinel Distributed Database (SDD) between January 1, 2000 and March 31, 2021, Cross-Stratified by Year-Quarter and Age (Years)**

	New Users	New Episodes	Adjusted Dispensings	Eligible Members <sup>1</sup>	New Users per 10,000 Eligible Members <sup>1</sup>	Eligible Member-Years <sup>1</sup>
<i>18-44 years, 2013</i>						
Quarter 1	5,853	5,853	5,853	9,432,852	6.20	2,185,726.2
Quarter 2	7,910	7,910	7,910	9,418,010	8.40	2,205,462.1
Quarter 3	7,281	7,281	7,281	9,571,626	7.61	2,237,430.1
Quarter 4	5,433	5,433	5,433	9,342,669	5.82	2,224,048.7
<i>18-44 years, 2014</i>						
Quarter 1	5,827	5,827	5,827	10,200,168	5.71	2,372,501.3
Quarter 2	8,091	8,091	8,091	10,182,269	7.95	2,386,186.1
Quarter 3	7,410	7,410	7,410	10,366,684	7.15	2,427,726.9
Quarter 4	5,400	5,400	5,400	10,256,032	5.27	2,430,549.6
<i>18-44 years, 2015</i>						
Quarter 1	6,062	6,062	6,062	10,658,700	5.69	2,480,514.7
Quarter 2	8,332	8,332	8,332	10,778,031	7.73	2,530,076.1
Quarter 3	7,472	7,472	7,472	10,915,053	6.85	2,564,331.3
Quarter 4	5,556	5,556	5,556	10,806,334	5.14	2,562,881.9
<i>18-44 years, 2016</i>						
Quarter 1	6,132	6,132	6,132	11,032,703	5.56	2,546,597.6
Quarter 2	7,553	7,553	7,553	11,158,083	6.77	2,555,333.9
Quarter 3	7,028	7,028	7,028	11,327,649	6.20	2,583,413.8
Quarter 4	5,198	5,198	5,198	12,511,558	4.15	2,597,178.5
<i>18-44 years, 2017</i>						
Quarter 1	5,568	5,568	5,568	11,000,793	5.06	2,554,965.1
Quarter 2	7,030	7,030	7,030	11,016,431	6.38	2,582,158.1
Quarter 3	6,430	6,430	6,430	11,121,765	5.78	2,611,710.1
Quarter 4	4,860	4,860	4,860	11,115,741	4.37	2,636,233.4
<i>18-44 years, 2018</i>						
Quarter 1	5,182	5,182	5,182	10,980,611	4.72	2,557,976.0
Quarter 2	6,763	6,763	6,763	10,955,220	6.17	2,570,592.8
Quarter 3	6,172	6,172	6,172	11,017,513	5.60	2,583,068.6
Quarter 4	4,604	4,604	4,604	10,884,243	4.23	2,585,001.3
<i>18-44 years, 2019</i>						
Quarter 1	4,667	4,667	4,667	10,665,247	4.38	2,488,016.6
Quarter 2	6,201	6,201	6,201	10,697,537	5.80	2,509,802.2
Quarter 3	5,955	5,955	5,955	10,833,690	5.50	2,537,412.6
Quarter 4	4,321	4,321	4,321	10,676,584	4.05	2,540,732.3
<i>18-44 years, 2020</i>						
Quarter 1	4,075	4,075	4,075	10,298,728	3.96	2,388,689.1
Quarter 2	4,968	4,968	4,968	10,365,895	4.79	2,391,440.9
Quarter 3	5,159	5,159	5,159	10,590,903	4.87	2,418,537.0
Quarter 4	4,022	4,022	4,022	11,364,269	3.54	2,416,691.8



**Table 4. Summary of Loop Diuretic Users in the Sentinel Distributed Database (SDD) between January 1, 2000 and March 31, 2021, Cross-Stratified by Year-Quarter and Age (Years)**

	New Users	New Episodes	Adjusted Dispensings	Eligible Members <sup>1</sup>	New Users per 10,000 Eligible Members <sup>1</sup>	Eligible Member-Years <sup>1</sup>
<i>18-44 years, 2021</i>						
Quarter 1	2,973	2,973	2,973	5,051,676	5.89	1,166,621.7
<i>45-64 years, 2000</i>						
Quarter 1	0	0	0	0	NaN	0.0
Quarter 2	0	0	0	0	NaN	0.0
Quarter 3	0	0	0	0	NaN	0.0
Quarter 4	*****	*****	*****	*****	0.37	439.7
<i>45-64 years, 2001</i>						
Quarter 1	1,835	1,835	1,835	171,268	107.14	40,043.0
Quarter 2	2,309	2,309	2,309	173,186	133.32	40,917.8
Quarter 3	2,131	2,131	2,131	175,750	121.25	41,902.1
Quarter 4	1,799	1,799	1,799	177,694	101.24	42,534.0
<i>45-64 years, 2002</i>						
Quarter 1	1,947	1,947	1,947	175,208	111.13	40,971.4
Quarter 2	2,438	2,438	2,438	178,993	136.21	41,567.5
Quarter 3	2,204	2,204	2,204	177,982	123.83	42,376.3
Quarter 4	1,764	1,764	1,764	177,498	99.38	40,881.5
<i>45-64 years, 2003</i>						
Quarter 1	1,764	1,764	1,764	166,305	106.07	38,787.4
Quarter 2	2,157	2,157	2,157	166,584	129.48	38,858.1
Quarter 3	2,114	2,114	2,114	164,256	128.70	39,216.5
Quarter 4	1,556	1,556	1,556	162,082	96.00	38,834.7
<i>45-64 years, 2004</i>						
Quarter 1	1,891	1,891	1,891	162,296	116.52	38,126.7
Quarter 2	2,043	2,043	2,043	161,327	126.64	37,815.8
Quarter 3	1,890	1,890	1,890	160,984	117.40	38,002.2
Quarter 4	1,473	1,473	1,473	160,327	91.87	37,928.3
<i>45-64 years, 2005</i>						
Quarter 1	1,535	1,535	1,535	160,864	95.42	37,136.8
Quarter 2	1,816	1,816	1,816	160,226	113.34	37,681.1
Quarter 3	1,118	1,118	1,118	161,001	69.44	33,416.1
Quarter 4	798	798	798	120,583	66.18	27,913.7
<i>45-64 years, 2006</i>						
Quarter 1	494	494	494	89,087	55.45	19,464.8
Quarter 2	519	519	519	81,781	63.46	18,954.4
Quarter 3	545	545	545	79,990	68.13	18,886.4
Quarter 4	381	381	381	78,532	48.52	18,168.0

**Table 4. Summary of Loop Diuretic Users in the Sentinel Distributed Database (SDD) between January 1, 2000 and March 31, 2021, Cross-Stratified by Year-Quarter and Age (Years)**

	New Users	New Episodes	Adjusted Dispensings	Eligible Members <sup>1</sup>	New Users per 10,000 Eligible Members <sup>1</sup>	Eligible Member-Years <sup>1</sup>
<i>45-64 years, 2007</i>						
Quarter 1	4,828	4,828	4,828	2,466,422	19.57	572,788.6
Quarter 2	6,057	6,057	6,057	2,491,377	24.31	584,531.2
Quarter 3	5,484	5,484	5,484	2,496,571	21.97	591,473.1
Quarter 4	4,461	4,461	4,461	2,596,902	17.18	617,947.1
<i>45-64 years, 2008</i>						
Quarter 1	6,152	6,152	6,152	3,096,723	19.87	715,082.1
Quarter 2	7,801	7,801	7,801	3,153,592	24.74	722,398.2
Quarter 3	7,163	7,163	7,163	3,143,290	22.79	732,686.7
Quarter 4	5,704	5,704	5,704	7,377,893	7.73	748,674.2
<i>45-64 years, 2009</i>						
Quarter 1	12,325	12,325	12,325	7,012,853	17.57	1,612,036.2
Quarter 2	15,703	15,703	15,703	6,988,305	22.47	1,629,768.9
Quarter 3	14,290	14,290	14,290	7,023,418	20.35	1,653,033.3
Quarter 4	11,489	11,489	11,489	6,983,961	16.45	1,657,884.6
<i>45-64 years, 2010</i>						
Quarter 1	11,583	11,583	11,583	6,825,630	16.97	1,575,649.3
Quarter 2	15,357	15,357	15,357	6,789,239	22.62	1,587,904.8
Quarter 3	13,728	13,728	13,728	6,754,718	20.32	1,594,915.5
Quarter 4	10,182	10,182	10,182	6,679,423	15.24	1,588,101.3
<i>45-64 years, 2011</i>						
Quarter 1	28,725	28,725	28,725	8,462,106	33.95	1,962,153.3
Quarter 2	34,949	34,949	34,949	8,482,732	41.20	1,987,879.6
Quarter 3	32,808	32,808	32,808	8,511,857	38.54	2,012,819.6
Quarter 4	25,442	25,442	25,442	8,495,945	29.95	2,019,598.9
<i>45-64 years, 2012</i>						
Quarter 1	28,202	28,202	28,202	8,427,453	33.46	1,947,125.6
Quarter 2	32,257	32,257	32,257	8,489,554	38.00	1,948,541.9
Quarter 3	30,140	30,140	30,140	8,462,177	35.62	1,972,006.2
Quarter 4	24,423	24,423	24,423	8,855,504	27.58	1,980,285.5
<i>45-64 years, 2013</i>						
Quarter 1	25,894	25,894	25,894	8,346,014	31.03	1,938,079.7
Quarter 2	31,966	31,966	31,966	8,349,676	38.28	1,958,957.2
Quarter 3	29,627	29,627	29,627	8,383,272	35.34	1,988,730.4
Quarter 4	23,573	23,573	23,573	8,351,170	28.23	1,987,055.1
<i>45-64 years, 2014</i>						
Quarter 1	26,143	26,143	26,143	9,043,710	28.91	2,103,330.8
Quarter 2	32,883	32,883	32,883	8,981,021	36.61	2,106,877.6
Quarter 3	30,211	30,211	30,211	9,008,240	33.54	2,134,150.0
Quarter 4	24,496	24,496	24,496	8,971,077	27.31	2,125,492.7

**Table 4. Summary of Loop Diuretic Users in the Sentinel Distributed Database (SDD) between January 1, 2000 and March 31, 2021, Cross-Stratified by Year-Quarter and Age (Years)**

	New Users	New Episodes	Adjusted Dispensings	Eligible Members <sup>1</sup>	New Users per 10,000 Eligible Members <sup>1</sup>	Eligible Member-Years <sup>1</sup>
<i>45-64 years, 2015</i>						
Quarter 1	26,855	26,855	26,855	9,315,134	28.83	2,165,828.6
Quarter 2	33,636	33,636	33,636	9,409,872	35.75	2,209,341.7
Quarter 3	30,889	30,889	30,889	9,416,932	32.80	2,236,388.0
Quarter 4	25,297	25,297	25,297	9,434,123	26.81	2,235,806.1
<i>45-64 years, 2016</i>						
Quarter 1	27,103	27,103	27,103	9,672,576	28.02	2,239,931.2
Quarter 2	32,010	32,010	32,010	9,695,561	33.02	2,239,546.7
Quarter 3	30,323	30,323	30,323	9,672,019	31.35	2,260,383.3
Quarter 4	24,542	24,542	24,542	10,741,975	22.85	2,268,373.4
<i>45-64 years, 2017</i>						
Quarter 1	26,417	26,417	26,417	9,535,273	27.70	2,214,099.3
Quarter 2	30,816	30,816	30,816	9,508,250	32.41	2,231,792.3
Quarter 3	28,382	28,382	28,382	9,475,687	29.95	2,249,281.9
Quarter 4	23,527	23,527	23,527	9,518,195	24.72	2,253,200.8
<i>45-64 years, 2018</i>						
Quarter 1	24,822	24,822	24,822	9,329,296	26.61	2,171,426.4
Quarter 2	30,143	30,143	30,143	9,280,331	32.48	2,176,993.4
Quarter 3	27,125	27,125	27,125	9,206,299	29.46	2,181,805.3
Quarter 4	22,424	22,424	22,424	9,168,922	24.46	2,173,941.7
<i>45-64 years, 2019</i>						
Quarter 1	23,262	23,262	23,262	8,960,993	25.96	2,085,366.0
Quarter 2	27,207	27,207	27,207	8,918,997	30.50	2,089,076.5
Quarter 3	25,431	25,431	25,431	8,868,668	28.68	2,097,689.1
Quarter 4	20,479	20,479	20,479	8,798,398	23.28	2,088,876.4
<i>45-64 years, 2020</i>						
Quarter 1	20,509	20,509	20,509	8,652,105	23.70	2,009,253.0
Quarter 2	23,481	23,481	23,481	8,655,803	27.13	2,010,946.7
Quarter 3	23,902	23,902	23,902	8,701,246	27.47	2,026,271.0
Quarter 4	19,189	19,189	19,189	9,358,942	20.50	2,018,174.6
<i>45-64 years, 2021</i>						
Quarter 1	15,267	15,267	15,267	5,037,840	30.30	1,137,121.7
<i>65-74 years, 2000</i>						
Quarter 1	0	0	0	0	NaN	0.0
Quarter 2	0	0	0	0	NaN	0.0
Quarter 3	0	0	0	0	NaN	0.0
Quarter 4	*****	*****	*****	*****	2.39	114.4

**Table 4. Summary of Loop Diuretic Users in the Sentinel Distributed Database (SDD) between January 1, 2000 and March 31, 2021, Cross-Stratified by Year-Quarter and Age (Years)**

	New Users	New Episodes	Adjusted Dispensings	Eligible Members <sup>1</sup>	New Users per 10,000 Eligible Members <sup>1</sup>	Eligible Member-Years <sup>1</sup>
<i>65-74 years, 2001</i>						
Quarter 1	767	767	767	45,763	167.60	10,443.1
Quarter 2	968	968	968	46,119	209.89	10,646.7
Quarter 3	792	792	792	46,414	170.64	10,860.9
Quarter 4	678	678	678	46,539	145.68	10,971.0
<i>65-74 years, 2002</i>						
Quarter 1	798	798	798	46,483	171.68	10,657.6
Quarter 2	901	901	901	46,915	192.05	10,817.8
Quarter 3	806	806	806	47,347	170.23	11,044.8
Quarter 4	675	675	675	46,642	144.72	10,862.0
<i>65-74 years, 2003</i>						
Quarter 1	723	723	723	45,787	157.91	10,469.2
Quarter 2	889	889	889	44,433	200.08	10,057.0
Quarter 3	770	770	770	43,619	176.53	10,149.4
Quarter 4	613	613	613	43,081	142.29	10,065.2
<i>65-74 years, 2004</i>						
Quarter 1	885	885	885	42,896	206.31	9,829.8
Quarter 2	757	757	757	42,553	177.90	9,706.7
Quarter 3	758	758	758	41,964	180.63	9,622.2
Quarter 4	513	513	513	40,952	125.27	9,461.4
<i>65-74 years, 2005</i>						
Quarter 1	612	612	612	40,411	151.44	9,078.7
Quarter 2	682	682	682	39,600	172.22	9,031.6
Quarter 3	436	436	436	39,592	110.12	8,277.1
Quarter 4	360	360	360	32,129	112.05	7,396.1
<i>65-74 years, 2006</i>						
Quarter 1	0	0	0	0	NaN	0.0
Quarter 2	0	0	0	0	NaN	0.0
Quarter 3	0	0	0	0	NaN	0.0
Quarter 4	0	0	0	0	NaN	0.0
<i>65-74 years, 2007</i>						
Quarter 1	1,547	1,547	1,547	284,555	54.37	62,901.7
Quarter 2	1,881	1,881	1,881	312,817	60.13	69,172.7
Quarter 3	1,622	1,622	1,622	317,494	51.09	73,250.0
Quarter 4	1,443	1,443	1,443	326,211	44.24	75,452.1
<i>65-74 years, 2008</i>						
Quarter 1	3,967	3,967	3,967	699,759	56.69	155,498.1
Quarter 2	4,551	4,551	4,551	704,016	64.64	160,105.6
Quarter 3	4,194	4,194	4,194	705,507	59.45	163,246.8
Quarter 4	3,550	3,550	3,550	1,146,985	30.95	165,446.8

**Table 4. Summary of Loop Diuretic Users in the Sentinel Distributed Database (SDD) between January 1, 2000 and March 31, 2021, Cross-Stratified by Year-Quarter and Age (Years)**

	New Users	New Episodes	Adjusted Dispensings	Eligible Members <sup>1</sup>	New Users per 10,000 Eligible Members <sup>1</sup>	Eligible Member-Years <sup>1</sup>
<i>65-74 years, 2009</i>						
Quarter 1	5,719	5,719	5,719	1,071,002	53.40	241,306.3
Quarter 2	6,752	6,752	6,752	1,079,085	62.57	247,491.7
Quarter 3	6,120	6,120	6,120	1,086,857	56.31	252,210.7
Quarter 4	5,294	5,294	5,294	1,083,537	48.86	252,833.6
<i>65-74 years, 2010</i>						
Quarter 1	5,454	5,454	5,454	1,057,799	51.56	239,316.1
Quarter 2	6,553	6,553	6,553	1,053,045	62.23	242,766.8
Quarter 3	5,807	5,807	5,807	1,052,334	55.18	244,753.8
Quarter 4	4,948	4,948	4,948	1,044,031	47.39	244,179.7
<i>65-74 years, 2011</i>						
Quarter 1	36,334	36,334	36,334	4,747,868	76.53	1,087,463.1
Quarter 2	42,312	42,312	42,312	4,781,651	88.49	1,104,664.9
Quarter 3	37,417	37,417	37,417	4,819,495	77.64	1,123,663.4
Quarter 4	31,384	31,384	31,384	4,821,744	65.09	1,128,916.9
<i>65-74 years, 2012</i>						
Quarter 1	36,265	36,265	36,265	5,072,217	71.50	1,160,096.4
Quarter 2	40,893	40,893	40,893	5,116,549	79.92	1,163,048.2
Quarter 3	36,089	36,089	36,089	5,155,482	70.00	1,185,175.4
Quarter 4	31,532	31,532	31,532	5,638,298	55.92	1,197,348.7
<i>65-74 years, 2013</i>						
Quarter 1	34,918	34,918	34,918	5,365,202	65.08	1,224,632.8
Quarter 2	41,978	41,978	41,978	5,403,989	77.68	1,244,966.8
Quarter 3	37,848	37,848	37,848	5,450,999	69.43	1,269,843.3
Quarter 4	31,514	31,514	31,514	5,447,030	57.86	1,275,618.6
<i>65-74 years, 2014</i>						
Quarter 1	37,200	37,200	37,200	6,215,794	59.85	1,423,687.7
Quarter 2	46,152	46,152	46,152	6,271,877	73.59	1,445,176.9
Quarter 3	40,881	40,881	40,881	6,302,511	64.86	1,468,584.9
Quarter 4	35,245	35,245	35,245	6,295,516	55.98	1,473,748.1
<i>65-74 years, 2015</i>						
Quarter 1	38,441	38,441	38,441	6,561,014	58.59	1,503,127.8
Quarter 2	46,412	46,412	46,412	6,612,658	70.19	1,525,077.8
Quarter 3	42,361	42,361	42,361	6,681,419	63.40	1,555,146.3
Quarter 4	36,053	36,053	36,053	6,697,393	53.83	1,566,246.9
<i>65-74 years, 2016</i>						
Quarter 1	39,980	39,980	39,980	7,051,067	56.70	1,611,826.8
Quarter 2	46,384	46,384	46,384	7,135,583	65.00	1,618,738.0
Quarter 3	42,459	42,459	42,459	7,190,935	59.05	1,653,062.1
Quarter 4	36,645	36,645	36,645	7,662,844	47.82	1,668,500.5

**Table 4. Summary of Loop Diuretic Users in the Sentinel Distributed Database (SDD) between January 1, 2000 and March 31, 2021, Cross-Stratified by Year-Quarter and Age (Years)**

	New Users	New Episodes	Adjusted Dispensings	Eligible Members <sup>1</sup>	New Users per 10,000 Eligible Members <sup>1</sup>	Eligible Member-Years <sup>1</sup>
<i>65-74 years, 2017</i>						
Quarter 1	40,017	40,017	40,017	7,245,099	55.23	1,656,125.7
Quarter 2	46,193	46,193	46,193	7,271,095	63.53	1,677,580.0
Quarter 3	42,220	42,220	42,220	7,333,742	57.57	1,709,208.6
Quarter 4	36,625	36,625	36,625	7,341,854	49.89	1,714,383.8
<i>65-74 years, 2018</i>						
Quarter 1	39,237	39,237	39,237	7,469,988	52.53	1,707,877.5
Quarter 2	47,106	47,106	47,106	7,489,843	62.89	1,726,428.3
Quarter 3	41,733	41,733	41,733	7,542,963	55.33	1,756,725.8
Quarter 4	36,403	36,403	36,403	7,549,104	48.22	1,765,031.6
<i>65-74 years, 2019</i>						
Quarter 1	38,678	38,678	38,678	7,600,925	50.89	1,739,216.2
Quarter 2	45,934	45,934	45,934	7,628,924	60.21	1,758,304.1
Quarter 3	41,953	41,953	41,953	7,698,599	54.49	1,792,140.3
Quarter 4	35,918	35,918	35,918	7,693,091	46.69	1,801,577.2
<i>65-74 years, 2020</i>						
Quarter 1	37,592	37,592	37,592	7,953,492	47.26	1,816,005.6
Quarter 2	38,513	38,513	38,513	8,102,833	47.53	1,862,819.7
Quarter 3	41,840	41,840	41,840	8,347,052	50.13	1,914,480.0
Quarter 4	35,882	35,882	35,882	9,025,468	39.76	1,937,065.7
<i>65-74 years, 2021</i>						
Quarter 1	34,824	34,824	34,824	7,597,536	45.84	1,661,965.2
<i>75-84 years, 2000</i>						
Quarter 1	0	0	0	0	NaN	0.0
Quarter 2	0	0	0	0	NaN	0.0
Quarter 3	0	0	0	0	NaN	0.0
Quarter 4	13	13	13	18,727	6.94	51.3
<i>75-84 years, 2001</i>						
Quarter 1	487	487	487	21,066	231.18	4,728.9
Quarter 2	533	533	533	20,930	254.66	4,778.7
Quarter 3	490	490	490	21,014	233.18	4,842.3
Quarter 4	399	399	399	20,912	190.80	4,858.2
<i>75-84 years, 2002</i>						
Quarter 1	484	484	484	20,965	230.86	4,719.5
Quarter 2	518	518	518	20,933	247.46	4,761.2
Quarter 3	470	470	470	20,978	224.04	4,815.8
Quarter 4	387	387	387	20,702	186.94	4,800.2

**Table 4. Summary of Loop Diuretic Users in the Sentinel Distributed Database (SDD) between January 1, 2000 and March 31, 2021, Cross-Stratified by Year-Quarter and Age (Years)**

	New Users	New Episodes	Adjusted Dispensings	Eligible Members <sup>1</sup>	New Users per 10,000 Eligible Members <sup>1</sup>	Eligible Member-Years <sup>1</sup>
<i>75-84 years, 2003</i>						
Quarter 1	415	415	415	20,597	201.49	4,647.4
Quarter 2	540	540	540	20,284	266.22	4,589.4
Quarter 3	494	494	494	20,000	247.00	4,598.8
Quarter 4	360	360	360	19,794	181.87	4,593.6
<i>75-84 years, 2004</i>						
Quarter 1	574	574	574	19,805	289.83	4,447.3
Quarter 2	458	458	458	19,298	237.33	4,346.1
Quarter 3	448	448	448	19,141	234.05	4,350.3
Quarter 4	357	357	357	18,984	188.05	4,341.3
<i>75-84 years, 2005</i>						
Quarter 1	357	357	357	19,048	187.42	4,235.5
Quarter 2	431	431	431	18,872	228.38	4,274.4
Quarter 3	342	342	342	19,129	178.79	4,213.6
Quarter 4	309	309	309	17,816	173.44	4,122.7
<i>75-84 years, 2006</i>						
Quarter 1	0	0	0	0	NaN	0.0
Quarter 2	0	0	0	0	NaN	0.0
Quarter 3	0	0	0	0	NaN	0.0
Quarter 4	0	0	0	0	NaN	0.0
<i>75-84 years, 2007</i>						
Quarter 1	1,423	1,423	1,423	131,911	107.88	29,020.8
Quarter 2	1,715	1,715	1,715	147,309	116.42	32,227.2
Quarter 3	1,473	1,473	1,473	148,362	99.28	34,247.3
Quarter 4	1,355	1,355	1,355	150,684	89.92	34,832.3
<i>75-84 years, 2008</i>						
Quarter 1	3,631	3,631	3,631	344,890	105.28	76,883.3
Quarter 2	4,086	4,086	4,086	343,005	119.12	78,274.3
Quarter 3	3,491	3,491	3,491	341,908	102.10	79,111.3
Quarter 4	3,232	3,232	3,232	528,288	61.18	79,620.9
<i>75-84 years, 2009</i>						
Quarter 1	5,184	5,184	5,184	501,281	103.42	112,925.4
Quarter 2	5,822	5,822	5,822	505,489	115.18	115,327.0
Quarter 3	4,918	4,918	4,918	505,904	97.21	116,988.4
Quarter 4	4,586	4,586	4,586	504,193	90.96	116,938.8
<i>75-84 years, 2010</i>						
Quarter 1	5,004	5,004	5,004	493,289	101.44	111,178.7
Quarter 2	5,538	5,538	5,538	491,476	112.68	112,451.2
Quarter 3	4,599	4,599	4,599	491,357	93.60	113,643.7
Quarter 4	4,106	4,106	4,106	489,480	83.88	113,618.2

**Table 4. Summary of Loop Diuretic Users in the Sentinel Distributed Database (SDD) between January 1, 2000 and March 31, 2021, Cross-Stratified by Year-Quarter and Age (Years)**

	<b>New Users</b>	<b>New Episodes</b>	<b>Adjusted Dispensings</b>	<b>Eligible Members<sup>1</sup></b>	<b>New Users per 10,000 Eligible Members<sup>1</sup></b>	<b>Eligible Member-Years<sup>1</sup></b>
<i>75-84 years, 2011</i>						
Quarter 1	37,962	37,962	37,962	2,866,769	132.42	648,794.2
Quarter 2	41,951	41,951	41,951	2,876,175	145.86	655,615.1
Quarter 3	36,876	36,876	36,876	2,874,962	128.27	662,461.2
Quarter 4	32,074	32,074	32,074	2,863,027	112.03	662,491.3
<i>75-84 years, 2012</i>						
Quarter 1	36,892	36,892	36,892	2,955,315	124.83	673,870.9
Quarter 2	39,613	39,613	39,613	2,956,226	134.00	671,517.6
Quarter 3	34,791	34,791	34,791	2,950,457	117.92	678,092.1
Quarter 4	31,000	31,000	31,000	3,137,988	98.79	678,281.3
<i>75-84 years, 2013</i>						
Quarter 1	34,055	34,055	34,055	3,025,841	112.55	683,558.3
Quarter 2	39,531	39,531	39,531	3,026,048	130.64	688,523.0
Quarter 3	34,001	34,001	34,001	3,020,571	112.56	695,694.6
Quarter 4	30,159	30,159	30,159	3,004,230	100.39	694,839.4
<i>75-84 years, 2014</i>						
Quarter 1	35,418	35,418	35,418	3,379,191	104.81	765,388.2
Quarter 2	42,163	42,163	42,163	3,397,285	124.11	772,298.2
Quarter 3	35,911	35,911	35,911	3,376,080	106.37	776,666.1
Quarter 4	32,187	32,187	32,187	3,357,563	95.86	775,700.1
<i>75-84 years, 2015</i>						
Quarter 1	35,447	35,447	35,447	3,425,423	103.48	774,928.4
Quarter 2	41,248	41,248	41,248	3,432,617	120.16	780,460.2
Quarter 3	35,548	35,548	35,548	3,434,776	103.49	788,888.6
Quarter 4	31,989	31,989	31,989	3,426,832	93.35	790,509.1
<i>75-84 years, 2016</i>						
Quarter 1	35,073	35,073	35,073	3,499,274	100.23	797,286.6
Quarter 2	38,714	38,714	38,714	3,530,189	109.67	798,490.3
Quarter 3	34,603	34,603	34,603	3,547,594	97.54	812,911.0
Quarter 4	31,054	31,054	31,054	3,699,562	83.94	817,884.5
<i>75-84 years, 2017</i>						
Quarter 1	34,662	34,662	34,662	3,551,276	97.60	801,052.3
Quarter 2	38,325	38,325	38,325	3,562,280	107.59	810,356.5
Quarter 3	33,932	33,932	33,932	3,583,521	94.69	823,149.5
Quarter 4	30,700	30,700	30,700	3,613,204	84.97	830,227.8
<i>75-84 years, 2018</i>						
Quarter 1	33,513	33,513	33,513	3,654,744	91.70	823,837.6
Quarter 2	39,212	39,212	39,212	3,682,414	106.48	836,077.1
Quarter 3	33,492	33,492	33,492	3,699,526	90.53	849,738.4
Quarter 4	30,692	30,692	30,692	3,708,915	82.75	854,975.8



**Table 4. Summary of Loop Diuretic Users in the Sentinel Distributed Database (SDD) between January 1, 2000 and March 31, 2021, Cross-Stratified by Year-Quarter and Age (Years)**

	New Users	New Episodes	Adjusted Dispensings	Eligible Members <sup>1</sup>	New Users per 10,000 Eligible Members <sup>1</sup>	Eligible Member-Years <sup>1</sup>
<i>75-84 years, 2019</i>						
Quarter 1	32,777	32,777	32,777	3,700,501	88.57	835,455.8
Quarter 2	37,941	37,941	37,941	3,714,416	102.15	843,256.7
Quarter 3	33,763	33,763	33,763	3,723,946	90.66	855,209.0
Quarter 4	29,816	29,816	29,816	3,716,511	80.23	857,569.9
<i>75-84 years, 2020</i>						
Quarter 1	31,083	31,083	31,083	3,775,512	82.33	858,018.2
Quarter 2	30,675	30,675	30,675	3,846,515	79.75	882,868.0
Quarter 3	32,364	32,364	32,364	3,967,154	81.58	904,567.6
Quarter 4	28,560	28,560	28,560	4,214,089	67.77	914,557.0
<i>75-84 years, 2021</i>						
Quarter 1	28,399	28,399	28,399	3,688,659	76.99	791,240.9
<i>≥ 85 years, 2000</i>						
Quarter 1	0	0	0	0	NaN	0.0
Quarter 2	0	0	0	0	NaN	0.0
Quarter 3	0	0	0	0	NaN	0.0
Quarter 4	11	11	11	9,304	11.82	25.5
<i>≥ 85 years, 2001</i>						
Quarter 1	287	287	287	10,836	264.86	2,412.7
Quarter 2	334	334	334	10,645	313.76	2,414.3
Quarter 3	294	294	294	10,585	277.75	2,427.2
Quarter 4	235	235	235	10,504	223.72	2,413.2
<i>≥ 85 years, 2002</i>						
Quarter 1	293	293	293	10,432	280.87	2,318.2
Quarter 2	318	318	318	10,208	311.52	2,299.9
Quarter 3	293	293	293	10,113	289.73	2,309.0
Quarter 4	230	230	230	9,944	231.30	2,276.6
<i>≥ 85 years, 2003</i>						
Quarter 1	234	234	234	9,799	238.80	2,179.8
Quarter 2	305	305	305	9,602	317.64	2,161.4
Quarter 3	263	263	263	9,462	277.95	2,167.9
Quarter 4	239	239	239	9,307	256.80	2,129.1
<i>≥ 85 years, 2004</i>						
Quarter 1	361	361	361	9,201	392.35	2,009.5
Quarter 2	264	264	264	8,651	305.17	1,932.9
Quarter 3	279	279	279	8,561	325.90	1,923.6
Quarter 4	251	251	251	8,401	298.77	1,887.0

**Table 4. Summary of Loop Diuretic Users in the Sentinel Distributed Database (SDD) between January 1, 2000 and March 31, 2021, Cross-Stratified by Year-Quarter and Age (Years)**

	New Users	New Episodes	Adjusted Dispensings	Eligible Members <sup>1</sup>	New Users per 10,000 Eligible Members <sup>1</sup>	Eligible Member-Years <sup>1</sup>
<i>≥ 85 years, 2005</i>						
Quarter 1	205	205	205	8,275	247.73	1,808.5
Quarter 2	228	228	228	8,107	281.24	1,810.6
Quarter 3	189	189	189	8,234	229.54	1,852.3
Quarter 4	173	173	173	8,213	210.64	1,870.0
<i>≥ 85 years, 2006</i>						
Quarter 1	0	0	0	0	NaN	0.0
Quarter 2	0	0	0	0	NaN	0.0
Quarter 3	0	0	0	0	NaN	0.0
Quarter 4	0	0	0	0	NaN	0.0
<i>≥ 85 years, 2007</i>						
Quarter 1	850	850	850	42,479	200.10	9,256.1
Quarter 2	978	978	978	47,265	206.92	10,227.5
Quarter 3	872	872	872	47,547	183.40	10,868.3
Quarter 4	837	837	837	48,368	173.05	11,097.6
<i>≥ 85 years, 2008</i>						
Quarter 1	1,953	1,953	1,953	103,233	189.18	22,484.6
Quarter 2	2,114	2,114	2,114	102,724	205.79	23,180.8
Quarter 3	1,828	1,828	1,828	102,789	177.84	23,531.9
Quarter 4	1,771	1,771	1,771	165,262	107.16	23,849.3
<i>≥ 85 years, 2009</i>						
Quarter 1	2,980	2,980	2,980	160,077	186.16	35,756.1
Quarter 2	3,056	3,056	3,056	162,115	188.51	36,647.6
Quarter 3	2,651	2,651	2,651	163,502	162.14	37,501.0
Quarter 4	2,602	2,602	2,602	164,211	158.45	37,863.3
<i>≥ 85 years, 2010</i>						
Quarter 1	2,874	2,874	2,874	161,133	178.36	36,075.7
Quarter 2	2,963	2,963	2,963	161,859	183.06	36,674.7
Quarter 3	2,597	2,597	2,597	162,757	159.56	37,357.8
Quarter 4	2,352	2,352	2,352	163,061	144.24	37,530.7
<i>≥ 85 years, 2011</i>						
Quarter 1	28,128	28,128	28,128	1,230,277	228.63	276,089.7
Quarter 2	29,484	29,484	29,484	1,228,406	240.02	277,789.1
Quarter 3	25,284	25,284	25,284	1,230,246	205.52	281,507.9
Quarter 4	23,602	23,602	23,602	1,229,501	191.96	282,816.2
<i>≥ 85 years, 2012</i>						
Quarter 1	28,025	28,025	28,025	1,270,750	220.54	287,153.5
Quarter 2	28,183	28,183	28,183	1,267,029	222.43	286,067.5
Quarter 3	24,676	24,676	24,676	1,264,470	195.15	289,135.3
Quarter 4	23,812	23,812	23,812	1,331,945	178.78	289,646.4

**Table 4. Summary of Loop Diuretic Users in the Sentinel Distributed Database (SDD) between January 1, 2000 and March 31, 2021, Cross-Stratified by Year-Quarter and Age (Years)**

	New Users	New Episodes	Adjusted Dispensings	Eligible Members <sup>1</sup>	New Users per 10,000 Eligible Members <sup>1</sup>	Eligible Member-Years <sup>1</sup>
<i>≥ 85 years, 2013</i>						
Quarter 1	26,869	26,869	26,869	1,297,453	207.09	290,444.8
Quarter 2	28,532	28,532	28,532	1,287,579	221.59	291,183.5
Quarter 3	24,297	24,297	24,297	1,282,876	189.39	294,070.4
Quarter 4	22,594	22,594	22,594	1,275,382	177.15	293,639.7
<i>≥ 85 years, 2014</i>						
Quarter 1	26,959	26,959	26,959	1,428,045	188.78	321,140.4
Quarter 2	30,020	30,020	30,020	1,427,927	210.23	322,791.2
Quarter 3	25,681	25,681	25,681	1,414,744	181.52	323,953.4
Quarter 4	24,271	24,271	24,271	1,403,829	172.89	322,724.9
<i>≥ 85 years, 2015</i>						
Quarter 1	27,310	27,310	27,310	1,416,406	192.81	317,686.9
Quarter 2	28,793	28,793	28,793	1,405,255	204.90	317,455.6
Quarter 3	24,899	24,899	24,899	1,399,107	177.96	319,785.8
Quarter 4	23,336	23,336	23,336	1,391,662	167.68	319,598.1
<i>≥ 85 years, 2016</i>						
Quarter 1	26,146	26,146	26,146	1,408,292	185.66	318,977.2
Quarter 2	26,979	26,979	26,979	1,406,813	191.77	316,801.4
Quarter 3	23,498	23,498	23,498	1,402,306	167.57	320,169.6
Quarter 4	22,598	22,598	22,598	1,441,696	156.75	320,207.0
<i>≥ 85 years, 2017</i>						
Quarter 1	24,825	24,825	24,825	1,375,683	180.46	308,400.8
Quarter 2	25,686	25,686	25,686	1,362,205	188.56	308,299.2
Quarter 3	22,393	22,393	22,393	1,356,271	165.11	310,631.3
Quarter 4	21,054	21,054	21,054	1,352,159	155.71	310,230.2
<i>≥ 85 years, 2018</i>						
Quarter 1	23,927	23,927	23,927	1,350,238	177.21	302,519.6
Quarter 2	25,155	25,155	25,155	1,338,200	187.98	302,513.3
Quarter 3	21,342	21,342	21,342	1,328,440	160.65	304,246.6
Quarter 4	20,364	20,364	20,364	1,320,820	154.18	303,050.6
<i>≥ 85 years, 2019</i>						
Quarter 1	22,329	22,329	22,329	1,306,889	170.86	293,097.7
Quarter 2	24,169	24,169	24,169	1,298,423	186.14	292,887.7
Quarter 3	20,410	20,410	20,410	1,292,855	157.87	295,084.4
Quarter 4	19,162	19,162	19,162	1,284,933	149.13	294,801.5
<i>≥ 85 years, 2020</i>						
Quarter 1	20,572	20,572	20,572	1,296,616	158.66	292,483.5
Quarter 2	18,127	18,127	18,127	1,310,535	138.32	298,044.6
Quarter 3	18,634	18,634	18,634	1,343,922	138.65	304,454.6
Quarter 4	17,661	17,661	17,661	1,409,436	125.31	307,503.9

**Table 4. Summary of Loop Diuretic Users in the Sentinel Distributed Database (SDD) between January 1, 2000 and March 31, 2021, Cross-Stratified by Year-Quarter and Age (Years)**

	New Users	New Episodes	Adjusted Dispensings	Eligible Members <sup>1</sup>	New Users per 10,000 Eligible Members <sup>1</sup>	Eligible Member-Years <sup>1</sup>
<i>≥ 85 years, 2021</i>						
Quarter 1	18,461	18,461	18,461	1,252,330	147.41	268,741.7
<i>Torsemide</i>						
<i>18-44 years, 2000</i>						
Quarter 1	0	0	0	0	NaN	0.0
Quarter 2	0	0	0	0	NaN	0.0
Quarter 3	0	0	0	0	NaN	0.0
Quarter 4	0	0	0	371,959	0.00	1,018.4
<i>18-44 years, 2001</i>						
Quarter 1	*****	*****	*****	*****	0.41	92,478.8
Quarter 2	21	21	21	396,967	0.53	94,978.5
Quarter 3	*****	*****	*****	*****	0.69	97,893.8
Quarter 4	*****	*****	*****	*****	0.41	99,586.6
<i>18-44 years, 2002</i>						
Quarter 1	*****	*****	*****	*****	0.72	91,825.2
Quarter 2	*****	*****	*****	*****	0.88	91,729.3
Quarter 3	*****	*****	*****	*****	0.42	92,722.0
Quarter 4	*****	*****	*****	*****	0.45	84,904.5
<i>18-44 years, 2003</i>						
Quarter 1	*****	*****	*****	*****	0.39	77,528.5
Quarter 2	*****	*****	*****	*****	0.89	76,049.2
Quarter 3	*****	*****	*****	*****	1.02	76,623.8
Quarter 4	*****	*****	*****	*****	0.59	76,194.7
<i>18-44 years, 2004</i>						
Quarter 1	*****	*****	*****	*****	0.86	75,392.2
Quarter 2	38	38	38	328,679	1.16	75,732.7
Quarter 3	*****	*****	*****	*****	1.06	76,302.8
Quarter 4	*****	*****	*****	*****	0.64	76,506.5
<i>18-44 years, 2005</i>						
Quarter 1	19	19	19	325,438	0.58	74,405.3
Quarter 2	15	15	15	326,238	0.46	76,386.2
Quarter 3	25	25	25	336,660	0.74	74,927.5
Quarter 4	*****	*****	*****	*****	0.32	72,371.9
<i>18-44 years, 2006</i>						
Quarter 1	*****	*****	*****	*****	0.35	64,796.7
Quarter 2	*****	*****	*****	*****	0.32	65,753.2
Quarter 3	18	18	18	282,492	0.64	66,514.8
Quarter 4	*****	*****	*****	*****	0.14	66,070.5

**Table 4. Summary of Loop Diuretic Users in the Sentinel Distributed Database (SDD) between January 1, 2000 and March 31, 2021, Cross-Stratified by Year-Quarter and Age (Years)**

	New Users	New Episodes	Adjusted Dispensings	Eligible Members <sup>1</sup>	New Users per 10,000 Eligible Members <sup>1</sup>	Eligible Member-Years <sup>1</sup>
<i>18-44 years, 2007</i>						
Quarter 1	63	63	63	3,410,963	0.18	785,171.4
Quarter 2	69	69	69	3,430,086	0.20	797,951.4
Quarter 3	70	70	70	3,466,879	0.20	806,966.1
Quarter 4	48	48	48	3,532,522	0.14	834,235.1
<i>18-44 years, 2008</i>						
Quarter 1	56	56	56	4,078,849	0.14	929,585.2
Quarter 2	75	75	75	4,137,014	0.18	932,877.1
Quarter 3	68	68	68	4,151,830	0.16	942,231.9
Quarter 4	50	50	50	10,223,680	0.05	962,095.2
<i>18-44 years, 2009</i>						
Quarter 1	142	142	142	9,615,026	0.15	2,193,085.8
Quarter 2	159	159	159	9,562,598	0.17	2,216,397.7
Quarter 3	154	154	154	9,722,525	0.16	2,248,154.1
Quarter 4	89	89	89	9,488,202	0.09	2,245,438.8
<i>18-44 years, 2010</i>						
Quarter 1	108	108	108	9,249,319	0.12	2,129,016.5
Quarter 2	162	162	162	9,151,283	0.18	2,132,514.9
Quarter 3	121	121	121	9,185,101	0.13	2,134,827.5
Quarter 4	82	82	82	8,908,371	0.09	2,114,398.6
<i>18-44 years, 2011</i>						
Quarter 1	157	157	157	9,603,014	0.16	2,220,520.3
Quarter 2	216	216	216	9,608,584	0.22	2,244,387.7
Quarter 3	189	189	189	9,747,123	0.19	2,272,209.9
Quarter 4	135	135	135	9,617,249	0.14	2,286,308.9
<i>18-44 years, 2012</i>						
Quarter 1	178	178	178	9,615,488	0.19	2,205,200.2
Quarter 2	188	188	188	9,733,127	0.19	2,209,530.6
Quarter 3	153	153	153	9,924,863	0.15	2,242,669.1
Quarter 4	129	129	129	10,228,048	0.13	2,257,794.6
<i>18-44 years, 2013</i>						
Quarter 1	143	143	143	9,456,114	0.15	2,190,804.4
Quarter 2	177	177	177	9,443,256	0.19	2,210,968.7
Quarter 3	167	167	167	9,599,119	0.17	2,243,466.0
Quarter 4	137	137	137	9,371,323	0.15	2,230,524.4
<i>18-44 years, 2014</i>						
Quarter 1	145	145	145	10,228,523	0.14	2,378,781.7
Quarter 2	193	193	193	10,212,283	0.19	2,392,809.6
Quarter 3	193	193	193	10,398,388	0.19	2,434,802.5
Quarter 4	128	128	128	10,288,658	0.12	2,438,002.1

**Table 4. Summary of Loop Diuretic Users in the Sentinel Distributed Database (SDD) between January 1, 2000 and March 31, 2021, Cross-Stratified by Year-Quarter and Age (Years)**

	New Users	New Episodes	Adjusted Dispensings	Eligible Members <sup>1</sup>	New Users per 10,000 Eligible Members <sup>1</sup>	Eligible Member-Years <sup>1</sup>
<i>18-44 years, 2015</i>						
Quarter 1	161	161	161	10,691,563	0.15	2,487,856.0
Quarter 2	190	190	190	10,812,436	0.18	2,537,711.7
Quarter 3	167	167	167	10,950,943	0.15	2,572,394.3
Quarter 4	150	150	150	10,842,893	0.14	2,571,226.0
<i>18-44 years, 2016</i>						
Quarter 1	158	158	158	11,069,052	0.14	2,554,812.8
Quarter 2	183	183	183	11,195,894	0.16	2,563,746.3
Quarter 3	167	167	167	11,367,003	0.15	2,592,274.9
Quarter 4	156	156	156	12,551,867	0.12	2,606,297.5
<i>18-44 years, 2017</i>						
Quarter 1	156	156	156	11,040,254	0.14	2,563,773.9
Quarter 2	197	197	197	11,056,616	0.18	2,591,079.4
Quarter 3	168	168	168	11,162,178	0.15	2,620,851.4
Quarter 4	135	135	135	11,156,522	0.12	2,645,592.4
<i>18-44 years, 2018</i>						
Quarter 1	153	153	153	11,020,487	0.14	2,566,897.1
Quarter 2	205	205	205	10,995,487	0.19	2,579,598.8
Quarter 3	159	159	159	11,058,177	0.14	2,592,256.4
Quarter 4	166	166	166	10,924,909	0.15	2,594,342.7
<i>18-44 years, 2019</i>						
Quarter 1	175	175	175	10,704,926	0.16	2,496,961.9
Quarter 2	210	210	210	10,737,888	0.20	2,518,872.8
Quarter 3	204	204	204	10,874,993	0.19	2,546,766.9
Quarter 4	168	168	168	10,717,417	0.16	2,550,150.6
<i>18-44 years, 2020</i>						
Quarter 1	177	177	177	10,331,326	0.17	2,396,070.0
Quarter 2	168	168	168	10,398,901	0.16	2,398,889.1
Quarter 3	196	196	196	10,624,700	0.18	2,426,162.2
Quarter 4	171	171	171	11,398,044	0.15	2,424,356.3
<i>18-44 years, 2021</i>						
Quarter 1	154	154	154	5,077,066	0.30	1,172,293.4
<i>45-64 years, 2000</i>						
Quarter 1	0	0	0	0	NaN	0.0
Quarter 2	0	0	0	0	NaN	0.0
Quarter 3	0	0	0	0	NaN	0.0
Quarter 4	0	0	0	160,601	0.00	439.7

**Table 4. Summary of Loop Diuretic Users in the Sentinel Distributed Database (SDD) between January 1, 2000 and March 31, 2021, Cross-Stratified by Year-Quarter and Age (Years)**

	New Users	New Episodes	Adjusted Dispensings	Eligible Members <sup>1</sup>	New Users per 10,000 Eligible Members <sup>1</sup>	Eligible Member-Years <sup>1</sup>
<i>45-64 years, 2001</i>						
Quarter 1	41	41	41	171,268	2.39	40,043.0
Quarter 2	53	53	53	173,186	3.06	40,917.8
Quarter 3	34	34	34	175,750	1.93	41,902.1
Quarter 4	51	51	51	177,694	2.87	42,534.0
<i>45-64 years, 2002</i>						
Quarter 1	39	39	39	175,490	2.22	40,997.1
Quarter 2	82	82	82	179,864	4.56	41,697.8
Quarter 3	56	56	56	179,572	3.12	42,667.3
Quarter 4	35	35	35	179,670	1.95	41,316.8
<i>45-64 years, 2003</i>						
Quarter 1	54	54	54	168,917	3.20	39,319.1
Quarter 2	59	59	59	169,856	3.47	39,523.8
Quarter 3	61	61	61	168,284	3.62	40,057.7
Quarter 4	45	45	45	166,710	2.70	39,837.8
<i>45-64 years, 2004</i>						
Quarter 1	40	40	40	167,606	2.39	39,269.2
Quarter 2	57	57	57	167,323	3.41	39,100.7
Quarter 3	56	56	56	167,657	3.34	39,444.7
Quarter 4	52	52	52	167,534	3.10	39,532.9
<i>45-64 years, 2005</i>						
Quarter 1	48	48	48	168,533	2.85	38,829.9
Quarter 2	51	51	51	168,585	3.03	39,510.4
Quarter 3	25	25	25	169,953	1.47	35,248.5
Quarter 4	19	19	19	128,588	1.48	29,689.6
<i>45-64 years, 2006</i>						
Quarter 1	12	12	12	94,689	1.27	20,638.5
Quarter 2	17	17	17	87,346	1.95	20,164.2
Quarter 3	11	11	11	86,601	1.27	20,273.9
Quarter 4	16	16	16	85,398	1.87	19,645.9
<i>45-64 years, 2007</i>						
Quarter 1	188	188	188	2,473,442	0.76	574,335.1
Quarter 2	192	192	192	2,498,548	0.77	586,131.2
Quarter 3	209	209	209	2,503,700	0.83	593,076.8
Quarter 4	161	161	161	2,604,516	0.62	619,656.2
<i>45-64 years, 2008</i>						
Quarter 1	200	200	200	3,104,930	0.64	716,846.0
Quarter 2	249	249	249	3,163,679	0.79	724,437.2
Quarter 3	229	229	229	3,155,030	0.73	735,155.7
Quarter 4	172	172	172	7,391,269	0.23	751,564.5

**Table 4. Summary of Loop Diuretic Users in the Sentinel Distributed Database (SDD) between January 1, 2000 and March 31, 2021, Cross-Stratified by Year-Quarter and Age (Years)**

	New Users	New Episodes	Adjusted Dispensings	Eligible Members <sup>1</sup>	New Users per 10,000 Eligible Members <sup>1</sup>	Eligible Member-Years <sup>1</sup>
<i>45-64 years, 2009</i>						
Quarter 1	425	425	425	7,027,131	0.60	1,615,073.7
Quarter 2	533	533	533	7,004,691	0.76	1,633,225.3
Quarter 3	498	498	498	7,041,970	0.71	1,656,865.0
Quarter 4	380	380	380	7,003,136	0.54	1,662,078.5
<i>45-64 years, 2010</i>						
Quarter 1	351	351	351	6,846,344	0.51	1,580,008.1
Quarter 2	483	483	483	6,813,876	0.71	1,593,054.0
Quarter 3	399	399	399	6,783,978	0.59	1,601,136.3
Quarter 4	314	314	314	6,711,791	0.47	1,595,230.8
<i>45-64 years, 2011</i>						
Quarter 1	726	726	726	8,493,015	0.85	1,968,800.4
Quarter 2	920	920	920	8,517,227	1.08	1,995,264.8
Quarter 3	824	824	824	8,550,359	0.96	2,021,158.5
Quarter 4	659	659	659	8,537,033	0.77	2,028,750.9
<i>45-64 years, 2012</i>						
Quarter 1	722	722	722	8,469,988	0.85	1,956,186.8
Quarter 2	792	792	792	8,539,945	0.93	1,959,024.6
Quarter 3	748	748	748	8,521,671	0.88	1,984,571.7
Quarter 4	644	644	644	8,922,589	0.72	1,994,845.0
<i>45-64 years, 2013</i>						
Quarter 1	669	669	669	8,417,324	0.79	1,953,373.3
Quarter 2	832	832	832	8,428,967	0.99	1,975,954.0
Quarter 3	764	764	764	8,471,338	0.90	2,007,829.9
Quarter 4	631	631	631	8,445,570	0.75	2,008,038.3
<i>45-64 years, 2014</i>						
Quarter 1	693	693	693	9,138,701	0.76	2,124,059.2
Quarter 2	915	915	915	9,082,610	1.01	2,128,964.9
Quarter 3	759	759	759	9,116,508	0.83	2,157,994.7
Quarter 4	655	655	655	9,083,951	0.72	2,150,841.4
<i>45-64 years, 2015</i>						
Quarter 1	800	800	800	9,429,498	0.85	2,190,977.9
Quarter 2	920	920	920	9,530,601	0.97	2,235,875.4
Quarter 3	874	874	874	9,544,699	0.92	2,264,753.7
Quarter 4	747	747	747	9,566,815	0.78	2,265,761.0
<i>45-64 years, 2016</i>						
Quarter 1	860	860	860	9,806,811	0.88	2,269,842.3
Quarter 2	910	910	910	9,835,850	0.93	2,270,491.5
Quarter 3	858	858	858	9,819,089	0.87	2,293,164.3
Quarter 4	782	782	782	10,895,991	0.72	2,302,758.7



**Table 4. Summary of Loop Diuretic Users in the Sentinel Distributed Database (SDD) between January 1, 2000 and March 31, 2021, Cross-Stratified by Year-Quarter and Age (Years)**

	New Users	New Episodes	Adjusted Dispensings	Eligible Members <sup>1</sup>	New Users per 10,000 Eligible Members <sup>1</sup>	Eligible Member-Years <sup>1</sup>
<i>45-64 years, 2017</i>						
Quarter 1	829	829	829	9,687,464	0.86	2,247,840.2
Quarter 2	914	914	914	9,665,534	0.95	2,266,719.8
Quarter 3	900	900	900	9,638,086	0.93	2,285,800.1
Quarter 4	791	791	791	9,684,360	0.82	2,290,952.8
<i>45-64 years, 2018</i>						
Quarter 1	901	901	901	9,493,272	0.95	2,207,932.2
Quarter 2	1,016	1,016	1,016	9,448,082	1.08	2,214,414.7
Quarter 3	960	960	960	9,377,457	1.02	2,220,369.9
Quarter 4	907	907	907	9,342,204	0.97	2,213,420.5
<i>45-64 years, 2019</i>						
Quarter 1	931	931	931	9,129,868	1.02	2,123,053.7
Quarter 2	1,064	1,064	1,064	9,090,542	1.17	2,127,346.1
Quarter 3	964	964	964	9,042,992	1.07	2,137,030.3
Quarter 4	914	914	914	8,973,211	1.02	2,128,912.8
<i>45-64 years, 2020</i>						
Quarter 1	987	987	987	8,813,322	1.12	2,045,518.4
Quarter 2	1,022	1,022	1,022	8,819,033	1.16	2,047,715.0
Quarter 3	1,098	1,098	1,098	8,868,271	1.24	2,063,974.8
Quarter 4	971	971	971	9,527,667	1.02	2,056,432.5
<i>45-64 years, 2021</i>						
Quarter 1	878	878	878	5,170,183	1.70	1,166,011.3
<i>65-74 years, 2000</i>						
Quarter 1	0	0	0	0	NaN	0.0
Quarter 2	0	0	0	0	NaN	0.0
Quarter 3	0	0	0	0	NaN	0.0
Quarter 4	0	0	0	41,801	0.00	114.4
<i>65-74 years, 2001</i>						
Quarter 1	15	15	15	45,763	3.28	10,443.1
Quarter 2	25	25	25	46,119	5.42	10,646.7
Quarter 3	29	29	29	46,414	6.25	10,860.9
Quarter 4	19	19	19	46,539	4.08	10,971.0
<i>65-74 years, 2002</i>						
Quarter 1	19	19	19	46,580	4.08	10,665.6
Quarter 2	32	32	32	47,255	6.77	10,866.4
Quarter 3	29	29	29	47,925	6.05	11,149.5
Quarter 4	17	17	17	47,431	3.58	11,016.0

**Table 4. Summary of Loop Diuretic Users in the Sentinel Distributed Database (SDD) between January 1, 2000 and March 31, 2021, Cross-Stratified by Year-Quarter and Age (Years)**

	New Users	New Episodes	Adjusted Dispensings	Eligible Members <sup>1</sup>	New Users per 10,000 Eligible Members <sup>1</sup>	Eligible Member-Years <sup>1</sup>
<i>65-74 years, 2003</i>						
Quarter 1	16	16	16	46,770	3.42	10,666.9
Quarter 2	23	23	23	45,631	5.04	10,300.0
Quarter 3	22	22	22	45,031	4.89	10,443.2
Quarter 4	19	19	19	44,704	4.25	10,409.2
<i>65-74 years, 2004</i>						
Quarter 1	26	26	26	44,752	5.81	10,219.4
Quarter 2	22	22	22	44,619	4.93	10,144.0
Quarter 3	25	25	25	44,277	5.65	10,108.6
Quarter 4	20	20	20	43,456	4.60	10,002.9
<i>65-74 years, 2005</i>						
Quarter 1	17	17	17	43,050	3.95	9,637.5
Quarter 2	16	16	16	42,390	3.77	9,629.6
Quarter 3	12	12	12	42,609	2.82	8,874.8
Quarter 4	*****	*****	*****	*****	2.01	7,978.4
<i>65-74 years, 2006</i>						
Quarter 1	0	0	0	0	NaN	0.0
Quarter 2	0	0	0	0	NaN	0.0
Quarter 3	0	0	0	0	NaN	0.0
Quarter 4	0	0	0	0	NaN	0.0
<i>65-74 years, 2007</i>						
Quarter 1	43	43	43	284,555	1.51	62,901.7
Quarter 2	57	57	57	312,817	1.82	69,172.7
Quarter 3	48	48	48	317,494	1.51	73,250.0
Quarter 4	65	65	65	326,211	1.99	75,452.1
<i>65-74 years, 2008</i>						
Quarter 1	123	123	123	699,971	1.76	155,516.1
Quarter 2	132	132	132	704,704	1.87	160,208.2
Quarter 3	101	101	101	706,742	1.43	163,468.6
Quarter 4	94	94	94	1,148,674	0.82	165,778.4
<i>65-74 years, 2009</i>						
Quarter 1	211	211	211	1,073,225	1.97	241,715.7
Quarter 2	217	217	217	1,082,329	2.00	248,093.9
Quarter 3	174	174	174	1,091,263	1.59	253,077.8
Quarter 4	137	137	137	1,088,878	1.26	253,942.8
<i>65-74 years, 2010</i>						
Quarter 1	146	146	146	1,063,784	1.37	240,522.0
Quarter 2	178	178	178	1,060,514	1.68	244,249.2
Quarter 3	186	186	186	1,061,556	1.75	246,630.8
Quarter 4	177	177	177	1,054,503	1.68	246,397.0

**Table 4. Summary of Loop Diuretic Users in the Sentinel Distributed Database (SDD) between January 1, 2000 and March 31, 2021, Cross-Stratified by Year-Quarter and Age (Years)**

	New Users	New Episodes	Adjusted Dispensings	Eligible Members <sup>1</sup>	New Users per 10,000 Eligible Members <sup>1</sup>	Eligible Member-Years <sup>1</sup>
<i>65-74 years, 2011</i>						
Quarter 1	995	995	995	4,758,654	2.09	1,089,702.4
Quarter 2	1,145	1,145	1,145	4,793,926	2.39	1,107,228.9
Quarter 3	986	986	986	4,833,536	2.04	1,126,612.7
Quarter 4	824	824	824	4,837,124	1.70	1,132,234.6
<i>65-74 years, 2012</i>						
Quarter 1	1,040	1,040	1,040	5,091,298	2.04	1,163,694.6
Quarter 2	1,123	1,123	1,123	5,145,151	2.18	1,168,347.5
Quarter 3	964	964	964	5,195,054	1.86	1,192,896.7
Quarter 4	914	914	914	5,686,457	1.61	1,207,264.3
<i>65-74 years, 2013</i>						
Quarter 1	1,001	1,001	1,001	5,419,084	1.85	1,235,632.3
Quarter 2	1,229	1,229	1,229	5,467,159	2.25	1,257,860.4
Quarter 3	1,050	1,050	1,050	5,523,672	1.90	1,285,008.0
Quarter 4	996	996	996	5,526,923	1.80	1,292,755.8
<i>65-74 years, 2014</i>						
Quarter 1	1,144	1,144	1,144	6,299,683	1.82	1,441,405.1
Quarter 2	1,456	1,456	1,456	6,364,072	2.29	1,464,524.1
Quarter 3	1,170	1,170	1,170	6,402,978	1.83	1,489,928.8
Quarter 4	1,050	1,050	1,050	6,402,020	1.64	1,496,959.8
<i>65-74 years, 2015</i>						
Quarter 1	1,150	1,150	1,150	6,670,984	1.72	1,526,589.2
Quarter 2	1,437	1,437	1,437	6,730,242	2.14	1,550,009.0
Quarter 3	1,237	1,237	1,237	6,807,237	1.82	1,582,124.9
Quarter 4	1,262	1,262	1,262	6,829,047	1.85	1,595,083.3
<i>65-74 years, 2016</i>						
Quarter 1	1,371	1,371	1,371	7,186,102	1.91	1,641,052.2
Quarter 2	1,446	1,446	1,446	7,278,815	1.99	1,649,289.8
Quarter 3	1,421	1,421	1,421	7,342,689	1.94	1,685,819.4
Quarter 4	1,262	1,262	1,262	7,821,014	1.61	1,703,044.1
<i>65-74 years, 2017</i>						
Quarter 1	1,444	1,444	1,444	7,402,495	1.95	1,689,995.8
Quarter 2	1,603	1,603	1,603	7,434,322	2.16	1,712,705.6
Quarter 3	1,452	1,452	1,452	7,503,993	1.93	1,746,177.1
Quarter 4	1,376	1,376	1,376	7,516,358	1.83	1,752,762.5
<i>65-74 years, 2018</i>						
Quarter 1	1,575	1,575	1,575	7,643,168	2.06	1,745,204.0
Quarter 2	1,736	1,736	1,736	7,668,244	2.26	1,764,876.4
Quarter 3	1,585	1,585	1,585	7,726,462	2.05	1,796,708.1
Quarter 4	1,545	1,545	1,545	7,736,294	2.00	1,806,309.2

**Table 4. Summary of Loop Diuretic Users in the Sentinel Distributed Database (SDD) between January 1, 2000 and March 31, 2021, Cross-Stratified by Year-Quarter and Age (Years)**

	New Users	New Episodes	Adjusted Dispensings	Eligible Members <sup>1</sup>	New Users per 10,000 Eligible Members <sup>1</sup>	Eligible Member-Years <sup>1</sup>
<i>65-74 years, 2019</i>						
Quarter 1	1,709	1,709	1,709	7,785,536	2.20	1,779,148.8
Quarter 2	1,950	1,950	1,950	7,818,083	2.49	1,799,196.2
Quarter 3	1,754	1,754	1,754	7,893,165	2.22	1,834,556.9
Quarter 4	1,703	1,703	1,703	7,890,150	2.16	1,845,249.0
<i>65-74 years, 2020</i>						
Quarter 1	1,902	1,902	1,902	8,146,094	2.33	1,858,113.1
Quarter 2	1,815	1,815	1,815	8,300,627	2.19	1,906,248.5
Quarter 3	2,100	2,100	2,100	8,553,450	2.46	1,959,648.4
Quarter 4	1,899	1,899	1,899	9,236,105	2.06	1,983,533.9
<i>65-74 years, 2021</i>						
Quarter 1	1,879	1,879	1,879	7,790,459	2.41	1,702,514.9
<i>75-84 years, 2000</i>						
Quarter 1	0	0	0	0	NaN	0.0
Quarter 2	0	0	0	0	NaN	0.0
Quarter 3	0	0	0	0	NaN	0.0
Quarter 4	0	0	0	18,727	0.00	51.3
<i>75-84 years, 2001</i>						
Quarter 1	17	17	17	21,066	8.07	4,728.9
Quarter 2	*****	*****	*****	*****	4.30	4,778.7
Quarter 3	18	18	18	21,014	8.57	4,842.3
Quarter 4	13	13	13	20,912	6.22	4,858.2
<i>75-84 years, 2002</i>						
Quarter 1	16	16	16	21,014	7.61	4,724.5
Quarter 2	17	17	17	21,103	8.06	4,786.2
Quarter 3	20	20	20	21,267	9.40	4,869.0
Quarter 4	14	14	14	21,118	6.63	4,880.7
<i>75-84 years, 2003</i>						
Quarter 1	11	11	11	21,118	5.21	4,749.6
Quarter 2	15	15	15	20,888	7.18	4,713.3
Quarter 3	12	12	12	20,701	5.80	4,744.0
Quarter 4	*****	*****	*****	*****	1.46	4,760.8
<i>75-84 years, 2004</i>						
Quarter 1	17	17	17	20,657	8.23	4,622.7
Quarter 2	*****	*****	*****	*****	3.46	4,536.8
Quarter 3	15	15	15	20,183	7.43	4,569.9
Quarter 4	13	13	13	20,095	6.47	4,581.9

**Table 4. Summary of Loop Diuretic Users in the Sentinel Distributed Database (SDD) between January 1, 2000 and March 31, 2021, Cross-Stratified by Year-Quarter and Age (Years)**

	New Users	New Episodes	Adjusted Dispensings	Eligible Members <sup>1</sup>	New Users per 10,000 Eligible Members <sup>1</sup>	Eligible Member-Years <sup>1</sup>
<i>75-84 years, 2005</i>						
Quarter 1	*****	*****	*****	*****	3.95	4,492.7
Quarter 2	*****	*****	*****	*****	3.97	4,551.2
Quarter 3	*****	*****	*****	*****	3.90	4,503.8
Quarter 4	*****	*****	*****	*****	3.12	4,426.8
<i>75-84 years, 2006</i>						
Quarter 1	0	0	0	0	NaN	0.0
Quarter 2	0	0	0	0	NaN	0.0
Quarter 3	0	0	0	0	NaN	0.0
Quarter 4	0	0	0	0	NaN	0.0
<i>75-84 years, 2007</i>						
Quarter 1	42	42	42	131,911	3.18	29,020.8
Quarter 2	67	67	67	147,309	4.55	32,227.2
Quarter 3	41	41	41	148,362	2.76	34,247.3
Quarter 4	45	45	45	150,684	2.99	34,832.3
<i>75-84 years, 2008</i>						
Quarter 1	82	82	82	345,068	2.38	76,899.1
Quarter 2	104	104	104	343,574	3.03	78,357.7
Quarter 3	93	93	93	342,955	2.71	79,296.7
Quarter 4	89	89	89	529,724	1.68	79,903.8
<i>75-84 years, 2009</i>						
Quarter 1	162	162	162	503,153	3.22	113,266.3
Quarter 2	156	156	156	508,209	3.07	115,832.1
Quarter 3	148	148	148	509,692	2.90	117,723.2
Quarter 4	111	111	111	508,812	2.18	117,883.2
<i>75-84 years, 2010</i>						
Quarter 1	126	126	126	498,705	2.53	112,253.7
Quarter 2	152	152	152	498,227	3.05	113,786.6
Quarter 3	142	142	142	499,535	2.84	115,320.6
Quarter 4	125	125	125	498,791	2.51	115,581.7
<i>75-84 years, 2011</i>						
Quarter 1	958	958	958	2,876,439	3.33	650,805.3
Quarter 2	1,160	1,160	1,160	2,887,081	4.02	657,891.1
Quarter 3	871	871	871	2,887,303	3.02	665,076.5
Quarter 4	855	855	855	2,876,457	2.97	665,413.5
<i>75-84 years, 2012</i>						
Quarter 1	968	968	968	2,972,810	3.26	677,136.1
Quarter 2	1,012	1,012	1,012	2,983,002	3.39	676,441.9
Quarter 3	871	871	871	2,988,363	2.91	685,403.4
Quarter 4	858	858	858	3,184,865	2.69	687,858.9

**Table 4. Summary of Loop Diuretic Users in the Sentinel Distributed Database (SDD) between January 1, 2000 and March 31, 2021, Cross-Stratified by Year-Quarter and Age (Years)**

	New Users	New Episodes	Adjusted Dispensings	Eligible Members <sup>1</sup>	New Users per 10,000 Eligible Members <sup>1</sup>	Eligible Member-Years <sup>1</sup>
<i>75-84 years, 2013</i>						
Quarter 1	997	997	997	3,079,830	3.24	694,469.7
Quarter 2	1,138	1,138	1,138	3,089,731	3.68	701,463.0
Quarter 3	967	967	967	3,094,339	3.13	711,016.0
Quarter 4	860	860	860	3,086,235	2.79	712,373.2
<i>75-84 years, 2014</i>						
Quarter 1	1,080	1,080	1,080	3,467,517	3.11	783,931.9
Quarter 2	1,319	1,319	1,319	3,494,757	3.77	792,753.8
Quarter 3	1,114	1,114	1,114	3,482,894	3.20	799,359.9
Quarter 4	973	973	973	3,471,230	2.80	800,439.6
<i>75-84 years, 2015</i>						
Quarter 1	1,099	1,099	1,099	3,543,961	3.10	800,128.9
Quarter 2	1,338	1,338	1,338	3,559,861	3.76	807,457.1
Quarter 3	1,205	1,205	1,205	3,571,306	3.37	818,267.6
Quarter 4	1,058	1,058	1,058	3,570,873	2.96	822,021.7
<i>75-84 years, 2016</i>						
Quarter 1	1,225	1,225	1,225	3,648,567	3.36	829,558.7
Quarter 2	1,320	1,320	1,320	3,688,375	3.58	832,361.9
Quarter 3	1,222	1,222	1,222	3,715,467	3.29	849,377.4
Quarter 4	1,121	1,121	1,121	3,875,914	2.89	856,582.1
<i>75-84 years, 2017</i>						
Quarter 1	1,298	1,298	1,298	3,730,248	3.48	839,631.3
Quarter 2	1,419	1,419	1,419	3,749,134	3.78	850,767.1
Quarter 3	1,292	1,292	1,292	3,779,182	3.42	865,883.7
Quarter 4	1,283	1,283	1,283	3,816,298	3.36	875,077.8
<i>75-84 years, 2018</i>						
Quarter 1	1,392	1,392	1,392	3,860,337	3.61	868,269.4
Quarter 2	1,624	1,624	1,624	3,895,810	4.17	882,317.6
Quarter 3	1,462	1,462	1,462	3,920,693	3.73	898,262.6
Quarter 4	1,458	1,458	1,458	3,936,434	3.70	905,455.4
<i>75-84 years, 2019</i>						
Quarter 1	1,519	1,519	1,519	3,928,799	3.87	885,064.6
Quarter 2	1,848	1,848	1,848	3,949,424	4.68	894,326.5
Quarter 3	1,662	1,662	1,662	3,966,417	4.19	908,491.3
Quarter 4	1,553	1,553	1,553	3,963,272	3.92	912,561.8
<i>75-84 years, 2020</i>						
Quarter 1	1,673	1,673	1,673	4,020,474	4.16	911,870.6
Quarter 2	1,543	1,543	1,543	4,099,315	3.76	938,752.8
Quarter 3	1,761	1,761	1,761	4,231,558	4.16	962,824.4
Quarter 4	1,741	1,741	1,741	4,484,887	3.88	974,707.6

**Table 4. Summary of Loop Diuretic Users in the Sentinel Distributed Database (SDD) between January 1, 2000 and March 31, 2021, Cross-Stratified by Year-Quarter and Age (Years)**

	New Users	New Episodes	Adjusted Dispensings	Eligible Members <sup>1</sup>	New Users per 10,000 Eligible Members <sup>1</sup>	Eligible Member-Years <sup>1</sup>
<i>75-84 years, 2021</i>						
Quarter 1	1,739	1,739	1,739	3,945,124	4.41	845,391.9
<i>≥ 85 years, 2000</i>						
Quarter 1	0	0	0	0	NaN	0.0
Quarter 2	0	0	0	0	NaN	0.0
Quarter 3	0	0	0	0	NaN	0.0
Quarter 4	0	0	0	9,304	0.00	25.5
<i>≥ 85 years, 2001</i>						
Quarter 1	*****	*****	*****	*****	6.46	2,412.7
Quarter 2	*****	*****	*****	*****	2.82	2,414.3
Quarter 3	*****	*****	*****	*****	4.72	2,427.2
Quarter 4	*****	*****	*****	*****	2.86	2,413.2
<i>≥ 85 years, 2002</i>						
Quarter 1	*****	*****	*****	*****	3.83	2,319.8
Quarter 2	*****	*****	*****	*****	7.78	2,310.5
Quarter 3	*****	*****	*****	*****	5.85	2,332.7
Quarter 4	*****	*****	*****	*****	3.95	2,311.3
<i>≥ 85 years, 2003</i>						
Quarter 1	*****	*****	*****	*****	6.98	2,223.5
Quarter 2	*****	*****	*****	*****	3.04	2,214.8
Quarter 3	*****	*****	*****	*****	4.09	2,234.0
Quarter 4	*****	*****	*****	*****	4.14	2,204.9
<i>≥ 85 years, 2004</i>						
Quarter 1	*****	*****	*****	*****	7.29	2,092.6
Quarter 2	*****	*****	*****	*****	4.40	2,024.5
Quarter 3	*****	*****	*****	*****	4.42	2,027.8
Quarter 4	*****	*****	*****	*****	5.60	2,001.8
<i>≥ 85 years, 2005</i>						
Quarter 1	*****	*****	*****	*****	4.53	1,924.1
Quarter 2	*****	*****	*****	*****	5.75	1,932.9
Quarter 3	*****	*****	*****	*****	4.51	1,984.9
Quarter 4	*****	*****	*****	*****	3.38	2,013.2
<i>≥ 85 years, 2006</i>						
Quarter 1	0	0	0	0	NaN	0.0
Quarter 2	0	0	0	0	NaN	0.0
Quarter 3	0	0	0	0	NaN	0.0
Quarter 4	0	0	0	0	NaN	0.0

**Table 4. Summary of Loop Diuretic Users in the Sentinel Distributed Database (SDD) between January 1, 2000 and March 31, 2021, Cross-Stratified by Year-Quarter and Age (Years)**

	New Users	New Episodes	Adjusted Dispensings	Eligible Members <sup>1</sup>	New Users per 10,000 Eligible Members <sup>1</sup>	Eligible Member-Years <sup>1</sup>
<i>≥ 85 years, 2007</i>						
Quarter 1	24	24	24	42,479	5.65	9,256.1
Quarter 2	21	21	21	47,265	4.44	10,227.5
Quarter 3	19	19	19	47,547	4.00	10,868.3
Quarter 4	32	32	32	48,368	6.62	11,097.6
<i>≥ 85 years, 2008</i>						
Quarter 1	41	41	41	103,300	3.97	22,489.4
Quarter 2	52	52	52	102,954	5.05	23,214.6
Quarter 3	33	33	33	103,256	3.20	23,611.1
Quarter 4	41	41	41	165,897	2.47	23,975.0
<i>≥ 85 years, 2009</i>						
Quarter 1	69	69	69	160,955	4.29	35,915.9
Quarter 2	60	60	60	163,393	3.67	36,884.5
Quarter 3	69	69	69	165,277	4.17	37,849.4
Quarter 4	82	82	82	166,372	4.93	38,308.2
<i>≥ 85 years, 2010</i>						
Quarter 1	77	77	77	163,722	4.70	36,586.0
Quarter 2	63	63	63	165,105	3.82	37,316.8
Quarter 3	62	62	62	166,774	3.72	38,166.2
Quarter 4	56	56	56	167,640	3.34	38,501.3
<i>≥ 85 years, 2011</i>						
Quarter 1	634	634	634	1,235,224	5.13	277,105.5
Quarter 2	652	652	652	1,234,015	5.28	278,953.1
Quarter 3	519	519	519	1,236,581	4.20	282,845.6
Quarter 4	496	496	496	1,236,396	4.01	284,300.4
<i>≥ 85 years, 2012</i>						
Quarter 1	603	603	603	1,280,473	4.71	288,887.4
Quarter 2	607	607	607	1,282,483	4.73	288,847.6
Quarter 3	501	501	501	1,286,447	3.89	293,351.4
Quarter 4	491	491	491	1,359,569	3.61	295,242.4
<i>≥ 85 years, 2013</i>						
Quarter 1	633	633	633	1,330,020	4.76	296,919.1
Quarter 2	654	654	654	1,326,024	4.93	298,943.8
Quarter 3	555	555	555	1,327,495	4.18	303,296.6
Quarter 4	603	603	603	1,325,305	4.55	304,216.1
<i>≥ 85 years, 2014</i>						
Quarter 1	654	654	654	1,482,338	4.41	332,422.4
Quarter 2	818	818	818	1,488,247	5.50	335,346.0
Quarter 3	682	682	682	1,480,462	4.61	337,946.0
Quarter 4	613	613	613	1,474,179	4.16	337,957.7



**Table 4. Summary of Loop Diuretic Users in the Sentinel Distributed Database (SDD) between January 1, 2000 and March 31, 2021, Cross-Stratified by Year-Quarter and Age (Years)**

	New Users	New Episodes	Adjusted Dispensings	Eligible Members <sup>1</sup>	New Users per 10,000 Eligible Members <sup>1</sup>	Eligible Member-Years <sup>1</sup>
<i>≥ 85 years, 2015</i>						
Quarter 1	774	774	774	1,490,151	5.19	333,221.0
Quarter 2	825	825	825	1,483,787	5.56	333,999.6
Quarter 3	699	699	699	1,482,744	4.71	337,726.7
Quarter 4	665	665	665	1,479,584	4.49	338,800.2
<i>≥ 85 years, 2016</i>						
Quarter 1	785	785	785	1,500,265	5.23	338,714.3
Quarter 2	884	884	884	1,503,561	5.88	337,451.2
Quarter 3	728	728	728	1,504,582	4.84	342,340.5
Quarter 4	725	725	725	1,548,665	4.68	343,643.1
<i>≥ 85 years, 2017</i>						
Quarter 1	791	791	791	1,484,188	5.33	331,593.7
Quarter 2	889	889	889	1,474,056	6.03	332,413.2
Quarter 3	786	786	786	1,472,196	5.34	336,022.9
Quarter 4	741	741	741	1,471,883	5.03	336,651.2
<i>≥ 85 years, 2018</i>						
Quarter 1	887	887	887	1,471,348	6.03	328,497.8
Quarter 2	956	956	956	1,461,730	6.54	329,255.1
Quarter 3	846	846	846	1,455,253	5.81	332,069.1
Quarter 4	837	837	837	1,450,199	5.77	331,665.0
<i>≥ 85 years, 2019</i>						
Quarter 1	923	923	923	1,436,349	6.43	321,017.6
Quarter 2	1,038	1,038	1,038	1,430,262	7.26	321,411.7
Quarter 3	943	943	943	1,427,849	6.60	324,695.2
Quarter 4	916	916	916	1,422,117	6.44	325,205.8
<i>≥ 85 years, 2020</i>						
Quarter 1	959	959	959	1,433,583	6.69	322,347.1
Quarter 2	817	817	817	1,451,019	5.63	328,826.3
Quarter 3	974	974	974	1,489,747	6.54	336,517.7
Quarter 4	916	916	916	1,558,407	5.88	340,444.7
<i>≥ 85 years, 2021</i>						
Quarter 1	1,035	1,035	1,035	1,393,739	7.43	298,549.0
<b><i>Ethacrynic Acid</i></b>						
<i>18-44 years, 2000</i>						
Quarter 1	0	0	0	0	NaN	0.0
Quarter 2	0	0	0	0	NaN	0.0
Quarter 3	0	0	0	0	NaN	0.0
Quarter 4	0	0	0	371,959	0.00	1,018.4

**Table 4. Summary of Loop Diuretic Users in the Sentinel Distributed Database (SDD) between January 1, 2000 and March 31, 2021, Cross-Stratified by Year-Quarter and Age (Years)**

	New Users	New Episodes	Adjusted Dispensings	Eligible Members <sup>1</sup>	New Users per 10,000 Eligible Members <sup>1</sup>	Eligible Member-Years <sup>1</sup>
<i>18-44 years, 2001</i>						
Quarter 1	0	0	0	392,110	0.00	92,478.8
Quarter 2	*****	*****	*****	*****	0.03	94,978.5
Quarter 3	*****	*****	*****	*****	0.02	97,893.8
Quarter 4	0	0	0	412,091	0.00	99,586.6
<i>18-44 years, 2002</i>						
Quarter 1	0	0	0	388,415	0.00	91,825.8
Quarter 2	*****	*****	*****	*****	0.03	91,731.4
Quarter 3	0	0	0	385,479	0.00	92,725.3
Quarter 4	0	0	0	380,244	0.00	84,909.0
<i>18-44 years, 2003</i>						
Quarter 1	0	0	0	330,866	0.00	77,533.2
Quarter 2	0	0	0	325,368	0.00	76,055.4
Quarter 3	*****	*****	*****	*****	0.06	76,632.4
Quarter 4	0	0	0	319,499	0.00	76,204.9
<i>18-44 years, 2004</i>						
Quarter 1	0	0	0	324,684	0.00	75,403.7
Quarter 2	0	0	0	328,741	0.00	75,746.4
Quarter 3	0	0	0	330,196	0.00	76,318.1
Quarter 4	0	0	0	329,685	0.00	76,524.4
<i>18-44 years, 2005</i>						
Quarter 1	*****	*****	*****	*****	0.03	74,425.3
Quarter 2	0	0	0	326,341	0.00	76,408.0
Quarter 3	0	0	0	336,769	0.00	74,950.0
Quarter 4	0	0	0	308,629	0.00	72,394.3
<i>18-44 years, 2006</i>						
Quarter 1	0	0	0	283,860	0.00	64,813.2
Quarter 2	0	0	0	284,264	0.00	65,771.2
Quarter 3	0	0	0	282,583	0.00	66,534.0
Quarter 4	0	0	0	284,382	0.00	66,090.4
<i>18-44 years, 2007</i>						
Quarter 1	*****	*****	*****	*****	0.00	785,190.2
Quarter 2	0	0	0	3,430,174	0.00	797,971.3
Quarter 3	0	0	0	3,466,972	0.00	806,985.9
Quarter 4	*****	*****	*****	*****	0.00	834,256.5
<i>18-44 years, 2008</i>						
Quarter 1	*****	*****	*****	*****	0.01	929,607.5
Quarter 2	*****	*****	*****	*****	0.01	932,903.7
Quarter 3	*****	*****	*****	*****	0.00	942,261.8
Quarter 4	*****	*****	*****	*****	0.00	962,128.0

**Table 4. Summary of Loop Diuretic Users in the Sentinel Distributed Database (SDD) between January 1, 2000 and March 31, 2021, Cross-Stratified by Year-Quarter and Age (Years)**

	New Users	New Episodes	Adjusted Dispensings	Eligible Members <sup>1</sup>	New Users per 10,000 Eligible Members <sup>1</sup>	Eligible Member-Years <sup>1</sup>
<i>18-44 years, 2009</i>						
Quarter 1	*****	*****	*****	*****	0.01	2,193,119.8
Quarter 2	*****	*****	*****	*****	0.01	2,216,436.6
Quarter 3	*****	*****	*****	*****	0.01	2,248,193.2
Quarter 4	*****	*****	*****	*****	0.00	2,245,478.1
<i>18-44 years, 2010</i>						
Quarter 1	*****	*****	*****	*****	0.00	2,129,054.7
Quarter 2	*****	*****	*****	*****	0.00	2,132,561.5
Quarter 3	*****	*****	*****	*****	0.00	2,134,884.0
Quarter 4	*****	*****	*****	*****	0.01	2,114,459.6
<i>18-44 years, 2011</i>						
Quarter 1	*****	*****	*****	*****	0.01	2,220,572.5
Quarter 2	*****	*****	*****	*****	0.01	2,244,447.1
Quarter 3	*****	*****	*****	*****	0.01	2,272,278.6
Quarter 4	*****	*****	*****	*****	0.01	2,286,384.3
<i>18-44 years, 2012</i>						
Quarter 1	*****	*****	*****	*****	0.01	2,205,275.4
Quarter 2	*****	*****	*****	*****	0.01	2,209,612.5
Quarter 3	*****	*****	*****	*****	0.01	2,242,765.0
Quarter 4	*****	*****	*****	*****	0.01	2,257,900.1
<i>18-44 years, 2013</i>						
Quarter 1	*****	*****	*****	*****	0.01	2,190,907.0
Quarter 2	*****	*****	*****	*****	0.01	2,211,081.1
Quarter 3	*****	*****	*****	*****	0.00	2,243,588.1
Quarter 4	*****	*****	*****	*****	0.01	2,230,657.9
<i>18-44 years, 2014</i>						
Quarter 1	*****	*****	*****	*****	0.01	2,378,909.2
Quarter 2	*****	*****	*****	*****	0.01	2,392,940.0
Quarter 3	*****	*****	*****	*****	0.00	2,434,940.4
Quarter 4	*****	*****	*****	*****	0.01	2,438,148.6
<i>18-44 years, 2015</i>						
Quarter 1	*****	*****	*****	*****	0.01	2,487,996.8
Quarter 2	*****	*****	*****	*****	0.01	2,537,861.1
Quarter 3	*****	*****	*****	*****	0.01	2,572,551.8
Quarter 4	*****	*****	*****	*****	0.00	2,571,385.1
<i>18-44 years, 2016</i>						
Quarter 1	*****	*****	*****	*****	0.00	2,554,967.0
Quarter 2	*****	*****	*****	*****	0.00	2,563,902.8
Quarter 3	*****	*****	*****	*****	0.01	2,592,439.3
Quarter 4	*****	*****	*****	*****	0.00	2,606,464.6

**Table 4. Summary of Loop Diuretic Users in the Sentinel Distributed Database (SDD) between January 1, 2000 and March 31, 2021, Cross-Stratified by Year-Quarter and Age (Years)**

	New Users	New Episodes	Adjusted Dispensings	Eligible Members <sup>1</sup>	New Users per 10,000 Eligible Members <sup>1</sup>	Eligible Member-Years <sup>1</sup>
<i>18-44 years, 2017</i>						
Quarter 1	*****	*****	*****	*****	0.00	2,563,935.2
Quarter 2	*****	*****	*****	*****	0.00	2,591,243.9
Quarter 3	*****	*****	*****	*****	0.01	2,621,021.4
Quarter 4	*****	*****	*****	*****	0.00	2,645,766.6
<i>18-44 years, 2018</i>						
Quarter 1	25	25	25	11,021,262	0.02	2,567,067.9
Quarter 2	69	69	69	10,996,281	0.06	2,579,773.3
Quarter 3	21	21	21	11,058,998	0.02	2,592,440.6
Quarter 4	*****	*****	*****	*****	0.00	2,594,530.3
<i>18-44 years, 2019</i>						
Quarter 1	*****	*****	*****	*****	0.00	2,497,138.2
Quarter 2	*****	*****	*****	*****	0.00	2,519,048.5
Quarter 3	*****	*****	*****	*****	0.00	2,546,942.5
Quarter 4	*****	*****	*****	*****	0.00	2,550,324.9
<i>18-44 years, 2020</i>						
Quarter 1	*****	*****	*****	*****	0.00	2,396,225.9
Quarter 2	*****	*****	*****	*****	0.00	2,399,051.0
Quarter 3	0	0	0	10,625,465	0.00	2,426,332.9
Quarter 4	*****	*****	*****	*****	0.00	2,424,532.7
<i>18-44 years, 2021</i>						
Quarter 1	0	0	0	5,077,697	0.00	1,172,431.1
<i>45-64 years, 2000</i>						
Quarter 1	0	0	0	0	NaN	0.0
Quarter 2	0	0	0	0	NaN	0.0
Quarter 3	0	0	0	0	NaN	0.0
Quarter 4	0	0	0	160,601	0.00	439.7
<i>45-64 years, 2001</i>						
Quarter 1	0	0	0	171,268	0.00	40,043.0
Quarter 2	*****	*****	*****	*****	0.12	40,917.8
Quarter 3	*****	*****	*****	*****	0.11	41,902.1
Quarter 4	*****	*****	*****	*****	0.11	42,534.0
<i>45-64 years, 2002</i>						
Quarter 1	0	0	0	175,493	0.00	40,997.5
Quarter 2	*****	*****	*****	*****	0.11	41,700.2
Quarter 3	0	0	0	179,602	0.00	42,672.7
Quarter 4	0	0	0	179,718	0.00	41,325.9

**Table 4. Summary of Loop Diuretic Users in the Sentinel Distributed Database (SDD) between January 1, 2000 and March 31, 2021, Cross-Stratified by Year-Quarter and Age (Years)**

	New Users	New Episodes	Adjusted Dispensings	Eligible Members <sup>1</sup>	New Users per 10,000 Eligible Members <sup>1</sup>	Eligible Member-Years <sup>1</sup>
<i>45-64 years, 2003</i>						
Quarter 1	0	0	0	168,975	0.00	39,331.2
Quarter 2	0	0	0	169,923	0.00	39,538.2
Quarter 3	0	0	0	168,374	0.00	40,076.1
Quarter 4	*****	*****	*****	*****	0.06	39,860.8
<i>45-64 years, 2004</i>						
Quarter 1	0	0	0	167,734	0.00	39,296.1
Quarter 2	*****	*****	*****	*****	0.06	39,132.8
Quarter 3	*****	*****	*****	*****	0.06	39,482.0
Quarter 4	*****	*****	*****	*****	0.06	39,571.6
<i>45-64 years, 2005</i>						
Quarter 1	*****	*****	*****	*****	0.06	38,870.2
Quarter 2	*****	*****	*****	*****	0.06	39,555.8
Quarter 3	*****	*****	*****	*****	0.06	35,295.2
Quarter 4	*****	*****	*****	*****	0.08	29,735.7
<i>45-64 years, 2006</i>						
Quarter 1	*****	*****	*****	*****	0.32	20,664.5
Quarter 2	0	0	0	87,468	0.00	20,190.2
Quarter 3	0	0	0	86,748	0.00	20,305.3
Quarter 4	0	0	0	85,558	0.00	19,678.8
<i>45-64 years, 2007</i>						
Quarter 1	*****	*****	*****	*****	0.01	574,369.9
Quarter 2	*****	*****	*****	*****	0.02	586,167.7
Quarter 3	*****	*****	*****	*****	0.02	593,113.7
Quarter 4	*****	*****	*****	*****	0.05	619,697.0
<i>45-64 years, 2008</i>						
Quarter 1	*****	*****	*****	*****	0.02	716,890.0
Quarter 2	11	11	11	3,163,959	0.03	724,492.6
Quarter 3	*****	*****	*****	*****	0.04	735,225.2
Quarter 4	*****	*****	*****	*****	0.01	751,644.0
<i>45-64 years, 2009</i>						
Quarter 1	25	25	25	7,027,532	0.04	1,615,157.6
Quarter 2	25	25	25	7,005,157	0.04	1,633,322.8
Quarter 3	15	15	15	7,042,494	0.02	1,656,971.0
Quarter 4	29	29	29	7,003,673	0.04	1,662,195.0
<i>45-64 years, 2010</i>						
Quarter 1	15	15	15	6,846,927	0.02	1,580,128.9
Quarter 2	37	37	37	6,814,576	0.05	1,593,198.2
Quarter 3	24	24	24	6,784,793	0.04	1,601,309.9
Quarter 4	13	13	13	6,712,681	0.02	1,595,427.5

**Table 4. Summary of Loop Diuretic Users in the Sentinel Distributed Database (SDD) between January 1, 2000 and March 31, 2021, Cross-Stratified by Year-Quarter and Age (Years)**

	New Users	New Episodes	Adjusted Dispensings	Eligible Members <sup>1</sup>	New Users per 10,000 Eligible Members <sup>1</sup>	Eligible Member-Years <sup>1</sup>
<i>45-64 years, 2011</i>						
Quarter 1	*****	*****	*****	*****	0.03	1,968,990.2
Quarter 2	*****	*****	*****	*****	0.04	1,995,476.8
Quarter 3	*****	*****	*****	*****	0.04	2,021,390.9
Quarter 4	*****	*****	*****	*****	0.04	2,029,005.3
<i>45-64 years, 2012</i>						
Quarter 1	*****	*****	*****	*****	0.03	1,956,434.1
Quarter 2	*****	*****	*****	*****	0.04	1,959,303.6
Quarter 3	*****	*****	*****	*****	0.05	1,984,896.1
Quarter 4	*****	*****	*****	*****	0.05	1,995,218.7
<i>45-64 years, 2013</i>						
Quarter 1	*****	*****	*****	*****	0.03	1,953,767.4
Quarter 2	*****	*****	*****	*****	0.05	1,976,392.1
Quarter 3	*****	*****	*****	*****	0.04	2,008,309.5
Quarter 4	*****	*****	*****	*****	0.06	2,008,551.0
<i>45-64 years, 2014</i>						
Quarter 1	*****	*****	*****	*****	0.03	2,124,551.3
Quarter 2	*****	*****	*****	*****	0.03	2,129,486.3
Quarter 3	*****	*****	*****	*****	0.04	2,158,556.7
Quarter 4	*****	*****	*****	*****	0.02	2,151,435.4
<i>45-64 years, 2015</i>						
Quarter 1	*****	*****	*****	*****	0.02	2,191,566.1
Quarter 2	*****	*****	*****	*****	0.03	2,236,494.0
Quarter 3	*****	*****	*****	*****	0.02	2,265,408.9
Quarter 4	23	23	23	9,569,917	0.02	2,266,453.4
<i>45-64 years, 2016</i>						
Quarter 1	*****	*****	*****	*****	0.02	2,270,539.7
Quarter 2	*****	*****	*****	*****	0.02	2,271,210.2
Quarter 3	*****	*****	*****	*****	0.03	2,293,930.8
Quarter 4	*****	*****	*****	*****	0.01	2,303,561.1
<i>45-64 years, 2017</i>						
Quarter 1	*****	*****	*****	*****	0.02	2,248,626.7
Quarter 2	*****	*****	*****	*****	0.02	2,267,532.2
Quarter 3	*****	*****	*****	*****	0.01	2,286,641.4
Quarter 4	*****	*****	*****	*****	0.02	2,291,819.8
<i>45-64 years, 2018</i>						
Quarter 1	38	38	38	9,497,094	0.04	2,208,770.1
Quarter 2	83	83	83	9,452,033	0.09	2,215,278.0
Quarter 3	25	25	25	9,381,539	0.03	2,221,278.4
Quarter 4	*****	*****	*****	*****	0.01	2,214,357.0

**Table 4. Summary of Loop Diuretic Users in the Sentinel Distributed Database (SDD) between January 1, 2000 and March 31, 2021, Cross-Stratified by Year-Quarter and Age (Years)**

	New Users	New Episodes	Adjusted Dispensings	Eligible Members <sup>1</sup>	New Users per 10,000 Eligible Members <sup>1</sup>	Eligible Member-Years <sup>1</sup>
<i>45-64 years, 2019</i>						
Quarter 1	*****	*****	*****	*****	0.01	2,123,950.4
Quarter 2	*****	*****	*****	*****	0.02	2,128,251.9
Quarter 3	16	16	16	9,047,168	0.02	2,137,962.3
Quarter 4	*****	*****	*****	*****	0.01	2,129,874.8
<i>45-64 years, 2020</i>						
Quarter 1	*****	*****	*****	*****	0.01	2,046,409.1
Quarter 2	15	15	15	8,823,132	0.02	2,048,628.1
Quarter 3	*****	*****	*****	*****	0.01	2,064,920.6
Quarter 4	*****	*****	*****	*****	0.02	2,057,398.0
<i>45-64 years, 2021</i>						
Quarter 1	16	16	16	5,173,575	0.03	1,166,736.0
<i>65-74 years, 2000</i>						
Quarter 1	0	0	0	0	NaN	0.0
Quarter 2	0	0	0	0	NaN	0.0
Quarter 3	0	0	0	0	NaN	0.0
Quarter 4	0	0	0	41,801	0.00	114.4
<i>65-74 years, 2001</i>						
Quarter 1	*****	*****	*****	*****	0.44	10,443.1
Quarter 2	*****	*****	*****	*****	0.22	10,646.7
Quarter 3	0	0	0	46,414	0.00	10,860.9
Quarter 4	0	0	0	46,539	0.00	10,971.0
<i>65-74 years, 2002</i>						
Quarter 1	0	0	0	46,584	0.00	10,665.8
Quarter 2	0	0	0	47,260	0.00	10,867.2
Quarter 3	0	0	0	47,935	0.00	11,151.2
Quarter 4	0	0	0	47,443	0.00	11,018.1
<i>65-74 years, 2003</i>						
Quarter 1	0	0	0	46,785	0.00	10,669.2
Quarter 2	0	0	0	45,658	0.00	10,304.2
Quarter 3	0	0	0	45,068	0.00	10,450.6
Quarter 4	0	0	0	44,746	0.00	10,417.9
<i>65-74 years, 2004</i>						
Quarter 1	0	0	0	44,802	0.00	10,229.9
Quarter 2	*****	*****	*****	*****	0.22	10,156.4
Quarter 3	0	0	0	44,341	0.00	10,122.5
Quarter 4	0	0	0	43,527	0.00	10,017.4

**Table 4. Summary of Loop Diuretic Users in the Sentinel Distributed Database (SDD) between January 1, 2000 and March 31, 2021, Cross-Stratified by Year-Quarter and Age (Years)**

	New Users	New Episodes	Adjusted Dispensings	Eligible Members <sup>1</sup>	New Users per 10,000 Eligible Members <sup>1</sup>	Eligible Member-Years <sup>1</sup>
<i>65-74 years, 2005</i>						
Quarter 1	*****	*****	*****	*****	0.23	9,651.4
Quarter 2	0	0	0	42,466	0.00	9,645.8
Quarter 3	0	0	0	42,690	0.00	8,891.5
Quarter 4	0	0	0	34,884	0.00	7,995.9
<i>65-74 years, 2006</i>						
Quarter 1	0	0	0	0	NaN	0.0
Quarter 2	0	0	0	0	NaN	0.0
Quarter 3	0	0	0	0	NaN	0.0
Quarter 4	0	0	0	0	NaN	0.0
<i>65-74 years, 2007</i>						
Quarter 1	*****	*****	*****	*****	0.07	62,901.7
Quarter 2	0	0	0	312,817	0.00	69,172.7
Quarter 3	*****	*****	*****	*****	0.09	73,250.0
Quarter 4	*****	*****	*****	*****	0.15	75,452.1
<i>65-74 years, 2008</i>						
Quarter 1	*****	*****	*****	*****	0.07	155,516.3
Quarter 2	*****	*****	*****	*****	0.06	160,210.2
Quarter 3	*****	*****	*****	*****	0.03	163,474.8
Quarter 4	*****	*****	*****	*****	0.03	165,788.5
<i>65-74 years, 2009</i>						
Quarter 1	*****	*****	*****	*****	0.07	241,728.3
Quarter 2	*****	*****	*****	*****	0.09	248,109.8
Quarter 3	11	11	11	1,091,367	0.10	253,098.3
Quarter 4	*****	*****	*****	*****	0.03	253,968.2
<i>65-74 years, 2010</i>						
Quarter 1	*****	*****	*****	*****	0.08	240,549.6
Quarter 2	*****	*****	*****	*****	0.07	244,283.9
Quarter 3	*****	*****	*****	*****	0.07	246,674.1
Quarter 4	*****	*****	*****	*****	0.09	246,448.3
<i>65-74 years, 2011</i>						
Quarter 1	55	55	55	4,758,899	0.12	1,089,754.6
Quarter 2	45	45	45	4,794,215	0.09	1,107,287.2
Quarter 3	35	35	35	4,833,869	0.07	1,126,682.7
Quarter 4	24	24	24	4,837,489	0.05	1,132,312.9
<i>65-74 years, 2012</i>						
Quarter 1	49	49	49	5,091,738	0.10	1,163,779.8
Quarter 2	36	36	36	5,145,840	0.07	1,168,470.4
Quarter 3	40	40	40	5,196,026	0.08	1,193,081.7
Quarter 4	37	37	37	5,687,660	0.07	1,207,510.2



**Table 4. Summary of Loop Diuretic Users in the Sentinel Distributed Database (SDD) between January 1, 2000 and March 31, 2021, Cross-Stratified by Year-Quarter and Age (Years)**

	New Users	New Episodes	Adjusted Dispensings	Eligible Members <sup>1</sup>	New Users per 10,000 Eligible Members <sup>1</sup>	Eligible Member-Years <sup>1</sup>
<i>65-74 years, 2013</i>						
Quarter 1	54	54	54	5,420,423	0.10	1,235,900.9
Quarter 2	50	50	50	5,468,736	0.09	1,258,177.0
Quarter 3	57	57	57	5,525,472	0.10	1,285,385.3
Quarter 4	28	28	28	5,528,909	0.05	1,293,182.7
<i>65-74 years, 2014</i>						
Quarter 1	48	48	48	6,301,772	0.08	1,441,841.4
Quarter 2	45	45	45	6,366,309	0.07	1,464,993.7
Quarter 3	39	39	39	6,405,434	0.06	1,490,443.8
Quarter 4	43	43	43	6,404,656	0.07	1,497,523.4
<i>65-74 years, 2015</i>						
Quarter 1	29	29	29	6,673,756	0.04	1,527,165.1
Quarter 2	38	38	38	6,733,234	0.06	1,550,634.6
Quarter 3	30	30	30	6,810,521	0.04	1,582,814.5
Quarter 4	26	26	26	6,832,477	0.04	1,595,823.2
<i>65-74 years, 2016</i>						
Quarter 1	34	34	34	7,189,549	0.05	1,641,797.2
Quarter 2	24	24	24	7,282,441	0.03	1,650,054.9
Quarter 3	27	27	27	7,346,469	0.04	1,686,621.4
Quarter 4	33	33	33	7,825,007	0.04	1,703,908.2
<i>65-74 years, 2017</i>						
Quarter 1	24	24	24	7,406,542	0.03	1,690,853.5
Quarter 2	35	35	35	7,438,549	0.05	1,713,610.6
Quarter 3	21	21	21	7,508,427	0.03	1,747,128.1
Quarter 4	29	29	29	7,520,863	0.04	1,753,743.1
<i>65-74 years, 2018</i>						
Quarter 1	33	33	33	7,647,618	0.04	1,746,147.5
Quarter 2	31	31	31	7,672,837	0.04	1,765,846.8
Quarter 3	20	20	20	7,731,200	0.03	1,797,716.9
Quarter 4	19	19	19	7,741,171	0.02	1,807,367.6
<i>65-74 years, 2019</i>						
Quarter 1	16	16	16	7,790,439	0.02	1,780,179.2
Quarter 2	22	22	22	7,823,110	0.03	1,800,254.2
Quarter 3	21	21	21	7,898,321	0.03	1,835,657.9
Quarter 4	17	17	17	7,895,397	0.02	1,846,384.0
<i>65-74 years, 2020</i>						
Quarter 1	28	28	28	8,151,308	0.03	1,859,231.9
Quarter 2	16	16	16	8,306,107	0.02	1,907,421.7
Quarter 3	*****	*****	*****	*****	0.01	1,960,903.8
Quarter 4	27	27	27	9,242,142	0.03	1,984,842.1

**Table 4. Summary of Loop Diuretic Users in the Sentinel Distributed Database (SDD) between January 1, 2000 and March 31, 2021, Cross-Stratified by Year-Quarter and Age (Years)**

	New Users	New Episodes	Adjusted Dispensings	Eligible Members <sup>1</sup>	New Users per 10,000 Eligible Members <sup>1</sup>	Eligible Member-Years <sup>1</sup>
<i>65-74 years, 2021</i>						
Quarter 1	19	19	19	7,796,099	0.02	1,703,675.8
<i>75-84 years, 2000</i>						
Quarter 1	0	0	0	0	NaN	0.0
Quarter 2	0	0	0	0	NaN	0.0
Quarter 3	0	0	0	0	NaN	0.0
Quarter 4	0	0	0	18,727	0.00	51.3
<i>75-84 years, 2001</i>						
Quarter 1	*****	*****	*****	*****	0.47	4,728.9
Quarter 2	*****	*****	*****	*****	0.48	4,778.7
Quarter 3	*****	*****	*****	*****	0.48	4,842.3
Quarter 4	0	0	0	20,912	0.00	4,858.2
<i>75-84 years, 2002</i>						
Quarter 1	0	0	0	21,016	0.00	4,724.6
Quarter 2	0	0	0	21,108	0.00	4,787.2
Quarter 3	0	0	0	21,278	0.00	4,870.8
Quarter 4	0	0	0	21,130	0.00	4,883.7
<i>75-84 years, 2003</i>						
Quarter 1	0	0	0	21,129	0.00	4,752.4
Quarter 2	0	0	0	20,903	0.00	4,716.5
Quarter 3	0	0	0	20,719	0.00	4,748.2
Quarter 4	*****	*****	*****	*****	0.49	4,766.5
<i>75-84 years, 2004</i>						
Quarter 1	0	0	0	20,684	0.00	4,628.6
Quarter 2	0	0	0	20,253	0.00	4,542.2
Quarter 3	0	0	0	20,210	0.00	4,575.3
Quarter 4	*****	*****	*****	*****	0.50	4,587.7
<i>75-84 years, 2005</i>						
Quarter 1	0	0	0	20,302	0.00	4,499.3
Quarter 2	0	0	0	20,192	0.00	4,559.2
Quarter 3	0	0	0	20,573	0.00	4,512.4
Quarter 4	0	0	0	19,272	0.00	4,435.7
<i>75-84 years, 2006</i>						
Quarter 1	0	0	0	0	NaN	0.0
Quarter 2	0	0	0	0	NaN	0.0
Quarter 3	0	0	0	0	NaN	0.0
Quarter 4	0	0	0	0	NaN	0.0

**Table 4. Summary of Loop Diuretic Users in the Sentinel Distributed Database (SDD) between January 1, 2000 and March 31, 2021, Cross-Stratified by Year-Quarter and Age (Years)**

	New Users	New Episodes	Adjusted Dispensings	Eligible Members <sup>1</sup>	New Users per 10,000 Eligible Members <sup>1</sup>	Eligible Member-Years <sup>1</sup>
<i>75-84 years, 2007</i>						
Quarter 1	*****	*****	*****	*****	0.15	29,020.8
Quarter 2	*****	*****	*****	*****	0.20	32,227.2
Quarter 3	*****	*****	*****	*****	0.07	34,247.3
Quarter 4	0	0	0	150,684	0.00	34,832.3
<i>75-84 years, 2008</i>						
Quarter 1	*****	*****	*****	*****	0.12	76,899.5
Quarter 2	*****	*****	*****	*****	0.12	78,359.0
Quarter 3	*****	*****	*****	*****	0.06	79,300.3
Quarter 4	*****	*****	*****	*****	0.02	79,911.0
<i>75-84 years, 2009</i>						
Quarter 1	*****	*****	*****	*****	0.06	113,275.1
Quarter 2	*****	*****	*****	*****	0.12	115,844.9
Quarter 3	*****	*****	*****	*****	0.12	117,741.2
Quarter 4	*****	*****	*****	*****	0.14	117,904.0
<i>75-84 years, 2010</i>						
Quarter 1	*****	*****	*****	*****	0.10	112,275.4
Quarter 2	*****	*****	*****	*****	0.08	113,815.6
Quarter 3	*****	*****	*****	*****	0.08	115,360.5
Quarter 4	*****	*****	*****	*****	0.12	115,630.1
<i>75-84 years, 2011</i>						
Quarter 1	48	48	48	2,876,691	0.17	650,857.6
Quarter 2	56	56	56	2,887,357	0.19	657,950.3
Quarter 3	39	39	39	2,887,637	0.14	665,144.1
Quarter 4	27	27	27	2,876,807	0.09	665,489.2
<i>75-84 years, 2012</i>						
Quarter 1	46	46	46	2,973,220	0.15	677,214.4
Quarter 2	36	36	36	2,983,646	0.12	676,558.8
Quarter 3	40	40	40	2,989,273	0.13	685,578.5
Quarter 4	32	32	32	3,185,957	0.10	688,084.9
<i>75-84 years, 2013</i>						
Quarter 1	48	48	48	3,081,124	0.16	694,727.0
Quarter 2	53	53	53	3,091,298	0.17	701,770.7
Quarter 3	39	39	39	3,096,163	0.13	711,393.7
Quarter 4	49	49	49	3,088,285	0.16	712,805.6
<i>75-84 years, 2014</i>						
Quarter 1	48	48	48	3,469,700	0.14	784,384.4
Quarter 2	41	41	41	3,497,164	0.12	793,252.8
Quarter 3	39	39	39	3,485,550	0.11	799,921.7
Quarter 4	24	24	24	3,474,101	0.07	801,061.5

**Table 4. Summary of Loop Diuretic Users in the Sentinel Distributed Database (SDD) between January 1, 2000 and March 31, 2021, Cross-Stratified by Year-Quarter and Age (Years)**

	New Users	New Episodes	Adjusted Dispensings	Eligible Members <sup>1</sup>	New Users per 10,000 Eligible Members <sup>1</sup>	Eligible Member-Years <sup>1</sup>
<i>75-84 years, 2015</i>						
Quarter 1	39	39	39	3,547,044	0.11	800,771.7
Quarter 2	41	41	41	3,563,196	0.12	808,150.2
Quarter 3	30	30	30	3,574,915	0.08	819,023.4
Quarter 4	24	24	24	3,574,643	0.07	822,831.1
<i>75-84 years, 2016</i>						
Quarter 1	32	32	32	3,652,482	0.09	830,395.2
Quarter 2	23	23	23	3,692,493	0.06	833,230.3
Quarter 3	21	21	21	3,719,848	0.06	850,311.6
Quarter 4	26	26	26	3,880,439	0.07	857,564.9
<i>75-84 years, 2017</i>						
Quarter 1	20	20	20	3,734,822	0.05	840,596.4
Quarter 2	23	23	23	3,753,950	0.06	851,791.2
Quarter 3	24	24	24	3,784,354	0.06	866,981.7
Quarter 4	30	30	30	3,821,754	0.08	876,262.2
<i>75-84 years, 2018</i>						
Quarter 1	20	20	20	3,865,941	0.05	869,462.9
Quarter 2	33	33	33	3,901,708	0.08	883,575.6
Quarter 3	26	26	26	3,926,840	0.07	899,590.4
Quarter 4	13	13	13	3,942,799	0.03	906,841.2
<i>75-84 years, 2019</i>						
Quarter 1	26	26	26	3,935,193	0.07	886,437.0
Quarter 2	15	15	15	3,955,976	0.04	895,741.0
Quarter 3	15	15	15	3,973,209	0.04	909,954.5
Quarter 4	11	11	11	3,970,218	0.03	914,082.9
<i>75-84 years, 2020</i>						
Quarter 1	*****	*****	*****	*****	0.02	913,389.6
Quarter 2	11	11	11	4,106,746	0.03	940,362.4
Quarter 3	14	14	14	4,239,449	0.03	964,530.2
Quarter 4	38	38	38	4,493,026	0.08	976,496.2
<i>75-84 years, 2021</i>						
Quarter 1	18	18	18	3,952,954	0.05	847,019.4
<i>≥ 85 years, 2000</i>						
Quarter 1	0	0	0	0	NaN	0.0
Quarter 2	0	0	0	0	NaN	0.0
Quarter 3	0	0	0	0	NaN	0.0
Quarter 4	0	0	0	9,304	0.00	25.5

**Table 4. Summary of Loop Diuretic Users in the Sentinel Distributed Database (SDD) between January 1, 2000 and March 31, 2021, Cross-Stratified by Year-Quarter and Age (Years)**

	New Users	New Episodes	Adjusted Dispensings	Eligible Members <sup>1</sup>	New Users per 10,000 Eligible Members <sup>1</sup>	Eligible Member-Years <sup>1</sup>
<i>≥ 85 years, 2001</i>						
Quarter 1	0	0	0	10,836	0.00	2,412.7
Quarter 2	0	0	0	10,645	0.00	2,414.3
Quarter 3	0	0	0	10,585	0.00	2,427.2
Quarter 4	0	0	0	10,504	0.00	2,413.2
<i>≥ 85 years, 2002</i>						
Quarter 1	0	0	0	10,452	0.00	2,319.8
Quarter 2	0	0	0	10,288	0.00	2,311.0
Quarter 3	0	0	0	10,254	0.00	2,333.5
Quarter 4	0	0	0	10,132	0.00	2,312.6
<i>≥ 85 years, 2003</i>						
Quarter 1	0	0	0	10,033	0.00	2,225.0
Quarter 2	0	0	0	9,882	0.00	2,216.0
Quarter 3	0	0	0	9,794	0.00	2,234.9
Quarter 4	0	0	0	9,665	0.00	2,206.1
<i>≥ 85 years, 2004</i>						
Quarter 1	0	0	0	9,614	0.00	2,094.4
Quarter 2	0	0	0	9,097	0.00	2,026.5
Quarter 3	0	0	0	9,071	0.00	2,030.3
Quarter 4	0	0	0	8,949	0.00	2,004.6
<i>≥ 85 years, 2005</i>						
Quarter 1	0	0	0	8,842	0.00	1,926.9
Quarter 2	0	0	0	8,705	0.00	1,935.9
Quarter 3	0	0	0	8,884	0.00	1,988.2
Quarter 4	0	0	0	8,895	0.00	2,016.9
<i>≥ 85 years, 2006</i>						
Quarter 1	0	0	0	0	NaN	0.0
Quarter 2	0	0	0	0	NaN	0.0
Quarter 3	0	0	0	0	NaN	0.0
Quarter 4	0	0	0	0	NaN	0.0
<i>≥ 85 years, 2007</i>						
Quarter 1	*****	*****	*****	*****	0.24	9,256.1
Quarter 2	*****	*****	*****	*****	0.63	10,227.5
Quarter 3	0	0	0	47,547	0.00	10,868.3
Quarter 4	0	0	0	48,368	0.00	11,097.6
<i>≥ 85 years, 2008</i>						
Quarter 1	*****	*****	*****	*****	0.10	22,489.5
Quarter 2	*****	*****	*****	*****	0.19	23,215.3
Quarter 3	*****	*****	*****	*****	0.29	23,613.7
Quarter 4	0	0	0	165,919	0.00	23,978.6

**Table 4. Summary of Loop Diuretic Users in the Sentinel Distributed Database (SDD) between January 1, 2000 and March 31, 2021, Cross-Stratified by Year-Quarter and Age (Years)**

	New Users	New Episodes	Adjusted Dispensings	Eligible Members <sup>1</sup>	New Users per 10,000 Eligible Members <sup>1</sup>	Eligible Member-Years <sup>1</sup>
<i>≥ 85 years, 2009</i>						
Quarter 1	*****	*****	*****	*****	0.19	35,921.0
Quarter 2	*****	*****	*****	*****	0.12	36,890.9
Quarter 3	0	0	0	165,318	0.00	37,857.5
Quarter 4	*****	*****	*****	*****	0.18	38,317.9
<i>≥ 85 years, 2010</i>						
Quarter 1	*****	*****	*****	*****	0.31	36,597.1
Quarter 2	*****	*****	*****	*****	0.12	37,330.8
Quarter 3	*****	*****	*****	*****	0.24	38,181.7
Quarter 4	*****	*****	*****	*****	0.18	38,519.2
<i>≥ 85 years, 2011</i>						
Quarter 1	39	39	39	1,235,318	0.32	277,124.6
Quarter 2	37	37	37	1,234,132	0.30	278,975.4
Quarter 3	16	16	16	1,236,728	0.13	282,875.4
Quarter 4	26	26	26	1,236,558	0.21	284,334.3
<i>≥ 85 years, 2012</i>						
Quarter 1	34	34	34	1,280,675	0.27	288,923.6
Quarter 2	33	33	33	1,282,798	0.26	288,904.9
Quarter 3	29	29	29	1,286,889	0.23	293,437.2
Quarter 4	26	26	26	1,360,133	0.19	295,353.2
<i>≥ 85 years, 2013</i>						
Quarter 1	41	41	41	1,330,684	0.31	297,050.0
Quarter 2	19	19	19	1,326,811	0.14	299,100.9
Quarter 3	34	34	34	1,328,445	0.26	303,491.7
Quarter 4	31	31	31	1,326,371	0.23	304,443.0
<i>≥ 85 years, 2014</i>						
Quarter 1	31	31	31	1,483,488	0.21	332,660.8
Quarter 2	21	21	21	1,489,538	0.14	335,613.0
Quarter 3	22	22	22	1,481,871	0.15	338,245.3
Quarter 4	24	24	24	1,475,696	0.16	338,280.9
<i>≥ 85 years, 2015</i>						
Quarter 1	28	28	28	1,491,775	0.19	333,556.3
Quarter 2	33	33	33	1,485,550	0.22	334,367.7
Quarter 3	22	22	22	1,484,687	0.15	338,138.5
Quarter 4	*****	*****	*****	*****	0.05	339,249.1
<i>≥ 85 years, 2016</i>						
Quarter 1	18	18	18	1,502,411	0.12	339,173.7
Quarter 2	19	19	19	1,505,867	0.13	337,936.6
Quarter 3	17	17	17	1,507,012	0.11	342,865.4
Quarter 4	18	18	18	1,551,222	0.12	344,198.1

**Table 4. Summary of Loop Diuretic Users in the Sentinel Distributed Database (SDD) between January 1, 2000 and March 31, 2021, Cross-Stratified by Year-Quarter and Age (Years)**

	New Users	New Episodes	Adjusted Dispensings	Eligible Members <sup>1</sup>	New Users per 10,000 Eligible Members <sup>1</sup>	Eligible Member-Years <sup>1</sup>
<i>≥ 85 years, 2017</i>						
Quarter 1	15	15	15	1,486,781	0.10	332,139.8
Quarter 2	25	25	25	1,476,767	0.17	332,989.9
Quarter 3	15	15	15	1,475,042	0.10	336,638.1
Quarter 4	13	13	13	1,474,845	0.09	337,296.4
<i>≥ 85 years, 2018</i>						
Quarter 1	16	16	16	1,474,351	0.11	329,139.3
Quarter 2	17	17	17	1,464,844	0.12	329,912.7
Quarter 3	15	15	15	1,458,501	0.10	332,771.0
Quarter 4	15	15	15	1,453,582	0.10	332,406.3
<i>≥ 85 years, 2019</i>						
Quarter 1	16	16	16	1,439,788	0.11	321,750.2
Quarter 2	13	13	13	1,433,835	0.09	322,166.2
Quarter 3	*****	*****	*****	*****	0.06	325,487.6
Quarter 4	*****	*****	*****	*****	0.04	326,041.4
<i>≥ 85 years, 2020</i>						
Quarter 1	12	12	12	1,437,493	0.08	323,184.7
Quarter 2	*****	*****	*****	*****	0.07	329,701.1
Quarter 3	*****	*****	*****	*****	0.03	337,438.6
Quarter 4	18	18	18	1,562,860	0.12	341,407.2
<i>≥ 85 years, 2021</i>						
Quarter 1	16	16	16	1,398,027	0.11	299,442.3
<b>Pediatric Cohort</b>						
<i>First Bumetanide Use</i>						
<i>3-18 years, 2000</i>						
Quarter 1	*****	*****	*****	*****	0.08	114,411.1
Quarter 2	*****	*****	*****	*****	0.02	114,497.5
Quarter 3	*****	*****	*****	*****	0.02	117,927.6
Quarter 4	*****	*****	*****	*****	0.02	120,547.9
<i>3-18 years, 2001</i>						
Quarter 1	*****	*****	*****	*****	0.02	119,527.8
Quarter 2	*****	*****	*****	*****	0.02	122,978.3
Quarter 3	*****	*****	*****	*****	0.04	127,818.8
Quarter 4	*****	*****	*****	*****	0.02	129,605.3
<i>3-18 years, 2002</i>						
Quarter 1	*****	*****	*****	*****	0.02	121,201.6
Quarter 2	*****	*****	*****	*****	0.06	122,098.6
Quarter 3	0	0	0	510,952	0.00	122,974.3
Quarter 4	*****	*****	*****	*****	0.06	119,507.1

**Table 4. Summary of Loop Diuretic Users in the Sentinel Distributed Database (SDD) between January 1, 2000 and March 31, 2021, Cross-Stratified by Year-Quarter and Age (Years)**

	New Users	New Episodes	Adjusted Dispensings	Eligible Members <sup>1</sup>	New Users per 10,000 Eligible Members <sup>1</sup>	Eligible Member-Years <sup>1</sup>
<i>3-18 years, 2003</i>						
Quarter 1	0	0	0	*****	0.00	114,531.0
Quarter 2	0	0	0	486,154	0.00	114,710.8
Quarter 3	*****	*****	*****	*****	0.02	116,920.8
Quarter 4	*****	*****	*****	*****	0.06	117,858.2
<i>3-18 years, 2004</i>						
Quarter 1	*****	*****	*****	*****	0.06	116,871.2
Quarter 2	*****	*****	*****	*****	0.04	117,211.0
Quarter 3	*****	*****	*****	*****	0.02	118,734.2
Quarter 4	*****	*****	*****	*****	0.08	119,405.2
<i>3-18 years, 2005</i>						
Quarter 1	*****	*****	*****	*****	0.02	115,689.5
Quarter 2	*****	*****	*****	*****	0.02	118,284.6
Quarter 3	0	0	0	508,153	0.00	122,831.7
Quarter 4	*****	*****	*****	*****	0.06	126,868.5
<i>3-18 years, 2006</i>						
Quarter 1	*****	*****	*****	*****	0.01	700,575.1
Quarter 2	*****	*****	*****	*****	0.01	710,431.3
Quarter 3	*****	*****	*****	*****	0.02	720,596.0
Quarter 4	*****	*****	*****	*****	0.01	745,142.8
<i>3-18 years, 2007</i>						
Quarter 1	*****	*****	*****	*****	0.01	817,343.5
Quarter 2	*****	*****	*****	*****	0.01	828,624.9
Quarter 3	*****	*****	*****	*****	0.01	837,173.4
Quarter 4	*****	*****	*****	*****	0.01	840,039.5
<i>3-18 years, 2008</i>						
Quarter 1	15	15	15	8,430,188	0.02	1,968,278.1
Quarter 2	*****	*****	*****	*****	0.01	1,964,584.3
Quarter 3	*****	*****	*****	*****	0.00	1,985,623.6
Quarter 4	11	11	11	8,311,060	0.01	1,980,815.2
<i>3-18 years, 2009</i>						
Quarter 1	*****	*****	*****	*****	0.01	1,922,201.6
Quarter 2	*****	*****	*****	*****	0.01	1,917,078.7
Quarter 3	*****	*****	*****	*****	0.01	1,912,496.6
Quarter 4	*****	*****	*****	*****	0.01	1,898,147.4
<i>3-18 years, 2010</i>						
Quarter 1	*****	*****	*****	*****	0.01	1,777,059.5
Quarter 2	11	11	11	7,565,211	0.01	1,779,149.8
Quarter 3	*****	*****	*****	*****	0.01	1,791,009.9
Quarter 4	11	11	11	7,433,232	0.01	1,779,266.2



**Table 4. Summary of Loop Diuretic Users in the Sentinel Distributed Database (SDD) between January 1, 2000 and March 31, 2021, Cross-Stratified by Year-Quarter and Age (Years)**

	New Users	New Episodes	Adjusted Dispensings	Eligible Members <sup>1</sup>	New Users per 10,000 Eligible Members <sup>1</sup>	Eligible Member-Years <sup>1</sup>
<i>3-18 years, 2011</i>						
Quarter 1	*****	*****	*****	*****	0.01	1,667,931.0
Quarter 2	*****	*****	*****	*****	0.01	1,679,361.5
Quarter 3	*****	*****	*****	*****	0.01	1,691,958.5
Quarter 4	*****	*****	*****	*****	0.01	1,689,661.0
<i>3-18 years, 2012</i>						
Quarter 1	*****	*****	*****	*****	0.01	1,597,338.1
Quarter 2	*****	*****	*****	*****	0.01	1,586,195.7
Quarter 3	*****	*****	*****	*****	0.00	1,598,940.6
Quarter 4	*****	*****	*****	*****	0.01	1,595,910.9
<i>3-18 years, 2013</i>						
Quarter 1	16	16	16	7,594,059	0.02	1,775,606.5
Quarter 2	*****	*****	*****	*****	0.01	1,780,522.3
Quarter 3	*****	*****	*****	*****	0.01	1,802,431.5
Quarter 4	*****	*****	*****	*****	0.01	1,798,357.3
<i>3-18 years, 2014</i>						
Quarter 1	*****	*****	*****	*****	0.01	1,807,782.2
Quarter 2	*****	*****	*****	*****	0.01	1,822,650.2
Quarter 3	*****	*****	*****	*****	0.01	1,831,523.9
Quarter 4	*****	*****	*****	*****	0.00	1,822,479.1
<i>3-18 years, 2015</i>						
Quarter 1	*****	*****	*****	*****	0.01	1,806,629.4
Quarter 2	12	12	12	7,693,702	0.02	1,820,632.3
Quarter 3	*****	*****	*****	*****	0.01	1,834,663.7
Quarter 4	*****	*****	*****	*****	0.01	1,841,310.9
<i>3-18 years, 2016</i>						
Quarter 1	*****	*****	*****	*****	0.01	1,879,352.4
Quarter 2	*****	*****	*****	*****	0.01	1,877,946.2
Quarter 3	14	14	14	7,979,844	0.02	1,901,038.8
Quarter 4	*****	*****	*****	*****	0.01	1,905,498.0
<i>3-18 years, 2017</i>						
Quarter 1	12	12	12	7,944,357	0.02	1,859,206.7
Quarter 2	*****	*****	*****	*****	0.01	1,866,435.5
Quarter 3	11	11	11	7,885,744	0.01	1,872,795.0
Quarter 4	13	13	13	7,777,435	0.02	1,859,643.9
<i>3-18 years, 2018</i>						
Quarter 1	12	12	12	7,656,362	0.02	1,792,199.9
Quarter 2	*****	*****	*****	*****	0.01	1,796,932.7
Quarter 3	12	12	12	7,621,902	0.02	1,806,215.4
Quarter 4	21	21	21	7,545,522	0.03	1,805,196.3

**Table 4. Summary of Loop Diuretic Users in the Sentinel Distributed Database (SDD) between January 1, 2000 and March 31, 2021, Cross-Stratified by Year-Quarter and Age (Years)**

	New Users	New Episodes	Adjusted Dispensings	Eligible Members <sup>1</sup>	New Users per 10,000 Eligible Members <sup>1</sup>	Eligible Member-Years <sup>1</sup>
<i>3-18 years, 2019</i>						
Quarter 1	*****	*****	*****	*****	0.01	1,731,172.5
Quarter 2	11	11	11	7,356,295	0.01	1,741,334.1
Quarter 3	15	15	15	7,359,614	0.02	1,750,306.5
Quarter 4	12	12	12	7,257,564	0.02	1,741,234.7
<i>3-18 years, 2020</i>						
Quarter 1	18	18	18	6,566,277	0.03	1,555,493.7
Quarter 2	13	13	13	6,459,283	0.02	1,537,180.1
Quarter 3	12	12	12	6,411,156	0.02	1,530,978.4
Quarter 4	*****	*****	*****	*****	0.01	1,510,558.8
<i>3-18 years, 2021</i>						
Quarter 1	*****	*****	*****	*****	0.02	651,031.7
<b><i>First Bumetanide Use with 365 Days of Enrollment</i></b>						
<i>3-18 years, 2000</i>						
Quarter 1	0	0	0	0	NaN	0.0
Quarter 2	0	0	0	0	NaN	0.0
Quarter 3	0	0	0	0	NaN	0.0
Quarter 4	0	0	0	420,181	0.00	1,150.4
<i>3-18 years, 2001</i>						
Quarter 1	*****	*****	*****	*****	0.02	104,156.4
Quarter 2	*****	*****	*****	*****	0.02	107,049.2
Quarter 3	*****	*****	*****	*****	0.04	110,444.5
Quarter 4	*****	*****	*****	*****	0.02	112,278.1
<i>3-18 years, 2002</i>						
Quarter 1	*****	*****	*****	*****	0.02	104,796.4
Quarter 2	*****	*****	*****	*****	0.07	105,005.3
Quarter 3	0	0	0	435,786	0.00	105,533.7
Quarter 4	*****	*****	*****	*****	0.07	101,952.3
<i>3-18 years, 2003</i>						
Quarter 1	0	0	0	409,626	0.00	96,774.6
Quarter 2	0	0	0	406,971	0.00	96,738.3
Quarter 3	*****	*****	*****	*****	0.02	97,862.9
Quarter 4	*****	*****	*****	*****	0.07	97,659.2
<i>3-18 years, 2004</i>						
Quarter 1	*****	*****	*****	*****	0.07	96,346.4
Quarter 2	*****	*****	*****	*****	0.05	96,763.3
Quarter 3	0	0	0	414,064	0.00	97,988.2
Quarter 4	*****	*****	*****	*****	0.07	98,574.1

**Table 4. Summary of Loop Diuretic Users in the Sentinel Distributed Database (SDD) between January 1, 2000 and March 31, 2021, Cross-Stratified by Year-Quarter and Age (Years)**

	New Users	New Episodes	Adjusted Dispensings	Eligible Members <sup>1</sup>	New Users per 10,000 Eligible Members <sup>1</sup>	Eligible Member-Years <sup>1</sup>
<i>3-18 years, 2005</i>						
Quarter 1	*****	*****	*****	*****	0.05	95,974.4
Quarter 2	*****	*****	*****	*****	0.02	98,431.3
Quarter 3	0	0	0	425,763	0.00	102,860.7
Quarter 4	*****	*****	*****	*****	0.07	107,063.1
<i>3-18 years, 2006</i>						
Quarter 1	*****	*****	*****	*****	0.02	103,916.4
Quarter 2	*****	*****	*****	*****	0.02	105,992.2
Quarter 3	*****	*****	*****	*****	0.09	107,998.5
Quarter 4	*****	*****	*****	*****	0.02	108,562.7
<i>3-18 years, 2007</i>						
Quarter 1	*****	*****	*****	*****	0.03	536,045.7
Quarter 2	*****	*****	*****	*****	0.02	543,837.9
Quarter 3	*****	*****	*****	*****	0.01	548,516.7
Quarter 4	*****	*****	*****	*****	0.00	564,981.5
<i>3-18 years, 2008</i>						
Quarter 1	*****	*****	*****	*****	0.01	620,442.5
Quarter 2	*****	*****	*****	*****	0.01	622,679.9
Quarter 3	*****	*****	*****	*****	0.00	630,443.5
Quarter 4	*****	*****	*****	*****	0.00	642,110.7
<i>3-18 years, 2009</i>						
Quarter 1	*****	*****	*****	*****	0.01	1,377,482.3
Quarter 2	*****	*****	*****	*****	0.02	1,388,627.7
Quarter 3	*****	*****	*****	*****	0.01	1,403,760.0
Quarter 4	*****	*****	*****	*****	0.01	1,404,681.5
<i>3-18 years, 2010</i>						
Quarter 1	*****	*****	*****	*****	0.01	1,335,460.1
Quarter 2	*****	*****	*****	*****	0.01	1,339,603.2
Quarter 3	*****	*****	*****	*****	0.01	1,340,599.2
Quarter 4	*****	*****	*****	*****	0.02	1,329,413.2
<i>3-18 years, 2011</i>						
Quarter 1	*****	*****	*****	*****	0.01	1,256,352.8
Quarter 2	*****	*****	*****	*****	0.00	1,264,628.2
Quarter 3	*****	*****	*****	*****	0.01	1,273,997.2
Quarter 4	*****	*****	*****	*****	0.01	1,270,515.4
<i>3-18 years, 2012</i>						
Quarter 1	*****	*****	*****	*****	0.02	1,196,651.6
Quarter 2	*****	*****	*****	*****	0.01	1,192,455.7
Quarter 3	0	0	0	5,123,711	0.00	1,202,606.2
Quarter 4	*****	*****	*****	*****	0.01	1,200,021.2

**Table 4. Summary of Loop Diuretic Users in the Sentinel Distributed Database (SDD) between January 1, 2000 and March 31, 2021, Cross-Stratified by Year-Quarter and Age (Years)**

	New Users	New Episodes	Adjusted Dispensings	Eligible Members <sup>1</sup>	New Users per 10,000 Eligible Members <sup>1</sup>	Eligible Member-Years <sup>1</sup>
<i>3-18 years, 2013</i>						
Quarter 1	*****	*****	*****	*****	0.02	1,158,487.2
Quarter 2	*****	*****	*****	*****	0.01	1,164,977.5
Quarter 3	*****	*****	*****	*****	0.01	1,174,586.9
Quarter 4	*****	*****	*****	*****	0.01	1,169,294.2
<i>3-18 years, 2014</i>						
Quarter 1	*****	*****	*****	*****	0.01	1,277,954.7
Quarter 2	*****	*****	*****	*****	0.01	1,282,817.1
Quarter 3	*****	*****	*****	*****	0.01	1,301,387.2
Quarter 4	*****	*****	*****	*****	0.00	1,295,768.1
<i>3-18 years, 2015</i>						
Quarter 1	*****	*****	*****	*****	0.01	1,319,697.6
Quarter 2	*****	*****	*****	*****	0.01	1,339,105.2
Quarter 3	*****	*****	*****	*****	0.01	1,353,951.1
Quarter 4	*****	*****	*****	*****	0.01	1,355,064.0
<i>3-18 years, 2016</i>						
Quarter 1	*****	*****	*****	*****	0.01	1,351,958.7
Quarter 2	*****	*****	*****	*****	0.01	1,351,183.1
Quarter 3	*****	*****	*****	*****	0.01	1,367,053.8
Quarter 4	*****	*****	*****	*****	0.01	1,375,297.0
<i>3-18 years, 2017</i>						
Quarter 1	*****	*****	*****	*****	0.02	1,349,313.5
Quarter 2	*****	*****	*****	*****	0.02	1,358,758.6
Quarter 3	*****	*****	*****	*****	0.01	1,370,243.7
Quarter 4	*****	*****	*****	*****	0.02	1,375,627.1
<i>3-18 years, 2018</i>						
Quarter 1	*****	*****	*****	*****	0.01	1,335,382.7
Quarter 2	*****	*****	*****	*****	0.01	1,337,394.7
Quarter 3	*****	*****	*****	*****	0.01	1,338,129.5
Quarter 4	15	15	15	5,550,839	0.03	1,337,078.5
<i>3-18 years, 2019</i>						
Quarter 1	*****	*****	*****	*****	0.01	1,291,627.2
Quarter 2	*****	*****	*****	*****	0.01	1,304,783.0
Quarter 3	*****	*****	*****	*****	0.01	1,319,026.9
Quarter 4	*****	*****	*****	*****	0.02	1,318,552.9
<i>3-18 years, 2020</i>						
Quarter 1	15	15	15	4,837,409	0.03	1,140,990.6
Quarter 2	*****	*****	*****	*****	0.02	1,137,033.4
Quarter 3	*****	*****	*****	*****	0.02	1,145,794.9
Quarter 4	*****	*****	*****	*****	0.02	1,142,097.9

**Table 4. Summary of Loop Diuretic Users in the Sentinel Distributed Database (SDD) between January 1, 2000 and March 31, 2021, Cross-Stratified by Year-Quarter and Age (Years)**

	New Users	New Episodes	Adjusted Dispensings	Eligible Members <sup>1</sup>	New Users per 10,000 Eligible Members <sup>1</sup>	Eligible Member-Years <sup>1</sup>
<i>3-18 years, 2021</i>						
Quarter 1	*****	*****	*****	*****	0.01	539,349.2
<i>First Bumetanide Use with 365 Days of Enrollment, and 365 Day Washout</i>						
<i>3-18 years, 2000</i>						
Quarter 1	0	0	0	0	NaN	0.0
Quarter 2	0	0	0	0	NaN	0.0
Quarter 3	0	0	0	0	NaN	0.0
Quarter 4	0	0	0	419,945	0.00	1,149.7
<i>3-18 years, 2001</i>						
Quarter 1	0	0	0	438,279	0.00	104,094.7
Quarter 2	0	0	0	444,258	0.00	106,985.6
Quarter 3	*****	*****	*****	*****	0.02	110,378.1
Quarter 4	0	0	0	462,703	0.00	112,207.2
<i>3-18 years, 2002</i>						
Quarter 1	*****	*****	*****	*****	0.02	104,724.9
Quarter 2	0	0	0	446,699	0.00	104,928.3
Quarter 3	0	0	0	435,511	0.00	105,457.6
Quarter 4	*****	*****	*****	*****	0.05	101,878.2
<i>3-18 years, 2003</i>						
Quarter 1	0	0	0	409,382	0.00	96,709.2
Quarter 2	0	0	0	406,732	0.00	96,672.3
Quarter 3	*****	*****	*****	*****	0.02	97,797.2
Quarter 4	*****	*****	*****	*****	0.05	97,592.8
<i>3-18 years, 2004</i>						
Quarter 1	*****	*****	*****	*****	0.05	96,275.4
Quarter 2	*****	*****	*****	*****	0.05	96,689.3
Quarter 3	0	0	0	413,784	0.00	97,910.1
Quarter 4	*****	*****	*****	*****	0.05	98,492.8
<i>3-18 years, 2005</i>						
Quarter 1	*****	*****	*****	*****	0.02	95,893.4
Quarter 2	*****	*****	*****	*****	0.02	98,348.8
Quarter 3	0	0	0	425,465	0.00	102,775.8
Quarter 4	*****	*****	*****	*****	0.02	106,980.0
<i>3-18 years, 2006</i>						
Quarter 1	*****	*****	*****	*****	0.02	103,834.8
Quarter 2	0	0	0	446,576	0.00	105,908.8
Quarter 3	*****	*****	*****	*****	0.04	107,916.0
Quarter 4	*****	*****	*****	*****	0.02	108,482.3

**Table 4. Summary of Loop Diuretic Users in the Sentinel Distributed Database (SDD) between January 1, 2000 and March 31, 2021, Cross-Stratified by Year-Quarter and Age (Years)**

	New Users	New Episodes	Adjusted Dispensings	Eligible Members <sup>1</sup>	New Users per 10,000 Eligible Members <sup>1</sup>	Eligible Member-Years <sup>1</sup>
<i>3-18 years, 2007</i>						
Quarter 1	*****	*****	*****	*****	0.02	535,878.9
Quarter 2	*****	*****	*****	*****	0.02	543,670.9
Quarter 3	*****	*****	*****	*****	0.00	548,343.9
Quarter 4	*****	*****	*****	*****	0.00	564,803.2
<i>3-18 years, 2008</i>						
Quarter 1	*****	*****	*****	*****	0.01	620,257.9
Quarter 2	*****	*****	*****	*****	0.00	622,490.5
Quarter 3	*****	*****	*****	*****	0.00	630,254.3
Quarter 4	*****	*****	*****	*****	0.00	641,927.5
<i>3-18 years, 2009</i>						
Quarter 1	*****	*****	*****	*****	0.01	1,377,129.9
Quarter 2	*****	*****	*****	*****	0.01	1,388,263.1
Quarter 3	*****	*****	*****	*****	0.00	1,403,394.1
Quarter 4	*****	*****	*****	*****	0.00	1,404,315.0
<i>3-18 years, 2010</i>						
Quarter 1	*****	*****	*****	*****	0.01	1,335,126.6
Quarter 2	*****	*****	*****	*****	0.01	1,339,272.1
Quarter 3	*****	*****	*****	*****	0.01	1,340,264.8
Quarter 4	*****	*****	*****	*****	0.01	1,329,081.0
<i>3-18 years, 2011</i>						
Quarter 1	*****	*****	*****	*****	0.00	1,256,017.0
Quarter 2	*****	*****	*****	*****	0.00	1,264,285.3
Quarter 3	*****	*****	*****	*****	0.00	1,273,655.1
Quarter 4	*****	*****	*****	*****	0.01	1,270,184.7
<i>3-18 years, 2012</i>						
Quarter 1	*****	*****	*****	*****	0.01	1,196,343.2
Quarter 2	*****	*****	*****	*****	0.01	1,192,151.7
Quarter 3	0	0	0	5,122,588	0.00	1,202,297.2
Quarter 4	*****	*****	*****	*****	0.01	1,199,720.8
<i>3-18 years, 2013</i>						
Quarter 1	*****	*****	*****	*****	0.02	1,158,199.1
Quarter 2	*****	*****	*****	*****	0.01	1,164,688.8
Quarter 3	*****	*****	*****	*****	0.01	1,174,293.3
Quarter 4	*****	*****	*****	*****	0.00	1,169,005.4
<i>3-18 years, 2014</i>						
Quarter 1	*****	*****	*****	*****	0.01	1,277,643.1
Quarter 2	*****	*****	*****	*****	0.01	1,282,509.2
Quarter 3	*****	*****	*****	*****	0.01	1,301,080.0
Quarter 4	*****	*****	*****	*****	0.00	1,295,466.9

**Table 4. Summary of Loop Diuretic Users in the Sentinel Distributed Database (SDD) between January 1, 2000 and March 31, 2021, Cross-Stratified by Year-Quarter and Age (Years)**

	New Users	New Episodes	Adjusted Dispensings	Eligible Members <sup>1</sup>	New Users per 10,000 Eligible Members <sup>1</sup>	Eligible Member-Years <sup>1</sup>
<i>3-18 years, 2015</i>						
Quarter 1	*****	*****	*****	*****	0.01	1,319,384.5
Quarter 2	*****	*****	*****	*****	0.01	1,338,777.2
Quarter 3	*****	*****	*****	*****	0.01	1,353,614.5
Quarter 4	*****	*****	*****	*****	0.00	1,354,734.9
<i>3-18 years, 2016</i>						
Quarter 1	*****	*****	*****	*****	0.01	1,351,631.9
Quarter 2	*****	*****	*****	*****	0.00	1,350,857.1
Quarter 3	*****	*****	*****	*****	0.01	1,366,718.9
Quarter 4	0	0	0	6,462,236	0.00	1,374,963.4
<i>3-18 years, 2017</i>						
Quarter 1	*****	*****	*****	*****	0.01	1,348,996.6
Quarter 2	*****	*****	*****	*****	0.01	1,358,434.6
Quarter 3	*****	*****	*****	*****	0.01	1,369,911.6
Quarter 4	*****	*****	*****	*****	0.01	1,375,307.5
<i>3-18 years, 2018</i>						
Quarter 1	*****	*****	*****	*****	0.01	1,335,071.4
Quarter 2	*****	*****	*****	*****	0.00	1,337,069.1
Quarter 3	*****	*****	*****	*****	0.01	1,337,794.4
Quarter 4	*****	*****	*****	*****	0.01	1,336,744.9
<i>3-18 years, 2019</i>						
Quarter 1	*****	*****	*****	*****	0.01	1,291,315.4
Quarter 2	*****	*****	*****	*****	0.01	1,304,471.8
Quarter 3	*****	*****	*****	*****	0.01	1,318,704.1
Quarter 4	*****	*****	*****	*****	0.01	1,318,234.6
<i>3-18 years, 2020</i>						
Quarter 1	*****	*****	*****	*****	0.02	1,140,746.4
Quarter 2	*****	*****	*****	*****	0.01	1,136,797.6
Quarter 3	*****	*****	*****	*****	0.02	1,145,566.9
Quarter 4	*****	*****	*****	*****	0.01	1,141,879.2
<i>3-18 years, 2021</i>						
Quarter 1	0	0	0	2,293,723	0.00	539,245.3
<b><i>First Bumetanide Use with 365 Days of Enrollment, and No Prior Evidence of Cancer and History of ASD</i></b>						
<i>3-18 years, 2000</i>						
Quarter 1	0	0	0	0	NaN	0.0
Quarter 2	0	0	0	0	NaN	0.0
Quarter 3	0	0	0	0	NaN	0.0
Quarter 4	0	0	0	774	0.00	2.1

**Table 4. Summary of Loop Diuretic Users in the Sentinel Distributed Database (SDD) between January 1, 2000 and March 31, 2021, Cross-Stratified by Year-Quarter and Age (Years)**

	New Users	New Episodes	Adjusted Dispensings	Eligible Members <sup>1</sup>	New Users per 10,000 Eligible Members <sup>1</sup>	Eligible Member-Years <sup>1</sup>
<i>3-18 years, 2001</i>						
Quarter 1	0	0	0	855	0.00	188.8
Quarter 2	0	0	0	876	0.00	192.2
Quarter 3	0	0	0	900	0.00	197.3
Quarter 4	0	0	0	928	0.00	209.4
<i>3-18 years, 2002</i>						
Quarter 1	0	0	0	1,005	0.00	217.6
Quarter 2	0	0	0	1,068	0.00	234.9
Quarter 3	0	0	0	1,123	0.00	247.8
Quarter 4	0	0	0	1,154	0.00	255.7
<i>3-18 years, 2003</i>						
Quarter 1	0	0	0	1,192	0.00	258.9
Quarter 2	0	0	0	1,232	0.00	268.1
Quarter 3	0	0	0	1,288	0.00	279.2
Quarter 4	0	0	0	1,320	0.00	292.4
<i>3-18 years, 2004</i>						
Quarter 1	0	0	0	1,362	0.00	297.6
Quarter 2	*****	*****	*****	*****	7.23	304.0
Quarter 3	0	0	0	1,421	0.00	310.2
Quarter 4	0	0	0	1,424	0.00	314.4
<i>3-18 years, 2005</i>						
Quarter 1	0	0	0	1,475	0.00	312.3
Quarter 2	0	0	0	1,433	0.00	311.8
Quarter 3	0	0	0	1,332	0.00	294.9
Quarter 4	0	0	0	1,343	0.00	293.9
<i>3-18 years, 2006</i>						
Quarter 1	0	0	0	1,414	0.00	286.7
Quarter 2	0	0	0	1,468	0.00	298.2
Quarter 3	0	0	0	1,550	0.00	338.1
Quarter 4	0	0	0	1,711	0.00	380.1
<i>3-18 years, 2007</i>						
Quarter 1	0	0	0	10,250	0.00	2,187.3
Quarter 2	0	0	0	10,804	0.00	2,324.6
Quarter 3	0	0	0	11,098	0.00	2,415.6
Quarter 4	0	0	0	11,706	0.00	2,577.7
<i>3-18 years, 2008</i>						
Quarter 1	0	0	0	13,629	0.00	2,912.6
Quarter 2	0	0	0	14,306	0.00	3,022.7
Quarter 3	0	0	0	14,654	0.00	3,149.5
Quarter 4	0	0	0	36,063	0.00	3,308.4



**Table 4. Summary of Loop Diuretic Users in the Sentinel Distributed Database (SDD) between January 1, 2000 and March 31, 2021, Cross-Stratified by Year-Quarter and Age (Years)**

	New Users	New Episodes	Adjusted Dispensings	Eligible Members <sup>1</sup>	New Users per 10,000 Eligible Members <sup>1</sup>	Eligible Member-Years <sup>1</sup>
<i>3-18 years, 2009</i>						
Quarter 1	0	0	0	36,587	0.00	7,766.5
Quarter 2	0	0	0	37,323	0.00	8,069.3
Quarter 3	0	0	0	38,132	0.00	8,305.4
Quarter 4	*****	*****	*****	*****	0.26	8,492.0
<i>3-18 years, 2010</i>						
Quarter 1	0	0	0	38,297	0.00	8,183.9
Quarter 2	0	0	0	38,982	0.00	8,445.2
Quarter 3	0	0	0	39,629	0.00	8,656.5
Quarter 4	0	0	0	39,620	0.00	8,804.3
<i>3-18 years, 2011</i>						
Quarter 1	0	0	0	39,520	0.00	8,515.0
Quarter 2	0	0	0	40,937	0.00	8,874.3
Quarter 3	0	0	0	41,840	0.00	9,168.0
Quarter 4	0	0	0	42,291	0.00	9,421.0
<i>3-18 years, 2012</i>						
Quarter 1	0	0	0	42,314	0.00	9,091.9
Quarter 2	0	0	0	43,535	0.00	9,335.3
Quarter 3	*****	*****	*****	*****	0.22	9,600.3
Quarter 4	*****	*****	*****	*****	0.42	9,874.9
<i>3-18 years, 2013</i>						
Quarter 1	*****	*****	*****	*****	0.88	9,783.6
Quarter 2	*****	*****	*****	*****	0.43	10,137.4
Quarter 3	*****	*****	*****	*****	0.42	10,439.0
Quarter 4	*****	*****	*****	*****	0.21	10,652.3
<i>3-18 years, 2014</i>						
Quarter 1	*****	*****	*****	*****	0.73	11,898.8
Quarter 2	0	0	0	55,124	0.00	12,107.6
Quarter 3	*****	*****	*****	*****	0.18	12,400.1
Quarter 4	*****	*****	*****	*****	0.18	12,544.8
<i>3-18 years, 2015</i>						
Quarter 1	*****	*****	*****	*****	0.34	12,928.9
Quarter 2	0	0	0	60,644	0.00	13,368.7
Quarter 3	*****	*****	*****	*****	0.16	13,761.7
Quarter 4	0	0	0	63,649	0.00	14,218.3
<i>3-18 years, 2016</i>						
Quarter 1	0	0	0	66,206	0.00	14,539.0
Quarter 2	0	0	0	68,526	0.00	14,951.0
Quarter 3	*****	*****	*****	*****	0.14	15,436.7
Quarter 4	*****	*****	*****	*****	0.13	15,825.7

**Table 4. Summary of Loop Diuretic Users in the Sentinel Distributed Database (SDD) between January 1, 2000 and March 31, 2021, Cross-Stratified by Year-Quarter and Age (Years)**

	New Users	New Episodes	Adjusted Dispensings	Eligible Members <sup>1</sup>	New Users per 10,000 Eligible Members <sup>1</sup>	Eligible Member-Years <sup>1</sup>
<i>3-18 years, 2017</i>						
Quarter 1	*****	*****	*****	*****	0.28	15,892.4
Quarter 2	*****	*****	*****	*****	0.68	16,399.6
Quarter 3	*****	*****	*****	*****	0.26	16,875.2
Quarter 4	0	0	0	76,834	0.00	17,308.8
<i>3-18 years, 2018</i>						
Quarter 1	*****	*****	*****	*****	0.26	17,232.3
Quarter 2	0	0	0	79,756	0.00	17,729.0
Quarter 3	0	0	0	81,235	0.00	18,115.3
Quarter 4	*****	*****	*****	*****	0.12	18,526.6
<i>3-18 years, 2019</i>						
Quarter 1	0	0	0	82,054	0.00	18,173.9
Quarter 2	*****	*****	*****	*****	0.12	18,733.7
Quarter 3	*****	*****	*****	*****	0.12	19,276.9
Quarter 4	*****	*****	*****	*****	0.23	19,710.8
<i>3-18 years, 2020</i>						
Quarter 1	*****	*****	*****	*****	0.69	16,122.4
Quarter 2	*****	*****	*****	*****	0.56	15,886.5
Quarter 3	*****	*****	*****	*****	0.69	15,843.2
Quarter 4	*****	*****	*****	*****	0.38	15,857.4
<i>3-18 years, 2021</i>						
Quarter 1	*****	*****	*****	*****	0.57	7,666.3
<b><i>First Bumetanide Use with 365 Days of Enrollment, 365 Day Washout, No Prior Evidence of Cancer, and History of ASD</i></b>						
<i>3-18 years, 2000</i>						
Quarter 1	0	0	0	0	NaN	0.0
Quarter 2	0	0	0	0	NaN	0.0
Quarter 3	0	0	0	0	NaN	0.0
Quarter 4	0	0	0	773	0.00	2.1
<i>3-18 years, 2001</i>						
Quarter 1	0	0	0	854	0.00	188.6
Quarter 2	0	0	0	874	0.00	191.9
Quarter 3	0	0	0	899	0.00	196.9
Quarter 4	0	0	0	926	0.00	209.1
<i>3-18 years, 2002</i>						
Quarter 1	0	0	0	1,004	0.00	217.2
Quarter 2	0	0	0	1,067	0.00	234.7
Quarter 3	0	0	0	1,122	0.00	247.6
Quarter 4	0	0	0	1,153	0.00	255.7

**Table 4. Summary of Loop Diuretic Users in the Sentinel Distributed Database (SDD) between January 1, 2000 and March 31, 2021, Cross-Stratified by Year-Quarter and Age (Years)**

	New Users	New Episodes	Adjusted Dispensings	Eligible Members <sup>1</sup>	New Users per 10,000 Eligible Members <sup>1</sup>	Eligible Member-Years <sup>1</sup>
<i>3-18 years, 2003</i>						
Quarter 1	0	0	0	1,192	0.00	258.7
Quarter 2	0	0	0	1,231	0.00	267.9
Quarter 3	0	0	0	1,287	0.00	278.8
Quarter 4	0	0	0	1,317	0.00	291.7
<i>3-18 years, 2004</i>						
Quarter 1	0	0	0	1,359	0.00	296.8
Quarter 2	*****	*****	*****	*****	7.24	303.2
Quarter 3	0	0	0	1,419	0.00	309.6
Quarter 4	0	0	0	1,421	0.00	313.8
<i>3-18 years, 2005</i>						
Quarter 1	0	0	0	1,473	0.00	311.6
Quarter 2	0	0	0	1,431	0.00	311.3
Quarter 3	0	0	0	1,329	0.00	294.2
Quarter 4	0	0	0	1,340	0.00	293.0
<i>3-18 years, 2006</i>						
Quarter 1	0	0	0	1,410	0.00	285.9
Quarter 2	0	0	0	1,466	0.00	297.7
Quarter 3	0	0	0	1,549	0.00	337.9
Quarter 4	0	0	0	1,711	0.00	380.1
<i>3-18 years, 2007</i>						
Quarter 1	0	0	0	10,245	0.00	2,185.7
Quarter 2	0	0	0	10,798	0.00	2,323.1
Quarter 3	0	0	0	11,091	0.00	2,413.8
Quarter 4	0	0	0	11,696	0.00	2,575.6
<i>3-18 years, 2008</i>						
Quarter 1	0	0	0	13,619	0.00	2,910.0
Quarter 2	0	0	0	14,298	0.00	3,020.5
Quarter 3	0	0	0	14,644	0.00	3,147.1
Quarter 4	0	0	0	36,045	0.00	3,306.6
<i>3-18 years, 2009</i>						
Quarter 1	0	0	0	36,570	0.00	7,762.6
Quarter 2	0	0	0	37,306	0.00	8,064.8
Quarter 3	0	0	0	38,113	0.00	8,301.1
Quarter 4	*****	*****	*****	*****	0.26	8,487.8
<i>3-18 years, 2010</i>						
Quarter 1	0	0	0	38,275	0.00	8,179.5
Quarter 2	0	0	0	38,966	0.00	8,440.7
Quarter 3	0	0	0	39,611	0.00	8,651.9
Quarter 4	0	0	0	39,599	0.00	8,800.4

**Table 4. Summary of Loop Diuretic Users in the Sentinel Distributed Database (SDD) between January 1, 2000 and March 31, 2021, Cross-Stratified by Year-Quarter and Age (Years)**

	New Users	New Episodes	Adjusted Dispensings	Eligible Members <sup>1</sup>	New Users per 10,000 Eligible Members <sup>1</sup>	Eligible Member-Years <sup>1</sup>
<i>3-18 years, 2011</i>						
Quarter 1	0	0	0	39,494	0.00	8,508.8
Quarter 2	0	0	0	40,909	0.00	8,868.6
Quarter 3	0	0	0	41,819	0.00	9,162.2
Quarter 4	0	0	0	42,270	0.00	9,416.1
<i>3-18 years, 2012</i>						
Quarter 1	0	0	0	42,294	0.00	9,086.9
Quarter 2	0	0	0	43,515	0.00	9,330.9
Quarter 3	0	0	0	44,436	0.00	9,595.8
Quarter 4	*****	*****	*****	*****	0.42	9,870.1
<i>3-18 years, 2013</i>						
Quarter 1	*****	*****	*****	*****	0.88	9,779.2
Quarter 2	*****	*****	*****	*****	0.43	10,132.9
Quarter 3	*****	*****	*****	*****	0.42	10,433.9
Quarter 4	*****	*****	*****	*****	0.21	10,646.1
<i>3-18 years, 2014</i>						
Quarter 1	*****	*****	*****	*****	0.18	11,891.7
Quarter 2	0	0	0	55,097	0.00	12,101.1
Quarter 3	*****	*****	*****	*****	0.18	12,393.3
Quarter 4	*****	*****	*****	*****	0.18	12,536.8
<i>3-18 years, 2015</i>						
Quarter 1	*****	*****	*****	*****	0.17	12,920.2
Quarter 2	0	0	0	60,610	0.00	13,359.5
Quarter 3	*****	*****	*****	*****	0.16	13,752.6
Quarter 4	0	0	0	63,610	0.00	14,208.6
<i>3-18 years, 2016</i>						
Quarter 1	0	0	0	66,169	0.00	14,529.8
Quarter 2	0	0	0	68,485	0.00	14,942.1
Quarter 3	*****	*****	*****	*****	0.14	15,426.2
Quarter 4	0	0	0	78,723	0.00	15,814.5
<i>3-18 years, 2017</i>						
Quarter 1	*****	*****	*****	*****	0.14	15,882.0
Quarter 2	*****	*****	*****	*****	0.68	16,388.1
Quarter 3	*****	*****	*****	*****	0.26	16,864.0
Quarter 4	0	0	0	76,789	0.00	17,296.6
<i>3-18 years, 2018</i>						
Quarter 1	*****	*****	*****	*****	0.26	17,220.3
Quarter 2	0	0	0	79,708	0.00	17,716.8
Quarter 3	0	0	0	81,186	0.00	18,102.3
Quarter 4	*****	*****	*****	*****	0.12	18,513.8

**Table 4. Summary of Loop Diuretic Users in the Sentinel Distributed Database (SDD) between January 1, 2000 and March 31, 2021, Cross-Stratified by Year-Quarter and Age (Years)**

	New Users	New Episodes	Adjusted Dispensings	Eligible Members <sup>1</sup>	New Users per 10,000 Eligible Members <sup>1</sup>	Eligible Member-Years <sup>1</sup>
<i>3-18 years, 2019</i>						
Quarter 1	0	0	0	82,006	0.00	18,162.0
Quarter 2	*****	*****	*****	*****	0.12	18,718.3
Quarter 3	*****	*****	*****	*****	0.12	19,260.3
Quarter 4	*****	*****	*****	*****	0.11	19,693.1
<i>3-18 years, 2020</i>						
Quarter 1	*****	*****	*****	*****	0.69	16,110.0
Quarter 2	*****	*****	*****	*****	0.42	15,875.3
Quarter 3	*****	*****	*****	*****	0.69	15,832.2
Quarter 4	*****	*****	*****	*****	0.25	15,847.8
<i>3-18 years, 2021</i>						
Quarter 1	*****	*****	*****	*****	0.28	7,661.5

<sup>1</sup>Eligible Members and Member-Years are reflective of the number of patients that met all cohort entry criteria on at least one day during the query period.

\*\*\*\*\*Data are not presented in these cells due to a small sample size or to assure a small cell cannot be recalculated through the cells presented. NaN describes a non-numeric value that could not be calculated.

Quarter 1 contains data from January 1-March 31. Quarter 2 contains data from April 1-June 30. Quarter 3 contains data from July 1-September 30. Quarter 4 contains data from October 1-December 31.

**Table 5. Summary of Time to End of Observable Data for Loop Diuretic Users in the Sentinel Distributed Database (SDD) from January 1, 2000 to March 31, 2021**

	Number of Episodes by Observable Time (0 - 1,459 days)								
	Total Number of Episodes	0-364 days		365-729 days		730-1,094 days		1,095-1,459 days	
		Number of Episodes	Percent of Episodes	Number of Episodes	Percent of Episodes	Number of Episodes	Percent of Episodes	Number of Episodes	Percent of Episodes
<b>Prevalent Use</b>									
Loop Diuretics	250,149,138	67,805,619	27.1%	49,084,833	19.6%	36,427,676	14.6%	27,335,960	10.9%
Bumetanide	12,910,215	4,015,728	31.1%	2,665,705	20.6%	1,842,450	14.3%	1,311,974	10.2%
Furosemide	223,994,530	59,741,036	26.7%	43,678,626	19.5%	32,681,359	14.6%	24,672,367	11.0%
Torsemide	13,205,027	4,055,940	30.7%	2,738,818	20.7%	1,898,621	14.4%	1,345,850	10.2%
Ethacrynic Acid	204,469	47,290	23.1%	34,877	17.1%	27,901	13.6%	21,940	10.7%
<b>First Use</b>									
Loop Diuretics	17,142,353	4,806,768	28.0%	2,969,028	17.3%	2,203,482	12.9%	1,709,183	10.0%
Bumetanide	1,289,594	452,473	35.1%	247,343	19.2%	165,613	12.8%	119,132	9.2%
Furosemide	16,236,670	4,554,610	28.1%	2,812,196	17.3%	2,091,715	12.9%	1,622,789	10.0%
Torsemide	1,267,698	435,633	34.4%	250,271	19.7%	168,419	13.3%	117,576	9.3%
Ethacrynic Acid	26,654	6,806	25.5%	4,234	15.9%	3,391	12.7%	2,578	9.7%
<b>First Use with 365 Days of Enrollment</b>									
Loop Diuretics	13,999,055	3,618,255	25.8%	2,455,498	17.5%	1,892,626	13.5%	1,481,698	10.6%
Bumetanide	1,064,812	357,522	33.6%	208,243	19.6%	143,198	13.4%	102,887	9.7%
Furosemide	13,245,450	3,433,720	25.9%	2,322,143	17.5%	1,792,394	13.5%	1,404,703	10.6%
Torsemide	1,058,398	350,386	33.1%	213,231	20.1%	146,631	13.9%	101,937	9.6%
Ethacrynic Acid	21,175	5,232	24.7%	3,378	16.0%	2,806	13.3%	2,100	9.9%
<b>First Use with 365 Days of Enrollment, and 365 Day Washout</b>									
Loop Diuretics	9,304,551	2,590,108	27.8%	1,687,553	18.1%	1,295,855	13.9%	1,000,764	10.8%
Bumetanide	305,094	90,975	29.8%	58,578	19.2%	42,434	13.9%	31,960	10.5%
Furosemide	8,812,311	2,451,386	27.8%	1,595,968	18.1%	1,228,035	13.9%	949,166	10.8%
Torsemide	305,823	90,523	29.6%	60,445	19.8%	43,982	14.4%	31,909	10.4%
Ethacrynic Acid	8,986	2,090	23.3%	1,369	15.2%	1,213	13.5%	906	10.1%

**Table 5. Summary of Time to End of Observable Data for Loop Diuretic Users in the Sentinel Distributed Database (SDD) from January 1, 2000 to March 31, 2021**

		Number of Episodes by Observable Time (0 - 1,459 days)							
		0-364 days		365-729 days		730-1,094 days		1,095-1,459 days	
	Total Number of Episodes	Number of Episodes	Percent of Episodes	Number of Episodes	Percent of Episodes	Number of Episodes	Percent of Episodes	Number of Episodes	Percent of Episodes
<b>First Use with 365 Days of Enrollment, and No Prior Evidence of Cancer</b>									
Loop Diuretics	10,804,083	2,658,773	24.6%	1,902,314	17.6%	1,480,999	13.7%	1,164,629	10.8%
Bumetanide	775,026	246,034	31.7%	151,167	19.5%	105,969	13.7%	77,299	10.0%
Furosemide	10,163,766	2,500,122	24.6%	1,787,584	17.6%	1,395,085	13.7%	1,098,237	10.8%
Torsemide	767,067	242,962	31.7%	153,498	20.0%	107,015	14.0%	75,832	9.9%
Ethacrynic Acid	13,586	3,201	23.6%	2,118	15.6%	1,806	13.3%	1,324	9.7%
<b>First Use with 365 Days of Enrollment, 365 Day Washout, and No Prior Evidence of Cancer</b>									
Loop Diuretics	6,161,848	1,614,266	26.2%	1,118,220	18.1%	871,097	14.1%	676,997	11.0%
Bumetanide	198,004	56,088	28.3%	37,670	19.0%	27,640	14.0%	21,269	10.7%
Furosemide	5,829,792	1,523,966	26.1%	1,056,304	18.1%	824,987	14.2%	641,456	11.0%
Torsemide	194,626	55,286	28.4%	38,211	19.6%	27,969	14.4%	20,663	10.6%
Ethacrynic Acid	5,272	1,189	22.6%	795	15.1%	725	13.8%	516	9.8%
<b>Pediatric Cohort</b>									
First Bumetanide Use	535	192	35.9%	98	18.3%	72	13.5%	53	9.9%
First Bumetanide Use with 365 Days of Enrollment	384	131	34.1%	69	18.0%	48	12.5%	42	10.9%
First Bumetanide Use with 365 Days of Enrollment, and 365 Day Washout	217	68	31.3%	40	18.4%	23	10.6%	31	14.3%
First Bumetanide Use with 365 Days of Enrollment, and No Prior Evidence of Cancer and History of Autism Spectrum Disorder (ASD)	60	27	45.0%	*****	11.7%	*****	10.0%	*****	16.7%

**Table 5. Summary of Time to End of Observable Data for Loop Diuretic Users in the Sentinel Distributed Database (SDD) from January 1, 2000 to March 31, 2021**

		Number of Episodes by Observable Time (0 - 1,459 days)							
		0-364 days		365-729 days		730-1,094 days		1,095-1,459 days	
	Total Number of Episodes	Number of Episodes	Percent of Episodes	Number of Episodes	Percent of Episodes	Number of Episodes	Percent of Episodes	Number of Episodes	Percent of Episodes
First Bumetanide Use with 365 Days of Enrollment, 365 Day Washout, No Prior Evidence of Cancer, and History of ASD	49	22	44.9%	*****	12.2%	*****	10.2%	*****	18.4%

\*\*\*\*\*Data are not presented in these cells due to a small sample size or to assure a small cell cannot be recalculated through the cells presented.



**Table 5. Summary of Time to End of Observable Data for Loop Diuretic Users in the Sentinel Distributed Database (SDD) from January 1, 2000 to March 31, 2021 (Continued)**

	Number of Episodes by Observable Time (1,460 - 2,555+ days)							
	1,460-1,824 days		1,825-2,189 days		2,190-2,554 days		2,555+ days	
	Number of Episodes	Percent of Episodes	Number of Episodes	Percent of Episodes	Number of Episodes	Percent of Episodes	Number of Episodes	Percent of Episodes
<b>Prevalent Use</b>								
Loop Diuretics	20,443,058	8.2%	15,131,183	6.0%	11,078,013	4.4%	22,842,796	9.1%
Bumetanide	935,100	7.2%	660,842	5.1%	470,127	3.6%	1,008,289	7.8%
Furosemide	18,540,457	8.3%	13,770,719	6.1%	10,099,078	4.5%	20,810,888	9.3%
Torsemide	961,632	7.3%	692,840	5.2%	502,033	3.8%	1,009,293	7.6%
Ethacrynic Acid	17,560	8.6%	14,807	7.2%	12,578	6.2%	27,516	13.5%
<b>First Use</b>								
Loop Diuretics	1,346,292	7.9%	1,062,043	6.2%	809,960	4.7%	2,235,597	13.0%
Bumetanide	86,840	6.7%	62,376	4.8%	44,118	3.4%	111,699	8.7%
Furosemide	1,278,742	7.9%	1,009,199	6.2%	769,928	4.7%	2,097,491	12.9%
Torsemide	83,031	6.5%	60,473	4.8%	44,591	3.5%	107,704	8.5%
Ethacrynic Acid	2,088	7.8%	1,772	6.6%	1,494	5.6%	4,291	16.1%
<b>First Use with 365 Days of Enrollment</b>								
Loop Diuretics	1,169,835	8.4%	901,534	6.4%	709,294	5.1%	1,770,315	12.6%
Bumetanide	74,589	7.0%	53,314	5.0%	37,281	3.5%	87,778	8.2%
Furosemide	1,109,462	8.4%	853,693	6.4%	673,424	5.1%	1,655,911	12.5%
Torsemide	71,438	6.7%	52,171	4.9%	38,641	3.7%	83,963	7.9%
Ethacrynic Acid	1,707	8.1%	1,473	7.0%	1,277	6.0%	3,202	15.1%
<b>First Use with 365 Days of Enrollment, and 365 Day Washout</b>								
Loop Diuretics	773,477	8.3%	599,866	6.4%	459,652	4.9%	897,276	9.6%
Bumetanide	23,987	7.9%	17,738	5.8%	12,660	4.1%	26,762	8.8%
Furosemide	734,387	8.3%	569,251	6.5%	436,745	5.0%	847,373	9.6%
Torsemide	23,311	7.6%	17,808	5.8%	13,074	4.3%	24,771	8.1%
Ethacrynic Acid	739	8.2%	663	7.4%	573	6.4%	1,433	15.9%

**Table 5. Summary of Time to End of Observable Data for Loop Diuretic Users in the Sentinel Distributed Database (SDD) from January 1, 2000 to March 31, 2021 (Continued)**

	Number of Episodes by Observable Time (1,460 - 2,555+ days)							
	1,460-1,824 days		1,825-2,189 days		2,190-2,554 days		2,555+ days	
	Number of Episodes	Percent of Episodes	Number of Episodes	Percent of Episodes	Number of Episodes	Percent of Episodes	Number of Episodes	Percent of Episodes
<b>First Use with 365 Days of Enrollment, and No Prior Evidence of Cancer</b>								
Loop Diuretics	925,252	8.6%	709,284	6.6%	561,123	5.2%	1,401,709	13.0%
Bumetanide	56,480	7.3%	40,422	5.2%	28,915	3.7%	68,740	8.9%
Furosemide	873,745	8.6%	669,378	6.6%	530,859	5.2%	1,308,756	12.9%
Torsemide	53,945	7.0%	39,367	5.1%	29,482	3.8%	64,966	8.5%
Ethacrynic Acid	1,128	8.3%	974	7.2%	872	6.4%	2,163	15.9%
<b>First Use with 365 Days of Enrollment, 365 Day Washout, and No Prior Evidence of Cancer</b>								
Loop Diuretics	526,889	8.6%	409,330	6.6%	315,867	5.1%	629,182	10.2%
Bumetanide	16,098	8.1%	11,910	6.0%	8,592	4.3%	18,737	9.5%
Furosemide	499,890	8.6%	388,573	6.7%	300,127	5.1%	594,489	10.2%
Torsemide	15,305	7.9%	11,548	5.9%	8,719	4.5%	16,925	8.7%
Ethacrynic Acid	443	8.4%	396	7.5%	341	6.5%	867	16.4%
<b>Pediatric Cohort</b>								
First Bumetanide Use	30	5.6%	27	5.0%	12	2.2%	51	9.5%
First Bumetanide Use with 365 Days of Enrollment	23	6.0%	22	5.7%	*****	1.3%	44	11.5%
First Bumetanide Use with 365 Days of Enrollment, and 365 Day Washout	*****	4.1%	16	7.4%	*****	1.4%	27	12.4%
First Bumetanide Use with 365 Days of Enrollment, and No Prior Evidence of Cancer and History of Autism Spectrum Disorder (ASD)	*****	5.0%	*****	6.7%	0	0.0%	*****	5.0%
First Bumetanide Use with 365 Days of Enrollment, 365 Day Washout, No Prior Evidence of Cancer, and History of ASD	0	0.0%	*****	8.2%	0	0.0%	*****	6.1%

\*\*\*\*\*Data are not presented in these cells due to a small sample size or to assure a small cell cannot be recalculated through the cells presented.





**Table 5. Summary of Time to End of Observable Data for Loop Diuretic Users in the Sentinel Distributed Database (SDD) from January 1, 2000 to March 31, 2021 (Continued)**

	Distribution of Observable Time in Days, by Episode						
	Minimum	Q1	Median	Q3	Maximum	Mean	Standard Deviation
<b>Prevalent Use</b>							
Loop Diuretics	1	332	804	1,574	7,305	1,075.1	940.4
Bumetanide	1	281	693	1,411	7,303	977.3	905.2
Furosemide	1	338	817	1,591	7,305	1,086.0	943.7
Torsemide	1	285	699	1,417	7,301	981.3	903.6
Ethacrynic Acid	1	399	986	1,914	6,831	1,252.2	1,022.5
<b>First Use</b>							
Loop Diuretics	1	323	855	1,781	7,305	1,188.8	1,079.0
Bumetanide	1	232	643	1,407	7,303	967.7	968.4
Furosemide	1	322	855	1,777	7,305	1,185.7	1,075.3
Torsemide	1	244	650	1,394	7,301	969.6	964.6
Ethacrynic Acid	1	356	980	2,014	6,831	1,291.0	1,111.8
<b>First Use with 365 Days of Enrollment</b>							
Loop Diuretics	1	353	909	1,793	6,940	1,194.5	1,028.5
Bumetanide	1	248	668	1,414	6,939	966.0	928.8
Furosemide	1	351	906	1,787	6,940	1,190.6	1,025.3
Torsemide	1	256	667	1,393	6,929	961.7	920.9
Ethacrynic Acid	1	372	993	1,990	6,929	1,271.5	1,059.2
<b>First Use with 365 Days of Enrollment, and 365 Day Washout</b>							
Loop Diuretics	1	315	831	1,648	6,937	1,093.3	949.8
Bumetanide	1	289	752	1,527	6,925	1,029.7	924.6
Furosemide	1	315	832	1,648	6,937	1,093.5	949.3
Torsemide	1	292	743	1,495	6,890	1,015.6	907.9
Ethacrynic Acid	1	402	1,035	2,060	5,143	1,305.3	1,051.5

**Table 5. Summary of Time to End of Observable Data for Loop Diuretic Users in the Sentinel Distributed Database (SDD) from January 1, 2000 to March 31, 2021 (Continued)**

	Distribution of Observable Time in Days, by Episode						
	Minimum	Q1	Median	Q3	Maximum	Mean	Standard Deviation
<b>First Use with 365 Days of Enrollment, and No Prior Evidence of Cancer</b>							
Loop Diuretics	1	372	938	1,815	6,940	1,217.8	1,030.0
Bumetanide	1	271	706	1,464	6,939	1,005.2	943.1
Furosemide	1	372	939	1,813	6,940	1,216.3	1,027.6
Torsemide	1	274	698	1,441	6,929	995.0	934.5
Ethacrynic Acid	1	393	1,030	2,057	6,929	1,311.6	1,069.2
<b>First Use with 365 Days of Enrollment, 365 Day Washout, and No Prior Evidence of Cancer</b>							
Loop Diuretics	1	343	873	1,693	6,937	1,128.7	960.2
Bumetanide	1	310	792	1,585	6,925	1,067.5	940.8
Furosemide	1	344	875	1,695	6,937	1,129.8	960.0
Torsemide	1	308	774	1,543	6,890	1,047.3	924.0
Ethacrynic Acid	1	419	1,052	2,086	5,042	1,330.5	1,056.5
<b>Pediatric Cohort</b>							
First Bumetanide Use	2	237	629	1,354	6,862	998.1	1,090.5
First Bumetanide Use with 365 Days of Enrollment	2	243	681	1,443	5,825	1,063.9	1,152.8
First Bumetanide Use with 365 Days of Enrollment, and 365 Day Washout	6	274	747	1,498	5,391	1,130.4	1,144.9
First Bumetanide Use with 365 Days of Enrollment, and No Prior Evidence of Cancer and History of Autism Spectrum Disorder (ASD)	2	231	422	1,336	3,028	812.2	772.6
First Bumetanide Use with 365 Days of Enrollment, 365 Day Washout, No Prior Evidence of Cancer, and History of ASD	24	235	398	1,288	3,028	828.5	799.9

**Appendix A. Dates of Available Data for Each Data Partner (DP) as of Request Distribution Date (October 27, 2021)**

---

<b>DP ID</b>	<b>Start Date<sup>1</sup></b>	<b>End Date<sup>1</sup></b>
DP01	01/01/2007	02/28/2021
DP02	01/01/2008	12/31/2020
DP03	01/01/2000	12/31/2019
DP04	01/01/2010	03/31/2021
DP05	01/01/2008	12/31/2020
DP06	01/01/2006	03/31/2021

<sup>1</sup>The start and end dates are based on the minimum and maximum dates within each DP. The month with the maximum date must have at least 80% of the number of records in the previous month.

**Appendix B. List of Generic and Brand Names of Medical Products Used to Define Exposures and Washout in this Request**

---

<b>Generic Name</b>	<b>Brand Name</b>
<b>Bumetanide</b>	
bumetanide	Bumex
bumetanide	bumetanide
<b>Furosemide</b>	
furosemide	Lasix
furosemide	furosemide
<b>Torsemide</b>	
torsemide	Demadex
torsemide	torsemide
<b>Ethacrynic Acid</b>	
ethacrynic acid	Edecrin
ethacrynic acid	ethacrynic acid



**Appendix C. List of International Classification of Diseases, Ninth Revision, Clinical Modification (ICD-9-CM), International Classification of Diseases, Tenth Revision, Clinical Modification (ICD-10-CM), International Classification of Diseases, Tenth Revision, Procedure Coding System (ICD-10-PCS), Healthcare Common Procedure Coding System (HCPCS), and Current Procedural Terminology, Fourth Edition (CPT-4) Diagnosis and Procedure Codes Assessed in the Procedure Table Used to Define Inclusion and Exclusion Criteria in this Request**

Code	Description	Code Type	Code Category
<b>Cancer</b>			
C92.A1	Acute myeloid leukemia with multilineage dysplasia, in remission	ICD-10-CM	Diagnosis
C92.A0	Acute myeloid leukemia with multilineage dysplasia, not having achieved remission	ICD-10-CM	Diagnosis
C92.A2	Acute myeloid leukemia with multilineage dysplasia, in relapse	ICD-10-CM	Diagnosis
C94.0	Acute erythroid leukemia	ICD-10-CM	Diagnosis
C94.02	Acute erythroid leukemia, in relapse	ICD-10-CM	Diagnosis
C94.01	Acute erythroid leukemia, in remission	ICD-10-CM	Diagnosis
C94.00	Acute erythroid leukemia, not having achieved remission	ICD-10-CM	Diagnosis
C95.0	Acute leukemia of unspecified cell type	ICD-10-CM	Diagnosis
C95.02	Acute leukemia of unspecified cell type, in relapse	ICD-10-CM	Diagnosis
C95.01	Acute leukemia of unspecified cell type, in remission	ICD-10-CM	Diagnosis
C95.00	Acute leukemia of unspecified cell type not having achieved remission	ICD-10-CM	Diagnosis
C91.0	Acute lymphoblastic leukemia [ALL]	ICD-10-CM	Diagnosis
C91.02	Acute lymphoblastic leukemia, in relapse	ICD-10-CM	Diagnosis
C91.01	Acute lymphoblastic leukemia, in remission	ICD-10-CM	Diagnosis
C91.00	Acute lymphoblastic leukemia not having achieved remission	ICD-10-CM	Diagnosis
C94.2	Acute megakaryoblastic leukemia	ICD-10-CM	Diagnosis
C94.22	Acute megakaryoblastic leukemia, in relapse	ICD-10-CM	Diagnosis
C94.21	Acute megakaryoblastic leukemia, in remission	ICD-10-CM	Diagnosis
C94.20	Acute megakaryoblastic leukemia not having achieved remission	ICD-10-CM	Diagnosis
C93.0	Acute monoblastic/monocytic leukemia	ICD-10-CM	Diagnosis
C93.02	Acute monoblastic/monocytic leukemia, in relapse	ICD-10-CM	Diagnosis
C93.01	Acute monoblastic/monocytic leukemia, in remission	ICD-10-CM	Diagnosis
C93.00	Acute monoblastic/monocytic leukemia, not having achieved remission	ICD-10-CM	Diagnosis
C92.0	Acute myeloblastic leukemia	ICD-10-CM	Diagnosis
C92.02	Acute myeloblastic leukemia, in relapse	ICD-10-CM	Diagnosis
C92.01	Acute myeloblastic leukemia, in remission	ICD-10-CM	Diagnosis
C92.00	Acute myeloblastic leukemia, not having achieved remission	ICD-10-CM	Diagnosis
C92.62	Acute myeloid leukemia with 11q23-abnormality in relapse	ICD-10-CM	Diagnosis
C92.61	Acute myeloid leukemia with 11q23-abnormality in remission	ICD-10-CM	Diagnosis
C92.60	Acute myeloid leukemia with 11q23-abnormality not having achieved remission	ICD-10-CM	Diagnosis
C92.A	Acute myeloid leukemia with multilineage dysplasia	ICD-10-CM	Diagnosis
C92.6	Acute myeloid leukemia with 11q23-abnormality	ICD-10-CM	Diagnosis
C92.5	Acute myelomonocytic leukemia	ICD-10-CM	Diagnosis
C92.52	Acute myelomonocytic leukemia, in relapse	ICD-10-CM	Diagnosis
C92.51	Acute myelomonocytic leukemia, in remission	ICD-10-CM	Diagnosis
C92.50	Acute myelomonocytic leukemia, not having achieved remission	ICD-10-CM	Diagnosis
C94.40	Acute panmyelosis with myelofibrosis not having achieved remission	ICD-10-CM	Diagnosis

**Appendix C. List of International Classification of Diseases, Ninth Revision, Clinical Modification (ICD-9-CM), International Classification of Diseases, Tenth Revision, Clinical Modification (ICD-10-CM), International Classification of Diseases, Tenth Revision, Procedure Coding System (ICD-10-PCS), Healthcare Common Procedure Coding System (HCPCS), and Current Procedural Terminology, Fourth Edition (CPT-4) Diagnosis and Procedure Codes Assessed in the Procedure Table Used to Define Inclusion and Exclusion Criteria in this Request**

<b>Code</b>	<b>Description</b>	<b>Code Type</b>	<b>Code Category</b>
C94.42	Acute panmyelosis with myelofibrosis, in relapse	ICD-10-CM	Diagnosis
C94.41	Acute panmyelosis with myelofibrosis, in remission	ICD-10-CM	Diagnosis
C94.4	Acute panmyelosis with myelofibrosis	ICD-10-CM	Diagnosis
C92.40	Acute promyelocytic leukemia, not having achieved remission	ICD-10-CM	Diagnosis
C92.4	Acute promyelocytic leukemia	ICD-10-CM	Diagnosis
C92.42	Acute promyelocytic leukemia, in relapse	ICD-10-CM	Diagnosis
C92.41	Acute promyelocytic leukemia, in remission	ICD-10-CM	Diagnosis
C91.5	Adult T-cell lymphoma/leukemia (HTLV-1-associated)	ICD-10-CM	Diagnosis
C91.52	Adult T-cell lymphoma/leukemia (HTLV-1-associated), in relapse	ICD-10-CM	Diagnosis
C91.51	Adult T-cell lymphoma/leukemia (HTLV-1-associated), in remission	ICD-10-CM	Diagnosis
C91.50	Adult T-cell lymphoma/leukemia (HTLV-1-associated) not having achieved remission	ICD-10-CM	Diagnosis
C96.21	Aggressive systemic mastocytosis	ICD-10-CM	Diagnosis
C84.7	Anaplastic large cell lymphoma, ALK-negative	ICD-10-CM	Diagnosis
C84.6	Anaplastic large cell lymphoma, ALK-positive	ICD-10-CM	Diagnosis
C84.79	Anaplastic large cell lymphoma, ALK-negative, extranodal and solid organ sites	ICD-10-CM	Diagnosis
C84.73	Anaplastic large cell lymphoma, ALK-negative, intra-abdominal lymph nodes	ICD-10-CM	Diagnosis
C84.76	Anaplastic large cell lymphoma, ALK-negative, intrapelvic lymph nodes	ICD-10-CM	Diagnosis
C84.72	Anaplastic large cell lymphoma, ALK-negative, intrathoracic lymph nodes	ICD-10-CM	Diagnosis
C84.71	Anaplastic large cell lymphoma, ALK-negative, lymph nodes of head, face, and neck	ICD-10-CM	Diagnosis
C84.74	Anaplastic large cell lymphoma, ALK-negative, lymph nodes of axilla and upper limb	ICD-10-CM	Diagnosis
C84.75	Anaplastic large cell lymphoma, ALK-negative, lymph nodes of inguinal region and lower limb	ICD-10-CM	Diagnosis
C84.78	Anaplastic large cell lymphoma, ALK-negative, lymph nodes of multiple sites	ICD-10-CM	Diagnosis
C84.77	Anaplastic large cell lymphoma, ALK-negative, spleen	ICD-10-CM	Diagnosis
C84.70	Anaplastic large cell lymphoma, ALK-negative, unspecified site	ICD-10-CM	Diagnosis
C84.63	Anaplastic large cell lymphoma, ALK-positive, intra-abdominal lymph nodes	ICD-10-CM	Diagnosis
C84.66	Anaplastic large cell lymphoma, ALK-positive, intrapelvic lymph nodes	ICD-10-CM	Diagnosis
C84.62	Anaplastic large cell lymphoma, ALK-positive, intrathoracic lymph nodes	ICD-10-CM	Diagnosis
C84.61	Anaplastic large cell lymphoma, ALK-positive, lymph nodes of head, face, and neck	ICD-10-CM	Diagnosis
C84.64	Anaplastic large cell lymphoma, ALK-positive, lymph nodes of axilla and upper limb	ICD-10-CM	Diagnosis
C84.65	Anaplastic large cell lymphoma, ALK-positive, lymph nodes of inguinal region and lower limb	ICD-10-CM	Diagnosis
C84.68	Anaplastic large cell lymphoma, ALK-positive, lymph nodes of multiple sites	ICD-10-CM	Diagnosis
C84.67	Anaplastic large cell lymphoma, ALK-positive, spleen	ICD-10-CM	Diagnosis

**Appendix C. List of International Classification of Diseases, Ninth Revision, Clinical Modification (ICD-9-CM), International Classification of Diseases, Tenth Revision, Clinical Modification (ICD-10-CM), International Classification of Diseases, Tenth Revision, Procedure Coding System (ICD-10-PCS), Healthcare Common Procedure Coding System (HCPCS), and Current Procedural Terminology, Fourth Edition (CPT-4) Diagnosis and Procedure Codes Assessed in the Procedure Table Used to Define Inclusion and Exclusion Criteria in this Request**

<b>Code</b>	<b>Description</b>	<b>Code Type</b>	<b>Code Category</b>
C84.60	Anaplastic large cell lymphoma, ALK-positive, unspecified site	ICD-10-CM	Diagnosis
C84.69	Anaplastic large cell lymphoma, ALK-positive, extranodal and solid organ sites	ICD-10-CM	Diagnosis
C86.5	Angioimmunoblastic T-cell lymphoma	ICD-10-CM	Diagnosis
C22.3	Angiosarcoma of liver	ICD-10-CM	Diagnosis
C92.21	Atypical chronic myeloid leukemia, BCR/ABL-negative, in remission	ICD-10-CM	Diagnosis
C92.20	Atypical chronic myeloid leukemia, BCR/ABL-negative, not having achieved remission	ICD-10-CM	Diagnosis
C92.22	Atypical chronic myeloid leukemia, BCR/ABL-negative, in relapse	ICD-10-CM	Diagnosis
C92.2	Atypical chronic myeloid leukemia, BCR/ABL-negative	ICD-10-CM	Diagnosis
C86.4	Blastic NK-cell lymphoma	ICD-10-CM	Diagnosis
C83.7	Burkitt lymphoma	ICD-10-CM	Diagnosis
C83.79	Burkitt lymphoma, extranodal and solid organ sites	ICD-10-CM	Diagnosis
C83.73	Burkitt lymphoma, intra-abdominal lymph nodes	ICD-10-CM	Diagnosis
C83.76	Burkitt lymphoma, intrapelvic lymph nodes	ICD-10-CM	Diagnosis
C83.72	Burkitt lymphoma, intrathoracic lymph nodes	ICD-10-CM	Diagnosis
C83.74	Burkitt lymphoma, lymph nodes of axilla and upper limb	ICD-10-CM	Diagnosis
C83.71	Burkitt lymphoma, lymph nodes of head, face, and neck	ICD-10-CM	Diagnosis
C83.78	Burkitt lymphoma, lymph nodes of multiple sites	ICD-10-CM	Diagnosis
C83.75	Burkitt lymphoma, lymph nodes of inguinal region and lower limb	ICD-10-CM	Diagnosis
C83.77	Burkitt lymphoma, spleen	ICD-10-CM	Diagnosis
C83.70	Burkitt lymphoma, unspecified site	ICD-10-CM	Diagnosis
C95.1	Chronic leukemia of unspecified cell type	ICD-10-CM	Diagnosis
C95.12	Chronic leukemia of unspecified cell type, in relapse	ICD-10-CM	Diagnosis
C95.11	Chronic leukemia of unspecified cell type, in remission	ICD-10-CM	Diagnosis
C95.10	Chronic leukemia of unspecified cell type not having achieved remission	ICD-10-CM	Diagnosis
C91.11	Chronic lymphocytic leukemia of B-cell type in remission	ICD-10-CM	Diagnosis
C91.10	Chronic lymphocytic leukemia of B-cell type not having achieved remission	ICD-10-CM	Diagnosis
C91.12	Chronic lymphocytic leukemia of B-cell type in relapse	ICD-10-CM	Diagnosis
C91.1	Chronic lymphocytic leukemia of B-cell type	ICD-10-CM	Diagnosis
C92.12	Chronic myeloid leukemia, BCR/ABL-positive, in relapse	ICD-10-CM	Diagnosis
C92.11	Chronic myeloid leukemia, BCR/ABL-positive, in remission	ICD-10-CM	Diagnosis
C92.10	Chronic myeloid leukemia, BCR/ABL-positive, not having achieved remission	ICD-10-CM	Diagnosis
C92.1	Chronic myeloid leukemia, BCR/ABL-positive	ICD-10-CM	Diagnosis
C93.12	Chronic myelomonocytic leukemia, in relapse	ICD-10-CM	Diagnosis
C93.11	Chronic myelomonocytic leukemia, in remission	ICD-10-CM	Diagnosis
C93.10	Chronic myelomonocytic leukemia not having achieved remission	ICD-10-CM	Diagnosis
C93.1	Chronic myelomonocytic leukemia	ICD-10-CM	Diagnosis
C82.63	Cutaneous follicle center lymphoma, intra-abdominal lymph nodes	ICD-10-CM	Diagnosis

**Appendix C. List of International Classification of Diseases, Ninth Revision, Clinical Modification (ICD-9-CM), International Classification of Diseases, Tenth Revision, Clinical Modification (ICD-10-CM), International Classification of Diseases, Tenth Revision, Procedure Coding System (ICD-10-PCS), Healthcare Common Procedure Coding System (HCPCS), and Current Procedural Terminology, Fourth Edition (CPT-4) Diagnosis and Procedure Codes Assessed in the Procedure Table Used to Define Inclusion and Exclusion Criteria in this Request**

<b>Code</b>	<b>Description</b>	<b>Code Type</b>	<b>Code Category</b>
C82.65	Cutaneous follicle center lymphoma, lymph nodes of inguinal region and lower limb	ICD-10-CM	Diagnosis
C82.69	Cutaneous follicle center lymphoma, extranodal and solid organ sites	ICD-10-CM	Diagnosis
C82.66	Cutaneous follicle center lymphoma, intrapelvic lymph nodes	ICD-10-CM	Diagnosis
C82.62	Cutaneous follicle center lymphoma, intrathoracic lymph nodes	ICD-10-CM	Diagnosis
C82.68	Cutaneous follicle center lymphoma, lymph nodes of multiple sites	ICD-10-CM	Diagnosis
C82.61	Cutaneous follicle center lymphoma, lymph nodes of head, face, and neck	ICD-10-CM	Diagnosis
C82.64	Cutaneous follicle center lymphoma, lymph nodes of axilla and upper limb	ICD-10-CM	Diagnosis
C82.6	Cutaneous follicle center lymphoma	ICD-10-CM	Diagnosis
C82.67	Cutaneous follicle center lymphoma, spleen	ICD-10-CM	Diagnosis
C82.60	Cutaneous follicle center lymphoma, unspecified site	ICD-10-CM	Diagnosis
C84.A9	Cutaneous T-cell lymphoma, unspecified, extranodal and solid organ sites	ICD-10-CM	Diagnosis
C84.A3	Cutaneous T-cell lymphoma, unspecified, intra-abdominal lymph nodes	ICD-10-CM	Diagnosis
C84.A6	Cutaneous T-cell lymphoma, unspecified, intrapelvic lymph nodes	ICD-10-CM	Diagnosis
C84.A2	Cutaneous T-cell lymphoma, unspecified, intrathoracic lymph nodes	ICD-10-CM	Diagnosis
C84.A5	Cutaneous T-cell lymphoma, unspecified, lymph nodes of inguinal region and lower limb	ICD-10-CM	Diagnosis
C84.A4	Cutaneous T-cell lymphoma, unspecified, lymph nodes of axilla and upper limb	ICD-10-CM	Diagnosis
C84.A1	Cutaneous T-cell lymphoma, unspecified lymph nodes of head, face, and neck	ICD-10-CM	Diagnosis
C84.A8	Cutaneous T-cell lymphoma, unspecified, lymph nodes of multiple sites	ICD-10-CM	Diagnosis
C84.A0	Cutaneous T-cell lymphoma, unspecified, unspecified site	ICD-10-CM	Diagnosis
C84.A	Cutaneous T-cell lymphoma, unspecified	ICD-10-CM	Diagnosis
C84.A7	Cutaneous T-cell lymphoma, unspecified, spleen	ICD-10-CM	Diagnosis
C82.59	Diffuse follicle center lymphoma, extranodal and solid organ sites	ICD-10-CM	Diagnosis
C82.54	Diffuse follicle center lymphoma, lymph nodes of axilla and upper limb	ICD-10-CM	Diagnosis
C82.51	Diffuse follicle center lymphoma, lymph nodes of head, face, and neck	ICD-10-CM	Diagnosis
C82.55	Diffuse follicle center lymphoma, lymph nodes of inguinal region and lower limb	ICD-10-CM	Diagnosis
C82.5	Diffuse follicle center lymphoma	ICD-10-CM	Diagnosis
C82.53	Diffuse follicle center lymphoma, intra-abdominal lymph nodes	ICD-10-CM	Diagnosis
C82.56	Diffuse follicle center lymphoma, intrapelvic lymph nodes	ICD-10-CM	Diagnosis
C82.52	Diffuse follicle center lymphoma, intrathoracic lymph nodes	ICD-10-CM	Diagnosis
C82.58	Diffuse follicle center lymphoma, lymph nodes of multiple sites	ICD-10-CM	Diagnosis
C82.57	Diffuse follicle center lymphoma, spleen	ICD-10-CM	Diagnosis
C82.50	Diffuse follicle center lymphoma, unspecified site	ICD-10-CM	Diagnosis
C83.3	Diffuse large B-cell lymphoma	ICD-10-CM	Diagnosis
C83.39	Diffuse large B-cell lymphoma, extranodal and solid organ sites	ICD-10-CM	Diagnosis
C83.33	Diffuse large B-cell lymphoma, intra-abdominal lymph nodes	ICD-10-CM	Diagnosis

**Appendix C. List of International Classification of Diseases, Ninth Revision, Clinical Modification (ICD-9-CM), International Classification of Diseases, Tenth Revision, Clinical Modification (ICD-10-CM), International Classification of Diseases, Tenth Revision, Procedure Coding System (ICD-10-PCS), Healthcare Common Procedure Coding System (HCPCS), and Current Procedural Terminology, Fourth Edition (CPT-4) Diagnosis and Procedure Codes Assessed in the Procedure Table Used to Define Inclusion and Exclusion Criteria in this Request**

<b>Code</b>	<b>Description</b>	<b>Code Type</b>	<b>Code Category</b>
C83.36	Diffuse large B-cell lymphoma, intrapelvic lymph nodes	ICD-10-CM	Diagnosis
C83.32	Diffuse large B-cell lymphoma, intrathoracic lymph nodes	ICD-10-CM	Diagnosis
C83.31	Diffuse large B-cell lymphoma, lymph nodes of head, face, and neck	ICD-10-CM	Diagnosis
C83.35	Diffuse large B-cell lymphoma, lymph nodes of inguinal region and lower limb	ICD-10-CM	Diagnosis
C83.34	Diffuse large B-cell lymphoma, lymph nodes of axilla and upper limb	ICD-10-CM	Diagnosis
C83.38	Diffuse large B-cell lymphoma, lymph nodes of multiple sites	ICD-10-CM	Diagnosis
C83.37	Diffuse large B-cell lymphoma, spleen	ICD-10-CM	Diagnosis
C83.30	Diffuse large B-cell lymphoma, unspecified site	ICD-10-CM	Diagnosis
C80.0	Disseminated malignant neoplasm, unspecified	ICD-10-CM	Diagnosis
C86.2	Enteropathy-type (intestinal) T-cell lymphoma	ICD-10-CM	Diagnosis
C90.20	Extramedullary plasmacytoma not having achieved remission	ICD-10-CM	Diagnosis
C90.2	Extramedullary plasmacytoma	ICD-10-CM	Diagnosis
C90.22	Extramedullary plasmacytoma in relapse	ICD-10-CM	Diagnosis
C90.21	Extramedullary plasmacytoma in remission	ICD-10-CM	Diagnosis
C88.4	Extranodal marginal zone B-cell lymphoma of mucosa-associated lymphoid tissue [MALT-lymphoma]	ICD-10-CM	Diagnosis
C86.0	Extranodal NK/T-cell lymphoma, nasal type	ICD-10-CM	Diagnosis
C82.45	Follicular lymphoma grade IIIb, lymph nodes of inguinal region and lower limb	ICD-10-CM	Diagnosis
C82.49	Follicular lymphoma grade IIIb, extranodal and solid organ sites	ICD-10-CM	Diagnosis
C82.29	Follicular lymphoma grade III, unspecified, extranodal and solid organ sites	ICD-10-CM	Diagnosis
C82	Follicular lymphoma	ICD-10-CM	Diagnosis
C82.21	Follicular lymphoma grade III, unspecified, lymph nodes of head, face, and neck	ICD-10-CM	Diagnosis
C82.24	Follicular lymphoma grade III, unspecified, lymph nodes of axilla and upper limb	ICD-10-CM	Diagnosis
C82.25	Follicular lymphoma grade III, unspecified, lymph nodes of inguinal region and lower limb	ICD-10-CM	Diagnosis
C82.39	Follicular lymphoma grade IIIa, extranodal and solid organ sites	ICD-10-CM	Diagnosis
C82.0	Follicular lymphoma grade I	ICD-10-CM	Diagnosis
C82.09	Follicular lymphoma grade I, extranodal and solid organ sites	ICD-10-CM	Diagnosis
C82.03	Follicular lymphoma grade I, intra-abdominal lymph nodes	ICD-10-CM	Diagnosis
C82.06	Follicular lymphoma grade I, intrapelvic lymph nodes	ICD-10-CM	Diagnosis
C82.02	Follicular lymphoma grade I, intrathoracic lymph nodes	ICD-10-CM	Diagnosis
C82.04	Follicular lymphoma grade I, lymph nodes of axilla and upper limb	ICD-10-CM	Diagnosis
C82.01	Follicular lymphoma grade I, lymph nodes of head, face, and neck	ICD-10-CM	Diagnosis
C82.05	Follicular lymphoma grade I, lymph nodes of inguinal region and lower limb	ICD-10-CM	Diagnosis
C82.08	Follicular lymphoma grade I, lymph nodes of multiple sites	ICD-10-CM	Diagnosis
C82.07	Follicular lymphoma grade I, spleen	ICD-10-CM	Diagnosis

**Appendix C. List of International Classification of Diseases, Ninth Revision, Clinical Modification (ICD-9-CM), International Classification of Diseases, Tenth Revision, Clinical Modification (ICD-10-CM), International Classification of Diseases, Tenth Revision, Procedure Coding System (ICD-10-PCS), Healthcare Common Procedure Coding System (HCPCS), and Current Procedural Terminology, Fourth Edition (CPT-4) Diagnosis and Procedure Codes Assessed in the Procedure Table Used to Define Inclusion and Exclusion Criteria in this Request**

<b>Code</b>	<b>Description</b>	<b>Code Type</b>	<b>Code Category</b>
C82.00	Follicular lymphoma grade I, unspecified site	ICD-10-CM	Diagnosis
C82.1	Follicular lymphoma grade II	ICD-10-CM	Diagnosis
C82.19	Follicular lymphoma grade II, extranodal and solid organ sites	ICD-10-CM	Diagnosis
C82.13	Follicular lymphoma grade II, intra-abdominal lymph nodes	ICD-10-CM	Diagnosis
C82.16	Follicular lymphoma grade II, intrapelvic lymph nodes	ICD-10-CM	Diagnosis
C82.12	Follicular lymphoma grade II, intrathoracic lymph nodes	ICD-10-CM	Diagnosis
C82.14	Follicular lymphoma grade II, lymph nodes of axilla and upper limb	ICD-10-CM	Diagnosis
C82.11	Follicular lymphoma grade II, lymph nodes of head, face, and neck	ICD-10-CM	Diagnosis
C82.15	Follicular lymphoma grade II, lymph nodes of inguinal region and lower limb	ICD-10-CM	Diagnosis
C82.18	Follicular lymphoma grade II, lymph nodes of multiple sites	ICD-10-CM	Diagnosis
C82.17	Follicular lymphoma grade II, spleen	ICD-10-CM	Diagnosis
C82.10	Follicular lymphoma grade II, unspecified site	ICD-10-CM	Diagnosis
C82.23	Follicular lymphoma grade III, unspecified, intra-abdominal lymph nodes	ICD-10-CM	Diagnosis
C82.26	Follicular lymphoma grade III, unspecified, intrapelvic lymph nodes	ICD-10-CM	Diagnosis
C82.22	Follicular lymphoma grade III, unspecified, intrathoracic lymph nodes	ICD-10-CM	Diagnosis
C82.28	Follicular lymphoma grade III, unspecified, lymph nodes of multiple sites	ICD-10-CM	Diagnosis
C82.20	Follicular lymphoma grade III, unspecified, unspecified site	ICD-10-CM	Diagnosis
C82.2	Follicular lymphoma grade III, unspecified	ICD-10-CM	Diagnosis
C82.27	Follicular lymphoma grade III, unspecified, spleen	ICD-10-CM	Diagnosis
C82.3	Follicular lymphoma grade IIIa	ICD-10-CM	Diagnosis
C82.33	Follicular lymphoma grade IIIa, intra-abdominal lymph nodes	ICD-10-CM	Diagnosis
C82.36	Follicular lymphoma grade IIIa, intrapelvic lymph nodes	ICD-10-CM	Diagnosis
C82.32	Follicular lymphoma grade IIIa, intrathoracic lymph nodes	ICD-10-CM	Diagnosis
C82.31	Follicular lymphoma grade IIIa, lymph nodes of head, face, and neck	ICD-10-CM	Diagnosis
C82.35	Follicular lymphoma grade IIIa, lymph nodes of inguinal region and lower limb	ICD-10-CM	Diagnosis
C82.34	Follicular lymphoma grade IIIa, lymph nodes of axilla and upper limb	ICD-10-CM	Diagnosis
C82.38	Follicular lymphoma grade IIIa, lymph nodes of multiple sites	ICD-10-CM	Diagnosis
C82.37	Follicular lymphoma grade IIIa, spleen	ICD-10-CM	Diagnosis
C82.30	Follicular lymphoma grade IIIa, unspecified site	ICD-10-CM	Diagnosis
C82.4	Follicular lymphoma grade IIIb	ICD-10-CM	Diagnosis
C82.48	Follicular lymphoma grade IIIb, lymph nodes of multiple sites	ICD-10-CM	Diagnosis
C82.43	Follicular lymphoma grade IIIb, intra-abdominal lymph nodes	ICD-10-CM	Diagnosis
C82.46	Follicular lymphoma grade IIIb, intrapelvic lymph nodes	ICD-10-CM	Diagnosis
C82.42	Follicular lymphoma grade IIIb, intrathoracic lymph nodes	ICD-10-CM	Diagnosis
C82.41	Follicular lymphoma grade IIIb, lymph nodes of head, face, and neck	ICD-10-CM	Diagnosis
C82.44	Follicular lymphoma grade IIIb, lymph nodes of axilla and upper limb	ICD-10-CM	Diagnosis
C82.47	Follicular lymphoma grade IIIb, spleen	ICD-10-CM	Diagnosis
C82.40	Follicular lymphoma grade IIIb, unspecified site	ICD-10-CM	Diagnosis
C82.93	Follicular lymphoma, unspecified, intra-abdominal lymph nodes	ICD-10-CM	Diagnosis

**Appendix C. List of International Classification of Diseases, Ninth Revision, Clinical Modification (ICD-9-CM), International Classification of Diseases, Tenth Revision, Clinical Modification (ICD-10-CM), International Classification of Diseases, Tenth Revision, Procedure Coding System (ICD-10-PCS), Healthcare Common Procedure Coding System (HCPCS), and Current Procedural Terminology, Fourth Edition (CPT-4) Diagnosis and Procedure Codes Assessed in the Procedure Table Used to Define Inclusion and Exclusion Criteria in this Request**

<b>Code</b>	<b>Description</b>	<b>Code Type</b>	<b>Code Category</b>
C82.96	Follicular lymphoma, unspecified, intrapelvic lymph nodes	ICD-10-CM	Diagnosis
C82.92	Follicular lymphoma, unspecified, intrathoracic lymph nodes	ICD-10-CM	Diagnosis
C82.91	Follicular lymphoma, unspecified, lymph nodes of head, face, and neck	ICD-10-CM	Diagnosis
C82.94	Follicular lymphoma, unspecified, lymph nodes of axilla and upper limb	ICD-10-CM	Diagnosis
C82.95	Follicular lymphoma, unspecified, lymph nodes of inguinal region and lower limb	ICD-10-CM	Diagnosis
C82.99	Follicular lymphoma, unspecified, extranodal and solid organ sites	ICD-10-CM	Diagnosis
C82.98	Follicular lymphoma, unspecified, lymph nodes of multiple sites	ICD-10-CM	Diagnosis
C82.90	Follicular lymphoma, unspecified, unspecified site	ICD-10-CM	Diagnosis
C82.9	Follicular lymphoma, unspecified	ICD-10-CM	Diagnosis
C82.97	Follicular lymphoma, unspecified, spleen	ICD-10-CM	Diagnosis
C49.A	Gastrointestinal stromal tumor	ICD-10-CM	Diagnosis
C49.A4	Gastrointestinal stromal tumor of large intestine	ICD-10-CM	Diagnosis
C49.A1	Gastrointestinal stromal tumor of esophagus	ICD-10-CM	Diagnosis
C49.A9	Gastrointestinal stromal tumor of other sites	ICD-10-CM	Diagnosis
C49.A5	Gastrointestinal stromal tumor of rectum	ICD-10-CM	Diagnosis
C49.A2	Gastrointestinal stromal tumor of stomach	ICD-10-CM	Diagnosis
C49.A3	Gastrointestinal stromal tumor of small intestine	ICD-10-CM	Diagnosis
C49.A0	Gastrointestinal stromal tumor, unspecified site	ICD-10-CM	Diagnosis
C91.4	Hairy cell leukemia	ICD-10-CM	Diagnosis
C91.42	Hairy cell leukemia, in relapse	ICD-10-CM	Diagnosis
C91.41	Hairy cell leukemia, in remission	ICD-10-CM	Diagnosis
C91.40	Hairy cell leukemia not having achieved remission	ICD-10-CM	Diagnosis
C88.2	Heavy chain disease	ICD-10-CM	Diagnosis
C22.2	Hepatoblastoma	ICD-10-CM	Diagnosis
C86.1	Hepatosplenic T-cell lymphoma	ICD-10-CM	Diagnosis
C96.A	Histiocytic sarcoma	ICD-10-CM	Diagnosis
C81	Hodgkin lymphoma	ICD-10-CM	Diagnosis
C81.99	Hodgkin lymphoma, unspecified, extranodal and solid organ sites	ICD-10-CM	Diagnosis
C81.93	Hodgkin lymphoma, unspecified, intra-abdominal lymph nodes	ICD-10-CM	Diagnosis
C81.96	Hodgkin lymphoma, unspecified, intrapelvic lymph nodes	ICD-10-CM	Diagnosis
C81.92	Hodgkin lymphoma, unspecified, intrathoracic lymph nodes	ICD-10-CM	Diagnosis
C81.98	Hodgkin lymphoma, unspecified, lymph nodes of multiple sites	ICD-10-CM	Diagnosis
C81.94	Hodgkin lymphoma, unspecified, lymph nodes of axilla and upper limb	ICD-10-CM	Diagnosis
C81.91	Hodgkin lymphoma, unspecified, lymph nodes of head, face, and neck	ICD-10-CM	Diagnosis
C81.95	Hodgkin lymphoma, unspecified, lymph nodes of inguinal region and lower limb	ICD-10-CM	Diagnosis
C81.9	Hodgkin lymphoma, unspecified	ICD-10-CM	Diagnosis
C81.97	Hodgkin lymphoma, unspecified, spleen	ICD-10-CM	Diagnosis
C81.90	Hodgkin lymphoma, unspecified, unspecified site	ICD-10-CM	Diagnosis

**Appendix C. List of International Classification of Diseases, Ninth Revision, Clinical Modification (ICD-9-CM), International Classification of Diseases, Tenth Revision, Clinical Modification (ICD-10-CM), International Classification of Diseases, Tenth Revision, Procedure Coding System (ICD-10-PCS), Healthcare Common Procedure Coding System (HCPCS), and Current Procedural Terminology, Fourth Edition (CPT-4) Diagnosis and Procedure Codes Assessed in the Procedure Table Used to Define Inclusion and Exclusion Criteria in this Request**

<b>Code</b>	<b>Description</b>	<b>Code Type</b>	<b>Code Category</b>
C88.3	Immunoproliferative small intestinal disease	ICD-10-CM	Diagnosis
C22.1	Intrahepatic bile duct carcinoma	ICD-10-CM	Diagnosis
C93.3	Juvenile myelomonocytic leukemia	ICD-10-CM	Diagnosis
C93.32	Juvenile myelomonocytic leukemia, in relapse	ICD-10-CM	Diagnosis
C93.31	Juvenile myelomonocytic leukemia, in remission	ICD-10-CM	Diagnosis
C93.30	Juvenile myelomonocytic leukemia, not having achieved remission	ICD-10-CM	Diagnosis
C46	Kaposi's sarcoma	ICD-10-CM	Diagnosis
C46.4	Kaposi's sarcoma of gastrointestinal sites	ICD-10-CM	Diagnosis
C46.52	Kaposi's sarcoma of left lung	ICD-10-CM	Diagnosis
C46.5	Kaposi's sarcoma of lung	ICD-10-CM	Diagnosis
C46.3	Kaposi's sarcoma of lymph nodes	ICD-10-CM	Diagnosis
C46.7	Kaposi's sarcoma of other sites	ICD-10-CM	Diagnosis
C46.2	Kaposi's sarcoma of palate	ICD-10-CM	Diagnosis
C46.51	Kaposi's sarcoma of right lung	ICD-10-CM	Diagnosis
C46.0	Kaposi's sarcoma of skin	ICD-10-CM	Diagnosis
C46.1	Kaposi's sarcoma of soft tissue	ICD-10-CM	Diagnosis
C46.50	Kaposi's sarcoma of unspecified lung	ICD-10-CM	Diagnosis
C46.9	Kaposi's sarcoma, unspecified	ICD-10-CM	Diagnosis
C81.39	Lymphocyte depleted Hodgkin lymphoma, extranodal and solid organ sites	ICD-10-CM	Diagnosis
C81.33	Lymphocyte depleted Hodgkin lymphoma, intra-abdominal lymph nodes	ICD-10-CM	Diagnosis
C81.36	Lymphocyte depleted Hodgkin lymphoma, intrapelvic lymph nodes	ICD-10-CM	Diagnosis
C81.32	Lymphocyte depleted Hodgkin lymphoma, intrathoracic lymph nodes	ICD-10-CM	Diagnosis
C81.35	Lymphocyte depleted Hodgkin lymphoma, lymph nodes of inguinal region and lower limb	ICD-10-CM	Diagnosis
C81.34	Lymphocyte depleted Hodgkin lymphoma, lymph nodes of axilla and upper limb	ICD-10-CM	Diagnosis
C81.31	Lymphocyte depleted Hodgkin lymphoma, lymph nodes of head, face, and neck	ICD-10-CM	Diagnosis
C81.38	Lymphocyte depleted Hodgkin lymphoma, lymph nodes of multiple sites	ICD-10-CM	Diagnosis
C95	Leukemia of unspecified cell type	ICD-10-CM	Diagnosis
C95.90	Leukemia, unspecified not having achieved remission	ICD-10-CM	Diagnosis
C95.9	Leukemia, unspecified	ICD-10-CM	Diagnosis
C95.92	Leukemia, unspecified, in relapse	ICD-10-CM	Diagnosis
C95.91	Leukemia, unspecified, in remission	ICD-10-CM	Diagnosis
C22.0	Liver cell carcinoma	ICD-10-CM	Diagnosis
C81.41	Lymphocyte-rich Hodgkin lymphoma, lymph nodes of head, face, and neck	ICD-10-CM	Diagnosis
C83.5	Lymphoblastic (diffuse) lymphoma	ICD-10-CM	Diagnosis
C83.55	Lymphoblastic (diffuse) lymphoma, lymph nodes of inguinal region and lower limb	ICD-10-CM	Diagnosis
C83.59	Lymphoblastic (diffuse) lymphoma, extranodal and solid organ sites	ICD-10-CM	Diagnosis



**Appendix C. List of International Classification of Diseases, Ninth Revision, Clinical Modification (ICD-9-CM), International Classification of Diseases, Tenth Revision, Clinical Modification (ICD-10-CM), International Classification of Diseases, Tenth Revision, Procedure Coding System (ICD-10-PCS), Healthcare Common Procedure Coding System (HCPCS), and Current Procedural Terminology, Fourth Edition (CPT-4) Diagnosis and Procedure Codes Assessed in the Procedure Table Used to Define Inclusion and Exclusion Criteria in this Request**

<b>Code</b>	<b>Description</b>	<b>Code Type</b>	<b>Code Category</b>
C83.53	Lymphoblastic (diffuse) lymphoma, intra-abdominal lymph nodes	ICD-10-CM	Diagnosis
C83.56	Lymphoblastic (diffuse) lymphoma, intrapelvic lymph nodes	ICD-10-CM	Diagnosis
C83.52	Lymphoblastic (diffuse) lymphoma, intrathoracic lymph nodes	ICD-10-CM	Diagnosis
C83.54	Lymphoblastic (diffuse) lymphoma, lymph nodes of axilla and upper limb	ICD-10-CM	Diagnosis
C83.51	Lymphoblastic (diffuse) lymphoma, lymph nodes of head, face, and neck	ICD-10-CM	Diagnosis
C83.58	Lymphoblastic (diffuse) lymphoma, lymph nodes of multiple sites	ICD-10-CM	Diagnosis
C83.57	Lymphoblastic (diffuse) lymphoma, spleen	ICD-10-CM	Diagnosis
C83.50	Lymphoblastic (diffuse) lymphoma, unspecified site	ICD-10-CM	Diagnosis
C81.49	Lymphocyte-rich Hodgkin lymphoma, extranodal and solid organ sites	ICD-10-CM	Diagnosis
C81.45	Lymphocyte-rich Hodgkin lymphoma, lymph nodes of inguinal region and lower limb	ICD-10-CM	Diagnosis
C81.4	Lymphocyte-rich Hodgkin lymphoma	ICD-10-CM	Diagnosis
C81.43	Lymphocyte-rich Hodgkin lymphoma, intra-abdominal lymph nodes	ICD-10-CM	Diagnosis
C81.46	Lymphocyte-rich Hodgkin lymphoma, intrapelvic lymph nodes	ICD-10-CM	Diagnosis
C81.42	Lymphocyte-rich Hodgkin lymphoma, intrathoracic lymph nodes	ICD-10-CM	Diagnosis
C81.44	Lymphocyte-rich Hodgkin lymphoma, lymph nodes of axilla and upper limb	ICD-10-CM	Diagnosis
C81.48	Lymphocyte-rich Hodgkin lymphoma, lymph nodes of multiple sites	ICD-10-CM	Diagnosis
C81.47	Lymphocyte-rich Hodgkin lymphoma, spleen	ICD-10-CM	Diagnosis
C81.40	Lymphocyte-rich Hodgkin lymphoma, unspecified site	ICD-10-CM	Diagnosis
C81.3	Lymphocyte depleted Hodgkin lymphoma	ICD-10-CM	Diagnosis
C81.37	Lymphocyte depleted Hodgkin lymphoma, spleen	ICD-10-CM	Diagnosis
C81.30	Lymphocyte depleted Hodgkin lymphoma, unspecified site	ICD-10-CM	Diagnosis
C91	Lymphoid leukemia	ICD-10-CM	Diagnosis
C91.90	Lymphoid leukemia, unspecified not having achieved remission	ICD-10-CM	Diagnosis
C91.9	Lymphoid leukemia, unspecified	ICD-10-CM	Diagnosis
C91.92	Lymphoid leukemia, unspecified, in relapse	ICD-10-CM	Diagnosis
C91.91	Lymphoid leukemia, unspecified, in remission	ICD-10-CM	Diagnosis
O9A.1	Malignant neoplasm complicating pregnancy, childbirth and the puerperium	ICD-10-CM	Diagnosis
C22	Malignant neoplasm of liver and intrahepatic bile ducts	ICD-10-CM	Diagnosis
C21.8	Malignant neoplasm of overlapping sites of rectum, anus and anal canal	ICD-10-CM	Diagnosis
C63.8	Malignant neoplasm of overlapping sites of male genital organs	ICD-10-CM	Diagnosis
C47.10	Malignant neoplasm of peripheral nerves of unspecified upper limb, including shoulder	ICD-10-CM	Diagnosis
C47.2	Malignant neoplasm of peripheral nerves of lower limb, including hip	ICD-10-CM	Diagnosis
C47.22	Malignant neoplasm of peripheral nerves of left lower limb, including hip	ICD-10-CM	Diagnosis
C47.12	Malignant neoplasm of peripheral nerves of left upper limb, including shoulder	ICD-10-CM	Diagnosis
C47.21	Malignant neoplasm of peripheral nerves of right lower limb, including hip	ICD-10-CM	Diagnosis
C47.11	Malignant neoplasm of peripheral nerves of right upper limb, including shoulder	ICD-10-CM	Diagnosis

**Appendix C. List of International Classification of Diseases, Ninth Revision, Clinical Modification (ICD-9-CM), International Classification of Diseases, Tenth Revision, Clinical Modification (ICD-10-CM), International Classification of Diseases, Tenth Revision, Procedure Coding System (ICD-10-PCS), Healthcare Common Procedure Coding System (HCPCS), and Current Procedural Terminology, Fourth Edition (CPT-4) Diagnosis and Procedure Codes Assessed in the Procedure Table Used to Define Inclusion and Exclusion Criteria in this Request**

<b>Code</b>	<b>Description</b>	<b>Code Type</b>	<b>Code Category</b>
C47.20	Malignant neoplasm of peripheral nerves of unspecified lower limb, including hip	ICD-10-CM	Diagnosis
C96.9	Malignant neoplasm of lymphoid, hematopoietic and related tissue, unspecified	ICD-10-CM	Diagnosis
C57.8	Malignant neoplasm of overlapping sites of female genital organs	ICD-10-CM	Diagnosis
C50.122	Malignant neoplasm of central portion of left male breast	ICD-10-CM	Diagnosis
C50.112	Malignant neoplasm of central portion of left female breast	ICD-10-CM	Diagnosis
C50.121	Malignant neoplasm of central portion of right male breast	ICD-10-CM	Diagnosis
C50.111	Malignant neoplasm of central portion of right female breast	ICD-10-CM	Diagnosis
C50.119	Malignant neoplasm of central portion of unspecified female breast	ICD-10-CM	Diagnosis
C50.129	Malignant neoplasm of central portion of unspecified male breast	ICD-10-CM	Diagnosis
C49.22	Malignant neoplasm of connective and soft tissue of left lower limb, including hip	ICD-10-CM	Diagnosis
C49.12	Malignant neoplasm of connective and soft tissue of left upper limb, including shoulder	ICD-10-CM	Diagnosis
C49.21	Malignant neoplasm of connective and soft tissue of right lower limb, including hip	ICD-10-CM	Diagnosis
C49.11	Malignant neoplasm of connective and soft tissue of right upper limb, including shoulder	ICD-10-CM	Diagnosis
C49.20	Malignant neoplasm of connective and soft tissue of unspecified lower limb, including hip	ICD-10-CM	Diagnosis
C49.10	Malignant neoplasm of connective and soft tissue of unspecified upper limb, including shoulder	ICD-10-CM	Diagnosis
C49.1	Malignant neoplasm of connective and soft tissue of upper limb, including shoulder	ICD-10-CM	Diagnosis
C50.31	Malignant neoplasm of lower-inner quadrant of breast, female	ICD-10-CM	Diagnosis
C50.312	Malignant neoplasm of lower-inner quadrant of left female breast	ICD-10-CM	Diagnosis
C50.322	Malignant neoplasm of lower-inner quadrant of left male breast	ICD-10-CM	Diagnosis
C50.311	Malignant neoplasm of lower-inner quadrant of right female breast	ICD-10-CM	Diagnosis
C50.321	Malignant neoplasm of lower-inner quadrant of right male breast	ICD-10-CM	Diagnosis
C50.319	Malignant neoplasm of lower-inner quadrant of unspecified female breast	ICD-10-CM	Diagnosis
C50.329	Malignant neoplasm of lower-inner quadrant of unspecified male breast	ICD-10-CM	Diagnosis
C50.32	Malignant neoplasm of lower-inner quadrant of breast, male	ICD-10-CM	Diagnosis
C50.51	Malignant neoplasm of lower-outer quadrant of breast, female	ICD-10-CM	Diagnosis
C50.512	Malignant neoplasm of lower-outer quadrant of left female breast	ICD-10-CM	Diagnosis
C50.522	Malignant neoplasm of lower-outer quadrant of left male breast	ICD-10-CM	Diagnosis
C50.511	Malignant neoplasm of lower-outer quadrant of right female breast	ICD-10-CM	Diagnosis
C50.521	Malignant neoplasm of lower-outer quadrant of right male breast	ICD-10-CM	Diagnosis
C50.519	Malignant neoplasm of lower-outer quadrant of unspecified female breast	ICD-10-CM	Diagnosis
C50.529	Malignant neoplasm of lower-outer quadrant of unspecified male breast	ICD-10-CM	Diagnosis

**Appendix C. List of International Classification of Diseases, Ninth Revision, Clinical Modification (ICD-9-CM), International Classification of Diseases, Tenth Revision, Clinical Modification (ICD-10-CM), International Classification of Diseases, Tenth Revision, Procedure Coding System (ICD-10-PCS), Healthcare Common Procedure Coding System (HCPCS), and Current Procedural Terminology, Fourth Edition (CPT-4) Diagnosis and Procedure Codes Assessed in the Procedure Table Used to Define Inclusion and Exclusion Criteria in this Request**

<b>Code</b>	<b>Description</b>	<b>Code Type</b>	<b>Code Category</b>
C50.52	Malignant neoplasm of lower-outer quadrant of breast, male	ICD-10-CM	Diagnosis
C50.022	Malignant neoplasm of nipple and areola, left male breast	ICD-10-CM	Diagnosis
C50.012	Malignant neoplasm of nipple and areola, left female breast	ICD-10-CM	Diagnosis
C50.021	Malignant neoplasm of nipple and areola, right male breast	ICD-10-CM	Diagnosis
C50.011	Malignant neoplasm of nipple and areola, right female breast	ICD-10-CM	Diagnosis
C50.019	Malignant neoplasm of nipple and areola, unspecified female breast	ICD-10-CM	Diagnosis
C50.029	Malignant neoplasm of nipple and areola, unspecified male breast	ICD-10-CM	Diagnosis
C17.9	Malignant neoplasm of small intestine, unspecified	ICD-10-CM	Diagnosis
C57.7	Malignant neoplasm of other specified female genital organs	ICD-10-CM	Diagnosis
C38.8	Malignant neoplasm of overlapping sites of heart, mediastinum and pleura	ICD-10-CM	Diagnosis
C76.8	Malignant neoplasm of other specified ill-defined sites	ICD-10-CM	Diagnosis
C50.21	Malignant neoplasm of upper-inner quadrant of breast, female	ICD-10-CM	Diagnosis
C50.212	Malignant neoplasm of upper-inner quadrant of left female breast	ICD-10-CM	Diagnosis
C50.222	Malignant neoplasm of upper-inner quadrant of left male breast	ICD-10-CM	Diagnosis
C50.211	Malignant neoplasm of upper-inner quadrant of right female breast	ICD-10-CM	Diagnosis
C50.221	Malignant neoplasm of upper-inner quadrant of right male breast	ICD-10-CM	Diagnosis
C50.229	Malignant neoplasm of upper-inner quadrant of unspecified male breast	ICD-10-CM	Diagnosis
C50.41	Malignant neoplasm of upper-outer quadrant of breast, female	ICD-10-CM	Diagnosis
C50.412	Malignant neoplasm of upper-outer quadrant of left female breast	ICD-10-CM	Diagnosis
C50.422	Malignant neoplasm of upper-outer quadrant of left male breast	ICD-10-CM	Diagnosis
C50.411	Malignant neoplasm of upper-outer quadrant of right female breast	ICD-10-CM	Diagnosis
C50.421	Malignant neoplasm of upper-outer quadrant of right male breast	ICD-10-CM	Diagnosis
C50.419	Malignant neoplasm of upper-outer quadrant of unspecified female breast	ICD-10-CM	Diagnosis
C50.429	Malignant neoplasm of upper-outer quadrant of unspecified male breast	ICD-10-CM	Diagnosis
C50.42	Malignant neoplasm of upper-outer quadrant of breast, male	ICD-10-CM	Diagnosis
C50.219	Malignant neoplasm of upper-inner quadrant of unspecified female breast	ICD-10-CM	Diagnosis
C7A.094	Malignant carcinoid tumor of the foregut, unspecified	ICD-10-CM	Diagnosis
C7A.029	Malignant carcinoid tumor of the large intestine, unspecified portion	ICD-10-CM	Diagnosis
C7A.024	Malignant carcinoid tumor of the descending colon	ICD-10-CM	Diagnosis
C7A.020	Malignant carcinoid tumor of the appendix	ICD-10-CM	Diagnosis
C7A.022	Malignant carcinoid tumor of the ascending colon	ICD-10-CM	Diagnosis
C7A.090	Malignant carcinoid tumor of the bronchus and lung	ICD-10-CM	Diagnosis
C7A.021	Malignant carcinoid tumor of the cecum	ICD-10-CM	Diagnosis
C7A.010	Malignant carcinoid tumor of the duodenum	ICD-10-CM	Diagnosis
C7A.096	Malignant carcinoid tumor of the hindgut, unspecified	ICD-10-CM	Diagnosis
C7A.012	Malignant carcinoid tumor of the ileum	ICD-10-CM	Diagnosis
C7A.011	Malignant carcinoid tumor of the jejunum	ICD-10-CM	Diagnosis
C7A.093	Malignant carcinoid tumor of the kidney	ICD-10-CM	Diagnosis
C7A.095	Malignant carcinoid tumor of the midgut, unspecified	ICD-10-CM	Diagnosis
C7A.026	Malignant carcinoid tumor of the rectum	ICD-10-CM	Diagnosis

**Appendix C. List of International Classification of Diseases, Ninth Revision, Clinical Modification (ICD-9-CM), International Classification of Diseases, Tenth Revision, Clinical Modification (ICD-10-CM), International Classification of Diseases, Tenth Revision, Procedure Coding System (ICD-10-PCS), Healthcare Common Procedure Coding System (HCPCS), and Current Procedural Terminology, Fourth Edition (CPT-4) Diagnosis and Procedure Codes Assessed in the Procedure Table Used to Define Inclusion and Exclusion Criteria in this Request**

<b>Code</b>	<b>Description</b>	<b>Code Type</b>	<b>Code Category</b>
C7A.025	Malignant carcinoid tumor of the sigmoid colon	ICD-10-CM	Diagnosis
C7A.092	Malignant carcinoid tumor of the stomach	ICD-10-CM	Diagnosis
C7A.091	Malignant carcinoid tumor of the thymus	ICD-10-CM	Diagnosis
C7A.023	Malignant carcinoid tumor of the transverse colon	ICD-10-CM	Diagnosis
C7A.00	Malignant carcinoid tumor of unspecified site	ICD-10-CM	Diagnosis
C7A.019	Malignant carcinoid tumor of the small intestine, unspecified portion	ICD-10-CM	Diagnosis
C7A.0	Malignant carcinoid tumors	ICD-10-CM	Diagnosis
C7A.09	Malignant carcinoid tumors of other sites	ICD-10-CM	Diagnosis
C7A.098	Malignant carcinoid tumors of other sites	ICD-10-CM	Diagnosis
C7A.01	Malignant carcinoid tumors of the small intestine	ICD-10-CM	Diagnosis
C7A.02	Malignant carcinoid tumors of the appendix, large intestine, and rectum	ICD-10-CM	Diagnosis
C88.9	Malignant immunoproliferative disease, unspecified	ICD-10-CM	Diagnosis
C88	Malignant immunoproliferative diseases and certain other B-cell lymphomas	ICD-10-CM	Diagnosis
C96.2	Malignant mast cell neoplasm	ICD-10-CM	Diagnosis
C96.20	Malignant mast cell neoplasm, unspecified	ICD-10-CM	Diagnosis
C43.2	Malignant melanoma of ear and external auricular canal	ICD-10-CM	Diagnosis
C43.62	Malignant melanoma of left upper limb, including shoulder	ICD-10-CM	Diagnosis
C43.22	Malignant melanoma of left ear and external auricular canal	ICD-10-CM	Diagnosis
C43.122	Malignant melanoma of left lower eyelid, including canthus	ICD-10-CM	Diagnosis
C43.121	Malignant melanoma of left upper eyelid, including canthus	ICD-10-CM	Diagnosis
C43.51	Malignant melanoma of anal skin	ICD-10-CM	Diagnosis
C43.1	Malignant melanoma of eyelid, including canthus	ICD-10-CM	Diagnosis
C43.12	Malignant melanoma of left eyelid, including canthus	ICD-10-CM	Diagnosis
C43.72	Malignant melanoma of left lower limb, including hip	ICD-10-CM	Diagnosis
C43.0	Malignant melanoma of lip	ICD-10-CM	Diagnosis
C43.7	Malignant melanoma of lower limb, including hip	ICD-10-CM	Diagnosis
C43.31	Malignant melanoma of nose	ICD-10-CM	Diagnosis
C43.59	Malignant melanoma of other part of trunk	ICD-10-CM	Diagnosis
C43.39	Malignant melanoma of other parts of face	ICD-10-CM	Diagnosis
C43.8	Malignant melanoma of overlapping sites of skin	ICD-10-CM	Diagnosis
C43.11	Malignant melanoma of right eyelid, including canthus	ICD-10-CM	Diagnosis
C43.71	Malignant melanoma of right lower limb, including hip	ICD-10-CM	Diagnosis
C43.4	Malignant melanoma of scalp and neck	ICD-10-CM	Diagnosis
C43	Malignant melanoma of skin	ICD-10-CM	Diagnosis
C43.52	Malignant melanoma of skin of breast	ICD-10-CM	Diagnosis
C43.9	Malignant melanoma of skin, unspecified	ICD-10-CM	Diagnosis
C43.5	Malignant melanoma of trunk	ICD-10-CM	Diagnosis
C43.30	Malignant melanoma of unspecified part of face	ICD-10-CM	Diagnosis
C43.6	Malignant melanoma of upper limb, including shoulder	ICD-10-CM	Diagnosis
C43.3	Malignant melanoma of other and unspecified parts of face	ICD-10-CM	Diagnosis

**Appendix C. List of International Classification of Diseases, Ninth Revision, Clinical Modification (ICD-9-CM), International Classification of Diseases, Tenth Revision, Clinical Modification (ICD-10-CM), International Classification of Diseases, Tenth Revision, Procedure Coding System (ICD-10-PCS), Healthcare Common Procedure Coding System (HCPCS), and Current Procedural Terminology, Fourth Edition (CPT-4) Diagnosis and Procedure Codes Assessed in the Procedure Table Used to Define Inclusion and Exclusion Criteria in this Request**

<b>Code</b>	<b>Description</b>	<b>Code Type</b>	<b>Code Category</b>
C43.61	Malignant melanoma of right upper limb, including shoulder	ICD-10-CM	Diagnosis
C43.21	Malignant melanoma of right ear and external auricular canal	ICD-10-CM	Diagnosis
C43.112	Malignant melanoma of right lower eyelid, including canthus	ICD-10-CM	Diagnosis
C43.111	Malignant melanoma of right upper eyelid, including canthus	ICD-10-CM	Diagnosis
C43.20	Malignant melanoma of unspecified ear and external auricular canal	ICD-10-CM	Diagnosis
C43.10	Malignant melanoma of unspecified eyelid, including canthus	ICD-10-CM	Diagnosis
C43.70	Malignant melanoma of unspecified lower limb, including hip	ICD-10-CM	Diagnosis
C43.60	Malignant melanoma of unspecified upper limb, including shoulder	ICD-10-CM	Diagnosis
C13.1	Malignant neoplasm of aryepiglottic fold, hypopharyngeal aspect	ICD-10-CM	Diagnosis
C14	Malignant neoplasm of other and ill-defined sites in the lip, oral cavity and pharynx	ICD-10-CM	Diagnosis
C14.8	Malignant neoplasm of overlapping sites of lip, oral cavity and pharynx	ICD-10-CM	Diagnosis
C47.1	Malignant neoplasm of peripheral nerves of upper limb, including shoulder	ICD-10-CM	Diagnosis
C72	Malignant neoplasm of spinal cord, cranial nerves and other parts of central nervous system	ICD-10-CM	Diagnosis
C02.3	Malignant neoplasm of anterior two-thirds of tongue, part unspecified	ICD-10-CM	Diagnosis
C10.1	Malignant neoplasm of anterior surface of epiglottis	ICD-10-CM	Diagnosis
C11.3	Malignant neoplasm of anterior wall of nasopharynx	ICD-10-CM	Diagnosis
C75.5	Malignant neoplasm of aortic body and other paraganglia	ICD-10-CM	Diagnosis
C80.2	Malignant neoplasm associated with transplanted organ	ICD-10-CM	Diagnosis
C50.61	Malignant neoplasm of axillary tail of breast, female	ICD-10-CM	Diagnosis
C50.612	Malignant neoplasm of axillary tail of left female breast	ICD-10-CM	Diagnosis
C50.622	Malignant neoplasm of axillary tail of left male breast	ICD-10-CM	Diagnosis
C50.611	Malignant neoplasm of axillary tail of right female breast	ICD-10-CM	Diagnosis
C50.621	Malignant neoplasm of axillary tail of right male breast	ICD-10-CM	Diagnosis
C50.619	Malignant neoplasm of axillary tail of unspecified female breast	ICD-10-CM	Diagnosis
C50.629	Malignant neoplasm of axillary tail of unspecified male breast	ICD-10-CM	Diagnosis
C41	Malignant neoplasm of bone and articular cartilage of other and unspecified sites	ICD-10-CM	Diagnosis
C41.9	Malignant neoplasm of bone and articular cartilage, unspecified	ICD-10-CM	Diagnosis
C40	Malignant neoplasm of bone and articular cartilage of limbs	ICD-10-CM	Diagnosis
C50.91	Malignant neoplasm of breast of unspecified site, female	ICD-10-CM	Diagnosis
C50.92	Malignant neoplasm of breast of unspecified site, male	ICD-10-CM	Diagnosis
C50.11	Malignant neoplasm of central portion of breast, female	ICD-10-CM	Diagnosis
C50.12	Malignant neoplasm of central portion of breast, male	ICD-10-CM	Diagnosis
C71.0	Malignant neoplasm of cerebrum, except lobes and ventricles	ICD-10-CM	Diagnosis
C00.6	Malignant neoplasm of commissure of lip, unspecified	ICD-10-CM	Diagnosis
O9A.111	Malignant neoplasm complicating pregnancy, first trimester	ICD-10-CM	Diagnosis
O9A.112	Malignant neoplasm complicating pregnancy, second trimester	ICD-10-CM	Diagnosis
O9A.113	Malignant neoplasm complicating pregnancy, third trimester	ICD-10-CM	Diagnosis

**Appendix C. List of International Classification of Diseases, Ninth Revision, Clinical Modification (ICD-9-CM), International Classification of Diseases, Tenth Revision, Clinical Modification (ICD-10-CM), International Classification of Diseases, Tenth Revision, Procedure Coding System (ICD-10-PCS), Healthcare Common Procedure Coding System (HCPCS), and Current Procedural Terminology, Fourth Edition (CPT-4) Diagnosis and Procedure Codes Assessed in the Procedure Table Used to Define Inclusion and Exclusion Criteria in this Request**

<b>Code</b>	<b>Description</b>	<b>Code Type</b>	<b>Code Category</b>
O9A.119	Malignant neoplasm complicating pregnancy, unspecified trimester	ICD-10-CM	Diagnosis
O9A.12	Malignant neoplasm complicating childbirth	ICD-10-CM	Diagnosis
O9A.11	Malignant neoplasm complicating pregnancy	ICD-10-CM	Diagnosis
O9A.13	Malignant neoplasm complicating the puerperium	ICD-10-CM	Diagnosis
C49.6	Malignant neoplasm of connective and soft tissue of trunk, unspecified	ICD-10-CM	Diagnosis
C49.0	Malignant neoplasm of connective and soft tissue of head, face and neck	ICD-10-CM	Diagnosis
C49.2	Malignant neoplasm of connective and soft tissue of lower limb, including hip	ICD-10-CM	Diagnosis
C49.4	Malignant neoplasm of connective and soft tissue of abdomen	ICD-10-CM	Diagnosis
C49.5	Malignant neoplasm of connective and soft tissue of pelvis	ICD-10-CM	Diagnosis
C49.3	Malignant neoplasm of connective and soft tissue of thorax	ICD-10-CM	Diagnosis
C49.9	Malignant neoplasm of connective and soft tissue, unspecified	ICD-10-CM	Diagnosis
C74.02	Malignant neoplasm of cortex of left adrenal gland	ICD-10-CM	Diagnosis
C74.01	Malignant neoplasm of cortex of right adrenal gland	ICD-10-CM	Diagnosis
C74.00	Malignant neoplasm of cortex of unspecified adrenal gland	ICD-10-CM	Diagnosis
C16.6	Malignant neoplasm of greater curvature of stomach, unspecified	ICD-10-CM	Diagnosis
C26.9	Malignant neoplasm of ill-defined sites within the digestive system	ICD-10-CM	Diagnosis
C26.0	Malignant neoplasm of intestinal tract, part unspecified	ICD-10-CM	Diagnosis
C11.2	Malignant neoplasm of lateral wall of nasopharynx	ICD-10-CM	Diagnosis
C69.52	Malignant neoplasm of left lacrimal gland and duct	ICD-10-CM	Diagnosis
C16.5	Malignant neoplasm of lesser curvature of stomach, unspecified	ICD-10-CM	Diagnosis
C22.9	Malignant neoplasm of liver, not specified as primary or secondary	ICD-10-CM	Diagnosis
C22.8	Malignant neoplasm of liver, primary, unspecified as to type	ICD-10-CM	Diagnosis
C40.22	Malignant neoplasm of long bones of left lower limb	ICD-10-CM	Diagnosis
C40.21	Malignant neoplasm of long bones of right lower limb	ICD-10-CM	Diagnosis
C40.20	Malignant neoplasm of long bones of unspecified lower limb	ICD-10-CM	Diagnosis
C50.3	Malignant neoplasm of lower-inner quadrant of breast	ICD-10-CM	Diagnosis
C50.5	Malignant neoplasm of lower-outer quadrant of breast	ICD-10-CM	Diagnosis
C34.32	Malignant neoplasm of lower lobe, left bronchus or lung	ICD-10-CM	Diagnosis
C34.31	Malignant neoplasm of lower lobe, right bronchus or lung	ICD-10-CM	Diagnosis
C34.30	Malignant neoplasm of lower lobe, unspecified bronchus or lung	ICD-10-CM	Diagnosis
C39.9	Malignant neoplasm of lower respiratory tract, part unspecified	ICD-10-CM	Diagnosis
C64.2	Malignant neoplasm of left kidney, except renal pelvis	ICD-10-CM	Diagnosis
C62.92	Malignant neoplasm of left testis, unspecified whether descended or undescended	ICD-10-CM	Diagnosis
C63.9	Malignant neoplasm of male genital organ, unspecified	ICD-10-CM	Diagnosis
C74.12	Malignant neoplasm of medulla of left adrenal gland	ICD-10-CM	Diagnosis
C74.11	Malignant neoplasm of medulla of right adrenal gland	ICD-10-CM	Diagnosis
C74.10	Malignant neoplasm of medulla of unspecified adrenal gland	ICD-10-CM	Diagnosis
C76.2	Malignant neoplasm of abdomen	ICD-10-CM	Diagnosis

**Appendix C. List of International Classification of Diseases, Ninth Revision, Clinical Modification (ICD-9-CM), International Classification of Diseases, Tenth Revision, Clinical Modification (ICD-10-CM), International Classification of Diseases, Tenth Revision, Procedure Coding System (ICD-10-PCS), Healthcare Common Procedure Coding System (HCPCS), and Current Procedural Terminology, Fourth Edition (CPT-4) Diagnosis and Procedure Codes Assessed in the Procedure Table Used to Define Inclusion and Exclusion Criteria in this Request**

<b>Code</b>	<b>Description</b>	<b>Code Type</b>	<b>Code Category</b>
C31.9	Malignant neoplasm of accessory sinus, unspecified	ICD-10-CM	Diagnosis
C31	Malignant neoplasm of accessory sinuses	ICD-10-CM	Diagnosis
C72.4	Malignant neoplasm of acoustic nerve	ICD-10-CM	Diagnosis
C74	Malignant neoplasm of adrenal gland	ICD-10-CM	Diagnosis
C24.1	Malignant neoplasm of ampulla of Vater	ICD-10-CM	Diagnosis
C21.1	Malignant neoplasm of anal canal	ICD-10-CM	Diagnosis
C04.0	Malignant neoplasm of anterior floor of mouth	ICD-10-CM	Diagnosis
C38.1	Malignant neoplasm of anterior mediastinum	ICD-10-CM	Diagnosis
C67.3	Malignant neoplasm of anterior wall of bladder	ICD-10-CM	Diagnosis
C21	Malignant neoplasm of anus and anal canal	ICD-10-CM	Diagnosis
C21.0	Malignant neoplasm of anus, unspecified	ICD-10-CM	Diagnosis
C18.1	Malignant neoplasm of appendix	ICD-10-CM	Diagnosis
C18.2	Malignant neoplasm of ascending colon	ICD-10-CM	Diagnosis
C50.62	Malignant neoplasm of axillary tail of breast, male	ICD-10-CM	Diagnosis
C50.6	Malignant neoplasm of axillary tail of breast	ICD-10-CM	Diagnosis
C01	Malignant neoplasm of base of tongue	ICD-10-CM	Diagnosis
C24.9	Malignant neoplasm of biliary tract, unspecified	ICD-10-CM	Diagnosis
C67	Malignant neoplasm of bladder	ICD-10-CM	Diagnosis
C67.5	Malignant neoplasm of bladder neck	ICD-10-CM	Diagnosis
C67.9	Malignant neoplasm of bladder, unspecified	ICD-10-CM	Diagnosis
C25.1	Malignant neoplasm of body of pancreas	ICD-10-CM	Diagnosis
C60.2	Malignant neoplasm of body of penis	ICD-10-CM	Diagnosis
C16.2	Malignant neoplasm of body of stomach	ICD-10-CM	Diagnosis
C41.0	Malignant neoplasm of bones of skull and face	ICD-10-CM	Diagnosis
C02.1	Malignant neoplasm of border of tongue	ICD-10-CM	Diagnosis
C71	Malignant neoplasm of brain	ICD-10-CM	Diagnosis
C71.7	Malignant neoplasm of brain stem	ICD-10-CM	Diagnosis
C71.9	Malignant neoplasm of brain, unspecified	ICD-10-CM	Diagnosis
C10.4	Malignant neoplasm of branchial cleft	ICD-10-CM	Diagnosis
C50	Malignant neoplasm of breast	ICD-10-CM	Diagnosis
C50.9	Malignant neoplasm of breast of unspecified site	ICD-10-CM	Diagnosis
C57.1	Malignant neoplasm of broad ligament	ICD-10-CM	Diagnosis
C34	Malignant neoplasm of bronchus and lung	ICD-10-CM	Diagnosis
C16.0	Malignant neoplasm of cardia	ICD-10-CM	Diagnosis
C75.4	Malignant neoplasm of carotid body	ICD-10-CM	Diagnosis
C72.1	Malignant neoplasm of cauda equina	ICD-10-CM	Diagnosis
C18.0	Malignant neoplasm of cecum	ICD-10-CM	Diagnosis
C72.9	Malignant neoplasm of central nervous system, unspecified	ICD-10-CM	Diagnosis
C50.1	Malignant neoplasm of central portion of breast	ICD-10-CM	Diagnosis
C71.6	Malignant neoplasm of cerebellum	ICD-10-CM	Diagnosis

**Appendix C. List of International Classification of Diseases, Ninth Revision, Clinical Modification (ICD-9-CM), International Classification of Diseases, Tenth Revision, Clinical Modification (ICD-10-CM), International Classification of Diseases, Tenth Revision, Procedure Coding System (ICD-10-PCS), Healthcare Common Procedure Coding System (HCPCS), and Current Procedural Terminology, Fourth Edition (CPT-4) Diagnosis and Procedure Codes Assessed in the Procedure Table Used to Define Inclusion and Exclusion Criteria in this Request**

<b>Code</b>	<b>Description</b>	<b>Code Type</b>	<b>Code Category</b>
C70.0	Malignant neoplasm of cerebral meninges	ICD-10-CM	Diagnosis
C71.5	Malignant neoplasm of cerebral ventricle	ICD-10-CM	Diagnosis
C53	Malignant neoplasm of cervix uteri	ICD-10-CM	Diagnosis
C53.9	Malignant neoplasm of cervix uteri, unspecified	ICD-10-CM	Diagnosis
C06.0	Malignant neoplasm of cheek mucosa	ICD-10-CM	Diagnosis
C69.3	Malignant neoplasm of choroid	ICD-10-CM	Diagnosis
C69.4	Malignant neoplasm of ciliary body	ICD-10-CM	Diagnosis
C51.2	Malignant neoplasm of clitoris	ICD-10-CM	Diagnosis
C21.2	Malignant neoplasm of cloacogenic zone	ICD-10-CM	Diagnosis
C18	Malignant neoplasm of colon	ICD-10-CM	Diagnosis
C18.9	Malignant neoplasm of colon, unspecified	ICD-10-CM	Diagnosis
C69.0	Malignant neoplasm of conjunctiva	ICD-10-CM	Diagnosis
C69.1	Malignant neoplasm of cornea	ICD-10-CM	Diagnosis
C54	Malignant neoplasm of corpus uteri	ICD-10-CM	Diagnosis
C54.9	Malignant neoplasm of corpus uteri, unspecified	ICD-10-CM	Diagnosis
C74.0	Malignant neoplasm of cortex of adrenal gland	ICD-10-CM	Diagnosis
C75.2	Malignant neoplasm of craniopharyngeal duct	ICD-10-CM	Diagnosis
C62.12	Malignant neoplasm of descended left testis	ICD-10-CM	Diagnosis
C62.11	Malignant neoplasm of descended right testis	ICD-10-CM	Diagnosis
C62.1	Malignant neoplasm of descended testis	ICD-10-CM	Diagnosis
C18.6	Malignant neoplasm of descending colon	ICD-10-CM	Diagnosis
C67.1	Malignant neoplasm of dome of bladder	ICD-10-CM	Diagnosis
C02.0	Malignant neoplasm of dorsal surface of tongue	ICD-10-CM	Diagnosis
C17.0	Malignant neoplasm of duodenum	ICD-10-CM	Diagnosis
C53.0	Malignant neoplasm of endocervix	ICD-10-CM	Diagnosis
C75.9	Malignant neoplasm of endocrine gland, unspecified	ICD-10-CM	Diagnosis
C25.4	Malignant neoplasm of endocrine pancreas	ICD-10-CM	Diagnosis
C54.1	Malignant neoplasm of endometrium	ICD-10-CM	Diagnosis
C63.0	Malignant neoplasm of epididymis	ICD-10-CM	Diagnosis
C15	Malignant neoplasm of esophagus	ICD-10-CM	Diagnosis
C15.9	Malignant neoplasm of esophagus, unspecified	ICD-10-CM	Diagnosis
C31.1	Malignant neoplasm of ethmoidal sinus	ICD-10-CM	Diagnosis
C53.1	Malignant neoplasm of exocervix	ICD-10-CM	Diagnosis
C00.2	Malignant neoplasm of external lip, unspecified	ICD-10-CM	Diagnosis
C00.1	Malignant neoplasm of external lower lip	ICD-10-CM	Diagnosis
C00.0	Malignant neoplasm of external upper lip	ICD-10-CM	Diagnosis
C24.0	Malignant neoplasm of extrahepatic bile duct	ICD-10-CM	Diagnosis
C69	Malignant neoplasm of eye and adnexa	ICD-10-CM	Diagnosis
C57.0	Malignant neoplasm of fallopian tube	ICD-10-CM	Diagnosis
C57.9	Malignant neoplasm of female genital organ, unspecified	ICD-10-CM	Diagnosis



**Appendix C. List of International Classification of Diseases, Ninth Revision, Clinical Modification (ICD-9-CM), International Classification of Diseases, Tenth Revision, Clinical Modification (ICD-10-CM), International Classification of Diseases, Tenth Revision, Procedure Coding System (ICD-10-PCS), Healthcare Common Procedure Coding System (HCPCS), and Current Procedural Terminology, Fourth Edition (CPT-4) Diagnosis and Procedure Codes Assessed in the Procedure Table Used to Define Inclusion and Exclusion Criteria in this Request**

<b>Code</b>	<b>Description</b>	<b>Code Type</b>	<b>Code Category</b>
C04	Malignant neoplasm of floor of mouth	ICD-10-CM	Diagnosis
C04.9	Malignant neoplasm of floor of mouth, unspecified	ICD-10-CM	Diagnosis
C71.1	Malignant neoplasm of frontal lobe	ICD-10-CM	Diagnosis
C31.2	Malignant neoplasm of frontal sinus	ICD-10-CM	Diagnosis
C16.1	Malignant neoplasm of fundus of stomach	ICD-10-CM	Diagnosis
C54.3	Malignant neoplasm of fundus uteri	ICD-10-CM	Diagnosis
C23	Malignant neoplasm of gallbladder	ICD-10-CM	Diagnosis
C60.1	Malignant neoplasm of glans penis	ICD-10-CM	Diagnosis
C32.0	Malignant neoplasm of glottis	ICD-10-CM	Diagnosis
C03	Malignant neoplasm of gum	ICD-10-CM	Diagnosis
C03.9	Malignant neoplasm of gum, unspecified	ICD-10-CM	Diagnosis
C05.0	Malignant neoplasm of hard palate	ICD-10-CM	Diagnosis
C76.0	Malignant neoplasm of head, face and neck	ICD-10-CM	Diagnosis
C25.0	Malignant neoplasm of head of pancreas	ICD-10-CM	Diagnosis
C38.0	Malignant neoplasm of heart	ICD-10-CM	Diagnosis
C38	Malignant neoplasm of heart, mediastinum and pleura	ICD-10-CM	Diagnosis
C18.3	Malignant neoplasm of hepatic flexure	ICD-10-CM	Diagnosis
C13	Malignant neoplasm of hypopharynx	ICD-10-CM	Diagnosis
C13.9	Malignant neoplasm of hypopharynx, unspecified	ICD-10-CM	Diagnosis
C17.2	Malignant neoplasm of ileum	ICD-10-CM	Diagnosis
C54.0	Malignant neoplasm of isthmus uteri	ICD-10-CM	Diagnosis
C17.1	Malignant neoplasm of jejunum	ICD-10-CM	Diagnosis
C64	Malignant neoplasm of kidney, except renal pelvis	ICD-10-CM	Diagnosis
C51.0	Malignant neoplasm of labium majus	ICD-10-CM	Diagnosis
C51.1	Malignant neoplasm of labium minus	ICD-10-CM	Diagnosis
C69.5	Malignant neoplasm of lacrimal gland and duct	ICD-10-CM	Diagnosis
C32.3	Malignant neoplasm of laryngeal cartilage	ICD-10-CM	Diagnosis
C32	Malignant neoplasm of larynx	ICD-10-CM	Diagnosis
C32.9	Malignant neoplasm of larynx, unspecified	ICD-10-CM	Diagnosis
C04.1	Malignant neoplasm of lateral floor of mouth	ICD-10-CM	Diagnosis
C67.2	Malignant neoplasm of lateral wall of bladder	ICD-10-CM	Diagnosis
C10.2	Malignant neoplasm of lateral wall of oropharynx	ICD-10-CM	Diagnosis
C72.42	Malignant neoplasm of left acoustic nerve	ICD-10-CM	Diagnosis
C57.12	Malignant neoplasm of left broad ligament	ICD-10-CM	Diagnosis
C69.32	Malignant neoplasm of left choroid	ICD-10-CM	Diagnosis
C69.42	Malignant neoplasm of left ciliary body	ICD-10-CM	Diagnosis
C69.02	Malignant neoplasm of left conjunctiva	ICD-10-CM	Diagnosis
C69.12	Malignant neoplasm of left cornea	ICD-10-CM	Diagnosis
C63.02	Malignant neoplasm of left epididymis	ICD-10-CM	Diagnosis
C57.02	Malignant neoplasm of left fallopian tube	ICD-10-CM	Diagnosis

**Appendix C. List of International Classification of Diseases, Ninth Revision, Clinical Modification (ICD-9-CM), International Classification of Diseases, Tenth Revision, Clinical Modification (ICD-10-CM), International Classification of Diseases, Tenth Revision, Procedure Coding System (ICD-10-PCS), Healthcare Common Procedure Coding System (HCPCS), and Current Procedural Terminology, Fourth Edition (CPT-4) Diagnosis and Procedure Codes Assessed in the Procedure Table Used to Define Inclusion and Exclusion Criteria in this Request**

<b>Code</b>	<b>Description</b>	<b>Code Type</b>	<b>Code Category</b>
C76.52	Malignant neoplasm of left lower limb	ICD-10-CM	Diagnosis
C34.02	Malignant neoplasm of left main bronchus	ICD-10-CM	Diagnosis
C72.22	Malignant neoplasm of left olfactory nerve	ICD-10-CM	Diagnosis
C72.32	Malignant neoplasm of left optic nerve	ICD-10-CM	Diagnosis
C69.62	Malignant neoplasm of left orbit	ICD-10-CM	Diagnosis
C56.2	Malignant neoplasm of left ovary	ICD-10-CM	Diagnosis
C65.2	Malignant neoplasm of left renal pelvis	ICD-10-CM	Diagnosis
C69.22	Malignant neoplasm of left retina	ICD-10-CM	Diagnosis
C57.22	Malignant neoplasm of left round ligament	ICD-10-CM	Diagnosis
C63.12	Malignant neoplasm of left spermatic cord	ICD-10-CM	Diagnosis
C76.42	Malignant neoplasm of left upper limb	ICD-10-CM	Diagnosis
C66.2	Malignant neoplasm of left ureter	ICD-10-CM	Diagnosis
C02.4	Malignant neoplasm of lingual tonsil	ICD-10-CM	Diagnosis
C00	Malignant neoplasm of lip	ICD-10-CM	Diagnosis
C00.5	Malignant neoplasm of lip, unspecified, inner aspect	ICD-10-CM	Diagnosis
C00.9	Malignant neoplasm of lip, unspecified	ICD-10-CM	Diagnosis
C40.2	Malignant neoplasm of long bones of lower limb	ICD-10-CM	Diagnosis
C03.1	Malignant neoplasm of lower gum	ICD-10-CM	Diagnosis
C76.5	Malignant neoplasm of lower limb	ICD-10-CM	Diagnosis
C00.4	Malignant neoplasm of lower lip, inner aspect	ICD-10-CM	Diagnosis
C34.3	Malignant neoplasm of lower lobe, bronchus or lung	ICD-10-CM	Diagnosis
C15.5	Malignant neoplasm of lower third of esophagus	ICD-10-CM	Diagnosis
C34.0	Malignant neoplasm of main bronchus	ICD-10-CM	Diagnosis
C08.9	Malignant neoplasm of major salivary gland, unspecified	ICD-10-CM	Diagnosis
C41.1	Malignant neoplasm of mandible	ICD-10-CM	Diagnosis
C31.0	Malignant neoplasm of maxillary sinus	ICD-10-CM	Diagnosis
C38.3	Malignant neoplasm of mediastinum, part unspecified	ICD-10-CM	Diagnosis
C74.1	Malignant neoplasm of medulla of adrenal gland	ICD-10-CM	Diagnosis
C70	Malignant neoplasm of meninges	ICD-10-CM	Diagnosis
C70.9	Malignant neoplasm of meninges, unspecified	ICD-10-CM	Diagnosis
C30.1	Malignant neoplasm of middle ear	ICD-10-CM	Diagnosis
C34.2	Malignant neoplasm of middle lobe, bronchus or lung	ICD-10-CM	Diagnosis
C15.4	Malignant neoplasm of middle third of esophagus	ICD-10-CM	Diagnosis
C06.9	Malignant neoplasm of mouth, unspecified	ICD-10-CM	Diagnosis
C54.2	Malignant neoplasm of myometrium	ICD-10-CM	Diagnosis
C30.0	Malignant neoplasm of nasal cavity	ICD-10-CM	Diagnosis
C30	Malignant neoplasm of nasal cavity and middle ear	ICD-10-CM	Diagnosis
C11	Malignant neoplasm of nasopharynx	ICD-10-CM	Diagnosis
C11.9	Malignant neoplasm of nasopharynx, unspecified	ICD-10-CM	Diagnosis
C50.0	Malignant neoplasm of nipple and areola	ICD-10-CM	Diagnosis

**Appendix C. List of International Classification of Diseases, Ninth Revision, Clinical Modification (ICD-9-CM), International Classification of Diseases, Tenth Revision, Clinical Modification (ICD-10-CM), International Classification of Diseases, Tenth Revision, Procedure Coding System (ICD-10-PCS), Healthcare Common Procedure Coding System (HCPCS), and Current Procedural Terminology, Fourth Edition (CPT-4) Diagnosis and Procedure Codes Assessed in the Procedure Table Used to Define Inclusion and Exclusion Criteria in this Request**

<b>Code</b>	<b>Description</b>	<b>Code Type</b>	<b>Code Category</b>
C50.01	Malignant neoplasm of nipple and areola, female	ICD-10-CM	Diagnosis
C50.02	Malignant neoplasm of nipple and areola, male	ICD-10-CM	Diagnosis
C71.4	Malignant neoplasm of occipital lobe	ICD-10-CM	Diagnosis
C72.2	Malignant neoplasm of olfactory nerve	ICD-10-CM	Diagnosis
C72.3	Malignant neoplasm of optic nerve	ICD-10-CM	Diagnosis
C69.6	Malignant neoplasm of orbit	ICD-10-CM	Diagnosis
C10	Malignant neoplasm of oropharynx	ICD-10-CM	Diagnosis
C10.9	Malignant neoplasm of oropharynx, unspecified	ICD-10-CM	Diagnosis
C02	Malignant neoplasm of other and unspecified parts of tongue	ICD-10-CM	Diagnosis
C39	Malignant neoplasm of other and ill-defined sites in the respiratory system and intrathoracic organs	ICD-10-CM	Diagnosis
C72.59	Malignant neoplasm of other cranial nerves	ICD-10-CM	Diagnosis
C25.7	Malignant neoplasm of other parts of pancreas	ICD-10-CM	Diagnosis
C56	Malignant neoplasm of ovary	ICD-10-CM	Diagnosis
C50.8	Malignant neoplasm of overlapping sites of breast	ICD-10-CM	Diagnosis
C32.8	Malignant neoplasm of overlapping sites of larynx	ICD-10-CM	Diagnosis
C71.8	Malignant neoplasm of overlapping sites of brain	ICD-10-CM	Diagnosis
C18.8	Malignant neoplasm of overlapping sites of colon	ICD-10-CM	Diagnosis
C00.8	Malignant neoplasm of overlapping sites of lip	ICD-10-CM	Diagnosis
C60.8	Malignant neoplasm of overlapping sites of penis	ICD-10-CM	Diagnosis
C51.8	Malignant neoplasm of overlapping sites of vulva	ICD-10-CM	Diagnosis
C09.8	Malignant neoplasm of overlapping sites of tonsil	ICD-10-CM	Diagnosis
C05	Malignant neoplasm of palate	ICD-10-CM	Diagnosis
C05.9	Malignant neoplasm of palate, unspecified	ICD-10-CM	Diagnosis
C25	Malignant neoplasm of pancreas	ICD-10-CM	Diagnosis
C25.9	Malignant neoplasm of pancreas, unspecified	ICD-10-CM	Diagnosis
C25.3	Malignant neoplasm of pancreatic duct	ICD-10-CM	Diagnosis
C57.3	Malignant neoplasm of parametrium	ICD-10-CM	Diagnosis
C75.0	Malignant neoplasm of parathyroid gland	ICD-10-CM	Diagnosis
C68.1	Malignant neoplasm of paraurethral glands	ICD-10-CM	Diagnosis
C71.3	Malignant neoplasm of parietal lobe	ICD-10-CM	Diagnosis
C07	Malignant neoplasm of parotid gland	ICD-10-CM	Diagnosis
C76.3	Malignant neoplasm of pelvis	ICD-10-CM	Diagnosis
C60	Malignant neoplasm of penis	ICD-10-CM	Diagnosis
C60.9	Malignant neoplasm of penis, unspecified	ICD-10-CM	Diagnosis
C48.2	Malignant neoplasm of peritoneum, unspecified	ICD-10-CM	Diagnosis
C14.0	Malignant neoplasm of pharynx, unspecified	ICD-10-CM	Diagnosis
C75.3	Malignant neoplasm of pineal gland	ICD-10-CM	Diagnosis
C75.1	Malignant neoplasm of pituitary gland	ICD-10-CM	Diagnosis
C58	Malignant neoplasm of placenta	ICD-10-CM	Diagnosis

**Appendix C. List of International Classification of Diseases, Ninth Revision, Clinical Modification (ICD-9-CM), International Classification of Diseases, Tenth Revision, Clinical Modification (ICD-10-CM), International Classification of Diseases, Tenth Revision, Procedure Coding System (ICD-10-PCS), Healthcare Common Procedure Coding System (HCPCS), and Current Procedural Terminology, Fourth Edition (CPT-4) Diagnosis and Procedure Codes Assessed in the Procedure Table Used to Define Inclusion and Exclusion Criteria in this Request**

<b>Code</b>	<b>Description</b>	<b>Code Type</b>	<b>Code Category</b>
C38.4	Malignant neoplasm of pleura	ICD-10-CM	Diagnosis
C13.0	Malignant neoplasm of postcricoid region	ICD-10-CM	Diagnosis
C38.2	Malignant neoplasm of posterior mediastinum	ICD-10-CM	Diagnosis
C67.4	Malignant neoplasm of posterior wall of bladder	ICD-10-CM	Diagnosis
C10.3	Malignant neoplasm of posterior wall of oropharynx	ICD-10-CM	Diagnosis
C60.0	Malignant neoplasm of prepuce	ICD-10-CM	Diagnosis
C61	Malignant neoplasm of prostate	ICD-10-CM	Diagnosis
C16.3	Malignant neoplasm of pyloric antrum	ICD-10-CM	Diagnosis
C16.4	Malignant neoplasm of pylorus	ICD-10-CM	Diagnosis
C12	Malignant neoplasm of pyriform sinus	ICD-10-CM	Diagnosis
C19	Malignant neoplasm of rectosigmoid junction	ICD-10-CM	Diagnosis
C20	Malignant neoplasm of rectum	ICD-10-CM	Diagnosis
C65	Malignant neoplasm of renal pelvis	ICD-10-CM	Diagnosis
C69.2	Malignant neoplasm of retina	ICD-10-CM	Diagnosis
C06.2	Malignant neoplasm of retromolar area	ICD-10-CM	Diagnosis
C48.0	Malignant neoplasm of retroperitoneum	ICD-10-CM	Diagnosis
C41.3	Malignant neoplasm of ribs, sternum and clavicle	ICD-10-CM	Diagnosis
C72.41	Malignant neoplasm of right acoustic nerve	ICD-10-CM	Diagnosis
C57.11	Malignant neoplasm of right broad ligament	ICD-10-CM	Diagnosis
C69.31	Malignant neoplasm of right choroid	ICD-10-CM	Diagnosis
C69.41	Malignant neoplasm of right ciliary body	ICD-10-CM	Diagnosis
C69.01	Malignant neoplasm of right conjunctiva	ICD-10-CM	Diagnosis
C69.11	Malignant neoplasm of right cornea	ICD-10-CM	Diagnosis
C63.01	Malignant neoplasm of right epididymis	ICD-10-CM	Diagnosis
C57.01	Malignant neoplasm of right fallopian tube	ICD-10-CM	Diagnosis
C76.51	Malignant neoplasm of right lower limb	ICD-10-CM	Diagnosis
C34.01	Malignant neoplasm of right main bronchus	ICD-10-CM	Diagnosis
C72.21	Malignant neoplasm of right olfactory nerve	ICD-10-CM	Diagnosis
C72.31	Malignant neoplasm of right optic nerve	ICD-10-CM	Diagnosis
C69.61	Malignant neoplasm of right orbit	ICD-10-CM	Diagnosis
C56.1	Malignant neoplasm of right ovary	ICD-10-CM	Diagnosis
C65.1	Malignant neoplasm of right renal pelvis	ICD-10-CM	Diagnosis
C69.21	Malignant neoplasm of right retina	ICD-10-CM	Diagnosis
C57.21	Malignant neoplasm of right round ligament	ICD-10-CM	Diagnosis
C63.11	Malignant neoplasm of right spermatic cord	ICD-10-CM	Diagnosis
C76.41	Malignant neoplasm of right upper limb	ICD-10-CM	Diagnosis
C66.1	Malignant neoplasm of right ureter	ICD-10-CM	Diagnosis
C57.2	Malignant neoplasm of round ligament	ICD-10-CM	Diagnosis
C63.2	Malignant neoplasm of scrotum	ICD-10-CM	Diagnosis
C40.3	Malignant neoplasm of short bones of lower limb	ICD-10-CM	Diagnosis

**Appendix C. List of International Classification of Diseases, Ninth Revision, Clinical Modification (ICD-9-CM), International Classification of Diseases, Tenth Revision, Clinical Modification (ICD-10-CM), International Classification of Diseases, Tenth Revision, Procedure Coding System (ICD-10-PCS), Healthcare Common Procedure Coding System (HCPCS), and Current Procedural Terminology, Fourth Edition (CPT-4) Diagnosis and Procedure Codes Assessed in the Procedure Table Used to Define Inclusion and Exclusion Criteria in this Request**

<b>Code</b>	<b>Description</b>	<b>Code Type</b>	<b>Code Category</b>
C40.1	Malignant neoplasm of short bones of upper limb	ICD-10-CM	Diagnosis
C18.7	Malignant neoplasm of sigmoid colon	ICD-10-CM	Diagnosis
C17	Malignant neoplasm of small intestine	ICD-10-CM	Diagnosis
C05.1	Malignant neoplasm of soft palate	ICD-10-CM	Diagnosis
C48.1	Malignant neoplasm of specified parts of peritoneum	ICD-10-CM	Diagnosis
C63.1	Malignant neoplasm of spermatic cord	ICD-10-CM	Diagnosis
C31.3	Malignant neoplasm of sphenoid sinus	ICD-10-CM	Diagnosis
C72.0	Malignant neoplasm of spinal cord	ICD-10-CM	Diagnosis
C70.1	Malignant neoplasm of spinal meninges	ICD-10-CM	Diagnosis
C26.1	Malignant neoplasm of spleen	ICD-10-CM	Diagnosis
C18.5	Malignant neoplasm of splenic flexure	ICD-10-CM	Diagnosis
C16	Malignant neoplasm of stomach	ICD-10-CM	Diagnosis
C16.9	Malignant neoplasm of stomach, unspecified	ICD-10-CM	Diagnosis
C32.2	Malignant neoplasm of subglottis	ICD-10-CM	Diagnosis
C08.1	Malignant neoplasm of sublingual gland	ICD-10-CM	Diagnosis
C08.0	Malignant neoplasm of submandibular gland	ICD-10-CM	Diagnosis
C32.1	Malignant neoplasm of supraglottis	ICD-10-CM	Diagnosis
C25.2	Malignant neoplasm of tail of pancreas	ICD-10-CM	Diagnosis
C71.2	Malignant neoplasm of temporal lobe	ICD-10-CM	Diagnosis
C62	Malignant neoplasm of testis	ICD-10-CM	Diagnosis
C62.9	Malignant neoplasm of testis, unspecified whether descended or undescended	ICD-10-CM	Diagnosis
C76.1	Malignant neoplasm of thorax	ICD-10-CM	Diagnosis
C37	Malignant neoplasm of thymus	ICD-10-CM	Diagnosis
C73	Malignant neoplasm of thyroid gland	ICD-10-CM	Diagnosis
C02.9	Malignant neoplasm of tongue, unspecified	ICD-10-CM	Diagnosis
C09	Malignant neoplasm of tonsil	ICD-10-CM	Diagnosis
C09.9	Malignant neoplasm of tonsil, unspecified	ICD-10-CM	Diagnosis
C09.0	Malignant neoplasm of tonsillar fossa	ICD-10-CM	Diagnosis
C09.1	Malignant neoplasm of tonsillar pillar (anterior) (posterior)	ICD-10-CM	Diagnosis
C33	Malignant neoplasm of trachea	ICD-10-CM	Diagnosis
C18.4	Malignant neoplasm of transverse colon	ICD-10-CM	Diagnosis
C67.0	Malignant neoplasm of trigone of bladder	ICD-10-CM	Diagnosis
C62.02	Malignant neoplasm of undescended left testis	ICD-10-CM	Diagnosis
C62.01	Malignant neoplasm of undescended right testis	ICD-10-CM	Diagnosis
C62.0	Malignant neoplasm of undescended testis	ICD-10-CM	Diagnosis
C34.9	Malignant neoplasm of unspecified part of bronchus or lung	ICD-10-CM	Diagnosis
C50.922	Malignant neoplasm of unspecified site of left male breast	ICD-10-CM	Diagnosis
C50.921	Malignant neoplasm of unspecified site of right male breast	ICD-10-CM	Diagnosis
C50.929	Malignant neoplasm of unspecified site of unspecified male breast	ICD-10-CM	Diagnosis

**Appendix C. List of International Classification of Diseases, Ninth Revision, Clinical Modification (ICD-9-CM), International Classification of Diseases, Tenth Revision, Clinical Modification (ICD-10-CM), International Classification of Diseases, Tenth Revision, Procedure Coding System (ICD-10-PCS), Healthcare Common Procedure Coding System (HCPCS), and Current Procedural Terminology, Fourth Edition (CPT-4) Diagnosis and Procedure Codes Assessed in the Procedure Table Used to Define Inclusion and Exclusion Criteria in this Request**

<b>Code</b>	<b>Description</b>	<b>Code Type</b>	<b>Code Category</b>
C57.20	Malignant neoplasm of unspecified round ligament	ICD-10-CM	Diagnosis
C72.40	Malignant neoplasm of unspecified acoustic nerve	ICD-10-CM	Diagnosis
C57.10	Malignant neoplasm of unspecified broad ligament	ICD-10-CM	Diagnosis
C69.30	Malignant neoplasm of unspecified choroid	ICD-10-CM	Diagnosis
C69.40	Malignant neoplasm of unspecified ciliary body	ICD-10-CM	Diagnosis
C69.00	Malignant neoplasm of unspecified conjunctiva	ICD-10-CM	Diagnosis
C69.10	Malignant neoplasm of unspecified cornea	ICD-10-CM	Diagnosis
C72.50	Malignant neoplasm of unspecified cranial nerve	ICD-10-CM	Diagnosis
C63.00	Malignant neoplasm of unspecified epididymis	ICD-10-CM	Diagnosis
C57.00	Malignant neoplasm of unspecified fallopian tube	ICD-10-CM	Diagnosis
C76.50	Malignant neoplasm of unspecified lower limb	ICD-10-CM	Diagnosis
C34.00	Malignant neoplasm of unspecified main bronchus	ICD-10-CM	Diagnosis
C72.30	Malignant neoplasm of unspecified optic nerve	ICD-10-CM	Diagnosis
C69.60	Malignant neoplasm of unspecified orbit	ICD-10-CM	Diagnosis
C56.9	Malignant neoplasm of unspecified ovary	ICD-10-CM	Diagnosis
C74.9	Malignant neoplasm of unspecified part of adrenal gland	ICD-10-CM	Diagnosis
C65.9	Malignant neoplasm of unspecified renal pelvis	ICD-10-CM	Diagnosis
C69.20	Malignant neoplasm of unspecified retina	ICD-10-CM	Diagnosis
C69.92	Malignant neoplasm of unspecified site of left eye	ICD-10-CM	Diagnosis
C69.9	Malignant neoplasm of unspecified site of eye	ICD-10-CM	Diagnosis
C69.91	Malignant neoplasm of unspecified site of right eye	ICD-10-CM	Diagnosis
C63.10	Malignant neoplasm of unspecified spermatic cord	ICD-10-CM	Diagnosis
C76.40	Malignant neoplasm of unspecified upper limb	ICD-10-CM	Diagnosis
C66.9	Malignant neoplasm of unspecified ureter	ICD-10-CM	Diagnosis
C03.0	Malignant neoplasm of upper gum	ICD-10-CM	Diagnosis
C76.4	Malignant neoplasm of upper limb	ICD-10-CM	Diagnosis
C00.3	Malignant neoplasm of upper lip, inner aspect	ICD-10-CM	Diagnosis
C34.1	Malignant neoplasm of upper lobe, bronchus or lung	ICD-10-CM	Diagnosis
C15.3	Malignant neoplasm of upper third of esophagus	ICD-10-CM	Diagnosis
C67.7	Malignant neoplasm of urachus	ICD-10-CM	Diagnosis
C66	Malignant neoplasm of ureter	ICD-10-CM	Diagnosis
C67.6	Malignant neoplasm of ureteric orifice	ICD-10-CM	Diagnosis
C68.0	Malignant neoplasm of urethra	ICD-10-CM	Diagnosis
C68.9	Malignant neoplasm of urinary organ, unspecified	ICD-10-CM	Diagnosis
C57.4	Malignant neoplasm of uterine adnexa, unspecified	ICD-10-CM	Diagnosis
C55	Malignant neoplasm of uterus, part unspecified	ICD-10-CM	Diagnosis
C05.2	Malignant neoplasm of uvula	ICD-10-CM	Diagnosis
C52	Malignant neoplasm of vagina	ICD-10-CM	Diagnosis
C10.0	Malignant neoplasm of vallecula	ICD-10-CM	Diagnosis
C02.2	Malignant neoplasm of ventral surface of tongue	ICD-10-CM	Diagnosis

**Appendix C. List of International Classification of Diseases, Ninth Revision, Clinical Modification (ICD-9-CM), International Classification of Diseases, Tenth Revision, Clinical Modification (ICD-10-CM), International Classification of Diseases, Tenth Revision, Procedure Coding System (ICD-10-PCS), Healthcare Common Procedure Coding System (HCPCS), and Current Procedural Terminology, Fourth Edition (CPT-4) Diagnosis and Procedure Codes Assessed in the Procedure Table Used to Define Inclusion and Exclusion Criteria in this Request**

<b>Code</b>	<b>Description</b>	<b>Code Type</b>	<b>Code Category</b>
C41.2	Malignant neoplasm of vertebral column	ICD-10-CM	Diagnosis
C06.1	Malignant neoplasm of vestibule of mouth	ICD-10-CM	Diagnosis
C51	Malignant neoplasm of vulva	ICD-10-CM	Diagnosis
C51.9	Malignant neoplasm of vulva, unspecified	ICD-10-CM	Diagnosis
C14.2	Malignant neoplasm of Waldeyer's ring	ICD-10-CM	Diagnosis
C26	Malignant neoplasm of other and ill-defined digestive organs	ICD-10-CM	Diagnosis
C08	Malignant neoplasm of other and unspecified major salivary glands	ICD-10-CM	Diagnosis
C63	Malignant neoplasm of other and unspecified male genital organs	ICD-10-CM	Diagnosis
C24	Malignant neoplasm of other and unspecified parts of biliary tract	ICD-10-CM	Diagnosis
C06	Malignant neoplasm of other and unspecified parts of mouth	ICD-10-CM	Diagnosis
C72.5	Malignant neoplasm of other and unspecified cranial nerves	ICD-10-CM	Diagnosis
C68	Malignant neoplasm of other and unspecified urinary organs	ICD-10-CM	Diagnosis
C49	Malignant neoplasm of other connective and soft tissue	ICD-10-CM	Diagnosis
C63.7	Malignant neoplasm of other specified male genital organs	ICD-10-CM	Diagnosis
C57	Malignant neoplasm of other and unspecified female genital organs	ICD-10-CM	Diagnosis
C76	Malignant neoplasm of other and ill-defined sites	ICD-10-CM	Diagnosis
C40.80	Malignant neoplasm of overlapping sites of bone and articular cartilage of unspecified limb	ICD-10-CM	Diagnosis
C34.8	Malignant neoplasm of overlapping sites of bronchus and lung	ICD-10-CM	Diagnosis
C34.82	Malignant neoplasm of overlapping sites of left bronchus and lung	ICD-10-CM	Diagnosis
C50.812	Malignant neoplasm of overlapping sites of left female breast	ICD-10-CM	Diagnosis
C24.8	Malignant neoplasm of overlapping sites of biliary tract	ICD-10-CM	Diagnosis
C34.81	Malignant neoplasm of overlapping sites of right bronchus and lung	ICD-10-CM	Diagnosis
C50.811	Malignant neoplasm of overlapping sites of right female breast	ICD-10-CM	Diagnosis
C50.819	Malignant neoplasm of overlapping sites of unspecified female breast	ICD-10-CM	Diagnosis
C31.8	Malignant neoplasm of overlapping sites of accessory sinuses	ICD-10-CM	Diagnosis
C40.8	Malignant neoplasm of overlapping sites of bone and articular cartilage of limb	ICD-10-CM	Diagnosis
C40.82	Malignant neoplasm of overlapping sites of bone and articular cartilage of left limb	ICD-10-CM	Diagnosis
C40.81	Malignant neoplasm of overlapping sites of bone and articular cartilage of right limb	ICD-10-CM	Diagnosis
C50.81	Malignant neoplasm of overlapping sites of breast, female	ICD-10-CM	Diagnosis
C49.8	Malignant neoplasm of overlapping sites of connective and soft tissue	ICD-10-CM	Diagnosis
C69.8	Malignant neoplasm of overlapping sites of eye and adnexa	ICD-10-CM	Diagnosis
C69.82	Malignant neoplasm of overlapping sites of left eye and adnexa	ICD-10-CM	Diagnosis
C50.822	Malignant neoplasm of overlapping sites of left male breast	ICD-10-CM	Diagnosis
C06.89	Malignant neoplasm of overlapping sites of other parts of mouth	ICD-10-CM	Diagnosis
C47.8	Malignant neoplasm of overlapping sites of peripheral nerves and autonomic nervous system	ICD-10-CM	Diagnosis

**Appendix C. List of International Classification of Diseases, Ninth Revision, Clinical Modification (ICD-9-CM), International Classification of Diseases, Tenth Revision, Clinical Modification (ICD-10-CM), International Classification of Diseases, Tenth Revision, Procedure Coding System (ICD-10-PCS), Healthcare Common Procedure Coding System (HCPCS), and Current Procedural Terminology, Fourth Edition (CPT-4) Diagnosis and Procedure Codes Assessed in the Procedure Table Used to Define Inclusion and Exclusion Criteria in this Request**

<b>Code</b>	<b>Description</b>	<b>Code Type</b>	<b>Code Category</b>
C48.8	Malignant neoplasm of overlapping sites of retroperitoneum and peritoneum	ICD-10-CM	Diagnosis
C69.81	Malignant neoplasm of overlapping sites of right eye and adnexa	ICD-10-CM	Diagnosis
C50.821	Malignant neoplasm of overlapping sites of right male breast	ICD-10-CM	Diagnosis
C17.8	Malignant neoplasm of overlapping sites of small intestine	ICD-10-CM	Diagnosis
C69.80	Malignant neoplasm of overlapping sites of unspecified eye and adnexa	ICD-10-CM	Diagnosis
C50.829	Malignant neoplasm of overlapping sites of unspecified male breast	ICD-10-CM	Diagnosis
C06.80	Malignant neoplasm of overlapping sites of unspecified parts of mouth	ICD-10-CM	Diagnosis
C68.8	Malignant neoplasm of overlapping sites of urinary organs	ICD-10-CM	Diagnosis
C53.8	Malignant neoplasm of overlapping sites of cervix uteri	ICD-10-CM	Diagnosis
C54.8	Malignant neoplasm of overlapping sites of corpus uteri	ICD-10-CM	Diagnosis
C50.82	Malignant neoplasm of overlapping sites of breast, male	ICD-10-CM	Diagnosis
C15.8	Malignant neoplasm of overlapping sites of esophagus	ICD-10-CM	Diagnosis
C04.8	Malignant neoplasm of overlapping sites of floor of mouth	ICD-10-CM	Diagnosis
C13.8	Malignant neoplasm of overlapping sites of hypopharynx	ICD-10-CM	Diagnosis
C11.8	Malignant neoplasm of overlapping sites of nasopharynx	ICD-10-CM	Diagnosis
C67.8	Malignant neoplasm of overlapping sites of bladder	ICD-10-CM	Diagnosis
C05.8	Malignant neoplasm of overlapping sites of palate	ICD-10-CM	Diagnosis
C25.8	Malignant neoplasm of overlapping sites of pancreas	ICD-10-CM	Diagnosis
C16.8	Malignant neoplasm of overlapping sites of stomach	ICD-10-CM	Diagnosis
C02.8	Malignant neoplasm of overlapping sites of tongue	ICD-10-CM	Diagnosis
C10.8	Malignant neoplasm of overlapping sites of oropharynx	ICD-10-CM	Diagnosis
C34.80	Malignant neoplasm of overlapping sites of unspecified bronchus and lung	ICD-10-CM	Diagnosis
C41.4	Malignant neoplasm of pelvic bones, sacrum and coccyx	ICD-10-CM	Diagnosis
C47.9	Malignant neoplasm of peripheral nerves and autonomic nervous system, unspecified	ICD-10-CM	Diagnosis
C47	Malignant neoplasm of peripheral nerves and autonomic nervous system	ICD-10-CM	Diagnosis
C47.0	Malignant neoplasm of peripheral nerves of head, face and neck	ICD-10-CM	Diagnosis
C47.4	Malignant neoplasm of peripheral nerves of abdomen	ICD-10-CM	Diagnosis
C47.5	Malignant neoplasm of peripheral nerves of pelvis	ICD-10-CM	Diagnosis
C47.3	Malignant neoplasm of peripheral nerves of thorax	ICD-10-CM	Diagnosis
C47.6	Malignant neoplasm of peripheral nerves of trunk, unspecified	ICD-10-CM	Diagnosis
C13.2	Malignant neoplasm of posterior wall of hypopharynx	ICD-10-CM	Diagnosis
C11.1	Malignant neoplasm of posterior wall of nasopharynx	ICD-10-CM	Diagnosis
C48	Malignant neoplasm of retroperitoneum and peritoneum	ICD-10-CM	Diagnosis
C69.51	Malignant neoplasm of right lacrimal gland and duct	ICD-10-CM	Diagnosis
C64.1	Malignant neoplasm of right kidney, except renal pelvis	ICD-10-CM	Diagnosis
C62.91	Malignant neoplasm of right testis, unspecified whether descended or undescended	ICD-10-CM	Diagnosis
C40.02	Malignant neoplasm of scapula and long bones of left upper limb	ICD-10-CM	Diagnosis



**Appendix C. List of International Classification of Diseases, Ninth Revision, Clinical Modification (ICD-9-CM), International Classification of Diseases, Tenth Revision, Clinical Modification (ICD-10-CM), International Classification of Diseases, Tenth Revision, Procedure Coding System (ICD-10-PCS), Healthcare Common Procedure Coding System (HCPCS), and Current Procedural Terminology, Fourth Edition (CPT-4) Diagnosis and Procedure Codes Assessed in the Procedure Table Used to Define Inclusion and Exclusion Criteria in this Request**

<b>Code</b>	<b>Description</b>	<b>Code Type</b>	<b>Code Category</b>
C40.01	Malignant neoplasm of scapula and long bones of right upper limb	ICD-10-CM	Diagnosis
C40.00	Malignant neoplasm of scapula and long bones of unspecified upper limb	ICD-10-CM	Diagnosis
C40.0	Malignant neoplasm of scapula and long bones of upper limb	ICD-10-CM	Diagnosis
C40.32	Malignant neoplasm of short bones of left lower limb	ICD-10-CM	Diagnosis
C40.12	Malignant neoplasm of short bones of left upper limb	ICD-10-CM	Diagnosis
C40.31	Malignant neoplasm of short bones of right lower limb	ICD-10-CM	Diagnosis
C40.11	Malignant neoplasm of short bones of right upper limb	ICD-10-CM	Diagnosis
C40.30	Malignant neoplasm of short bones of unspecified lower limb	ICD-10-CM	Diagnosis
C40.10	Malignant neoplasm of short bones of unspecified upper limb	ICD-10-CM	Diagnosis
C11.0	Malignant neoplasm of superior wall of nasopharynx	ICD-10-CM	Diagnosis
C40.92	Malignant neoplasm of unspecified bones and articular cartilage of left limb	ICD-10-CM	Diagnosis
C40.91	Malignant neoplasm of unspecified bones and articular cartilage of right limb	ICD-10-CM	Diagnosis
C40.90	Malignant neoplasm of unspecified bones and articular cartilage of unspecified limb	ICD-10-CM	Diagnosis
C40.9	Malignant neoplasm of unspecified bones and articular cartilage of limb	ICD-10-CM	Diagnosis
C64.9	Malignant neoplasm of unspecified kidney, except renal pelvis	ICD-10-CM	Diagnosis
C69.50	Malignant neoplasm of unspecified lacrimal gland and duct	ICD-10-CM	Diagnosis
C74.92	Malignant neoplasm of unspecified part of left adrenal gland	ICD-10-CM	Diagnosis
C34.92	Malignant neoplasm of unspecified part of left bronchus or lung	ICD-10-CM	Diagnosis
C74.91	Malignant neoplasm of unspecified part of right adrenal gland	ICD-10-CM	Diagnosis
C34.91	Malignant neoplasm of unspecified part of right bronchus or lung	ICD-10-CM	Diagnosis
C74.90	Malignant neoplasm of unspecified part of unspecified adrenal gland	ICD-10-CM	Diagnosis
C34.90	Malignant neoplasm of unspecified part of unspecified bronchus or lung	ICD-10-CM	Diagnosis
C50.912	Malignant neoplasm of unspecified site of left female breast	ICD-10-CM	Diagnosis
C50.911	Malignant neoplasm of unspecified site of right female breast	ICD-10-CM	Diagnosis
C50.919	Malignant neoplasm of unspecified site of unspecified female breast	ICD-10-CM	Diagnosis
C62.90	Malignant neoplasm of unspecified testis, unspecified whether descended or undescended	ICD-10-CM	Diagnosis
C62.00	Malignant neoplasm of unspecified undescended testis	ICD-10-CM	Diagnosis
C62.10	Malignant neoplasm of unspecified descended testis	ICD-10-CM	Diagnosis
C72.20	Malignant neoplasm of unspecified olfactory nerve	ICD-10-CM	Diagnosis
C69.90	Malignant neoplasm of unspecified site of unspecified eye	ICD-10-CM	Diagnosis
C50.22	Malignant neoplasm of upper-inner quadrant of breast, male	ICD-10-CM	Diagnosis
C50.2	Malignant neoplasm of upper-inner quadrant of breast	ICD-10-CM	Diagnosis
C50.4	Malignant neoplasm of upper-outer quadrant of breast	ICD-10-CM	Diagnosis
C34.12	Malignant neoplasm of upper lobe, left bronchus or lung	ICD-10-CM	Diagnosis
C34.11	Malignant neoplasm of upper lobe, right bronchus or lung	ICD-10-CM	Diagnosis
C34.10	Malignant neoplasm of upper lobe, unspecified bronchus or lung	ICD-10-CM	Diagnosis
C39.0	Malignant neoplasm of upper respiratory tract, part unspecified	ICD-10-CM	Diagnosis
C75.8	Malignant neoplasm with pluriglandular involvement, unspecified	ICD-10-CM	Diagnosis

**Appendix C. List of International Classification of Diseases, Ninth Revision, Clinical Modification (ICD-9-CM), International Classification of Diseases, Tenth Revision, Clinical Modification (ICD-10-CM), International Classification of Diseases, Tenth Revision, Procedure Coding System (ICD-10-PCS), Healthcare Common Procedure Coding System (HCPCS), and Current Procedural Terminology, Fourth Edition (CPT-4) Diagnosis and Procedure Codes Assessed in the Procedure Table Used to Define Inclusion and Exclusion Criteria in this Request**

<b>Code</b>	<b>Description</b>	<b>Code Type</b>	<b>Code Category</b>
C80	Malignant neoplasm without specification of site	ICD-10-CM	Diagnosis
C75	Malignant neoplasm of other endocrine glands and related structures	ICD-10-CM	Diagnosis
C06.8	Malignant neoplasm of overlapping sites of other and unspecified parts of mouth	ICD-10-CM	Diagnosis
C7A	Malignant neuroendocrine tumors	ICD-10-CM	Diagnosis
C7A.1	Malignant poorly differentiated neuroendocrine tumors	ICD-10-CM	Diagnosis
C80.1	Malignant (primary) neoplasm, unspecified	ICD-10-CM	Diagnosis
C83.1	Mantle cell lymphoma	ICD-10-CM	Diagnosis
C83.13	Mantle cell lymphoma, intra-abdominal lymph nodes	ICD-10-CM	Diagnosis
C83.16	Mantle cell lymphoma, intrapelvic lymph nodes	ICD-10-CM	Diagnosis
C83.12	Mantle cell lymphoma, intrathoracic lymph nodes	ICD-10-CM	Diagnosis
C83.11	Mantle cell lymphoma, lymph nodes of head, face, and neck	ICD-10-CM	Diagnosis
C83.14	Mantle cell lymphoma, lymph nodes of axilla and upper limb	ICD-10-CM	Diagnosis
C83.18	Mantle cell lymphoma, lymph nodes of multiple sites	ICD-10-CM	Diagnosis
C83.15	Mantle cell lymphoma, lymph nodes of inguinal region and lower limb	ICD-10-CM	Diagnosis
C83.17	Mantle cell lymphoma, spleen	ICD-10-CM	Diagnosis
C83.10	Mantle cell lymphoma, unspecified site	ICD-10-CM	Diagnosis
C83.19	Mantle cell lymphoma, extranodal and solid organ sites	ICD-10-CM	Diagnosis
C94.3	Mast cell leukemia	ICD-10-CM	Diagnosis
C94.32	Mast cell leukemia, in relapse	ICD-10-CM	Diagnosis
C94.31	Mast cell leukemia, in remission	ICD-10-CM	Diagnosis
C94.30	Mast cell leukemia not having achieved remission	ICD-10-CM	Diagnosis
C96.22	Mast cell sarcoma	ICD-10-CM	Diagnosis
C91.A	Mature B-cell leukemia Burkitt-type	ICD-10-CM	Diagnosis
C91.A2	Mature B-cell leukemia Burkitt-type, in relapse	ICD-10-CM	Diagnosis
C91.A1	Mature B-cell leukemia Burkitt-type, in remission	ICD-10-CM	Diagnosis
C91.A0	Mature B-cell leukemia Burkitt-type not having achieved remission	ICD-10-CM	Diagnosis
C84.99	Mature T/NK-cell lymphomas, unspecified, extranodal and solid organ sites	ICD-10-CM	Diagnosis
C84	Mature T/NK-cell lymphomas	ICD-10-CM	Diagnosis
C84.93	Mature T/NK-cell lymphomas, unspecified, intra-abdominal lymph nodes	ICD-10-CM	Diagnosis
C84.96	Mature T/NK-cell lymphomas, unspecified, intrapelvic lymph nodes	ICD-10-CM	Diagnosis
C84.92	Mature T/NK-cell lymphomas, unspecified, intrathoracic lymph nodes	ICD-10-CM	Diagnosis
C84.98	Mature T/NK-cell lymphomas, unspecified, lymph nodes of multiple sites	ICD-10-CM	Diagnosis
C84.94	Mature T/NK-cell lymphomas, unspecified, lymph nodes of axilla and upper limb	ICD-10-CM	Diagnosis
C84.91	Mature T/NK-cell lymphomas, unspecified, lymph nodes of head, face, and neck	ICD-10-CM	Diagnosis
C84.95	Mature T/NK-cell lymphomas, unspecified, lymph nodes of inguinal region and lower limb	ICD-10-CM	Diagnosis
C84.90	Mature T/NK-cell lymphomas, unspecified, unspecified site	ICD-10-CM	Diagnosis

**Appendix C. List of International Classification of Diseases, Ninth Revision, Clinical Modification (ICD-9-CM), International Classification of Diseases, Tenth Revision, Clinical Modification (ICD-10-CM), International Classification of Diseases, Tenth Revision, Procedure Coding System (ICD-10-PCS), Healthcare Common Procedure Coding System (HCPCS), and Current Procedural Terminology, Fourth Edition (CPT-4) Diagnosis and Procedure Codes Assessed in the Procedure Table Used to Define Inclusion and Exclusion Criteria in this Request**

<b>Code</b>	<b>Description</b>	<b>Code Type</b>	<b>Code Category</b>
C84.9	Mature T/NK-cell lymphomas, unspecified	ICD-10-CM	Diagnosis
C84.97	Mature T/NK-cell lymphomas, unspecified, spleen	ICD-10-CM	Diagnosis
C81.29	Mixed cellularity Hodgkin lymphoma, extranodal and solid organ sites	ICD-10-CM	Diagnosis
C81.23	Mixed cellularity Hodgkin lymphoma, intra-abdominal lymph nodes	ICD-10-CM	Diagnosis
C81.26	Mixed cellularity Hodgkin lymphoma, intrapelvic lymph nodes	ICD-10-CM	Diagnosis
C81.22	Mixed cellularity Hodgkin lymphoma, intrathoracic lymph nodes	ICD-10-CM	Diagnosis
C81.25	Mixed cellularity Hodgkin lymphoma, lymph nodes of inguinal region and lower limb	ICD-10-CM	Diagnosis
C81.24	Mixed cellularity Hodgkin lymphoma, lymph nodes of axilla and upper limb	ICD-10-CM	Diagnosis
C81.21	Mixed cellularity Hodgkin lymphoma, lymph nodes of head, face, and neck	ICD-10-CM	Diagnosis
C17.3	Meckel's diverticulum, malignant	ICD-10-CM	Diagnosis
C85.29	Mediastinal (thymic) large B-cell lymphoma, extranodal and solid organ sites	ICD-10-CM	Diagnosis
C85.23	Mediastinal (thymic) large B-cell lymphoma, intra-abdominal lymph nodes	ICD-10-CM	Diagnosis
C85.26	Mediastinal (thymic) large B-cell lymphoma, intrapelvic lymph nodes	ICD-10-CM	Diagnosis
C85.22	Mediastinal (thymic) large B-cell lymphoma, intrathoracic lymph nodes	ICD-10-CM	Diagnosis
C85.24	Mediastinal (thymic) large B-cell lymphoma, lymph nodes of axilla and upper limb	ICD-10-CM	Diagnosis
C85.21	Mediastinal (thymic) large B-cell lymphoma, lymph nodes of head, face, and neck	ICD-10-CM	Diagnosis
C85.25	Mediastinal (thymic) large B-cell lymphoma, lymph nodes of inguinal region and lower limb	ICD-10-CM	Diagnosis
C85.28	Mediastinal (thymic) large B-cell lymphoma, lymph nodes of multiple sites	ICD-10-CM	Diagnosis
C85.20	Mediastinal (thymic) large B-cell lymphoma, unspecified site	ICD-10-CM	Diagnosis
C85.27	Mediastinal (thymic) large B-cell lymphoma, spleen	ICD-10-CM	Diagnosis
C85.2	Mediastinal (thymic) large B-cell lymphoma	ICD-10-CM	Diagnosis
D03.22	Melanoma in situ of left ear and external auricular canal	ICD-10-CM	Diagnosis
D03.62	Melanoma in situ of left upper limb, including shoulder	ICD-10-CM	Diagnosis
D03.51	Melanoma in situ of anal skin	ICD-10-CM	Diagnosis
D03.52	Melanoma in situ of breast (skin) (soft tissue)	ICD-10-CM	Diagnosis
D03.12	Melanoma in situ of left eyelid, including canthus	ICD-10-CM	Diagnosis
D03.72	Melanoma in situ of left lower limb, including hip	ICD-10-CM	Diagnosis
D03.0	Melanoma in situ of lip	ICD-10-CM	Diagnosis
D03.59	Melanoma in situ of other part of trunk	ICD-10-CM	Diagnosis
D03.39	Melanoma in situ of other parts of face	ICD-10-CM	Diagnosis
D03.8	Melanoma in situ of other sites	ICD-10-CM	Diagnosis
D03.11	Melanoma in situ of right eyelid, including canthus	ICD-10-CM	Diagnosis
D03.71	Melanoma in situ of right lower limb, including hip	ICD-10-CM	Diagnosis
D03.4	Melanoma in situ of scalp and neck	ICD-10-CM	Diagnosis
D03.70	Melanoma in situ of unspecified lower limb, including hip	ICD-10-CM	Diagnosis
D03.30	Melanoma in situ of unspecified part of face	ICD-10-CM	Diagnosis

**Appendix C. List of International Classification of Diseases, Ninth Revision, Clinical Modification (ICD-9-CM), International Classification of Diseases, Tenth Revision, Clinical Modification (ICD-10-CM), International Classification of Diseases, Tenth Revision, Procedure Coding System (ICD-10-PCS), Healthcare Common Procedure Coding System (HCPCS), and Current Procedural Terminology, Fourth Edition (CPT-4) Diagnosis and Procedure Codes Assessed in the Procedure Table Used to Define Inclusion and Exclusion Criteria in this Request**

<b>Code</b>	<b>Description</b>	<b>Code Type</b>	<b>Code Category</b>
D03.21	Melanoma in situ of right ear and external auricular canal	ICD-10-CM	Diagnosis
D03.61	Melanoma in situ of right upper limb, including shoulder	ICD-10-CM	Diagnosis
D03.20	Melanoma in situ of unspecified ear and external auricular canal	ICD-10-CM	Diagnosis
D03.60	Melanoma in situ of unspecified upper limb, including shoulder	ICD-10-CM	Diagnosis
D03.9	Melanoma in situ, unspecified	ICD-10-CM	Diagnosis
D03.10	Melanoma in situ of unspecified eyelid, including canthus	ICD-10-CM	Diagnosis
C4A	Merkel cell carcinoma	ICD-10-CM	Diagnosis
C4A.2	Merkel cell carcinoma of ear and external auricular canal	ICD-10-CM	Diagnosis
C4A.1	Merkel cell carcinoma of eyelid, including canthus	ICD-10-CM	Diagnosis
C4A.12	Merkel cell carcinoma of left eyelid, including canthus	ICD-10-CM	Diagnosis
C4A.72	Merkel cell carcinoma of left lower limb, including hip	ICD-10-CM	Diagnosis
C4A.62	Merkel cell carcinoma of left upper limb, including shoulder	ICD-10-CM	Diagnosis
C4A.7	Merkel cell carcinoma of lower limb, including hip	ICD-10-CM	Diagnosis
C4A.22	Merkel cell carcinoma of left ear and external auricular canal	ICD-10-CM	Diagnosis
C4A.122	Merkel cell carcinoma of left lower eyelid, including canthus	ICD-10-CM	Diagnosis
C4A.121	Merkel cell carcinoma of left upper eyelid, including canthus	ICD-10-CM	Diagnosis
C4A.51	Merkel cell carcinoma of anal skin	ICD-10-CM	Diagnosis
C4A.0	Merkel cell carcinoma of lip	ICD-10-CM	Diagnosis
C4A.31	Merkel cell carcinoma of nose	ICD-10-CM	Diagnosis
C4A.59	Merkel cell carcinoma of other part of trunk	ICD-10-CM	Diagnosis
C4A.39	Merkel cell carcinoma of other parts of face	ICD-10-CM	Diagnosis
C4A.8	Merkel cell carcinoma of overlapping sites	ICD-10-CM	Diagnosis
C4A.4	Merkel cell carcinoma of scalp and neck	ICD-10-CM	Diagnosis
C4A.52	Merkel cell carcinoma of skin of breast	ICD-10-CM	Diagnosis
C4A.5	Merkel cell carcinoma of trunk	ICD-10-CM	Diagnosis
C4A.3	Merkel cell carcinoma of other and unspecified parts of face	ICD-10-CM	Diagnosis
C4A.11	Merkel cell carcinoma of right eyelid, including canthus	ICD-10-CM	Diagnosis
C4A.71	Merkel cell carcinoma of right lower limb, including hip	ICD-10-CM	Diagnosis
C4A.61	Merkel cell carcinoma of right upper limb, including shoulder	ICD-10-CM	Diagnosis
C4A.21	Merkel cell carcinoma of right ear and external auricular canal	ICD-10-CM	Diagnosis
C4A.112	Merkel cell carcinoma of right lower eyelid, including canthus	ICD-10-CM	Diagnosis
C4A.111	Merkel cell carcinoma of right upper eyelid, including canthus	ICD-10-CM	Diagnosis
C4A.20	Merkel cell carcinoma of unspecified ear and external auricular canal	ICD-10-CM	Diagnosis
C4A.10	Merkel cell carcinoma of unspecified eyelid, including canthus	ICD-10-CM	Diagnosis
C4A.70	Merkel cell carcinoma of unspecified lower limb, including hip	ICD-10-CM	Diagnosis
C4A.60	Merkel cell carcinoma of unspecified upper limb, including shoulder	ICD-10-CM	Diagnosis
C4A.9	Merkel cell carcinoma, unspecified	ICD-10-CM	Diagnosis
C4A.30	Merkel cell carcinoma of unspecified part of face	ICD-10-CM	Diagnosis
C4A.6	Merkel cell carcinoma of upper limb, including shoulder	ICD-10-CM	Diagnosis
C45	Mesothelioma	ICD-10-CM	Diagnosis

**Appendix C. List of International Classification of Diseases, Ninth Revision, Clinical Modification (ICD-9-CM), International Classification of Diseases, Tenth Revision, Clinical Modification (ICD-10-CM), International Classification of Diseases, Tenth Revision, Procedure Coding System (ICD-10-PCS), Healthcare Common Procedure Coding System (HCPCS), and Current Procedural Terminology, Fourth Edition (CPT-4) Diagnosis and Procedure Codes Assessed in the Procedure Table Used to Define Inclusion and Exclusion Criteria in this Request**

<b>Code</b>	<b>Description</b>	<b>Code Type</b>	<b>Code Category</b>
C45.7	Mesothelioma of other sites	ICD-10-CM	Diagnosis
C45.2	Mesothelioma of pericardium	ICD-10-CM	Diagnosis
C45.1	Mesothelioma of peritoneum	ICD-10-CM	Diagnosis
C45.0	Mesothelioma of pleura	ICD-10-CM	Diagnosis
C45.9	Mesothelioma, unspecified	ICD-10-CM	Diagnosis
C81.2	Mixed cellularity Hodgkin lymphoma	ICD-10-CM	Diagnosis
C81.28	Mixed cellularity Hodgkin lymphoma, lymph nodes of multiple sites	ICD-10-CM	Diagnosis
C81.27	Mixed cellularity Hodgkin lymphoma, spleen	ICD-10-CM	Diagnosis
C81.20	Mixed cellularity Hodgkin lymphoma, unspecified site	ICD-10-CM	Diagnosis
C93	Monocytic leukemia	ICD-10-CM	Diagnosis
C93.90	Monocytic leukemia, unspecified, not having achieved remission	ICD-10-CM	Diagnosis
C93.9	Monocytic leukemia, unspecified	ICD-10-CM	Diagnosis
C93.92	Monocytic leukemia, unspecified in relapse	ICD-10-CM	Diagnosis
C93.91	Monocytic leukemia, unspecified in remission	ICD-10-CM	Diagnosis
C96.0	Multifocal and multisystemic (disseminated) Langerhans-cell histiocytosis	ICD-10-CM	Diagnosis
C96.5	Multifocal and unisystemic Langerhans-cell histiocytosis	ICD-10-CM	Diagnosis
C90.0	Multiple myeloma	ICD-10-CM	Diagnosis
C90	Multiple myeloma and malignant plasma cell neoplasms	ICD-10-CM	Diagnosis
C90.02	Multiple myeloma in relapse	ICD-10-CM	Diagnosis
C90.01	Multiple myeloma in remission	ICD-10-CM	Diagnosis
C90.00	Multiple myeloma not having achieved remission	ICD-10-CM	Diagnosis
C84.0	Mycosis fungoides	ICD-10-CM	Diagnosis
C84.09	Mycosis fungoides, extranodal and solid organ sites	ICD-10-CM	Diagnosis
C84.03	Mycosis fungoides, intra-abdominal lymph nodes	ICD-10-CM	Diagnosis
C84.06	Mycosis fungoides, intrapelvic lymph nodes	ICD-10-CM	Diagnosis
C84.02	Mycosis fungoides, intrathoracic lymph nodes	ICD-10-CM	Diagnosis
C84.04	Mycosis fungoides, lymph nodes of axilla and upper limb	ICD-10-CM	Diagnosis
C84.01	Mycosis fungoides, lymph nodes of head, face, and neck	ICD-10-CM	Diagnosis
C84.05	Mycosis fungoides, lymph nodes of inguinal region and lower limb	ICD-10-CM	Diagnosis
C84.08	Mycosis fungoides, lymph nodes of multiple sites	ICD-10-CM	Diagnosis
C84.07	Mycosis fungoides, spleen	ICD-10-CM	Diagnosis
C84.00	Mycosis fungoides, unspecified site	ICD-10-CM	Diagnosis
C94.6	Myelodysplastic disease, not classified	ICD-10-CM	Diagnosis
C92	Myeloid leukemia	ICD-10-CM	Diagnosis
C92.90	Myeloid leukemia, unspecified, not having achieved remission	ICD-10-CM	Diagnosis
C92.9	Myeloid leukemia, unspecified	ICD-10-CM	Diagnosis
C92.92	Myeloid leukemia, unspecified in relapse	ICD-10-CM	Diagnosis
C92.91	Myeloid leukemia, unspecified in remission	ICD-10-CM	Diagnosis
C92.3	Myeloid sarcoma	ICD-10-CM	Diagnosis
C92.32	Myeloid sarcoma, in relapse	ICD-10-CM	Diagnosis

**Appendix C. List of International Classification of Diseases, Ninth Revision, Clinical Modification (ICD-9-CM), International Classification of Diseases, Tenth Revision, Clinical Modification (ICD-10-CM), International Classification of Diseases, Tenth Revision, Procedure Coding System (ICD-10-PCS), Healthcare Common Procedure Coding System (HCPCS), and Current Procedural Terminology, Fourth Edition (CPT-4) Diagnosis and Procedure Codes Assessed in the Procedure Table Used to Define Inclusion and Exclusion Criteria in this Request**

<b>Code</b>	<b>Description</b>	<b>Code Type</b>	<b>Code Category</b>
C92.31	Myeloid sarcoma, in remission	ICD-10-CM	Diagnosis
C92.30	Myeloid sarcoma, not having achieved remission	ICD-10-CM	Diagnosis
C81.0	Nodular lymphocyte predominant Hodgkin lymphoma	ICD-10-CM	Diagnosis
C81.13	Nodular sclerosis Hodgkin lymphoma, intra-abdominal lymph nodes	ICD-10-CM	Diagnosis
C81.12	Nodular sclerosis Hodgkin lymphoma, intrathoracic lymph nodes	ICD-10-CM	Diagnosis
C81.14	Nodular sclerosis Hodgkin lymphoma, lymph nodes of axilla and upper limb	ICD-10-CM	Diagnosis
C81.1	Nodular sclerosis Hodgkin lymphoma	ICD-10-CM	Diagnosis
C81.18	Nodular sclerosis Hodgkin lymphoma, lymph nodes of multiple sites	ICD-10-CM	Diagnosis
C81.17	Nodular sclerosis Hodgkin lymphoma, spleen	ICD-10-CM	Diagnosis
C81.10	Nodular sclerosis Hodgkin lymphoma, unspecified site	ICD-10-CM	Diagnosis
C81.09	Nodular lymphocyte predominant Hodgkin lymphoma, extranodal and solid organ sites	ICD-10-CM	Diagnosis
C81.05	Nodular lymphocyte predominant Hodgkin lymphoma, lymph nodes of inguinal region and lower limb	ICD-10-CM	Diagnosis
C81.03	Nodular lymphocyte predominant Hodgkin lymphoma, intra-abdominal lymph nodes	ICD-10-CM	Diagnosis
C81.06	Nodular lymphocyte predominant Hodgkin lymphoma, intrapelvic lymph nodes	ICD-10-CM	Diagnosis
C81.02	Nodular lymphocyte predominant Hodgkin lymphoma, intrathoracic lymph nodes	ICD-10-CM	Diagnosis
C81.08	Nodular lymphocyte predominant Hodgkin lymphoma, lymph nodes of multiple sites	ICD-10-CM	Diagnosis
C81.04	Nodular lymphocyte predominant Hodgkin lymphoma, lymph nodes of axilla and upper limb	ICD-10-CM	Diagnosis
C81.01	Nodular lymphocyte predominant Hodgkin lymphoma, lymph nodes of head, face, and neck	ICD-10-CM	Diagnosis
C81.07	Nodular lymphocyte predominant Hodgkin lymphoma, spleen	ICD-10-CM	Diagnosis
C81.00	Nodular lymphocyte predominant Hodgkin lymphoma, unspecified site	ICD-10-CM	Diagnosis
C81.15	Nodular sclerosis Hodgkin lymphoma, lymph nodes of inguinal region and lower limb	ICD-10-CM	Diagnosis
C81.16	Nodular sclerosis Hodgkin lymphoma, intrapelvic lymph nodes	ICD-10-CM	Diagnosis
C83.9	Non-follicular (diffuse) lymphoma, unspecified	ICD-10-CM	Diagnosis
C83.99	Non-follicular (diffuse) lymphoma, unspecified, extranodal and solid organ sites	ICD-10-CM	Diagnosis
C83	Non-follicular lymphoma	ICD-10-CM	Diagnosis
C83.93	Non-follicular (diffuse) lymphoma, unspecified, intra-abdominal lymph nodes	ICD-10-CM	Diagnosis
C83.96	Non-follicular (diffuse) lymphoma, unspecified, intrapelvic lymph nodes	ICD-10-CM	Diagnosis
C83.92	Non-follicular (diffuse) lymphoma, unspecified, intrathoracic lymph nodes	ICD-10-CM	Diagnosis
C83.98	Non-follicular (diffuse) lymphoma, unspecified, lymph nodes of multiple sites	ICD-10-CM	Diagnosis

**Appendix C. List of International Classification of Diseases, Ninth Revision, Clinical Modification (ICD-9-CM), International Classification of Diseases, Tenth Revision, Clinical Modification (ICD-10-CM), International Classification of Diseases, Tenth Revision, Procedure Coding System (ICD-10-PCS), Healthcare Common Procedure Coding System (HCPCS), and Current Procedural Terminology, Fourth Edition (CPT-4) Diagnosis and Procedure Codes Assessed in the Procedure Table Used to Define Inclusion and Exclusion Criteria in this Request**

<b>Code</b>	<b>Description</b>	<b>Code Type</b>	<b>Code Category</b>
C83.94	Non-follicular (diffuse) lymphoma, unspecified, lymph nodes of axilla and upper limb	ICD-10-CM	Diagnosis
C83.91	Non-follicular (diffuse) lymphoma, unspecified, lymph nodes of head, face, and neck	ICD-10-CM	Diagnosis
C83.95	Non-follicular (diffuse) lymphoma, unspecified, lymph nodes of inguinal region and lower limb	ICD-10-CM	Diagnosis
C83.90	Non-follicular (diffuse) lymphoma, unspecified, unspecified site	ICD-10-CM	Diagnosis
C83.97	Non-follicular (diffuse) lymphoma, unspecified, spleen	ICD-10-CM	Diagnosis
C85.99	Non-Hodgkin lymphoma, unspecified, extranodal and solid organ sites	ICD-10-CM	Diagnosis
C85.93	Non-Hodgkin lymphoma, unspecified, intra-abdominal lymph nodes	ICD-10-CM	Diagnosis
C85.96	Non-Hodgkin lymphoma, unspecified, intrapelvic lymph nodes	ICD-10-CM	Diagnosis
C85.92	Non-Hodgkin lymphoma, unspecified, intrathoracic lymph nodes	ICD-10-CM	Diagnosis
C85.94	Non-Hodgkin lymphoma, unspecified, lymph nodes of axilla and upper limb	ICD-10-CM	Diagnosis
C85.91	Non-Hodgkin lymphoma, unspecified, lymph nodes of head, face, and neck	ICD-10-CM	Diagnosis
C85.95	Non-Hodgkin lymphoma, unspecified, lymph nodes of inguinal region and lower limb	ICD-10-CM	Diagnosis
C85.98	Non-Hodgkin lymphoma, unspecified, lymph nodes of multiple sites	ICD-10-CM	Diagnosis
C85.90	Non-Hodgkin lymphoma, unspecified, unspecified site	ICD-10-CM	Diagnosis
C85.9	Non-Hodgkin lymphoma, unspecified	ICD-10-CM	Diagnosis
C85.97	Non-Hodgkin lymphoma, unspecified, spleen	ICD-10-CM	Diagnosis
C81.19	Nodular sclerosis Hodgkin lymphoma, extranodal and solid organ sites	ICD-10-CM	Diagnosis
C81.11	Nodular sclerosis Hodgkin lymphoma, lymph nodes of head, face, and neck	ICD-10-CM	Diagnosis
C96	Other and unspecified malignant neoplasms of lymphoid, hematopoietic and related tissue	ICD-10-CM	Diagnosis
C96.Z	Other specified malignant neoplasms of lymphoid, hematopoietic and related tissue	ICD-10-CM	Diagnosis
C84.Z9	Other mature T/NK-cell lymphomas, extranodal and solid organ sites	ICD-10-CM	Diagnosis
C84.Z3	Other mature T/NK-cell lymphomas, intra-abdominal lymph nodes	ICD-10-CM	Diagnosis
C84.Z6	Other mature T/NK-cell lymphomas, intrapelvic lymph nodes	ICD-10-CM	Diagnosis
C84.Z2	Other mature T/NK-cell lymphomas, intrathoracic lymph nodes	ICD-10-CM	Diagnosis
C84.Z4	Other mature T/NK-cell lymphomas, lymph nodes of axilla and upper limb	ICD-10-CM	Diagnosis
C84.Z1	Other mature T/NK-cell lymphomas, lymph nodes of head, face, and neck	ICD-10-CM	Diagnosis
C84.Z5	Other mature T/NK-cell lymphomas, lymph nodes of inguinal region and lower limb	ICD-10-CM	Diagnosis
C84.Z8	Other mature T/NK-cell lymphomas, lymph nodes of multiple sites	ICD-10-CM	Diagnosis
C84.Z7	Other mature T/NK-cell lymphomas, spleen	ICD-10-CM	Diagnosis
C83.89	Other non-follicular lymphoma, extranodal and solid organ sites	ICD-10-CM	Diagnosis
C83.83	Other non-follicular lymphoma, intra-abdominal lymph nodes	ICD-10-CM	Diagnosis
C83.86	Other non-follicular lymphoma, intrapelvic lymph nodes	ICD-10-CM	Diagnosis
C83.82	Other non-follicular lymphoma, intrathoracic lymph nodes	ICD-10-CM	Diagnosis

**Appendix C. List of International Classification of Diseases, Ninth Revision, Clinical Modification (ICD-9-CM), International Classification of Diseases, Tenth Revision, Clinical Modification (ICD-10-CM), International Classification of Diseases, Tenth Revision, Procedure Coding System (ICD-10-PCS), Healthcare Common Procedure Coding System (HCPCS), and Current Procedural Terminology, Fourth Edition (CPT-4) Diagnosis and Procedure Codes Assessed in the Procedure Table Used to Define Inclusion and Exclusion Criteria in this Request**

<b>Code</b>	<b>Description</b>	<b>Code Type</b>	<b>Code Category</b>
C83.84	Other non-follicular lymphoma, lymph nodes of axilla and upper limb	ICD-10-CM	Diagnosis
C83.81	Other non-follicular lymphoma, lymph nodes of head, face, and neck	ICD-10-CM	Diagnosis
C83.85	Other non-follicular lymphoma, lymph nodes of inguinal region and lower limb	ICD-10-CM	Diagnosis
C83.88	Other non-follicular lymphoma, lymph nodes of multiple sites	ICD-10-CM	Diagnosis
C82.89	Other types of follicular lymphoma, extranodal and solid organ sites	ICD-10-CM	Diagnosis
C82.84	Other types of follicular lymphoma, lymph nodes of axilla and upper limb	ICD-10-CM	Diagnosis
C82.81	Other types of follicular lymphoma, lymph nodes of head, face, and neck	ICD-10-CM	Diagnosis
C82.83	Other types of follicular lymphoma, intra-abdominal lymph nodes	ICD-10-CM	Diagnosis
C82.86	Other types of follicular lymphoma, intrapelvic lymph nodes	ICD-10-CM	Diagnosis
C82.82	Other types of follicular lymphoma, intrathoracic lymph nodes	ICD-10-CM	Diagnosis
C82.85	Other types of follicular lymphoma, lymph nodes of inguinal region and lower limb	ICD-10-CM	Diagnosis
C82.88	Other types of follicular lymphoma, lymph nodes of multiple sites	ICD-10-CM	Diagnosis
C85.89	Other specified types of non-Hodgkin lymphoma, extranodal and solid organ sites	ICD-10-CM	Diagnosis
C85.81	Other specified types of non-Hodgkin lymphoma, lymph nodes of head, face, and neck	ICD-10-CM	Diagnosis
C85.83	Other specified types of non-Hodgkin lymphoma, intra-abdominal lymph nodes	ICD-10-CM	Diagnosis
C85.86	Other specified types of non-Hodgkin lymphoma, intrapelvic lymph nodes	ICD-10-CM	Diagnosis
C85.82	Other specified types of non-Hodgkin lymphoma, intrathoracic lymph nodes	ICD-10-CM	Diagnosis
C85.85	Other specified types of non-Hodgkin lymphoma, lymph nodes of inguinal region and lower limb	ICD-10-CM	Diagnosis
C85.84	Other specified types of non-Hodgkin lymphoma, lymph nodes of axilla and upper limb	ICD-10-CM	Diagnosis
C85.88	Other specified types of non-Hodgkin lymphoma, lymph nodes of multiple sites	ICD-10-CM	Diagnosis
C85.87	Other specified types of non-Hodgkin lymphoma, spleen	ICD-10-CM	Diagnosis
C85.80	Other specified types of non-Hodgkin lymphoma, unspecified site	ICD-10-CM	Diagnosis
C85	Other specified and unspecified types of non-Hodgkin lymphoma	ICD-10-CM	Diagnosis
C81.7	Other Hodgkin lymphoma	ICD-10-CM	Diagnosis
C81.73	Other Hodgkin lymphoma, intra-abdominal lymph nodes	ICD-10-CM	Diagnosis
C81.76	Other Hodgkin lymphoma, intrapelvic lymph nodes	ICD-10-CM	Diagnosis
C81.72	Other Hodgkin lymphoma, intrathoracic lymph nodes	ICD-10-CM	Diagnosis
C81.71	Other Hodgkin lymphoma, lymph nodes of head, face, and neck	ICD-10-CM	Diagnosis
C81.74	Other Hodgkin lymphoma, lymph nodes of axilla and upper limb	ICD-10-CM	Diagnosis
C81.77	Other Hodgkin lymphoma, spleen	ICD-10-CM	Diagnosis
C81.70	Other Hodgkin lymphoma, unspecified site	ICD-10-CM	Diagnosis
C81.79	Other Hodgkin lymphoma, extranodal and solid organ sites	ICD-10-CM	Diagnosis



**Appendix C. List of International Classification of Diseases, Ninth Revision, Clinical Modification (ICD-9-CM), International Classification of Diseases, Tenth Revision, Clinical Modification (ICD-10-CM), International Classification of Diseases, Tenth Revision, Procedure Coding System (ICD-10-PCS), Healthcare Common Procedure Coding System (HCPCS), and Current Procedural Terminology, Fourth Edition (CPT-4) Diagnosis and Procedure Codes Assessed in the Procedure Table Used to Define Inclusion and Exclusion Criteria in this Request**

<b>Code</b>	<b>Description</b>	<b>Code Type</b>	<b>Code Category</b>
C81.75	Other Hodgkin lymphoma, lymph nodes of inguinal region and lower limb	ICD-10-CM	Diagnosis
C81.78	Other Hodgkin lymphoma, lymph nodes of multiple sites	ICD-10-CM	Diagnosis
C94	Other leukemias of specified cell type	ICD-10-CM	Diagnosis
C91.Z	Other lymphoid leukemia	ICD-10-CM	Diagnosis
C91.Z2	Other lymphoid leukemia, in relapse	ICD-10-CM	Diagnosis
C91.Z1	Other lymphoid leukemia, in remission	ICD-10-CM	Diagnosis
C91.Z0	Other lymphoid leukemia not having achieved remission	ICD-10-CM	Diagnosis
C88.8	Other malignant immunoproliferative diseases	ICD-10-CM	Diagnosis
C96.29	Other malignant mast cell neoplasm	ICD-10-CM	Diagnosis
C7A.8	Other malignant neuroendocrine tumors	ICD-10-CM	Diagnosis
C84.Z	Other mature T/NK-cell lymphomas	ICD-10-CM	Diagnosis
C84.Z0	Other mature T/NK-cell lymphomas, unspecified site	ICD-10-CM	Diagnosis
C93.Z0	Other monocytic leukemia, not having achieved remission	ICD-10-CM	Diagnosis
C93.Z	Other monocytic leukemia	ICD-10-CM	Diagnosis
C93.Z2	Other monocytic leukemia, in relapse	ICD-10-CM	Diagnosis
C93.Z1	Other monocytic leukemia, in remission	ICD-10-CM	Diagnosis
C92.Z	Other myeloid leukemia	ICD-10-CM	Diagnosis
C92.Z2	Other myeloid leukemia, in relapse	ICD-10-CM	Diagnosis
C92.Z1	Other myeloid leukemia, in remission	ICD-10-CM	Diagnosis
C92.Z0	Other myeloid leukemia not having achieved remission	ICD-10-CM	Diagnosis
C83.8	Other non-follicular lymphoma	ICD-10-CM	Diagnosis
C83.87	Other non-follicular lymphoma, spleen	ICD-10-CM	Diagnosis
C83.80	Other non-follicular lymphoma, unspecified site	ICD-10-CM	Diagnosis
C22.4	Other sarcomas of liver	ICD-10-CM	Diagnosis
C7B.8	Other secondary neuroendocrine tumors	ICD-10-CM	Diagnosis
C22.7	Other specified carcinomas of liver	ICD-10-CM	Diagnosis
C94.8	Other specified leukemias	ICD-10-CM	Diagnosis
C94.82	Other specified leukemias, in relapse	ICD-10-CM	Diagnosis
C94.81	Other specified leukemias, in remission	ICD-10-CM	Diagnosis
C94.80	Other specified leukemias not having achieved remission	ICD-10-CM	Diagnosis
C85.8	Other specified types of non-Hodgkin lymphoma	ICD-10-CM	Diagnosis
C86	Other specified types of T/NK-cell lymphoma	ICD-10-CM	Diagnosis
C82.8	Other types of follicular lymphoma	ICD-10-CM	Diagnosis
C82.87	Other types of follicular lymphoma, spleen	ICD-10-CM	Diagnosis
C82.80	Other types of follicular lymphoma, unspecified site	ICD-10-CM	Diagnosis
C84.49	Peripheral T-cell lymphoma, not classified, extranodal and solid organ sites	ICD-10-CM	Diagnosis
C84.43	Peripheral T-cell lymphoma, not classified, intra-abdominal lymph nodes	ICD-10-CM	Diagnosis
C84.46	Peripheral T-cell lymphoma, not classified, intrapelvic lymph nodes	ICD-10-CM	Diagnosis
C84.42	Peripheral T-cell lymphoma, not classified, intrathoracic lymph nodes	ICD-10-CM	Diagnosis

**Appendix C. List of International Classification of Diseases, Ninth Revision, Clinical Modification (ICD-9-CM), International Classification of Diseases, Tenth Revision, Clinical Modification (ICD-10-CM), International Classification of Diseases, Tenth Revision, Procedure Coding System (ICD-10-PCS), Healthcare Common Procedure Coding System (HCPCS), and Current Procedural Terminology, Fourth Edition (CPT-4) Diagnosis and Procedure Codes Assessed in the Procedure Table Used to Define Inclusion and Exclusion Criteria in this Request**

<b>Code</b>	<b>Description</b>	<b>Code Type</b>	<b>Code Category</b>
C84.44	Peripheral T-cell lymphoma, not classified, lymph nodes of axilla and upper limb	ICD-10-CM	Diagnosis
C84.41	Peripheral T-cell lymphoma, not classified, lymph nodes of head, face, and neck	ICD-10-CM	Diagnosis
C84.45	Peripheral T-cell lymphoma, not classified, lymph nodes of inguinal region and lower limb	ICD-10-CM	Diagnosis
C84.48	Peripheral T-cell lymphoma, not classified, lymph nodes of multiple sites	ICD-10-CM	Diagnosis
C84.47	Peripheral T-cell lymphoma, not classified, spleen	ICD-10-CM	Diagnosis
C84.40	Peripheral T-cell lymphoma, not classified, unspecified site	ICD-10-CM	Diagnosis
C84.4	Peripheral T-cell lymphoma, not classified	ICD-10-CM	Diagnosis
Z85.520	Personal history of malignant carcinoid tumor of kidney	ICD-10-CM	Diagnosis
Z85.230	Personal history of malignant carcinoid tumor of thymus	ICD-10-CM	Diagnosis
Z85.040	Personal history of malignant carcinoid tumor of rectum	ICD-10-CM	Diagnosis
Z85.020	Personal history of malignant carcinoid tumor of stomach	ICD-10-CM	Diagnosis
Z85.42	Personal history of malignant neoplasm of other parts of uterus	ICD-10-CM	Diagnosis
Z85.06	Personal history of malignant neoplasm of small intestine	ICD-10-CM	Diagnosis
Z85.41	Personal history of malignant neoplasm of cervix uteri	ICD-10-CM	Diagnosis
Z85.48	Personal history of malignant neoplasm of epididymis	ICD-10-CM	Diagnosis
Z85.51	Personal history of malignant neoplasm of bladder	ICD-10-CM	Diagnosis
Z85.01	Personal history of malignant neoplasm of esophagus	ICD-10-CM	Diagnosis
Z85.07	Personal history of malignant neoplasm of pancreas	ICD-10-CM	Diagnosis
Z85.46	Personal history of malignant neoplasm of prostate	ICD-10-CM	Diagnosis
Z85.02	Personal history of malignant neoplasm of stomach	ICD-10-CM	Diagnosis
Z85.850	Personal history of malignant neoplasm of thyroid	ICD-10-CM	Diagnosis
Z85.12	Personal history of malignant neoplasm of trachea	ICD-10-CM	Diagnosis
Z85.53	Personal history of malignant neoplasm of renal pelvis	ICD-10-CM	Diagnosis
Z85.831	Personal history of malignant neoplasm of soft tissue	ICD-10-CM	Diagnosis
Z85.9	Personal history of malignant neoplasm, unspecified	ICD-10-CM	Diagnosis
Z85.71	Personal history of Hodgkin lymphoma	ICD-10-CM	Diagnosis
Z85.6	Personal history of leukemia	ICD-10-CM	Diagnosis
Z85.820	Personal history of malignant melanoma of skin	ICD-10-CM	Diagnosis
Z85	Personal history of malignant neoplasm	ICD-10-CM	Diagnosis
Z85.830	Personal history of malignant neoplasm of bone	ICD-10-CM	Diagnosis
Z85.841	Personal history of malignant neoplasm of brain	ICD-10-CM	Diagnosis
Z85.840	Personal history of malignant neoplasm of eye	ICD-10-CM	Diagnosis
Z85.52	Personal history of malignant neoplasm of kidney	ICD-10-CM	Diagnosis
Z85.21	Personal history of malignant neoplasm of larynx	ICD-10-CM	Diagnosis
Z85.05	Personal history of malignant neoplasm of liver	ICD-10-CM	Diagnosis
Z85.43	Personal history of malignant neoplasm of ovary	ICD-10-CM	Diagnosis
Z85.82	Personal history of malignant neoplasm of skin	ICD-10-CM	Diagnosis

**Appendix C. List of International Classification of Diseases, Ninth Revision, Clinical Modification (ICD-9-CM), International Classification of Diseases, Tenth Revision, Clinical Modification (ICD-10-CM), International Classification of Diseases, Tenth Revision, Procedure Coding System (ICD-10-PCS), Healthcare Common Procedure Coding System (HCPCS), and Current Procedural Terminology, Fourth Edition (CPT-4) Diagnosis and Procedure Codes Assessed in the Procedure Table Used to Define Inclusion and Exclusion Criteria in this Request**

<b>Code</b>	<b>Description</b>	<b>Code Type</b>	<b>Code Category</b>
Z85.47	Personal history of malignant neoplasm of testis	ICD-10-CM	Diagnosis
Z85.23	Personal history of malignant neoplasm of thymus	ICD-10-CM	Diagnosis
Z85.810	Personal history of malignant neoplasm of tongue	ICD-10-CM	Diagnosis
Z85.54	Personal history of malignant neoplasm of ureter	ICD-10-CM	Diagnosis
Z85.821	Personal history of Merkel cell carcinoma	ICD-10-CM	Diagnosis
Z85.72	Personal history of non-Hodgkin lymphomas	ICD-10-CM	Diagnosis
Z85.028	Personal history of other malignant neoplasm of stomach	ICD-10-CM	Diagnosis
Z85.528	Personal history of other malignant neoplasm of kidney	ICD-10-CM	Diagnosis
Z85.828	Personal history of other malignant neoplasm of skin	ICD-10-CM	Diagnosis
Z85.238	Personal history of other malignant neoplasm of thymus	ICD-10-CM	Diagnosis
Z85.3	Personal history of malignant neoplasm of breast	ICD-10-CM	Diagnosis
Z85.22	Personal history of malignant neoplasm of nasal cavities, middle ear, and accessory sinuses	ICD-10-CM	Diagnosis
Z85.2	Personal history of malignant neoplasm of other respiratory and intrathoracic organs	ICD-10-CM	Diagnosis
Z85.29	Personal history of malignant neoplasm of other respiratory and intrathoracic organs	ICD-10-CM	Diagnosis
Z85.818	Personal history of malignant neoplasm of other sites of lip, oral cavity, and pharynx	ICD-10-CM	Diagnosis
Z85.819	Personal history of malignant neoplasm of unspecified site of lip, oral cavity, and pharynx	ICD-10-CM	Diagnosis
Z85.81	Personal history of malignant neoplasm of lip, oral cavity, and pharynx	ICD-10-CM	Diagnosis
Z85.8	Personal history of malignant neoplasms of other organs and systems	ICD-10-CM	Diagnosis
Z85.04	Personal history of malignant neoplasm of rectum, rectosigmoid junction, and anus	ICD-10-CM	Diagnosis
Z85.110	Personal history of malignant carcinoid tumor of bronchus and lung	ICD-10-CM	Diagnosis
Z85.030	Personal history of malignant carcinoid tumor of large intestine	ICD-10-CM	Diagnosis
Z85.060	Personal history of malignant carcinoid tumor of small intestine	ICD-10-CM	Diagnosis
Z85.84	Personal history of malignant neoplasm of eye and nervous tissue	ICD-10-CM	Diagnosis
Z85.83	Personal history of malignant neoplasm of bone and soft tissue	ICD-10-CM	Diagnosis
Z85.09	Personal history of malignant neoplasm of other digestive organs	ICD-10-CM	Diagnosis
Z85.858	Personal history of malignant neoplasm of other endocrine glands	ICD-10-CM	Diagnosis
Z85.44	Personal history of malignant neoplasm of other female genital organs	ICD-10-CM	Diagnosis
Z85.49	Personal history of malignant neoplasm of other male genital organs	ICD-10-CM	Diagnosis
Z85.89	Personal history of malignant neoplasm of other organs and systems	ICD-10-CM	Diagnosis
Z85.848	Personal history of malignant neoplasm of other parts of nervous tissue	ICD-10-CM	Diagnosis
Z85.00	Personal history of malignant neoplasm of unspecified digestive organ	ICD-10-CM	Diagnosis
Z85.40	Personal history of malignant neoplasm of unspecified female genital organ	ICD-10-CM	Diagnosis
Z85.20	Personal history of malignant neoplasm of unspecified respiratory organ	ICD-10-CM	Diagnosis
Z85.59	Personal history of malignant neoplasm of other urinary tract organ	ICD-10-CM	Diagnosis

**Appendix C. List of International Classification of Diseases, Ninth Revision, Clinical Modification (ICD-9-CM), International Classification of Diseases, Tenth Revision, Clinical Modification (ICD-10-CM), International Classification of Diseases, Tenth Revision, Procedure Coding System (ICD-10-PCS), Healthcare Common Procedure Coding System (HCPCS), and Current Procedural Terminology, Fourth Edition (CPT-4) Diagnosis and Procedure Codes Assessed in the Procedure Table Used to Define Inclusion and Exclusion Criteria in this Request**

<b>Code</b>	<b>Description</b>	<b>Code Type</b>	<b>Code Category</b>
Z85.45	Personal history of malignant neoplasm of unspecified male genital organ	ICD-10-CM	Diagnosis
Z85.50	Personal history of malignant neoplasm of unspecified urinary tract organ	ICD-10-CM	Diagnosis
Z85.11	Personal history of malignant neoplasm of bronchus and lung	ICD-10-CM	Diagnosis
Z85.0	Personal history of malignant neoplasm of digestive organs	ICD-10-CM	Diagnosis
Z85.85	Personal history of malignant neoplasm of endocrine glands	ICD-10-CM	Diagnosis
Z85.4	Personal history of malignant neoplasm of genital organs	ICD-10-CM	Diagnosis
Z85.03	Personal history of malignant neoplasm of large intestine	ICD-10-CM	Diagnosis
Z85.5	Personal history of malignant neoplasm of urinary tract	ICD-10-CM	Diagnosis
Z85.1	Personal history of malignant neoplasm of trachea, bronchus and lung	ICD-10-CM	Diagnosis
Z85.79	Personal history of other malignant neoplasms of lymphoid, hematopoietic and related tissues	ICD-10-CM	Diagnosis
Z85.7	Personal history of other malignant neoplasms of lymphoid, hematopoietic and related tissues	ICD-10-CM	Diagnosis
Z85.048	Personal history of other malignant neoplasm of rectum, rectosigmoid junction, and anus	ICD-10-CM	Diagnosis
Z85.118	Personal history of other malignant neoplasm of bronchus and lung	ICD-10-CM	Diagnosis
Z85.038	Personal history of other malignant neoplasm of large intestine	ICD-10-CM	Diagnosis
Z85.068	Personal history of other malignant neoplasm of small intestine	ICD-10-CM	Diagnosis
C90.1	Plasma cell leukemia	ICD-10-CM	Diagnosis
C90.12	Plasma cell leukemia in relapse	ICD-10-CM	Diagnosis
C90.11	Plasma cell leukemia in remission	ICD-10-CM	Diagnosis
C90.10	Plasma cell leukemia not having achieved remission	ICD-10-CM	Diagnosis
D45	Polycythemia vera	ICD-10-CM	Diagnosis
C86.6	Primary cutaneous CD30-positive T-cell proliferations	ICD-10-CM	Diagnosis
C91.32	Prolymphocytic leukemia of B-cell type, in relapse	ICD-10-CM	Diagnosis
C91.31	Prolymphocytic leukemia of B-cell type, in remission	ICD-10-CM	Diagnosis
C91.30	Prolymphocytic leukemia of B-cell type not having achieved remission	ICD-10-CM	Diagnosis
C91.3	Prolymphocytic leukemia of B-cell type	ICD-10-CM	Diagnosis
C91.6	Prolymphocytic leukemia of T-cell type	ICD-10-CM	Diagnosis
C91.62	Prolymphocytic leukemia of T-cell type, in relapse	ICD-10-CM	Diagnosis
C91.61	Prolymphocytic leukemia of T-cell type, in remission	ICD-10-CM	Diagnosis
C91.60	Prolymphocytic leukemia of T-cell type not having achieved remission	ICD-10-CM	Diagnosis
R97.21	Rising PSA following treatment for malignant neoplasm of prostate	ICD-10-CM	Diagnosis
C96.4	Sarcoma of dendritic cells (accessory cells)	ICD-10-CM	Diagnosis
C77.3	Secondary and unspecified malignant neoplasm of axilla and upper limb lymph nodes	ICD-10-CM	Diagnosis
C77.1	Secondary and unspecified malignant neoplasm of intrathoracic lymph nodes	ICD-10-CM	Diagnosis
C77.0	Secondary and unspecified malignant neoplasm of lymph nodes of head, face and neck	ICD-10-CM	Diagnosis

**Appendix C. List of International Classification of Diseases, Ninth Revision, Clinical Modification (ICD-9-CM), International Classification of Diseases, Tenth Revision, Clinical Modification (ICD-10-CM), International Classification of Diseases, Tenth Revision, Procedure Coding System (ICD-10-PCS), Healthcare Common Procedure Coding System (HCPCS), and Current Procedural Terminology, Fourth Edition (CPT-4) Diagnosis and Procedure Codes Assessed in the Procedure Table Used to Define Inclusion and Exclusion Criteria in this Request**

<b>Code</b>	<b>Description</b>	<b>Code Type</b>	<b>Code Category</b>
C77.4	Secondary and unspecified malignant neoplasm of inguinal and lower limb lymph nodes	ICD-10-CM	Diagnosis
C77.2	Secondary and unspecified malignant neoplasm of intra-abdominal lymph nodes	ICD-10-CM	Diagnosis
C77.5	Secondary and unspecified malignant neoplasm of intrapelvic lymph nodes	ICD-10-CM	Diagnosis
C77.8	Secondary and unspecified malignant neoplasm of lymph nodes of multiple regions	ICD-10-CM	Diagnosis
C78.6	Secondary malignant neoplasm of retroperitoneum and peritoneum	ICD-10-CM	Diagnosis
C79.8	Secondary malignant neoplasm of other specified sites	ICD-10-CM	Diagnosis
C77.9	Secondary and unspecified malignant neoplasm of lymph node, unspecified	ICD-10-CM	Diagnosis
C77	Secondary and unspecified malignant neoplasm of lymph nodes	ICD-10-CM	Diagnosis
C7B.0	Secondary carcinoid tumors	ICD-10-CM	Diagnosis
C7B.01	Secondary carcinoid tumors of distant lymph nodes	ICD-10-CM	Diagnosis
C7B.03	Secondary carcinoid tumors of bone	ICD-10-CM	Diagnosis
C7B.02	Secondary carcinoid tumors of liver	ICD-10-CM	Diagnosis
C7B.09	Secondary carcinoid tumors of other sites	ICD-10-CM	Diagnosis
C7B.04	Secondary carcinoid tumors of peritoneum	ICD-10-CM	Diagnosis
C7B.00	Secondary carcinoid tumors, unspecified site	ICD-10-CM	Diagnosis
C78.5	Secondary malignant neoplasm of large intestine and rectum	ICD-10-CM	Diagnosis
C79.1	Secondary malignant neoplasm of bladder and other and unspecified urinary organs	ICD-10-CM	Diagnosis
C79.3	Secondary malignant neoplasm of brain and cerebral meninges	ICD-10-CM	Diagnosis
C78.7	Secondary malignant neoplasm of liver and intrahepatic bile duct	ICD-10-CM	Diagnosis
C79.02	Secondary malignant neoplasm of left kidney and renal pelvis	ICD-10-CM	Diagnosis
C78.89	Secondary malignant neoplasm of other digestive organs	ICD-10-CM	Diagnosis
C78.8	Secondary malignant neoplasm of other and unspecified digestive organs	ICD-10-CM	Diagnosis
C78.3	Secondary malignant neoplasm of other and unspecified respiratory organs	ICD-10-CM	Diagnosis
C79.4	Secondary malignant neoplasm of other and unspecified parts of nervous system	ICD-10-CM	Diagnosis
C78	Secondary malignant neoplasm of respiratory and digestive organs	ICD-10-CM	Diagnosis
C79.01	Secondary malignant neoplasm of right kidney and renal pelvis	ICD-10-CM	Diagnosis
C78.80	Secondary malignant neoplasm of unspecified digestive organ	ICD-10-CM	Diagnosis
C79.00	Secondary malignant neoplasm of unspecified kidney and renal pelvis	ICD-10-CM	Diagnosis
C78.30	Secondary malignant neoplasm of unspecified respiratory organ	ICD-10-CM	Diagnosis
C79.5	Secondary malignant neoplasm of bone and bone marrow	ICD-10-CM	Diagnosis
C79.32	Secondary malignant neoplasm of cerebral meninges	ICD-10-CM	Diagnosis
C79.0	Secondary malignant neoplasm of kidney and renal pelvis	ICD-10-CM	Diagnosis
C79.72	Secondary malignant neoplasm of left adrenal gland	ICD-10-CM	Diagnosis
C79.7	Secondary malignant neoplasm of adrenal gland	ICD-10-CM	Diagnosis
C79.11	Secondary malignant neoplasm of bladder	ICD-10-CM	Diagnosis

**Appendix C. List of International Classification of Diseases, Ninth Revision, Clinical Modification (ICD-9-CM), International Classification of Diseases, Tenth Revision, Clinical Modification (ICD-10-CM), International Classification of Diseases, Tenth Revision, Procedure Coding System (ICD-10-PCS), Healthcare Common Procedure Coding System (HCPCS), and Current Procedural Terminology, Fourth Edition (CPT-4) Diagnosis and Procedure Codes Assessed in the Procedure Table Used to Define Inclusion and Exclusion Criteria in this Request**

<b>Code</b>	<b>Description</b>	<b>Code Type</b>	<b>Code Category</b>
C79.51	Secondary malignant neoplasm of bone	ICD-10-CM	Diagnosis
C79.52	Secondary malignant neoplasm of bone marrow	ICD-10-CM	Diagnosis
C79.31	Secondary malignant neoplasm of brain	ICD-10-CM	Diagnosis
C79.81	Secondary malignant neoplasm of breast	ICD-10-CM	Diagnosis
C79.82	Secondary malignant neoplasm of genital organs	ICD-10-CM	Diagnosis
C78.02	Secondary malignant neoplasm of left lung	ICD-10-CM	Diagnosis
C79.62	Secondary malignant neoplasm of left ovary	ICD-10-CM	Diagnosis
C78.0	Secondary malignant neoplasm of lung	ICD-10-CM	Diagnosis
C78.1	Secondary malignant neoplasm of mediastinum	ICD-10-CM	Diagnosis
C79	Secondary malignant neoplasm of other and unspecified sites	ICD-10-CM	Diagnosis
C78.39	Secondary malignant neoplasm of other respiratory organs	ICD-10-CM	Diagnosis
C79.6	Secondary malignant neoplasm of ovary	ICD-10-CM	Diagnosis
C78.2	Secondary malignant neoplasm of pleura	ICD-10-CM	Diagnosis
C78.01	Secondary malignant neoplasm of right lung	ICD-10-CM	Diagnosis
C79.61	Secondary malignant neoplasm of right ovary	ICD-10-CM	Diagnosis
C79.2	Secondary malignant neoplasm of skin	ICD-10-CM	Diagnosis
C78.4	Secondary malignant neoplasm of small intestine	ICD-10-CM	Diagnosis
C78.00	Secondary malignant neoplasm of unspecified lung	ICD-10-CM	Diagnosis
C79.9	Secondary malignant neoplasm of unspecified site	ICD-10-CM	Diagnosis
C79.49	Secondary malignant neoplasm of other parts of nervous system	ICD-10-CM	Diagnosis
C79.89	Secondary malignant neoplasm of other specified sites	ICD-10-CM	Diagnosis
C79.19	Secondary malignant neoplasm of other urinary organs	ICD-10-CM	Diagnosis
C79.71	Secondary malignant neoplasm of right adrenal gland	ICD-10-CM	Diagnosis
C79.70	Secondary malignant neoplasm of unspecified adrenal gland	ICD-10-CM	Diagnosis
C79.40	Secondary malignant neoplasm of unspecified part of nervous system	ICD-10-CM	Diagnosis
C79.10	Secondary malignant neoplasm of unspecified urinary organs	ICD-10-CM	Diagnosis
C79.60	Secondary malignant neoplasm of unspecified ovary	ICD-10-CM	Diagnosis
C7B.1	Secondary Merkel cell carcinoma	ICD-10-CM	Diagnosis
C7B	Secondary neuroendocrine tumors	ICD-10-CM	Diagnosis
C84.1	Sezary disease	ICD-10-CM	Diagnosis
C84.19	Sezary disease, extranodal and solid organ sites	ICD-10-CM	Diagnosis
C84.13	Sezary disease, intra-abdominal lymph nodes	ICD-10-CM	Diagnosis
C84.16	Sezary disease, intrapelvic lymph nodes	ICD-10-CM	Diagnosis
C84.12	Sezary disease, intrathoracic lymph nodes	ICD-10-CM	Diagnosis
C84.14	Sezary disease, lymph nodes of axilla and upper limb	ICD-10-CM	Diagnosis
C84.15	Sezary disease, lymph nodes of inguinal region and lower limb	ICD-10-CM	Diagnosis
C84.11	Sezary disease, lymph nodes of head, face, and neck	ICD-10-CM	Diagnosis
C84.18	Sezary disease, lymph nodes of multiple sites	ICD-10-CM	Diagnosis
C84.17	Sezary disease, spleen	ICD-10-CM	Diagnosis
C84.10	Sezary disease, unspecified site	ICD-10-CM	Diagnosis

**Appendix C. List of International Classification of Diseases, Ninth Revision, Clinical Modification (ICD-9-CM), International Classification of Diseases, Tenth Revision, Clinical Modification (ICD-10-CM), International Classification of Diseases, Tenth Revision, Procedure Coding System (ICD-10-PCS), Healthcare Common Procedure Coding System (HCPCS), and Current Procedural Terminology, Fourth Edition (CPT-4) Diagnosis and Procedure Codes Assessed in the Procedure Table Used to Define Inclusion and Exclusion Criteria in this Request**

<b>Code</b>	<b>Description</b>	<b>Code Type</b>	<b>Code Category</b>
C83.0	Small cell B-cell lymphoma	ICD-10-CM	Diagnosis
C83.09	Small cell B-cell lymphoma, extranodal and solid organ sites	ICD-10-CM	Diagnosis
C83.03	Small cell B-cell lymphoma, intra-abdominal lymph nodes	ICD-10-CM	Diagnosis
C83.06	Small cell B-cell lymphoma, intrapelvic lymph nodes	ICD-10-CM	Diagnosis
C83.02	Small cell B-cell lymphoma, intrathoracic lymph nodes	ICD-10-CM	Diagnosis
C83.04	Small cell B-cell lymphoma, lymph nodes of axilla and upper limb	ICD-10-CM	Diagnosis
C83.01	Small cell B-cell lymphoma, lymph nodes of head, face, and neck	ICD-10-CM	Diagnosis
C83.05	Small cell B-cell lymphoma, lymph nodes of inguinal region and lower limb	ICD-10-CM	Diagnosis
C83.08	Small cell B-cell lymphoma, lymph nodes of multiple sites	ICD-10-CM	Diagnosis
C83.07	Small cell B-cell lymphoma, spleen	ICD-10-CM	Diagnosis
C83.00	Small cell B-cell lymphoma, unspecified site	ICD-10-CM	Diagnosis
C90.3	Solitary plasmacytoma	ICD-10-CM	Diagnosis
C90.32	Solitary plasmacytoma in relapse	ICD-10-CM	Diagnosis
C90.31	Solitary plasmacytoma in remission	ICD-10-CM	Diagnosis
C90.30	Solitary plasmacytoma not having achieved remission	ICD-10-CM	Diagnosis
C86.3	Subcutaneous panniculitis-like T-cell lymphoma	ICD-10-CM	Diagnosis
C96.6	Unifocal Langerhans-cell histiocytosis	ICD-10-CM	Diagnosis
C85.19	Unspecified B-cell lymphoma, extranodal and solid organ sites	ICD-10-CM	Diagnosis
C85.13	Unspecified B-cell lymphoma, intra-abdominal lymph nodes	ICD-10-CM	Diagnosis
C85.16	Unspecified B-cell lymphoma, intrapelvic lymph nodes	ICD-10-CM	Diagnosis
C85.12	Unspecified B-cell lymphoma, intrathoracic lymph nodes	ICD-10-CM	Diagnosis
C85.11	Unspecified B-cell lymphoma, lymph nodes of head, face, and neck	ICD-10-CM	Diagnosis
C85.18	Unspecified B-cell lymphoma, lymph nodes of multiple sites	ICD-10-CM	Diagnosis
C85.14	Unspecified B-cell lymphoma, lymph nodes of axilla and upper limb	ICD-10-CM	Diagnosis
C85.15	Unspecified B-cell lymphoma, lymph nodes of inguinal region and lower limb	ICD-10-CM	Diagnosis
C85.1	Unspecified B-cell lymphoma	ICD-10-CM	Diagnosis
C85.17	Unspecified B-cell lymphoma, spleen	ICD-10-CM	Diagnosis
C85.10	Unspecified B-cell lymphoma, unspecified site	ICD-10-CM	Diagnosis
C88.0	Waldenstrom macroglobulinemia	ICD-10-CM	Diagnosis
207.00	Acute erythremia and erythroleukemia, without mention of having achieved remission	ICD-9-CM	Diagnosis
207.0	Acute erythremia and erythroleukemia	ICD-9-CM	Diagnosis
207.02	Acute erythremia and erythroleukemia, in relapse	ICD-9-CM	Diagnosis
207.01	Acute erythremia and erythroleukemia in remission	ICD-9-CM	Diagnosis
208.0	Acute leukemia of unspecified cell type	ICD-9-CM	Diagnosis
208.00	Acute leukemia of unspecified cell type, without mention of having achieved remission	ICD-9-CM	Diagnosis
208.02	Acute leukemia of unspecified cell type, in relapse	ICD-9-CM	Diagnosis
208.01	Acute leukemia of unspecified cell type in remission	ICD-9-CM	Diagnosis
204.0	Acute lymphoid leukemia	ICD-9-CM	Diagnosis

**Appendix C. List of International Classification of Diseases, Ninth Revision, Clinical Modification (ICD-9-CM), International Classification of Diseases, Tenth Revision, Clinical Modification (ICD-10-CM), International Classification of Diseases, Tenth Revision, Procedure Coding System (ICD-10-PCS), Healthcare Common Procedure Coding System (HCPCS), and Current Procedural Terminology, Fourth Edition (CPT-4) Diagnosis and Procedure Codes Assessed in the Procedure Table Used to Define Inclusion and Exclusion Criteria in this Request**

<b>Code</b>	<b>Description</b>	<b>Code Type</b>	<b>Code Category</b>
204.02	Acute lymphoid leukemia, in relapse	ICD-9-CM	Diagnosis
204.01	Acute lymphoid leukemia in remission	ICD-9-CM	Diagnosis
204.00	Acute lymphoid leukemia, without mention of having achieved remission	ICD-9-CM	Diagnosis
206.0	Acute monocytic leukemia	ICD-9-CM	Diagnosis
206.02	Acute monocytic leukemia, in relapse	ICD-9-CM	Diagnosis
206.01	Acute monocytic leukemia in remission	ICD-9-CM	Diagnosis
206.00	Acute monocytic leukemia, without mention of having achieved remission	ICD-9-CM	Diagnosis
205.0	Acute myeloid leukemia	ICD-9-CM	Diagnosis
205.02	Acute myeloid leukemia, in relapse	ICD-9-CM	Diagnosis
205.01	Acute myeloid leukemia in remission	ICD-9-CM	Diagnosis
205.00	Acute myeloid leukemia, without mention of having achieved remission	ICD-9-CM	Diagnosis
200.60	Anaplastic large cell lymphoma, unspecified site, extranodal and solid organ sites	ICD-9-CM	Diagnosis
200.6	Anaplastic large cell lymphoma	ICD-9-CM	Diagnosis
200.66	Anaplastic large cell lymphoma, intrapelvic lymph nodes	ICD-9-CM	Diagnosis
200.67	Anaplastic large cell lymphoma, spleen	ICD-9-CM	Diagnosis
200.64	Anaplastic large cell lymphoma, lymph nodes of axilla and upper limb	ICD-9-CM	Diagnosis
200.63	Anaplastic large cell lymphoma, intra-abdominal lymph nodes	ICD-9-CM	Diagnosis
200.62	Anaplastic large cell lymphoma, intrathoracic lymph nodes	ICD-9-CM	Diagnosis
200.61	Anaplastic large cell lymphoma, lymph nodes of head, face, and neck	ICD-9-CM	Diagnosis
200.65	Anaplastic large cell lymphoma, lymph nodes of inguinal region and lower limb	ICD-9-CM	Diagnosis
200.68	Anaplastic large cell lymphoma, lymph nodes of multiple sites	ICD-9-CM	Diagnosis
200.2	Burkitt's tumor or lymphoma	ICD-9-CM	Diagnosis
200.27	Burkitt's tumor or lymphoma of spleen	ICD-9-CM	Diagnosis
200.23	Burkitt's tumor or lymphoma of intra-abdominal lymph nodes	ICD-9-CM	Diagnosis
200.26	Burkitt's tumor or lymphoma of intrapelvic lymph nodes	ICD-9-CM	Diagnosis
200.22	Burkitt's tumor or lymphoma of intrathoracic lymph nodes	ICD-9-CM	Diagnosis
200.24	Burkitt's tumor or lymphoma of lymph nodes of axilla and upper limb	ICD-9-CM	Diagnosis
200.21	Burkitt's tumor or lymphoma of lymph nodes of head, face, and neck	ICD-9-CM	Diagnosis
200.28	Burkitt's tumor or lymphoma of lymph nodes of multiple sites	ICD-9-CM	Diagnosis
200.20	Burkitt's tumor or lymphoma, unspecified site, extranodal and solid organ sites	ICD-9-CM	Diagnosis
200.25	Burkitt's tumor or lymphoma of lymph nodes of inguinal region and lower limb	ICD-9-CM	Diagnosis
207.10	Chronic erythremia, without mention of having achieved remission	ICD-9-CM	Diagnosis
208.10	Chronic leukemia of unspecified cell type, without mention of having achieved remission	ICD-9-CM	Diagnosis
206.10	Chronic monocytic leukemia, without mention of having achieved remission	ICD-9-CM	Diagnosis
205.10	Chronic myeloid leukemia, without mention of having achieved remission	ICD-9-CM	Diagnosis



**Appendix C. List of International Classification of Diseases, Ninth Revision, Clinical Modification (ICD-9-CM), International Classification of Diseases, Tenth Revision, Clinical Modification (ICD-10-CM), International Classification of Diseases, Tenth Revision, Procedure Coding System (ICD-10-PCS), Healthcare Common Procedure Coding System (HCPCS), and Current Procedural Terminology, Fourth Edition (CPT-4) Diagnosis and Procedure Codes Assessed in the Procedure Table Used to Define Inclusion and Exclusion Criteria in this Request**

<b>Code</b>	<b>Description</b>	<b>Code Type</b>	<b>Code Category</b>
207.1	Chronic erythremia	ICD-9-CM	Diagnosis
207.12	Chronic erythremia, in relapse	ICD-9-CM	Diagnosis
207.11	Chronic erythremia in remission	ICD-9-CM	Diagnosis
208.1	Chronic leukemia of unspecified cell type	ICD-9-CM	Diagnosis
208.12	Chronic leukemia of unspecified cell type, in relapse	ICD-9-CM	Diagnosis
208.11	Chronic leukemia of unspecified cell type in remission	ICD-9-CM	Diagnosis
204.1	Chronic lymphoid leukemia	ICD-9-CM	Diagnosis
204.12	Chronic lymphoid leukemia, in relapse	ICD-9-CM	Diagnosis
204.11	Chronic lymphoid leukemia in remission	ICD-9-CM	Diagnosis
204.10	Chronic lymphoid leukemia, without mention of having achieved remission	ICD-9-CM	Diagnosis
206.1	Chronic monocytic leukemia	ICD-9-CM	Diagnosis
206.12	Chronic monocytic leukemia, in relapse	ICD-9-CM	Diagnosis
206.11	Chronic monocytic leukemia in remission	ICD-9-CM	Diagnosis
205.1	Chronic myeloid leukemia	ICD-9-CM	Diagnosis
205.12	Chronic myeloid leukemia, in relapse	ICD-9-CM	Diagnosis
205.11	Chronic myeloid leukemia in remission	ICD-9-CM	Diagnosis
199.0	Disseminated malignant neoplasm	ICD-9-CM	Diagnosis
201.40	Hodgkin's disease, lymphocytic-histiocytic predominance, unspecified site, extranodal and solid organ sites	ICD-9-CM	Diagnosis
201.43	Hodgkin's disease, lymphocytic-histiocytic predominance of intra-abdominal lymph nodes	ICD-9-CM	Diagnosis
201.46	Hodgkin's disease, lymphocytic-histiocytic predominance of intrapelvic lymph nodes	ICD-9-CM	Diagnosis
201.42	Hodgkin's disease, lymphocytic-histiocytic predominance of intrathoracic lymph nodes	ICD-9-CM	Diagnosis
201.44	Hodgkin's disease, lymphocytic-histiocytic predominance of lymph nodes of axilla and upper limb	ICD-9-CM	Diagnosis
201.41	Hodgkin's disease, lymphocytic-histiocytic predominance of lymph nodes of head, face, and neck	ICD-9-CM	Diagnosis
201.45	Hodgkin's disease, lymphocytic-histiocytic predominance of lymph nodes of inguinal region and lower limb	ICD-9-CM	Diagnosis
201.48	Hodgkin's disease, lymphocytic-histiocytic predominance of lymph nodes of multiple sites	ICD-9-CM	Diagnosis
201.70	Hodgkin's disease, lymphocytic depletion, unspecified site, extranodal and solid organ sites	ICD-9-CM	Diagnosis
201.50	Hodgkin's disease, nodular sclerosis, unspecified site, extranodal and solid organ sites	ICD-9-CM	Diagnosis
201	Hodgkin's disease	ICD-9-CM	Diagnosis
201.7	Hodgkin's disease, lymphocytic depletion	ICD-9-CM	Diagnosis
201.77	Hodgkin's disease, lymphocytic depletion, of spleen	ICD-9-CM	Diagnosis

**Appendix C. List of International Classification of Diseases, Ninth Revision, Clinical Modification (ICD-9-CM), International Classification of Diseases, Tenth Revision, Clinical Modification (ICD-10-CM), International Classification of Diseases, Tenth Revision, Procedure Coding System (ICD-10-PCS), Healthcare Common Procedure Coding System (HCPCS), and Current Procedural Terminology, Fourth Edition (CPT-4) Diagnosis and Procedure Codes Assessed in the Procedure Table Used to Define Inclusion and Exclusion Criteria in this Request**

<b>Code</b>	<b>Description</b>	<b>Code Type</b>	<b>Code Category</b>
201.6	Hodgkin's disease, mixed cellularity	ICD-9-CM	Diagnosis
201.67	Hodgkin's disease, mixed cellularity, of spleen	ICD-9-CM	Diagnosis
201.5	Hodgkin's disease, nodular sclerosis	ICD-9-CM	Diagnosis
201.57	Hodgkin's disease, nodular sclerosis, of spleen	ICD-9-CM	Diagnosis
201.97	Hodgkin's disease, unspecified type, of spleen	ICD-9-CM	Diagnosis
201.9	Hodgkin's disease, unspecified type	ICD-9-CM	Diagnosis
201.1	Hodgkin's granuloma	ICD-9-CM	Diagnosis
201.13	Hodgkin's granuloma of intra-abdominal lymph nodes	ICD-9-CM	Diagnosis
201.14	Hodgkin's granuloma of lymph nodes of axilla and upper limb	ICD-9-CM	Diagnosis
201.11	Hodgkin's granuloma of lymph nodes of head, face, and neck	ICD-9-CM	Diagnosis
201.18	Hodgkin's granuloma of lymph nodes of multiple sites	ICD-9-CM	Diagnosis
201.15	Hodgkin's granuloma of lymph nodes of inguinal region and lower limb	ICD-9-CM	Diagnosis
201.16	Hodgkin's granuloma of intrapelvic lymph nodes	ICD-9-CM	Diagnosis
201.12	Hodgkin's granuloma of intrathoracic lymph nodes	ICD-9-CM	Diagnosis
201.17	Hodgkin's granuloma of spleen	ICD-9-CM	Diagnosis
201.10	Hodgkin's granuloma, unspecified site, extranodal and solid organ sites	ICD-9-CM	Diagnosis
201.47	Hodgkin's disease, lymphocytic-histiocytic predominance of spleen	ICD-9-CM	Diagnosis
201.74	Hodgkin's disease, lymphocytic depletion, of lymph nodes of axilla and upper limb	ICD-9-CM	Diagnosis
201.75	Hodgkin's disease, lymphocytic depletion, of lymph nodes of inguinal region and lower limb	ICD-9-CM	Diagnosis
201.4	Hodgkin's disease, lymphocytic-histiocytic predominance	ICD-9-CM	Diagnosis
201.73	Hodgkin's disease, lymphocytic depletion, of intra-abdominal lymph nodes	ICD-9-CM	Diagnosis
201.76	Hodgkin's disease, lymphocytic depletion, of intrapelvic lymph nodes	ICD-9-CM	Diagnosis
201.72	Hodgkin's disease, lymphocytic depletion, of intrathoracic lymph nodes	ICD-9-CM	Diagnosis
201.71	Hodgkin's disease, lymphocytic depletion, of lymph nodes of head, face, and neck	ICD-9-CM	Diagnosis
201.78	Hodgkin's disease, lymphocytic depletion, of lymph nodes of multiple sites	ICD-9-CM	Diagnosis
201.60	Hodgkin's disease, mixed cellularity, unspecified site, extranodal and solid organ sites	ICD-9-CM	Diagnosis
201.66	Hodgkin's disease, mixed cellularity, of intrapelvic lymph nodes	ICD-9-CM	Diagnosis
201.62	Hodgkin's disease, mixed cellularity, of intrathoracic lymph nodes	ICD-9-CM	Diagnosis
201.61	Hodgkin's disease, mixed cellularity, involving lymph nodes of head, face, and neck	ICD-9-CM	Diagnosis
201.68	Hodgkin's disease, mixed cellularity, of lymph nodes of multiple sites	ICD-9-CM	Diagnosis
201.64	Hodgkin's disease, mixed cellularity, of lymph nodes of axilla and upper limb	ICD-9-CM	Diagnosis
201.65	Hodgkin's disease, mixed cellularity, of lymph nodes of inguinal region and lower limb	ICD-9-CM	Diagnosis
201.63	Hodgkin's disease, mixed cellularity, of intra-abdominal lymph nodes	ICD-9-CM	Diagnosis
201.53	Hodgkin's disease, nodular sclerosis, of intra-abdominal lymph nodes	ICD-9-CM	Diagnosis

**Appendix C. List of International Classification of Diseases, Ninth Revision, Clinical Modification (ICD-9-CM), International Classification of Diseases, Tenth Revision, Clinical Modification (ICD-10-CM), International Classification of Diseases, Tenth Revision, Procedure Coding System (ICD-10-PCS), Healthcare Common Procedure Coding System (HCPCS), and Current Procedural Terminology, Fourth Edition (CPT-4) Diagnosis and Procedure Codes Assessed in the Procedure Table Used to Define Inclusion and Exclusion Criteria in this Request**

<b>Code</b>	<b>Description</b>	<b>Code Type</b>	<b>Code Category</b>
201.56	Hodgkin's disease, nodular sclerosis, of intrapelvic lymph nodes	ICD-9-CM	Diagnosis
201.52	Hodgkin's disease, nodular sclerosis, of intrathoracic lymph nodes	ICD-9-CM	Diagnosis
201.54	Hodgkin's disease, nodular sclerosis, of lymph nodes of axilla and upper limb	ICD-9-CM	Diagnosis
201.51	Hodgkin's disease, nodular sclerosis, of lymph nodes of head, face, and neck	ICD-9-CM	Diagnosis
201.58	Hodgkin's disease, nodular sclerosis, of lymph nodes of multiple sites	ICD-9-CM	Diagnosis
201.55	Hodgkin's disease, nodular sclerosis, of lymph nodes of inguinal region and lower limb	ICD-9-CM	Diagnosis
201.0	Hodgkin's paragranuloma	ICD-9-CM	Diagnosis
201.03	Hodgkin's paragranuloma of intra-abdominal lymph nodes	ICD-9-CM	Diagnosis
201.06	Hodgkin's paragranuloma of intrapelvic lymph nodes	ICD-9-CM	Diagnosis
201.02	Hodgkin's paragranuloma of intrathoracic lymph nodes	ICD-9-CM	Diagnosis
201.04	Hodgkin's paragranuloma of lymph nodes of axilla and upper limb	ICD-9-CM	Diagnosis
201.01	Hodgkin's paragranuloma of lymph nodes of head, face, and neck	ICD-9-CM	Diagnosis
201.08	Hodgkin's paragranuloma of lymph nodes of multiple sites	ICD-9-CM	Diagnosis
201.07	Hodgkin's paragranuloma of spleen	ICD-9-CM	Diagnosis
201.05	Hodgkin's paragranuloma of lymph nodes of inguinal region and lower limb	ICD-9-CM	Diagnosis
201.00	Hodgkin's paragranuloma, unspecified site, extranodal and solid organ sites	ICD-9-CM	Diagnosis
201.2	Hodgkin's sarcoma	ICD-9-CM	Diagnosis
201.24	Hodgkin's sarcoma of lymph nodes of axilla and upper limb	ICD-9-CM	Diagnosis
201.21	Hodgkin's sarcoma of lymph nodes of head, face, and neck	ICD-9-CM	Diagnosis
201.28	Hodgkin's sarcoma of lymph nodes of multiple sites	ICD-9-CM	Diagnosis
201.25	Hodgkin's sarcoma of lymph nodes of inguinal region and lower limb	ICD-9-CM	Diagnosis
201.23	Hodgkin's sarcoma of intra-abdominal lymph nodes	ICD-9-CM	Diagnosis
201.26	Hodgkin's sarcoma of intrapelvic lymph nodes	ICD-9-CM	Diagnosis
201.22	Hodgkin's sarcoma of intrathoracic lymph nodes	ICD-9-CM	Diagnosis
201.27	Hodgkin's sarcoma of spleen	ICD-9-CM	Diagnosis
201.20	Hodgkin's sarcoma, unspecified site, extranodal and solid organ sites	ICD-9-CM	Diagnosis
201.90	Hodgkin's disease, unspecified type, unspecified site, extranodal and solid organ sites	ICD-9-CM	Diagnosis
201.93	Hodgkin's disease, unspecified type, of intra-abdominal lymph nodes	ICD-9-CM	Diagnosis
201.96	Hodgkin's disease, unspecified type, of intrapelvic lymph nodes	ICD-9-CM	Diagnosis
201.92	Hodgkin's disease, unspecified type, of intrathoracic lymph nodes	ICD-9-CM	Diagnosis
201.91	Hodgkin's disease, unspecified type, of lymph nodes of head, face, and neck	ICD-9-CM	Diagnosis
201.98	Hodgkin's disease, unspecified type, of lymph nodes of multiple sites	ICD-9-CM	Diagnosis
201.94	Hodgkin's disease, unspecified type, of lymph nodes of axilla and upper limb	ICD-9-CM	Diagnosis
201.95	Hodgkin's disease, unspecified type, of lymph nodes of inguinal region and lower limb	ICD-9-CM	Diagnosis
176	Kaposi's sarcoma	ICD-9-CM	Diagnosis
176.3	Kaposi's sarcoma of gastrointestinal sites	ICD-9-CM	Diagnosis
176.4	Kaposi's sarcoma of lung	ICD-9-CM	Diagnosis

**Appendix C. List of International Classification of Diseases, Ninth Revision, Clinical Modification (ICD-9-CM), International Classification of Diseases, Tenth Revision, Clinical Modification (ICD-10-CM), International Classification of Diseases, Tenth Revision, Procedure Coding System (ICD-10-PCS), Healthcare Common Procedure Coding System (HCPCS), and Current Procedural Terminology, Fourth Edition (CPT-4) Diagnosis and Procedure Codes Assessed in the Procedure Table Used to Define Inclusion and Exclusion Criteria in this Request**

<b>Code</b>	<b>Description</b>	<b>Code Type</b>	<b>Code Category</b>
176.5	Kaposi's sarcoma of lymph nodes	ICD-9-CM	Diagnosis
176.8	Kaposi's sarcoma of other specified sites	ICD-9-CM	Diagnosis
176.2	Kaposi's sarcoma of palate	ICD-9-CM	Diagnosis
176.0	Kaposi's sarcoma of skin	ICD-9-CM	Diagnosis
176.1	Kaposi's sarcoma of soft tissue	ICD-9-CM	Diagnosis
176.9	Kaposi's sarcoma of unspecified site	ICD-9-CM	Diagnosis
200.7	Large cell lymphoma	ICD-9-CM	Diagnosis
200.73	Large cell lymphoma, intra-abdominal lymph nodes	ICD-9-CM	Diagnosis
200.76	Large cell lymphoma, intrapelvic lymph nodes	ICD-9-CM	Diagnosis
200.72	Large cell lymphoma, intrathoracic lymph nodes	ICD-9-CM	Diagnosis
200.71	Large cell lymphoma, lymph nodes of head, face, and neck	ICD-9-CM	Diagnosis
200.78	Large cell lymphoma, lymph nodes of multiple sites	ICD-9-CM	Diagnosis
200.74	Large cell lymphoma, lymph nodes of axilla and upper limb	ICD-9-CM	Diagnosis
200.75	Large cell lymphoma, lymph nodes of inguinal region and lower limb	ICD-9-CM	Diagnosis
200.77	Large cell lymphoma, spleen	ICD-9-CM	Diagnosis
200.70	Large cell lymphoma, unspecified site, extranodal and solid organ sites	ICD-9-CM	Diagnosis
202.5	Letterer-Siwe disease	ICD-9-CM	Diagnosis
202.53	Letterer-Siwe disease of intra-abdominal lymph nodes	ICD-9-CM	Diagnosis
202.52	Letterer-Siwe disease of intrathoracic lymph nodes	ICD-9-CM	Diagnosis
202.51	Letterer-Siwe disease of lymph nodes of head, face, and neck	ICD-9-CM	Diagnosis
202.58	Letterer-Siwe disease of lymph nodes of multiple sites	ICD-9-CM	Diagnosis
202.54	Letterer-Siwe disease of lymph nodes of axilla and upper limb	ICD-9-CM	Diagnosis
202.55	Letterer-Siwe disease of lymph nodes of inguinal region and lower limb	ICD-9-CM	Diagnosis
202.56	Letterer-Siwe disease of intrapelvic lymph nodes	ICD-9-CM	Diagnosis
202.57	Letterer-Siwe disease of spleen	ICD-9-CM	Diagnosis
202.50	Letterer-Siwe disease, unspecified site, extranodal and solid organ sites	ICD-9-CM	Diagnosis
202.45	Leukemic reticuloendotheliosis of lymph nodes of inguinal region and lower limb	ICD-9-CM	Diagnosis
202.48	Leukemic reticuloendotheliosis of lymph nodes of multiple sites	ICD-9-CM	Diagnosis
202.40	Leukemic reticuloendotheliosis, unspecified site, extranodal and solid organ sites	ICD-9-CM	Diagnosis
208	Leukemia of unspecified cell type	ICD-9-CM	Diagnosis
202.42	Leukemic reticuloendotheliosis of intrathoracic lymph nodes	ICD-9-CM	Diagnosis
202.44	Leukemic reticuloendotheliosis of lymph nodes of axilla and upper limb	ICD-9-CM	Diagnosis
202.41	Leukemic reticuloendotheliosis of lymph nodes of head, face, and neck	ICD-9-CM	Diagnosis
202.4	Leukemic reticuloendotheliosis	ICD-9-CM	Diagnosis
202.43	Leukemic reticuloendotheliosis of intra-abdominal lymph nodes	ICD-9-CM	Diagnosis
202.46	Leukemic reticuloendotheliosis of intrapelvic lymph nodes	ICD-9-CM	Diagnosis
202.47	Leukemic reticuloendotheliosis of spleen	ICD-9-CM	Diagnosis

**Appendix C. List of International Classification of Diseases, Ninth Revision, Clinical Modification (ICD-9-CM), International Classification of Diseases, Tenth Revision, Clinical Modification (ICD-10-CM), International Classification of Diseases, Tenth Revision, Procedure Coding System (ICD-10-PCS), Healthcare Common Procedure Coding System (HCPCS), and Current Procedural Terminology, Fourth Edition (CPT-4) Diagnosis and Procedure Codes Assessed in the Procedure Table Used to Define Inclusion and Exclusion Criteria in this Request**

<b>Code</b>	<b>Description</b>	<b>Code Type</b>	<b>Code Category</b>
200	Lymphosarcoma and reticulosarcoma and other specified malignant tumors of lymphatic tissue	ICD-9-CM	Diagnosis
204	Lymphoid leukemia	ICD-9-CM	Diagnosis
200.1	Lymphosarcoma	ICD-9-CM	Diagnosis
200.14	Lymphosarcoma of lymph nodes of axilla and upper limb	ICD-9-CM	Diagnosis
200.15	Lymphosarcoma of lymph nodes of inguinal region and lower limb	ICD-9-CM	Diagnosis
200.13	Lymphosarcoma of intra-abdominal lymph nodes	ICD-9-CM	Diagnosis
200.16	Lymphosarcoma of intrapelvic lymph nodes	ICD-9-CM	Diagnosis
200.12	Lymphosarcoma of intrathoracic lymph nodes	ICD-9-CM	Diagnosis
200.11	Lymphosarcoma of lymph nodes of head, face, and neck	ICD-9-CM	Diagnosis
200.18	Lymphosarcoma of lymph nodes of multiple sites	ICD-9-CM	Diagnosis
200.17	Lymphosarcoma of spleen	ICD-9-CM	Diagnosis
200.10	Lymphosarcoma, unspecified site, extranodal and solid organ sites	ICD-9-CM	Diagnosis
273.3	Macroglobulinemia	ICD-9-CM	Diagnosis
202.60	Malignant mast cell tumors, unspecified site, extranodal and solid organ sites	ICD-9-CM	Diagnosis
165	Malignant neoplasm of other and ill-defined sites within the respiratory system and intrathoracic organs	ICD-9-CM	Diagnosis
160.8	Malignant neoplasm of other sites of nasal cavities, middle ear, and accessory sinuses	ICD-9-CM	Diagnosis
148.2	Malignant neoplasm of aryepiglottic fold, hypopharyngeal aspect	ICD-9-CM	Diagnosis
160.1	Malignant neoplasm of auditory tube, middle ear, and mastoid air cells	ICD-9-CM	Diagnosis
190.0	Malignant neoplasm of eyeball, except conjunctiva, cornea, retina, and choroid	ICD-9-CM	Diagnosis
160.9	Malignant neoplasm of site of nasal cavities, middle ear, and accessory sinus, unspecified site	ICD-9-CM	Diagnosis
165.8	Malignant neoplasm of other sites within the respiratory system and intrathoracic organs	ICD-9-CM	Diagnosis
194.3	Malignant neoplasm of pituitary gland and craniopharyngeal duct	ICD-9-CM	Diagnosis
149	Malignant neoplasm of other and ill-defined sites within the lip, oral cavity, and pharynx	ICD-9-CM	Diagnosis
159.9	Malignant neoplasm of ill-defined sites of digestive organs and peritoneum	ICD-9-CM	Diagnosis
159.8	Malignant neoplasm of other sites of digestive system and intra-abdominal organs	ICD-9-CM	Diagnosis
154.8	Malignant neoplasm of other sites of rectum, rectosigmoid junction, and anus	ICD-9-CM	Diagnosis
209.10	Malignant carcinoid tumor of the large intestine, unspecified portion	ICD-9-CM	Diagnosis
209.00	Malignant carcinoid tumor of the small intestine, unspecified portion	ICD-9-CM	Diagnosis
202.33	Malignant histiocytosis of intra-abdominal lymph nodes	ICD-9-CM	Diagnosis
202.32	Malignant histiocytosis of intrathoracic lymph nodes	ICD-9-CM	Diagnosis

**Appendix C. List of International Classification of Diseases, Ninth Revision, Clinical Modification (ICD-9-CM), International Classification of Diseases, Tenth Revision, Clinical Modification (ICD-10-CM), International Classification of Diseases, Tenth Revision, Procedure Coding System (ICD-10-PCS), Healthcare Common Procedure Coding System (HCPCS), and Current Procedural Terminology, Fourth Edition (CPT-4) Diagnosis and Procedure Codes Assessed in the Procedure Table Used to Define Inclusion and Exclusion Criteria in this Request**

<b>Code</b>	<b>Description</b>	<b>Code Type</b>	<b>Code Category</b>
202.31	Malignant histiocytosis of lymph nodes of head, face, and neck	ICD-9-CM	Diagnosis
202.38	Malignant histiocytosis of lymph nodes of multiple sites	ICD-9-CM	Diagnosis
202.34	Malignant histiocytosis of lymph nodes of axilla and upper limb	ICD-9-CM	Diagnosis
202.35	Malignant histiocytosis of lymph nodes of inguinal region and lower limb	ICD-9-CM	Diagnosis
202.30	Malignant histiocytosis, unspecified site, extranodal and solid organ sites	ICD-9-CM	Diagnosis
202.63	Malignant mast cell tumors of intra-abdominal lymph nodes	ICD-9-CM	Diagnosis
202.66	Malignant mast cell tumors of intrapelvic lymph nodes	ICD-9-CM	Diagnosis
202.62	Malignant mast cell tumors of intrathoracic lymph nodes	ICD-9-CM	Diagnosis
202.64	Malignant mast cell tumors of lymph nodes of axilla and upper limb	ICD-9-CM	Diagnosis
202.61	Malignant mast cell tumors of lymph nodes of head, face, and neck	ICD-9-CM	Diagnosis
202.68	Malignant mast cell tumors of lymph nodes of multiple sites	ICD-9-CM	Diagnosis
202.65	Malignant mast cell tumors of lymph nodes of inguinal region and lower limb	ICD-9-CM	Diagnosis
172.2	Malignant melanoma of skin of ear and external auditory canal	ICD-9-CM	Diagnosis
172.6	Malignant melanoma of skin of upper limb, including shoulder	ICD-9-CM	Diagnosis
159	Malignant neoplasm of other and ill-defined sites within the digestive organs and peritoneum	ICD-9-CM	Diagnosis
141.4	Malignant neoplasm of anterior two-thirds of tongue, part unspecified	ICD-9-CM	Diagnosis
156.9	Malignant neoplasm of biliary tract, part unspecified site	ICD-9-CM	Diagnosis
170.9	Malignant neoplasm of bone and articular cartilage, site unspecified	ICD-9-CM	Diagnosis
170.0	Malignant neoplasm of bones of skull and face, except mandible	ICD-9-CM	Diagnosis
191.0	Malignant neoplasm of cerebrum, except lobes and ventricles	ICD-9-CM	Diagnosis
171.9	Malignant neoplasm of connective and other soft tissue, site unspecified	ICD-9-CM	Diagnosis
171.5	Malignant neoplasm of connective and other soft tissue of abdomen	ICD-9-CM	Diagnosis
171.6	Malignant neoplasm of connective and other soft tissue of pelvis	ICD-9-CM	Diagnosis
171.4	Malignant neoplasm of connective and other soft tissue of thorax	ICD-9-CM	Diagnosis
184.9	Malignant neoplasm of female genital organ, site unspecified	ICD-9-CM	Diagnosis
149.9	Malignant neoplasm of ill-defined sites of lip and oral cavity	ICD-9-CM	Diagnosis
189	Malignant neoplasm of kidney and other and unspecified urinary organs	ICD-9-CM	Diagnosis
174.3	Malignant neoplasm of lower-inner quadrant of female breast	ICD-9-CM	Diagnosis
174.5	Malignant neoplasm of lower-outer quadrant of female breast	ICD-9-CM	Diagnosis
187.9	Malignant neoplasm of male genital organ, site unspecified	ICD-9-CM	Diagnosis
194	Malignant neoplasm of other endocrine glands and related structures	ICD-9-CM	Diagnosis
194.8	Malignant neoplasm of other endocrine glands and related structures	ICD-9-CM	Diagnosis
149.8	Malignant neoplasm of other sites within the lip and oral cavity	ICD-9-CM	Diagnosis
184.8	Malignant neoplasm of other specified sites of female genital organs	ICD-9-CM	Diagnosis
187.8	Malignant neoplasm of other specified sites of male genital organs	ICD-9-CM	Diagnosis
184	Malignant neoplasm of other and unspecified female genital organs	ICD-9-CM	Diagnosis
174.8	Malignant neoplasm of other specified sites of female breast	ICD-9-CM	Diagnosis
153.8	Malignant neoplasm of other specified sites of large intestine	ICD-9-CM	Diagnosis

**Appendix C. List of International Classification of Diseases, Ninth Revision, Clinical Modification (ICD-9-CM), International Classification of Diseases, Tenth Revision, Clinical Modification (ICD-10-CM), International Classification of Diseases, Tenth Revision, Procedure Coding System (ICD-10-PCS), Healthcare Common Procedure Coding System (HCPCS), and Current Procedural Terminology, Fourth Edition (CPT-4) Diagnosis and Procedure Codes Assessed in the Procedure Table Used to Define Inclusion and Exclusion Criteria in this Request**

<b>Code</b>	<b>Description</b>	<b>Code Type</b>	<b>Code Category</b>
192.8	Malignant neoplasm of other specified sites of nervous system	ICD-9-CM	Diagnosis
152.8	Malignant neoplasm of other specified sites of small intestine	ICD-9-CM	Diagnosis
189.8	Malignant neoplasm of other specified sites of urinary organs	ICD-9-CM	Diagnosis
183.8	Malignant neoplasm of other specified sites of uterine adnexa	ICD-9-CM	Diagnosis
192	Malignant neoplasm of other and unspecified parts of nervous system	ICD-9-CM	Diagnosis
175.9	Malignant neoplasm of other and unspecified sites of male breast	ICD-9-CM	Diagnosis
187	Malignant neoplasm of penis and other male genital organs	ICD-9-CM	Diagnosis
148.0	Malignant neoplasm of postcricoid region of hypopharynx	ICD-9-CM	Diagnosis
188.4	Malignant neoplasm of posterior wall of urinary bladder	ICD-9-CM	Diagnosis
154	Malignant neoplasm of rectum, rectosigmoid junction, and anus	ICD-9-CM	Diagnosis
152	Malignant neoplasm of small intestine, including duodenum	ICD-9-CM	Diagnosis
174.2	Malignant neoplasm of upper-inner quadrant of female breast	ICD-9-CM	Diagnosis
174.4	Malignant neoplasm of upper-outer quadrant of female breast	ICD-9-CM	Diagnosis
165.0	Malignant neoplasm of upper respiratory tract, part unspecified	ICD-9-CM	Diagnosis
170.2	Malignant neoplasm of vertebral column, excluding sacrum and coccyx	ICD-9-CM	Diagnosis
171.3	Malignant neoplasm of connective and other soft tissue of lower limb, including hip	ICD-9-CM	Diagnosis
171.7	Malignant neoplasm of connective and other soft tissue of trunk, unspecified site	ICD-9-CM	Diagnosis
171.2	Malignant neoplasm of connective and other soft tissue of upper limb, including shoulder	ICD-9-CM	Diagnosis
171.0	Malignant neoplasm of connective and other soft tissue of head, face, and neck	ICD-9-CM	Diagnosis
165.9	Malignant neoplasm of ill-defined sites within the respiratory system	ICD-9-CM	Diagnosis
140.5	Malignant neoplasm of lip, inner aspect, unspecified as to upper or lower	ICD-9-CM	Diagnosis
140.9	Malignant neoplasm of lip, vermilion border, unspecified as to upper or lower	ICD-9-CM	Diagnosis
160	Malignant neoplasm of nasal cavities, middle ear, and accessory sinuses	ICD-9-CM	Diagnosis
171.8	Malignant neoplasm of other specified sites of connective and other soft tissue	ICD-9-CM	Diagnosis
156.8	Malignant neoplasm of other specified sites of gallbladder and extrahepatic bile ducts	ICD-9-CM	Diagnosis
209.30	Malignant poorly differentiated neuroendocrine carcinoma, any site	ICD-9-CM	Diagnosis
209.21	Malignant carcinoid tumor of the bronchus and lung	ICD-9-CM	Diagnosis
209.15	Malignant carcinoid tumor of the descending colon	ICD-9-CM	Diagnosis
209.25	Malignant carcinoid tumor of foregut, not otherwise specified	ICD-9-CM	Diagnosis
209.27	Malignant carcinoid tumor of hindgut, not otherwise specified	ICD-9-CM	Diagnosis
209.26	Malignant carcinoid tumor of midgut, not otherwise specified	ICD-9-CM	Diagnosis
209.29	Malignant carcinoid tumor of other sites	ICD-9-CM	Diagnosis
209.11	Malignant carcinoid tumor of the appendix	ICD-9-CM	Diagnosis

**Appendix C. List of International Classification of Diseases, Ninth Revision, Clinical Modification (ICD-9-CM), International Classification of Diseases, Tenth Revision, Clinical Modification (ICD-10-CM), International Classification of Diseases, Tenth Revision, Procedure Coding System (ICD-10-PCS), Healthcare Common Procedure Coding System (HCPCS), and Current Procedural Terminology, Fourth Edition (CPT-4) Diagnosis and Procedure Codes Assessed in the Procedure Table Used to Define Inclusion and Exclusion Criteria in this Request**

<b>Code</b>	<b>Description</b>	<b>Code Type</b>	<b>Code Category</b>
209.13	Malignant carcinoid tumor of the ascending colon	ICD-9-CM	Diagnosis
209.12	Malignant carcinoid tumor of the cecum	ICD-9-CM	Diagnosis
209.01	Malignant carcinoid tumor of the duodenum	ICD-9-CM	Diagnosis
209.03	Malignant carcinoid tumor of the ileum	ICD-9-CM	Diagnosis
209.02	Malignant carcinoid tumor of the jejunum	ICD-9-CM	Diagnosis
209.24	Malignant carcinoid tumor of the kidney	ICD-9-CM	Diagnosis
209.17	Malignant carcinoid tumor of the rectum	ICD-9-CM	Diagnosis
209.16	Malignant carcinoid tumor of the sigmoid colon	ICD-9-CM	Diagnosis
209.23	Malignant carcinoid tumor of the stomach	ICD-9-CM	Diagnosis
209.22	Malignant carcinoid tumor of the thymus	ICD-9-CM	Diagnosis
209.14	Malignant carcinoid tumor of the transverse colon	ICD-9-CM	Diagnosis
209.20	Malignant carcinoid tumor of unknown primary site	ICD-9-CM	Diagnosis
202.3	Malignant histiocytosis	ICD-9-CM	Diagnosis
202.36	Malignant histiocytosis of intrapelvic lymph nodes	ICD-9-CM	Diagnosis
202.37	Malignant histiocytosis of spleen	ICD-9-CM	Diagnosis
202.6	Malignant mast cell tumors	ICD-9-CM	Diagnosis
202.67	Malignant mast cell tumors of spleen	ICD-9-CM	Diagnosis
172	Malignant melanoma of skin	ICD-9-CM	Diagnosis
172.0	Malignant melanoma of skin of lip	ICD-9-CM	Diagnosis
172.4	Malignant melanoma of skin of scalp and neck	ICD-9-CM	Diagnosis
172.8	Malignant melanoma of other specified sites of skin	ICD-9-CM	Diagnosis
172.1	Malignant melanoma of skin of eyelid, including canthus	ICD-9-CM	Diagnosis
172.7	Malignant melanoma of skin of lower limb, including hip	ICD-9-CM	Diagnosis
172.3	Malignant melanoma of skin of other and unspecified parts of face	ICD-9-CM	Diagnosis
172.5	Malignant melanoma of skin of trunk, except scrotum	ICD-9-CM	Diagnosis
146.4	Malignant neoplasm of anterior aspect of epiglottis	ICD-9-CM	Diagnosis
144.0	Malignant neoplasm of anterior portion of floor of mouth	ICD-9-CM	Diagnosis
147.3	Malignant neoplasm of anterior wall of nasopharynx	ICD-9-CM	Diagnosis
188.3	Malignant neoplasm of anterior wall of urinary bladder	ICD-9-CM	Diagnosis
194.6	Malignant neoplasm of aortic body and other paraganglia	ICD-9-CM	Diagnosis
199.2	Malignant neoplasm associated with transplanted organ	ICD-9-CM	Diagnosis
174.6	Malignant neoplasm of axillary tail of female breast	ICD-9-CM	Diagnosis
162.9	Malignant neoplasm of bronchus and lung, unspecified site	ICD-9-CM	Diagnosis
174.1	Malignant neoplasm of central portion of female breast	ICD-9-CM	Diagnosis
180.9	Malignant neoplasm of cervix uteri, unspecified site	ICD-9-CM	Diagnosis
171	Malignant neoplasm of connective and other soft tissue	ICD-9-CM	Diagnosis
182.0	Malignant neoplasm of corpus uteri, except isthmus	ICD-9-CM	Diagnosis
194.9	Malignant neoplasm of endocrine gland, site unspecified	ICD-9-CM	Diagnosis
144.9	Malignant neoplasm of floor of mouth, part unspecified	ICD-9-CM	Diagnosis
156	Malignant neoplasm of gallbladder and extrahepatic bile ducts	ICD-9-CM	Diagnosis



**Appendix C. List of International Classification of Diseases, Ninth Revision, Clinical Modification (ICD-9-CM), International Classification of Diseases, Tenth Revision, Clinical Modification (ICD-10-CM), International Classification of Diseases, Tenth Revision, Procedure Coding System (ICD-10-PCS), Healthcare Common Procedure Coding System (HCPCS), and Current Procedural Terminology, Fourth Edition (CPT-4) Diagnosis and Procedure Codes Assessed in the Procedure Table Used to Define Inclusion and Exclusion Criteria in this Request**

<b>Code</b>	<b>Description</b>	<b>Code Type</b>	<b>Code Category</b>
151.6	Malignant neoplasm of greater curvature of stomach, unspecified	ICD-9-CM	Diagnosis
148.9	Malignant neoplasm of hypopharynx, unspecified site	ICD-9-CM	Diagnosis
159.0	Malignant neoplasm of intestinal tract, part unspecified	ICD-9-CM	Diagnosis
146.5	Malignant neoplasm of junctional region of oropharynx	ICD-9-CM	Diagnosis
144.1	Malignant neoplasm of lateral portion of floor of mouth	ICD-9-CM	Diagnosis
147.2	Malignant neoplasm of lateral wall of nasopharynx	ICD-9-CM	Diagnosis
188.2	Malignant neoplasm of lateral wall of urinary bladder	ICD-9-CM	Diagnosis
151.5	Malignant neoplasm of lesser curvature of stomach, unspecified	ICD-9-CM	Diagnosis
155.2	Malignant neoplasm of liver, not specified as primary or secondary	ICD-9-CM	Diagnosis
162.5	Malignant neoplasm of lower lobe, bronchus, or lung	ICD-9-CM	Diagnosis
164.9	Malignant neoplasm of mediastinum, part unspecified	ICD-9-CM	Diagnosis
162.4	Malignant neoplasm of middle lobe, bronchus, or lung	ICD-9-CM	Diagnosis
147.9	Malignant neoplasm of nasopharynx, unspecified site	ICD-9-CM	Diagnosis
192.9	Malignant neoplasm of nervous system, part unspecified	ICD-9-CM	Diagnosis
174.0	Malignant neoplasm of nipple and areola of female breast	ICD-9-CM	Diagnosis
175.0	Malignant neoplasm of nipple and areola of male breast	ICD-9-CM	Diagnosis
195.2	Malignant neoplasm of abdomen	ICD-9-CM	Diagnosis
150.2	Malignant neoplasm of abdominal esophagus	ICD-9-CM	Diagnosis
194.0	Malignant neoplasm of adrenal gland	ICD-9-CM	Diagnosis
156.2	Malignant neoplasm of ampulla of Vater	ICD-9-CM	Diagnosis
154.2	Malignant neoplasm of anal canal	ICD-9-CM	Diagnosis
164.2	Malignant neoplasm of anterior mediastinum	ICD-9-CM	Diagnosis
154.3	Malignant neoplasm of anus, unspecified site	ICD-9-CM	Diagnosis
153.5	Malignant neoplasm of appendix	ICD-9-CM	Diagnosis
153.6	Malignant neoplasm of ascending colon	ICD-9-CM	Diagnosis
141.0	Malignant neoplasm of base of tongue	ICD-9-CM	Diagnosis
188	Malignant neoplasm of bladder	ICD-9-CM	Diagnosis
188.5	Malignant neoplasm of bladder neck	ICD-9-CM	Diagnosis
188.9	Malignant neoplasm of bladder, part unspecified	ICD-9-CM	Diagnosis
157.1	Malignant neoplasm of body of pancreas	ICD-9-CM	Diagnosis
187.3	Malignant neoplasm of body of penis	ICD-9-CM	Diagnosis
151.4	Malignant neoplasm of body of stomach	ICD-9-CM	Diagnosis
182	Malignant neoplasm of body of uterus	ICD-9-CM	Diagnosis
170	Malignant neoplasm of bone and articular cartilage	ICD-9-CM	Diagnosis
191	Malignant neoplasm of brain	ICD-9-CM	Diagnosis
191.7	Malignant neoplasm of brain stem	ICD-9-CM	Diagnosis
191.9	Malignant neoplasm of brain, unspecified site	ICD-9-CM	Diagnosis
174.9	Malignant neoplasm of breast (female), unspecified site	ICD-9-CM	Diagnosis
183.3	Malignant neoplasm of broad ligament of uterus	ICD-9-CM	Diagnosis
151.0	Malignant neoplasm of cardia	ICD-9-CM	Diagnosis

**Appendix C. List of International Classification of Diseases, Ninth Revision, Clinical Modification (ICD-9-CM), International Classification of Diseases, Tenth Revision, Clinical Modification (ICD-10-CM), International Classification of Diseases, Tenth Revision, Procedure Coding System (ICD-10-PCS), Healthcare Common Procedure Coding System (HCPCS), and Current Procedural Terminology, Fourth Edition (CPT-4) Diagnosis and Procedure Codes Assessed in the Procedure Table Used to Define Inclusion and Exclusion Criteria in this Request**

<b>Code</b>	<b>Description</b>	<b>Code Type</b>	<b>Code Category</b>
194.5	Malignant neoplasm of carotid body	ICD-9-CM	Diagnosis
153.4	Malignant neoplasm of cecum	ICD-9-CM	Diagnosis
191.6	Malignant neoplasm of cerebellum NOS	ICD-9-CM	Diagnosis
192.1	Malignant neoplasm of cerebral meninges	ICD-9-CM	Diagnosis
150.0	Malignant neoplasm of cervical esophagus	ICD-9-CM	Diagnosis
180	Malignant neoplasm of cervix uteri	ICD-9-CM	Diagnosis
145.0	Malignant neoplasm of cheek mucosa	ICD-9-CM	Diagnosis
190.6	Malignant neoplasm of choroid	ICD-9-CM	Diagnosis
184.3	Malignant neoplasm of clitoris	ICD-9-CM	Diagnosis
153	Malignant neoplasm of colon	ICD-9-CM	Diagnosis
153.9	Malignant neoplasm of colon, unspecified site	ICD-9-CM	Diagnosis
140.6	Malignant neoplasm of commissure of lip	ICD-9-CM	Diagnosis
190.3	Malignant neoplasm of conjunctiva	ICD-9-CM	Diagnosis
190.4	Malignant neoplasm of cornea	ICD-9-CM	Diagnosis
192.0	Malignant neoplasm of cranial nerves	ICD-9-CM	Diagnosis
153.2	Malignant neoplasm of descending colon	ICD-9-CM	Diagnosis
188.1	Malignant neoplasm of dome of urinary bladder	ICD-9-CM	Diagnosis
141.1	Malignant neoplasm of dorsal surface of tongue	ICD-9-CM	Diagnosis
152.0	Malignant neoplasm of duodenum	ICD-9-CM	Diagnosis
180.0	Malignant neoplasm of endocervix	ICD-9-CM	Diagnosis
187.5	Malignant neoplasm of epididymis	ICD-9-CM	Diagnosis
150	Malignant neoplasm of esophagus	ICD-9-CM	Diagnosis
150.9	Malignant neoplasm of esophagus, unspecified site	ICD-9-CM	Diagnosis
160.3	Malignant neoplasm of ethmoidal sinus	ICD-9-CM	Diagnosis
180.1	Malignant neoplasm of exocervix	ICD-9-CM	Diagnosis
156.1	Malignant neoplasm of extrahepatic bile ducts	ICD-9-CM	Diagnosis
190	Malignant neoplasm of eye	ICD-9-CM	Diagnosis
190.9	Malignant neoplasm of eye, part unspecified	ICD-9-CM	Diagnosis
183.2	Malignant neoplasm of fallopian tube	ICD-9-CM	Diagnosis
174	Malignant neoplasm of female breast	ICD-9-CM	Diagnosis
144	Malignant neoplasm of floor of mouth	ICD-9-CM	Diagnosis
191.1	Malignant neoplasm of frontal lobe of brain	ICD-9-CM	Diagnosis
160.4	Malignant neoplasm of frontal sinus	ICD-9-CM	Diagnosis
151.3	Malignant neoplasm of fundus of stomach	ICD-9-CM	Diagnosis
156.0	Malignant neoplasm of gallbladder	ICD-9-CM	Diagnosis
187.2	Malignant neoplasm of glans penis	ICD-9-CM	Diagnosis
161.0	Malignant neoplasm of glottis	ICD-9-CM	Diagnosis
143	Malignant neoplasm of gum	ICD-9-CM	Diagnosis
143.9	Malignant neoplasm of gum, unspecified site	ICD-9-CM	Diagnosis
145.2	Malignant neoplasm of hard palate	ICD-9-CM	Diagnosis

**Appendix C. List of International Classification of Diseases, Ninth Revision, Clinical Modification (ICD-9-CM), International Classification of Diseases, Tenth Revision, Clinical Modification (ICD-10-CM), International Classification of Diseases, Tenth Revision, Procedure Coding System (ICD-10-PCS), Healthcare Common Procedure Coding System (HCPCS), and Current Procedural Terminology, Fourth Edition (CPT-4) Diagnosis and Procedure Codes Assessed in the Procedure Table Used to Define Inclusion and Exclusion Criteria in this Request**

<b>Code</b>	<b>Description</b>	<b>Code Type</b>	<b>Code Category</b>
195.0	Malignant neoplasm of head, face, and neck	ICD-9-CM	Diagnosis
157.0	Malignant neoplasm of head of pancreas	ICD-9-CM	Diagnosis
164.1	Malignant neoplasm of heart	ICD-9-CM	Diagnosis
153.0	Malignant neoplasm of hepatic flexure	ICD-9-CM	Diagnosis
148	Malignant neoplasm of hypopharynx	ICD-9-CM	Diagnosis
152.2	Malignant neoplasm of ileum	ICD-9-CM	Diagnosis
155.1	Malignant neoplasm of intrahepatic bile ducts	ICD-9-CM	Diagnosis
157.4	Malignant neoplasm of islets of Langerhans	ICD-9-CM	Diagnosis
182.1	Malignant neoplasm of isthmus	ICD-9-CM	Diagnosis
152.1	Malignant neoplasm of jejunum	ICD-9-CM	Diagnosis
141.5	Malignant neoplasm of junctional zone of tongue	ICD-9-CM	Diagnosis
189.0	Malignant neoplasm of kidney, except pelvis	ICD-9-CM	Diagnosis
184.1	Malignant neoplasm of labia majora	ICD-9-CM	Diagnosis
184.2	Malignant neoplasm of labia minora	ICD-9-CM	Diagnosis
190.7	Malignant neoplasm of lacrimal duct	ICD-9-CM	Diagnosis
190.2	Malignant neoplasm of lacrimal gland	ICD-9-CM	Diagnosis
161.3	Malignant neoplasm of laryngeal cartilages	ICD-9-CM	Diagnosis
161	Malignant neoplasm of larynx	ICD-9-CM	Diagnosis
161.9	Malignant neoplasm of larynx, unspecified site	ICD-9-CM	Diagnosis
146.6	Malignant neoplasm of lateral wall of oropharynx	ICD-9-CM	Diagnosis
141.6	Malignant neoplasm of lingual tonsil	ICD-9-CM	Diagnosis
140	Malignant neoplasm of lip	ICD-9-CM	Diagnosis
155	Malignant neoplasm of liver and intrahepatic bile ducts	ICD-9-CM	Diagnosis
155.0	Malignant neoplasm of liver, primary	ICD-9-CM	Diagnosis
170.7	Malignant neoplasm of long bones of lower limb	ICD-9-CM	Diagnosis
143.1	Malignant neoplasm of lower gum	ICD-9-CM	Diagnosis
195.5	Malignant neoplasm of lower limb	ICD-9-CM	Diagnosis
140.4	Malignant neoplasm of lower lip, inner aspect	ICD-9-CM	Diagnosis
140.1	Malignant neoplasm of lower lip, vermilion border	ICD-9-CM	Diagnosis
150.5	Malignant neoplasm of lower third of esophagus	ICD-9-CM	Diagnosis
162.2	Malignant neoplasm of main bronchus	ICD-9-CM	Diagnosis
142	Malignant neoplasm of major salivary glands	ICD-9-CM	Diagnosis
175	Malignant neoplasm of male breast	ICD-9-CM	Diagnosis
170.1	Malignant neoplasm of mandible	ICD-9-CM	Diagnosis
160.2	Malignant neoplasm of maxillary sinus	ICD-9-CM	Diagnosis
152.3	Malignant neoplasm of Meckel's diverticulum	ICD-9-CM	Diagnosis
150.4	Malignant neoplasm of middle third of esophagus	ICD-9-CM	Diagnosis
145.9	Malignant neoplasm of mouth, unspecified site	ICD-9-CM	Diagnosis
160.0	Malignant neoplasm of nasal cavities	ICD-9-CM	Diagnosis
147	Malignant neoplasm of nasopharynx	ICD-9-CM	Diagnosis

**Appendix C. List of International Classification of Diseases, Ninth Revision, Clinical Modification (ICD-9-CM), International Classification of Diseases, Tenth Revision, Clinical Modification (ICD-10-CM), International Classification of Diseases, Tenth Revision, Procedure Coding System (ICD-10-PCS), Healthcare Common Procedure Coding System (HCPCS), and Current Procedural Terminology, Fourth Edition (CPT-4) Diagnosis and Procedure Codes Assessed in the Procedure Table Used to Define Inclusion and Exclusion Criteria in this Request**

<b>Code</b>	<b>Description</b>	<b>Code Type</b>	<b>Code Category</b>
191.4	Malignant neoplasm of occipital lobe of brain	ICD-9-CM	Diagnosis
190.1	Malignant neoplasm of orbit	ICD-9-CM	Diagnosis
146	Malignant neoplasm of oropharynx	ICD-9-CM	Diagnosis
191.8	Malignant neoplasm of other parts of brain	ICD-9-CM	Diagnosis
164.8	Malignant neoplasm of other parts of mediastinum	ICD-9-CM	Diagnosis
143.8	Malignant neoplasm of other sites of gum	ICD-9-CM	Diagnosis
140.8	Malignant neoplasm of other sites of lip	ICD-9-CM	Diagnosis
141.8	Malignant neoplasm of other sites of tongue	ICD-9-CM	Diagnosis
195.8	Malignant neoplasm of other specified sites	ICD-9-CM	Diagnosis
195	Malignant neoplasm of other and ill-defined sites	ICD-9-CM	Diagnosis
186.9	Malignant neoplasm of other and unspecified testis	ICD-9-CM	Diagnosis
183.0	Malignant neoplasm of ovary	ICD-9-CM	Diagnosis
183	Malignant neoplasm of ovary and other uterine adnexa	ICD-9-CM	Diagnosis
145.5	Malignant neoplasm of palate, unspecified	ICD-9-CM	Diagnosis
157	Malignant neoplasm of pancreas	ICD-9-CM	Diagnosis
157.9	Malignant neoplasm of pancreas, part unspecified	ICD-9-CM	Diagnosis
157.3	Malignant neoplasm of pancreatic duct	ICD-9-CM	Diagnosis
183.4	Malignant neoplasm of parametrium of uterus	ICD-9-CM	Diagnosis
194.1	Malignant neoplasm of parathyroid gland	ICD-9-CM	Diagnosis
189.4	Malignant neoplasm of paraurethral glands	ICD-9-CM	Diagnosis
191.3	Malignant neoplasm of parietal lobe of brain	ICD-9-CM	Diagnosis
163.0	Malignant neoplasm of parietal pleura	ICD-9-CM	Diagnosis
142.0	Malignant neoplasm of parotid gland	ICD-9-CM	Diagnosis
170.6	Malignant neoplasm of pelvic bones, sacrum, and coccyx	ICD-9-CM	Diagnosis
195.3	Malignant neoplasm of pelvis	ICD-9-CM	Diagnosis
187.4	Malignant neoplasm of penis, part unspecified	ICD-9-CM	Diagnosis
158.9	Malignant neoplasm of peritoneum, unspecified	ICD-9-CM	Diagnosis
149.0	Malignant neoplasm of pharynx, unspecified	ICD-9-CM	Diagnosis
194.4	Malignant neoplasm of pineal gland	ICD-9-CM	Diagnosis
181	Malignant neoplasm of placenta	ICD-9-CM	Diagnosis
163	Malignant neoplasm of pleura	ICD-9-CM	Diagnosis
163.9	Malignant neoplasm of pleura, unspecified site	ICD-9-CM	Diagnosis
164.3	Malignant neoplasm of posterior mediastinum	ICD-9-CM	Diagnosis
187.1	Malignant neoplasm of prepuce	ICD-9-CM	Diagnosis
185	Malignant neoplasm of prostate	ICD-9-CM	Diagnosis
151.2	Malignant neoplasm of pyloric antrum	ICD-9-CM	Diagnosis
151.1	Malignant neoplasm of pylorus	ICD-9-CM	Diagnosis
148.1	Malignant neoplasm of pyriform sinus	ICD-9-CM	Diagnosis
154.0	Malignant neoplasm of rectosigmoid junction	ICD-9-CM	Diagnosis
154.1	Malignant neoplasm of rectum	ICD-9-CM	Diagnosis

**Appendix C. List of International Classification of Diseases, Ninth Revision, Clinical Modification (ICD-9-CM), International Classification of Diseases, Tenth Revision, Clinical Modification (ICD-10-CM), International Classification of Diseases, Tenth Revision, Procedure Coding System (ICD-10-PCS), Healthcare Common Procedure Coding System (HCPCS), and Current Procedural Terminology, Fourth Edition (CPT-4) Diagnosis and Procedure Codes Assessed in the Procedure Table Used to Define Inclusion and Exclusion Criteria in this Request**

<b>Code</b>	<b>Description</b>	<b>Code Type</b>	<b>Code Category</b>
189.1	Malignant neoplasm of renal pelvis	ICD-9-CM	Diagnosis
190.5	Malignant neoplasm of retina	ICD-9-CM	Diagnosis
145.6	Malignant neoplasm of retromolar area	ICD-9-CM	Diagnosis
158.0	Malignant neoplasm of retroperitoneum	ICD-9-CM	Diagnosis
158	Malignant neoplasm of retroperitoneum and peritoneum	ICD-9-CM	Diagnosis
170.3	Malignant neoplasm of ribs, sternum, and clavicle	ICD-9-CM	Diagnosis
183.5	Malignant neoplasm of round ligament of uterus	ICD-9-CM	Diagnosis
142.9	Malignant neoplasm of salivary gland, unspecified	ICD-9-CM	Diagnosis
187.7	Malignant neoplasm of scrotum	ICD-9-CM	Diagnosis
170.8	Malignant neoplasm of short bones of lower limb	ICD-9-CM	Diagnosis
170.5	Malignant neoplasm of short bones of upper limb	ICD-9-CM	Diagnosis
153.3	Malignant neoplasm of sigmoid colon	ICD-9-CM	Diagnosis
145.3	Malignant neoplasm of soft palate	ICD-9-CM	Diagnosis
187.6	Malignant neoplasm of spermatic cord	ICD-9-CM	Diagnosis
160.5	Malignant neoplasm of sphenoidal sinus	ICD-9-CM	Diagnosis
192.2	Malignant neoplasm of spinal cord	ICD-9-CM	Diagnosis
192.3	Malignant neoplasm of spinal meninges	ICD-9-CM	Diagnosis
159.1	Malignant neoplasm of spleen, not elsewhere classified	ICD-9-CM	Diagnosis
153.7	Malignant neoplasm of splenic flexure	ICD-9-CM	Diagnosis
151	Malignant neoplasm of stomach	ICD-9-CM	Diagnosis
151.9	Malignant neoplasm of stomach, unspecified site	ICD-9-CM	Diagnosis
161.2	Malignant neoplasm of subglottis	ICD-9-CM	Diagnosis
142.2	Malignant neoplasm of sublingual gland	ICD-9-CM	Diagnosis
142.1	Malignant neoplasm of submandibular gland	ICD-9-CM	Diagnosis
161.1	Malignant neoplasm of supraglottis	ICD-9-CM	Diagnosis
157.2	Malignant neoplasm of tail of pancreas	ICD-9-CM	Diagnosis
191.2	Malignant neoplasm of temporal lobe of brain	ICD-9-CM	Diagnosis
186	Malignant neoplasm of testis	ICD-9-CM	Diagnosis
150.1	Malignant neoplasm of thoracic esophagus	ICD-9-CM	Diagnosis
195.1	Malignant neoplasm of thorax	ICD-9-CM	Diagnosis
164.0	Malignant neoplasm of thymus	ICD-9-CM	Diagnosis
164	Malignant neoplasm of thymus, heart, and mediastinum	ICD-9-CM	Diagnosis
193	Malignant neoplasm of thyroid gland	ICD-9-CM	Diagnosis
141	Malignant neoplasm of tongue	ICD-9-CM	Diagnosis
141.9	Malignant neoplasm of tongue, unspecified site	ICD-9-CM	Diagnosis
146.0	Malignant neoplasm of tonsil	ICD-9-CM	Diagnosis
146.1	Malignant neoplasm of tonsillar fossa	ICD-9-CM	Diagnosis
146.2	Malignant neoplasm of tonsillar pillars (anterior) (posterior)	ICD-9-CM	Diagnosis
162.0	Malignant neoplasm of trachea	ICD-9-CM	Diagnosis
162	Malignant neoplasm of trachea, bronchus, and lung	ICD-9-CM	Diagnosis

**Appendix C. List of International Classification of Diseases, Ninth Revision, Clinical Modification (ICD-9-CM), International Classification of Diseases, Tenth Revision, Clinical Modification (ICD-10-CM), International Classification of Diseases, Tenth Revision, Procedure Coding System (ICD-10-PCS), Healthcare Common Procedure Coding System (HCPCS), and Current Procedural Terminology, Fourth Edition (CPT-4) Diagnosis and Procedure Codes Assessed in the Procedure Table Used to Define Inclusion and Exclusion Criteria in this Request**

<b>Code</b>	<b>Description</b>	<b>Code Type</b>	<b>Code Category</b>
153.1	Malignant neoplasm of transverse colon	ICD-9-CM	Diagnosis
188.0	Malignant neoplasm of trigone of urinary bladder	ICD-9-CM	Diagnosis
186.0	Malignant neoplasm of undescended testis	ICD-9-CM	Diagnosis
143.0	Malignant neoplasm of upper gum	ICD-9-CM	Diagnosis
195.4	Malignant neoplasm of upper limb	ICD-9-CM	Diagnosis
140.3	Malignant neoplasm of upper lip, inner aspect	ICD-9-CM	Diagnosis
140.0	Malignant neoplasm of upper lip, vermilion border	ICD-9-CM	Diagnosis
150.3	Malignant neoplasm of upper third of esophagus	ICD-9-CM	Diagnosis
188.7	Malignant neoplasm of urachus	ICD-9-CM	Diagnosis
189.2	Malignant neoplasm of ureter	ICD-9-CM	Diagnosis
188.6	Malignant neoplasm of ureteric orifice	ICD-9-CM	Diagnosis
189.3	Malignant neoplasm of urethra	ICD-9-CM	Diagnosis
179	Malignant neoplasm of uterus, part unspecified	ICD-9-CM	Diagnosis
145.4	Malignant neoplasm of uvula	ICD-9-CM	Diagnosis
184.0	Malignant neoplasm of vagina	ICD-9-CM	Diagnosis
146.3	Malignant neoplasm of vallecule	ICD-9-CM	Diagnosis
141.3	Malignant neoplasm of ventral surface of tongue	ICD-9-CM	Diagnosis
191.5	Malignant neoplasm of ventricles of brain	ICD-9-CM	Diagnosis
145.1	Malignant neoplasm of vestibule of mouth	ICD-9-CM	Diagnosis
163.1	Malignant neoplasm of visceral pleura	ICD-9-CM	Diagnosis
184.4	Malignant neoplasm of vulva, unspecified site	ICD-9-CM	Diagnosis
149.1	Malignant neoplasm of Waldeyer's ring	ICD-9-CM	Diagnosis
146.9	Malignant neoplasm of oropharynx, unspecified site	ICD-9-CM	Diagnosis
142.8	Malignant neoplasm of other major salivary glands	ICD-9-CM	Diagnosis
162.8	Malignant neoplasm of other parts of bronchus or lung	ICD-9-CM	Diagnosis
144.8	Malignant neoplasm of other sites of floor of mouth	ICD-9-CM	Diagnosis
150.8	Malignant neoplasm of other specified part of esophagus	ICD-9-CM	Diagnosis
182.8	Malignant neoplasm of other specified sites of body of uterus	ICD-9-CM	Diagnosis
148.8	Malignant neoplasm of other specified sites of hypopharynx	ICD-9-CM	Diagnosis
147.8	Malignant neoplasm of other specified sites of nasopharynx	ICD-9-CM	Diagnosis
146.8	Malignant neoplasm of other specified sites of oropharynx	ICD-9-CM	Diagnosis
157.8	Malignant neoplasm of other specified sites of pancreas	ICD-9-CM	Diagnosis
145.8	Malignant neoplasm of other specified parts of mouth	ICD-9-CM	Diagnosis
188.8	Malignant neoplasm of other specified sites of bladder	ICD-9-CM	Diagnosis
180.8	Malignant neoplasm of other specified sites of cervix	ICD-9-CM	Diagnosis
190.8	Malignant neoplasm of other specified sites of eye	ICD-9-CM	Diagnosis
161.8	Malignant neoplasm of other specified sites of larynx	ICD-9-CM	Diagnosis
163.8	Malignant neoplasm of other specified sites of pleura	ICD-9-CM	Diagnosis
151.8	Malignant neoplasm of other specified sites of stomach	ICD-9-CM	Diagnosis
145	Malignant neoplasm of other and unspecified parts of mouth	ICD-9-CM	Diagnosis

**Appendix C. List of International Classification of Diseases, Ninth Revision, Clinical Modification (ICD-9-CM), International Classification of Diseases, Tenth Revision, Clinical Modification (ICD-10-CM), International Classification of Diseases, Tenth Revision, Procedure Coding System (ICD-10-PCS), Healthcare Common Procedure Coding System (HCPCS), and Current Procedural Terminology, Fourth Edition (CPT-4) Diagnosis and Procedure Codes Assessed in the Procedure Table Used to Define Inclusion and Exclusion Criteria in this Request**

<b>Code</b>	<b>Description</b>	<b>Code Type</b>	<b>Code Category</b>
148.3	Malignant neoplasm of posterior hypopharyngeal wall	ICD-9-CM	Diagnosis
147.1	Malignant neoplasm of posterior wall of nasopharynx	ICD-9-CM	Diagnosis
146.7	Malignant neoplasm of posterior wall of oropharynx	ICD-9-CM	Diagnosis
170.4	Malignant neoplasm of scapula and long bones of upper limb	ICD-9-CM	Diagnosis
152.9	Malignant neoplasm of small intestine, unspecified site	ICD-9-CM	Diagnosis
158.8	Malignant neoplasm of specified parts of peritoneum	ICD-9-CM	Diagnosis
147.0	Malignant neoplasm of superior wall of nasopharynx	ICD-9-CM	Diagnosis
141.2	Malignant neoplasm of tip and lateral border of tongue	ICD-9-CM	Diagnosis
162.3	Malignant neoplasm of upper lobe, bronchus, or lung	ICD-9-CM	Diagnosis
189.9	Malignant neoplasm of urinary organ, site unspecified	ICD-9-CM	Diagnosis
183.9	Malignant neoplasm of uterine adnexa, unspecified site	ICD-9-CM	Diagnosis
199	Malignant neoplasm without specification of site	ICD-9-CM	Diagnosis
200.4	Mantle cell lymphoma	ICD-9-CM	Diagnosis
200.43	Mantle cell lymphoma, intra-abdominal lymph nodes	ICD-9-CM	Diagnosis
200.46	Mantle cell lymphoma, intrapelvic lymph nodes	ICD-9-CM	Diagnosis
200.42	Mantle cell lymphoma, intrathoracic lymph nodes	ICD-9-CM	Diagnosis
200.41	Mantle cell lymphoma, lymph nodes of head, face, and neck	ICD-9-CM	Diagnosis
200.48	Mantle cell lymphoma, lymph nodes of multiple sites	ICD-9-CM	Diagnosis
200.44	Mantle cell lymphoma, lymph nodes of axilla and upper limb	ICD-9-CM	Diagnosis
200.45	Mantle cell lymphoma, lymph nodes of inguinal region and lower limb	ICD-9-CM	Diagnosis
200.47	Mantle cell lymphoma, spleen	ICD-9-CM	Diagnosis
200.3	Marginal zone lymphoma	ICD-9-CM	Diagnosis
200.33	Marginal zone lymphoma, intra-abdominal lymph nodes	ICD-9-CM	Diagnosis
200.36	Marginal zone lymphoma, intrapelvic lymph nodes	ICD-9-CM	Diagnosis
200.32	Marginal zone lymphoma, intrathoracic lymph nodes	ICD-9-CM	Diagnosis
200.31	Marginal zone lymphoma, lymph nodes of head, face, and neck	ICD-9-CM	Diagnosis
200.38	Marginal zone lymphoma, lymph nodes of multiple sites	ICD-9-CM	Diagnosis
200.34	Marginal zone lymphoma, lymph nodes of axilla and upper limb	ICD-9-CM	Diagnosis
200.35	Marginal zone lymphoma, lymph nodes of inguinal region and lower limb	ICD-9-CM	Diagnosis
200.37	Marginal zone lymphoma, spleen	ICD-9-CM	Diagnosis
200.40	Mantle cell lymphoma, unspecified site, extranodal and solid organ sites	ICD-9-CM	Diagnosis
207.20	Megakaryocytic leukemia, without mention of having achieved remission	ICD-9-CM	Diagnosis
207.2	Megakaryocytic leukemia	ICD-9-CM	Diagnosis
207.22	Megakaryocytic leukemia, in relapse	ICD-9-CM	Diagnosis
207.21	Megakaryocytic leukemia in remission	ICD-9-CM	Diagnosis
172.9	Melanoma of skin, site unspecified	ICD-9-CM	Diagnosis
209.36	Merkel cell carcinoma of other sites	ICD-9-CM	Diagnosis
209.31	Merkel cell carcinoma of the face	ICD-9-CM	Diagnosis
209.34	Merkel cell carcinoma of the lower limb	ICD-9-CM	Diagnosis
209.32	Merkel cell carcinoma of the scalp and neck	ICD-9-CM	Diagnosis

**Appendix C. List of International Classification of Diseases, Ninth Revision, Clinical Modification (ICD-9-CM), International Classification of Diseases, Tenth Revision, Clinical Modification (ICD-10-CM), International Classification of Diseases, Tenth Revision, Procedure Coding System (ICD-10-PCS), Healthcare Common Procedure Coding System (HCPCS), and Current Procedural Terminology, Fourth Edition (CPT-4) Diagnosis and Procedure Codes Assessed in the Procedure Table Used to Define Inclusion and Exclusion Criteria in this Request**

<b>Code</b>	<b>Description</b>	<b>Code Type</b>	<b>Code Category</b>
209.35	Merkel cell carcinoma of the trunk	ICD-9-CM	Diagnosis
209.33	Merkel cell carcinoma of the upper limb	ICD-9-CM	Diagnosis
206	Monocytic leukemia	ICD-9-CM	Diagnosis
203.0	Multiple myeloma	ICD-9-CM	Diagnosis
203.02	Multiple myeloma, in relapse	ICD-9-CM	Diagnosis
203.01	Multiple myeloma in remission	ICD-9-CM	Diagnosis
203.00	Multiple myeloma, without mention of having achieved remission	ICD-9-CM	Diagnosis
203	Multiple myeloma and immunoproliferative neoplasms	ICD-9-CM	Diagnosis
202.1	Mycosis fungoides	ICD-9-CM	Diagnosis
202.14	Mycosis fungoides of lymph nodes of axilla and upper limb	ICD-9-CM	Diagnosis
202.11	Mycosis fungoides of lymph nodes of head, face, and neck	ICD-9-CM	Diagnosis
202.18	Mycosis fungoides of lymph nodes of multiple sites	ICD-9-CM	Diagnosis
202.15	Mycosis fungoides of lymph nodes of inguinal region and lower limb	ICD-9-CM	Diagnosis
202.13	Mycosis fungoides of intra-abdominal lymph nodes	ICD-9-CM	Diagnosis
202.16	Mycosis fungoides of intrapelvic lymph nodes	ICD-9-CM	Diagnosis
202.12	Mycosis fungoides of intrathoracic lymph nodes	ICD-9-CM	Diagnosis
202.17	Mycosis fungoides of spleen	ICD-9-CM	Diagnosis
202.10	Mycosis fungoides, unspecified site, extranodal and solid organ sites	ICD-9-CM	Diagnosis
205	Myeloid leukemia	ICD-9-CM	Diagnosis
205.3	Myeloid sarcoma	ICD-9-CM	Diagnosis
205.32	Myeloid sarcoma, in relapse	ICD-9-CM	Diagnosis
205.31	Myeloid sarcoma in remission	ICD-9-CM	Diagnosis
205.30	Myeloid sarcoma, without mention of having achieved remission	ICD-9-CM	Diagnosis
200.30	Marginal zone lymphoma, unspecified site, extranodal and solid organ sites	ICD-9-CM	Diagnosis
202.0	Nodular lymphoma	ICD-9-CM	Diagnosis
202.04	Nodular lymphoma of lymph nodes of axilla and upper limb	ICD-9-CM	Diagnosis
202.01	Nodular lymphoma of lymph nodes of head, face, and neck	ICD-9-CM	Diagnosis
202.08	Nodular lymphoma of lymph nodes of multiple sites	ICD-9-CM	Diagnosis
202.05	Nodular lymphoma of lymph nodes of inguinal region and lower limb	ICD-9-CM	Diagnosis
202.03	Nodular lymphoma of intra-abdominal lymph nodes	ICD-9-CM	Diagnosis
202.06	Nodular lymphoma of intrapelvic lymph nodes	ICD-9-CM	Diagnosis
202.02	Nodular lymphoma of intrathoracic lymph nodes	ICD-9-CM	Diagnosis
202.07	Nodular lymphoma of spleen	ICD-9-CM	Diagnosis
202.00	Nodular lymphoma, unspecified site, extranodal and solid organ sites	ICD-9-CM	Diagnosis
202.94	Other and unspecified malignant neoplasms of lymphoid and histiocytic tissue of lymph nodes of axilla and upper limb	ICD-9-CM	Diagnosis
202.95	Other and unspecified malignant neoplasms of lymphoid and histiocytic tissue of lymph nodes of inguinal region and lower limb	ICD-9-CM	Diagnosis
202.93	Other and unspecified malignant neoplasms of lymphoid and histiocytic tissue of intra-abdominal lymph nodes	ICD-9-CM	Diagnosis



**Appendix C. List of International Classification of Diseases, Ninth Revision, Clinical Modification (ICD-9-CM), International Classification of Diseases, Tenth Revision, Clinical Modification (ICD-10-CM), International Classification of Diseases, Tenth Revision, Procedure Coding System (ICD-10-PCS), Healthcare Common Procedure Coding System (HCPCS), and Current Procedural Terminology, Fourth Edition (CPT-4) Diagnosis and Procedure Codes Assessed in the Procedure Table Used to Define Inclusion and Exclusion Criteria in this Request**

<b>Code</b>	<b>Description</b>	<b>Code Type</b>	<b>Code Category</b>
202.90	Other and unspecified malignant neoplasms of lymphoid and histiocytic tissue, unspecified site, extranodal and solid organ sites	ICD-9-CM	Diagnosis
202.96	Other and unspecified malignant neoplasms of lymphoid and histiocytic tissue of intrapelvic lymph nodes	ICD-9-CM	Diagnosis
203.80	Other immunoproliferative neoplasms, without mention of having achieved remission	ICD-9-CM	Diagnosis
208.80	Other leukemia of unspecified cell type, without mention of having achieved remission	ICD-9-CM	Diagnosis
204.80	Other lymphoid leukemia, without mention of having achieved remission	ICD-9-CM	Diagnosis
202.83	Other malignant lymphomas of intra-abdominal lymph nodes	ICD-9-CM	Diagnosis
202.84	Other malignant lymphomas of lymph nodes of axilla and upper limb	ICD-9-CM	Diagnosis
202.85	Other malignant lymphomas of lymph nodes of inguinal region and lower limb	ICD-9-CM	Diagnosis
202.80	Other malignant lymphomas, unspecified site, extranodal and solid organ sites	ICD-9-CM	Diagnosis
202	Other malignant neoplasms of lymphoid and histiocytic tissue	ICD-9-CM	Diagnosis
206.80	Other monocytic leukemia, without mention of having achieved remission	ICD-9-CM	Diagnosis
200.87	Other named variants of lymphosarcoma and reticulosarcoma of spleen	ICD-9-CM	Diagnosis
200.88	Other named variants of lymphosarcoma and reticulosarcoma of lymph nodes of multiple sites	ICD-9-CM	Diagnosis
200.85	Other named variants of lymphosarcoma and reticulosarcoma of lymph nodes of inguinal region and lower limb	ICD-9-CM	Diagnosis
200.83	Other named variants of lymphosarcoma and reticulosarcoma of intra-abdominal lymph nodes	ICD-9-CM	Diagnosis
200.86	Other named variants of lymphosarcoma and reticulosarcoma of intrapelvic lymph nodes	ICD-9-CM	Diagnosis
200.82	Other named variants of lymphosarcoma and reticulosarcoma of intrathoracic lymph nodes	ICD-9-CM	Diagnosis
200.84	Other named variants of lymphosarcoma and reticulosarcoma of lymph nodes of axilla and upper limb	ICD-9-CM	Diagnosis
200.81	Other named variants of lymphosarcoma and reticulosarcoma of lymph nodes of head, face, and neck	ICD-9-CM	Diagnosis
202.91	Other and unspecified malignant neoplasms of lymphoid and histiocytic tissue of lymph nodes of head, face, and neck	ICD-9-CM	Diagnosis
202.92	Other and unspecified malignant neoplasms of lymphoid and histiocytic tissue of intrathoracic lymph nodes	ICD-9-CM	Diagnosis
202.97	Other and unspecified malignant neoplasms of lymphoid and histiocytic tissue of spleen	ICD-9-CM	Diagnosis
202.9	Other and unspecified malignant neoplasms of lymphoid and histiocytic tissue	ICD-9-CM	Diagnosis

**Appendix C. List of International Classification of Diseases, Ninth Revision, Clinical Modification (ICD-9-CM), International Classification of Diseases, Tenth Revision, Clinical Modification (ICD-10-CM), International Classification of Diseases, Tenth Revision, Procedure Coding System (ICD-10-PCS), Healthcare Common Procedure Coding System (HCPCS), and Current Procedural Terminology, Fourth Edition (CPT-4) Diagnosis and Procedure Codes Assessed in the Procedure Table Used to Define Inclusion and Exclusion Criteria in this Request**

<b>Code</b>	<b>Description</b>	<b>Code Type</b>	<b>Code Category</b>
V10.9	Other and unspecified personal history of malignant neoplasm	ICD-9-CM	Diagnosis
203.8	Other immunoproliferative neoplasms	ICD-9-CM	Diagnosis
203.82	Other immunoproliferative neoplasms, in relapse	ICD-9-CM	Diagnosis
203.81	Other immunoproliferative neoplasms in remission	ICD-9-CM	Diagnosis
208.8	Other leukemia of unspecified cell type	ICD-9-CM	Diagnosis
208.82	Other leukemia of unspecified cell type, in relapse	ICD-9-CM	Diagnosis
208.81	Other leukemia of unspecified cell type in remission	ICD-9-CM	Diagnosis
238.79	Other lymphatic and hematopoietic tissues	ICD-9-CM	Diagnosis
204.8	Other lymphoid leukemia	ICD-9-CM	Diagnosis
204.82	Other lymphoid leukemia, in relapse	ICD-9-CM	Diagnosis
204.81	Other lymphoid leukemia in remission	ICD-9-CM	Diagnosis
202.86	Other malignant lymphomas of intrapelvic lymph nodes	ICD-9-CM	Diagnosis
202.82	Other malignant lymphomas of intrathoracic lymph nodes	ICD-9-CM	Diagnosis
202.81	Other malignant lymphomas of lymph nodes of head, face, and neck	ICD-9-CM	Diagnosis
202.88	Other malignant lymphomas of lymph nodes of multiple sites	ICD-9-CM	Diagnosis
202.8	Other malignant lymphomas	ICD-9-CM	Diagnosis
202.87	Other malignant lymphomas of spleen	ICD-9-CM	Diagnosis
199.1	Other malignant neoplasm of unspecified site	ICD-9-CM	Diagnosis
206.8	Other monocytic leukemia	ICD-9-CM	Diagnosis
206.82	Other monocytic leukemia, in relapse	ICD-9-CM	Diagnosis
206.81	Other monocytic leukemia in remission	ICD-9-CM	Diagnosis
205.8	Other myeloid leukemia	ICD-9-CM	Diagnosis
205.82	Other myeloid leukemia, in relapse	ICD-9-CM	Diagnosis
205.81	Other myeloid leukemia in remission	ICD-9-CM	Diagnosis
205.80	Other myeloid leukemia, without mention of having achieved remission	ICD-9-CM	Diagnosis
207.80	Other specified leukemia, without mention of having achieved remission	ICD-9-CM	Diagnosis
207	Other specified leukemia	ICD-9-CM	Diagnosis
207.8	Other specified leukemia	ICD-9-CM	Diagnosis
207.82	Other specified leukemia, in relapse	ICD-9-CM	Diagnosis
207.81	Other specified leukemia in remission	ICD-9-CM	Diagnosis
202.74	Peripheral T-cell lymphoma, lymph nodes of axilla and upper limb	ICD-9-CM	Diagnosis
202.75	Peripheral T-cell lymphoma, lymph nodes of inguinal region and lower limb	ICD-9-CM	Diagnosis
202.7	Peripheral T-cell lymphoma	ICD-9-CM	Diagnosis
202.73	Peripheral T-cell lymphoma, intra-abdominal lymph nodes	ICD-9-CM	Diagnosis
202.76	Peripheral T-cell lymphoma, intrapelvic lymph nodes	ICD-9-CM	Diagnosis
202.72	Peripheral T-cell lymphoma, intrathoracic lymph nodes	ICD-9-CM	Diagnosis
202.78	Peripheral T-cell lymphoma, lymph nodes of multiple sites	ICD-9-CM	Diagnosis
202.71	Peripheral T-cell lymphoma, lymph nodes of head, face, and neck	ICD-9-CM	Diagnosis
202.77	Peripheral T-cell lymphoma, spleen	ICD-9-CM	Diagnosis

**Appendix C. List of International Classification of Diseases, Ninth Revision, Clinical Modification (ICD-9-CM), International Classification of Diseases, Tenth Revision, Clinical Modification (ICD-10-CM), International Classification of Diseases, Tenth Revision, Procedure Coding System (ICD-10-PCS), Healthcare Common Procedure Coding System (HCPCS), and Current Procedural Terminology, Fourth Edition (CPT-4) Diagnosis and Procedure Codes Assessed in the Procedure Table Used to Define Inclusion and Exclusion Criteria in this Request**

<b>Code</b>	<b>Description</b>	<b>Code Type</b>	<b>Code Category</b>
V10.29	Personal history of malignant neoplasm of other respiratory and intrathoracic organs	ICD-9-CM	Diagnosis
V10.02	Personal history of malignant neoplasm of other and unspecified parts of oral cavity and pharynx	ICD-9-CM	Diagnosis
V10.06	Personal history of malignant neoplasm of rectum, rectosigmoid junction, and anus	ICD-9-CM	Diagnosis
V10.40	Personal history of malignant neoplasm of unspecified female genital organ	ICD-9-CM	Diagnosis
V10.45	Personal history of malignant neoplasm of unspecified male genital organ	ICD-9-CM	Diagnosis
V10.20	Personal history of malignant neoplasm of unspecified respiratory organ	ICD-9-CM	Diagnosis
V10.88	Personal history of malignant neoplasm of other endocrine glands and related structures	ICD-9-CM	Diagnosis
V10.2	Personal history of malignant neoplasm of other respiratory and intrathoracic organs	ICD-9-CM	Diagnosis
V10.71	Personal history of lymphosarcoma and reticulosarcoma	ICD-9-CM	Diagnosis
V10.11	Personal history of malignant neoplasm of bronchus and lung	ICD-9-CM	Diagnosis
V10.4	Personal history of malignant neoplasm of genital organs	ICD-9-CM	Diagnosis
V10.0	Personal history of malignant neoplasm of gastrointestinal tract	ICD-9-CM	Diagnosis
V10.05	Personal history of malignant neoplasm of large intestine	ICD-9-CM	Diagnosis
V10.42	Personal history of malignant neoplasm of other parts of uterus	ICD-9-CM	Diagnosis
V10.5	Personal history of malignant neoplasm of urinary organs	ICD-9-CM	Diagnosis
V10.51	Personal history of malignant neoplasm of bladder	ICD-9-CM	Diagnosis
V10.41	Personal history of malignant neoplasm of cervix uteri	ICD-9-CM	Diagnosis
V10.48	Personal history of malignant neoplasm of epididymis	ICD-9-CM	Diagnosis
V10.03	Personal history of malignant neoplasm of esophagus	ICD-9-CM	Diagnosis
V10.89	Personal history of malignant neoplasm of other site	ICD-9-CM	Diagnosis
V10.8	Personal history of malignant neoplasm of other sites	ICD-9-CM	Diagnosis
V10.46	Personal history of malignant neoplasm of prostate	ICD-9-CM	Diagnosis
V10.53	Personal history of malignant neoplasm, renal pelvis	ICD-9-CM	Diagnosis
V10.04	Personal history of malignant neoplasm of stomach	ICD-9-CM	Diagnosis
V10.87	Personal history of malignant neoplasm of thyroid	ICD-9-CM	Diagnosis
V10.12	Personal history of malignant neoplasm of trachea	ICD-9-CM	Diagnosis
V10.91	Personal history of malignant neuroendocrine tumor	ICD-9-CM	Diagnosis
V10.72	Personal history of Hodgkin's disease	ICD-9-CM	Diagnosis
V10.6	Personal history of leukemia	ICD-9-CM	Diagnosis
V10.61	Personal history of lymphoid leukemia	ICD-9-CM	Diagnosis
V10.82	Personal history of malignant melanoma of skin	ICD-9-CM	Diagnosis
V10	Personal history of malignant neoplasm	ICD-9-CM	Diagnosis
V10.81	Personal history of malignant neoplasm of bone	ICD-9-CM	Diagnosis
V10.85	Personal history of malignant neoplasm of brain	ICD-9-CM	Diagnosis
V10.3	Personal history of malignant neoplasm of breast	ICD-9-CM	Diagnosis

**Appendix C. List of International Classification of Diseases, Ninth Revision, Clinical Modification (ICD-9-CM), International Classification of Diseases, Tenth Revision, Clinical Modification (ICD-10-CM), International Classification of Diseases, Tenth Revision, Procedure Coding System (ICD-10-PCS), Healthcare Common Procedure Coding System (HCPCS), and Current Procedural Terminology, Fourth Edition (CPT-4) Diagnosis and Procedure Codes Assessed in the Procedure Table Used to Define Inclusion and Exclusion Criteria in this Request**

<b>Code</b>	<b>Description</b>	<b>Code Type</b>	<b>Code Category</b>
V10.84	Personal history of malignant neoplasm of eye	ICD-9-CM	Diagnosis
V10.52	Personal history of malignant neoplasm of kidney	ICD-9-CM	Diagnosis
V10.21	Personal history of malignant neoplasm of larynx	ICD-9-CM	Diagnosis
V10.07	Personal history of malignant neoplasm of liver	ICD-9-CM	Diagnosis
V10.43	Personal history of malignant neoplasm of ovary	ICD-9-CM	Diagnosis
V10.47	Personal history of malignant neoplasm of testis	ICD-9-CM	Diagnosis
V10.01	Personal history of malignant neoplasm of tongue	ICD-9-CM	Diagnosis
V10.63	Personal history of monocytic leukemia	ICD-9-CM	Diagnosis
V10.62	Personal history of myeloid leukemia	ICD-9-CM	Diagnosis
V10.69	Personal history of other leukemia	ICD-9-CM	Diagnosis
V10.60	Personal history of unspecified leukemia	ICD-9-CM	Diagnosis
V10.83	Personal history of other malignant neoplasm of skin	ICD-9-CM	Diagnosis
V10.90	Personal history of unspecified malignant neoplasm	ICD-9-CM	Diagnosis
V10.44	Personal history of malignant neoplasm of other female genital organs	ICD-9-CM	Diagnosis
V10.49	Personal history of malignant neoplasm of other male genital organs	ICD-9-CM	Diagnosis
V10.86	Personal history of malignant neoplasm of other parts of nervous system	ICD-9-CM	Diagnosis
V10.09	Personal history of malignant neoplasm of other site in gastrointestinal tract	ICD-9-CM	Diagnosis
V10.59	Personal history of malignant neoplasm of other urinary organ	ICD-9-CM	Diagnosis
V10.1	Personal history of malignant neoplasm of trachea, bronchus, and lung	ICD-9-CM	Diagnosis
V10.00	Personal history of malignant neoplasm of unspecified site in gastrointestinal tract	ICD-9-CM	Diagnosis
V10.50	Personal history of malignant neoplasm of unspecified urinary organ	ICD-9-CM	Diagnosis
V10.7	Personal history of other lymphatic and hematopoietic neoplasms	ICD-9-CM	Diagnosis
V10.79	Personal history of other lymphatic and hematopoietic neoplasm	ICD-9-CM	Diagnosis
V10.22	Personal history of malignant neoplasm of nasal cavities, middle ear, and accessory sinuses	ICD-9-CM	Diagnosis
203.1	Plasma cell leukemia	ICD-9-CM	Diagnosis
203.12	Plasma cell leukemia, in relapse	ICD-9-CM	Diagnosis
203.11	Plasma cell leukemia in remission	ICD-9-CM	Diagnosis
203.10	Plasma cell leukemia, without mention of having achieved remission	ICD-9-CM	Diagnosis
200.50	Primary central nervous system lymphoma, unspecified site, extranodal and solid organ sites	ICD-9-CM	Diagnosis
200.5	Primary central nervous system lymphoma	ICD-9-CM	Diagnosis
200.57	Primary central nervous system lymphoma, spleen	ICD-9-CM	Diagnosis
200.53	Primary central nervous system lymphoma, intra-abdominal lymph nodes	ICD-9-CM	Diagnosis
200.56	Primary central nervous system lymphoma, intrapelvic lymph nodes	ICD-9-CM	Diagnosis
200.52	Primary central nervous system lymphoma, intrathoracic lymph nodes	ICD-9-CM	Diagnosis
200.51	Primary central nervous system lymphoma, lymph nodes of head, face, and neck	ICD-9-CM	Diagnosis
200.58	Primary central nervous system lymphoma, lymph nodes of multiple sites	ICD-9-CM	Diagnosis

**Appendix C. List of International Classification of Diseases, Ninth Revision, Clinical Modification (ICD-9-CM), International Classification of Diseases, Tenth Revision, Clinical Modification (ICD-10-CM), International Classification of Diseases, Tenth Revision, Procedure Coding System (ICD-10-PCS), Healthcare Common Procedure Coding System (HCPCS), and Current Procedural Terminology, Fourth Edition (CPT-4) Diagnosis and Procedure Codes Assessed in the Procedure Table Used to Define Inclusion and Exclusion Criteria in this Request**

<b>Code</b>	<b>Description</b>	<b>Code Type</b>	<b>Code Category</b>
200.54	Primary central nervous system lymphoma, lymph nodes of axilla and upper limb	ICD-9-CM	Diagnosis
200.55	Primary central nervous system lymphoma, lymph nodes of inguinal region and lower limb	ICD-9-CM	Diagnosis
202.70	Peripheral T-cell lymphoma, unspecified site, extranodal and solid organ sites	ICD-9-CM	Diagnosis
200.0	Reticulosarcoma	ICD-9-CM	Diagnosis
200.04	Reticulosarcoma of lymph nodes of axilla and upper limb	ICD-9-CM	Diagnosis
200.05	Reticulosarcoma of lymph nodes of inguinal region and lower limb	ICD-9-CM	Diagnosis
200.03	Reticulosarcoma of intra-abdominal lymph nodes	ICD-9-CM	Diagnosis
200.06	Reticulosarcoma of intrapelvic lymph nodes	ICD-9-CM	Diagnosis
200.02	Reticulosarcoma of intrathoracic lymph nodes	ICD-9-CM	Diagnosis
200.01	Reticulosarcoma of lymph nodes of head, face, and neck	ICD-9-CM	Diagnosis
200.08	Reticulosarcoma of lymph nodes of multiple sites	ICD-9-CM	Diagnosis
200.07	Reticulosarcoma of spleen	ICD-9-CM	Diagnosis
200.00	Reticulosarcoma, unspecified site, extranodal and solid organ sites	ICD-9-CM	Diagnosis
197.8	Secondary malignant neoplasm of other digestive organs and spleen	ICD-9-CM	Diagnosis
198.4	Secondary malignant neoplasm of other parts of nervous system	ICD-9-CM	Diagnosis
197	Secondary malignant neoplasm of respiratory and digestive systems	ICD-9-CM	Diagnosis
197.6	Secondary malignant neoplasm of retroperitoneum and peritoneum	ICD-9-CM	Diagnosis
197.4	Secondary malignant neoplasm of small intestine including duodenum	ICD-9-CM	Diagnosis
198.5	Secondary malignant neoplasm of bone and bone marrow	ICD-9-CM	Diagnosis
198.3	Secondary malignant neoplasm of brain and spinal cord	ICD-9-CM	Diagnosis
197.5	Secondary malignant neoplasm of large intestine and rectum	ICD-9-CM	Diagnosis
198	Secondary malignant neoplasm of other specified sites	ICD-9-CM	Diagnosis
198.8	Secondary malignant neoplasm of other specified sites	ICD-9-CM	Diagnosis
198.89	Secondary malignant neoplasm of other specified sites	ICD-9-CM	Diagnosis
198.1	Secondary malignant neoplasm of other urinary organs	ICD-9-CM	Diagnosis
197.3	Secondary malignant neoplasm of other respiratory organs	ICD-9-CM	Diagnosis
209.71	Secondary neuroendocrine tumor of distant lymph nodes	ICD-9-CM	Diagnosis
196.2	Secondary and unspecified malignant neoplasm of intra-abdominal lymph nodes	ICD-9-CM	Diagnosis
196.6	Secondary and unspecified malignant neoplasm of intrapelvic lymph nodes	ICD-9-CM	Diagnosis
196.1	Secondary and unspecified malignant neoplasm of intrathoracic lymph nodes	ICD-9-CM	Diagnosis
196.3	Secondary and unspecified malignant neoplasm of lymph nodes of axilla and upper limb	ICD-9-CM	Diagnosis
196.0	Secondary and unspecified malignant neoplasm of lymph nodes of head, face, and neck	ICD-9-CM	Diagnosis
196.8	Secondary and unspecified malignant neoplasm of lymph nodes of multiple sites	ICD-9-CM	Diagnosis

**Appendix C. List of International Classification of Diseases, Ninth Revision, Clinical Modification (ICD-9-CM), International Classification of Diseases, Tenth Revision, Clinical Modification (ICD-10-CM), International Classification of Diseases, Tenth Revision, Procedure Coding System (ICD-10-PCS), Healthcare Common Procedure Coding System (HCPCS), and Current Procedural Terminology, Fourth Edition (CPT-4) Diagnosis and Procedure Codes Assessed in the Procedure Table Used to Define Inclusion and Exclusion Criteria in this Request**

<b>Code</b>	<b>Description</b>	<b>Code Type</b>	<b>Code Category</b>
196.9	Secondary and unspecified malignant neoplasm of lymph nodes, site unspecified	ICD-9-CM	Diagnosis
196.5	Secondary and unspecified malignant neoplasm of lymph nodes of inguinal region and lower limb	ICD-9-CM	Diagnosis
196	Secondary and unspecified malignant neoplasm of lymph nodes	ICD-9-CM	Diagnosis
198.7	Secondary malignant neoplasm of adrenal gland	ICD-9-CM	Diagnosis
198.81	Secondary malignant neoplasm of breast	ICD-9-CM	Diagnosis
198.82	Secondary malignant neoplasm of genital organs	ICD-9-CM	Diagnosis
198.0	Secondary malignant neoplasm of kidney	ICD-9-CM	Diagnosis
197.7	Secondary malignant neoplasm of liver	ICD-9-CM	Diagnosis
197.0	Secondary malignant neoplasm of lung	ICD-9-CM	Diagnosis
197.1	Secondary malignant neoplasm of mediastinum	ICD-9-CM	Diagnosis
198.6	Secondary malignant neoplasm of ovary	ICD-9-CM	Diagnosis
197.2	Secondary malignant neoplasm of pleura	ICD-9-CM	Diagnosis
198.2	Secondary malignant neoplasm of skin	ICD-9-CM	Diagnosis
209.75	Secondary Merkel cell carcinoma	ICD-9-CM	Diagnosis
209.73	Secondary neuroendocrine tumor of bone	ICD-9-CM	Diagnosis
209.72	Secondary neuroendocrine tumor of liver	ICD-9-CM	Diagnosis
209.79	Secondary neuroendocrine tumor of other sites	ICD-9-CM	Diagnosis
209.74	Secondary neuroendocrine tumor of peritoneum	ICD-9-CM	Diagnosis
209.70	Secondary neuroendocrine tumor, unspecified site	ICD-9-CM	Diagnosis
202.2	Sezary's disease	ICD-9-CM	Diagnosis
202.24	Sezary's disease of lymph nodes of axilla and upper limb	ICD-9-CM	Diagnosis
202.25	Sezary's disease of lymph nodes of inguinal region and lower limb	ICD-9-CM	Diagnosis
202.23	Sezary's disease of intra-abdominal lymph nodes	ICD-9-CM	Diagnosis
202.26	Sezary's disease of intrapelvic lymph nodes	ICD-9-CM	Diagnosis
202.22	Sezary's disease of intrathoracic lymph nodes	ICD-9-CM	Diagnosis
202.21	Sezary's disease of lymph nodes of head, face, and neck	ICD-9-CM	Diagnosis
202.28	Sezary's disease of lymph nodes of multiple sites	ICD-9-CM	Diagnosis
202.27	Sezary's disease of spleen	ICD-9-CM	Diagnosis
202.20	Sezary's disease, unspecified site, extranodal and solid organ sites	ICD-9-CM	Diagnosis
208.21	Subacute leukemia of unspecified cell type in remission	ICD-9-CM	Diagnosis
206.20	Subacute monocytic leukemia, without mention of having achieved remission	ICD-9-CM	Diagnosis
208.2	Subacute leukemia of unspecified cell type	ICD-9-CM	Diagnosis
208.22	Subacute leukemia of unspecified cell type, in relapse	ICD-9-CM	Diagnosis
208.20	Subacute leukemia of unspecified cell type, without mention of having achieved remission	ICD-9-CM	Diagnosis
204.2	Subacute lymphoid leukemia	ICD-9-CM	Diagnosis
204.22	Subacute lymphoid leukemia, in relapse	ICD-9-CM	Diagnosis

**Appendix C. List of International Classification of Diseases, Ninth Revision, Clinical Modification (ICD-9-CM), International Classification of Diseases, Tenth Revision, Clinical Modification (ICD-10-CM), International Classification of Diseases, Tenth Revision, Procedure Coding System (ICD-10-PCS), Healthcare Common Procedure Coding System (HCPCS), and Current Procedural Terminology, Fourth Edition (CPT-4) Diagnosis and Procedure Codes Assessed in the Procedure Table Used to Define Inclusion and Exclusion Criteria in this Request**

<b>Code</b>	<b>Description</b>	<b>Code Type</b>	<b>Code Category</b>
204.21	Subacute lymphoid leukemia in remission	ICD-9-CM	Diagnosis
204.20	Subacute lymphoid leukemia, without mention of having achieved remission	ICD-9-CM	Diagnosis
206.2	Subacute monocytic leukemia	ICD-9-CM	Diagnosis
206.22	Subacute monocytic leukemia, in relapse	ICD-9-CM	Diagnosis
206.21	Subacute monocytic leukemia in remission	ICD-9-CM	Diagnosis
205.2	Subacute myeloid leukemia	ICD-9-CM	Diagnosis
205.22	Subacute myeloid leukemia, in relapse	ICD-9-CM	Diagnosis
205.21	Subacute myeloid leukemia in remission	ICD-9-CM	Diagnosis
205.20	Subacute myeloid leukemia, without mention of having achieved remission	ICD-9-CM	Diagnosis
208.90	Unspecified leukemia, without mention of having achieved remission	ICD-9-CM	Diagnosis
204.90	Unspecified lymphoid leukemia, without mention of having achieved remission	ICD-9-CM	Diagnosis
202.98	Other and unspecified malignant neoplasms of lymphoid and histiocytic tissue of lymph nodes of multiple sites	ICD-9-CM	Diagnosis
206.90	Unspecified monocytic leukemia, without mention of having achieved remission	ICD-9-CM	Diagnosis
205.90	Unspecified myeloid leukemia, without mention of having achieved remission	ICD-9-CM	Diagnosis
208.9	Unspecified leukemia	ICD-9-CM	Diagnosis
208.92	Unspecified leukemia, in relapse	ICD-9-CM	Diagnosis
208.91	Unspecified leukemia in remission	ICD-9-CM	Diagnosis
204.9	Unspecified lymphoid leukemia	ICD-9-CM	Diagnosis
204.92	Unspecified lymphoid leukemia, in relapse	ICD-9-CM	Diagnosis
204.91	Unspecified lymphoid leukemia in remission	ICD-9-CM	Diagnosis
206.9	Unspecified monocytic leukemia	ICD-9-CM	Diagnosis
206.92	Unspecified monocytic leukemia, in relapse	ICD-9-CM	Diagnosis
206.91	Unspecified monocytic leukemia in remission	ICD-9-CM	Diagnosis
205.9	Unspecified myeloid leukemia	ICD-9-CM	Diagnosis
205.92	Unspecified myeloid leukemia, in relapse	ICD-9-CM	Diagnosis
205.91	Unspecified myeloid leukemia in remission	ICD-9-CM	Diagnosis
200.8	Other named variants of lymphosarcoma and reticulosarcoma	ICD-9-CM	Diagnosis
200.80	Other named variants, unspecified site, extranodal and solid organ sites	ICD-9-CM	Diagnosis
173.12	Squamous cell carcinoma of eyelid, including canthus	ICD-9-CM	Diagnosis
173.22	Squamous cell carcinoma of skin of ear and external auditory canal	ICD-9-CM	Diagnosis
173.32	Squamous cell carcinoma of skin of other and unspecified parts of face	ICD-9-CM	Diagnosis
173.42	Squamous cell carcinoma of scalp and skin of neck	ICD-9-CM	Diagnosis
173.52	Squamous cell carcinoma of skin of trunk, except scrotum	ICD-9-CM	Diagnosis
173.62	Squamous cell carcinoma of skin of upper limb, including shoulder	ICD-9-CM	Diagnosis
173.72	Squamous cell carcinoma of skin of lower limb, including hip	ICD-9-CM	Diagnosis
173.82	Squamous cell carcinoma of other specified sites of skin	ICD-9-CM	Diagnosis

**Appendix C. List of International Classification of Diseases, Ninth Revision, Clinical Modification (ICD-9-CM), International Classification of Diseases, Tenth Revision, Clinical Modification (ICD-10-CM), International Classification of Diseases, Tenth Revision, Procedure Coding System (ICD-10-PCS), Healthcare Common Procedure Coding System (HCPCS), and Current Procedural Terminology, Fourth Edition (CPT-4) Diagnosis and Procedure Codes Assessed in the Procedure Table Used to Define Inclusion and Exclusion Criteria in this Request**

<b>Code</b>	<b>Description</b>	<b>Code Type</b>	<b>Code Category</b>
173.92	Squamous cell carcinoma of skin, site unspecified	ICD-9-CM	Diagnosis
C44.121	Squamous cell carcinoma of skin of unspecified eyelid, including canthus	ICD-10-CM	Diagnosis
C44.122	Squamous cell carcinoma of skin of right eyelid, including canthus	ICD-10-CM	Diagnosis
C44.129	Squamous cell carcinoma of skin of left eyelid, including canthus	ICD-10-CM	Diagnosis
C44.221	Squamous cell carcinoma of skin of unspecified ear and external auricular canal	ICD-10-CM	Diagnosis
C44.222	Squamous cell carcinoma of skin of right ear and external auricular canal	ICD-10-CM	Diagnosis
C44.229	Squamous cell carcinoma of skin of left ear and external auricular canal	ICD-10-CM	Diagnosis
C44.320	Squamous cell carcinoma of skin of unspecified parts of face	ICD-10-CM	Diagnosis
C44.321	Squamous cell carcinoma of skin of nose	ICD-10-CM	Diagnosis
C44.329	Squamous cell carcinoma of skin of other parts of face	ICD-10-CM	Diagnosis
C44.42	Squamous cell carcinoma of skin of scalp and neck	ICD-10-CM	Diagnosis
C44.520	Squamous cell carcinoma of anal skin	ICD-10-CM	Diagnosis
C44.521	Squamous cell carcinoma of skin of breast	ICD-10-CM	Diagnosis
C44.529	Squamous cell carcinoma of skin of other part of trunk	ICD-10-CM	Diagnosis
C44.621	Squamous cell carcinoma of skin of unspecified upper limb, including shoulder	ICD-10-CM	Diagnosis
C44.622	Squamous cell carcinoma of skin of right upper limb, including shoulder	ICD-10-CM	Diagnosis
C44.629	Squamous cell carcinoma of skin of left upper limb, including shoulder	ICD-10-CM	Diagnosis
C44.721	Squamous cell carcinoma of skin of unspecified lower limb, including hip	ICD-10-CM	Diagnosis
C44.722	Squamous cell carcinoma of skin of right lower limb, including hip	ICD-10-CM	Diagnosis
C44.729	Squamous cell carcinoma of skin of left lower limb, including hip	ICD-10-CM	Diagnosis
C44.82	Squamous cell carcinoma of overlapping sites of skin	ICD-10-CM	Diagnosis
C44.92	Squamous cell carcinoma of skin, unspecified	ICD-10-CM	Diagnosis
173.11	Basal cell carcinoma of eyelid, including canthus	ICD-9-CM	Diagnosis
173.21	Basal cell carcinoma of skin of ear and external auditory canal	ICD-9-CM	Diagnosis
173.31	Basal cell carcinoma of skin of other and unspecified parts of face	ICD-9-CM	Diagnosis
173.41	Basal cell carcinoma of scalp and skin of neck	ICD-9-CM	Diagnosis
173.51	Basal cell carcinoma of skin of trunk, except scrotum	ICD-9-CM	Diagnosis
173.61	Basal cell carcinoma of skin of upper limb, including shoulder	ICD-9-CM	Diagnosis
173.71	Basal cell carcinoma of skin of lower limb, including hip	ICD-9-CM	Diagnosis
173.81	Basal cell carcinoma of other specified sites of skin	ICD-9-CM	Diagnosis
173.91	Basal cell carcinoma of skin, site unspecified	ICD-9-CM	Diagnosis
C44.111	Basal cell carcinoma of skin of unspecified eyelid, including canthus	ICD-10-CM	Diagnosis
C44.112	Basal cell carcinoma of skin of right eyelid, including canthus	ICD-10-CM	Diagnosis
C44.119	Basal cell carcinoma of skin of left eyelid, including canthus	ICD-10-CM	Diagnosis
C44.211	Basal cell carcinoma of skin of unspecified ear and external auricular canal	ICD-10-CM	Diagnosis
C44.212	Basal cell carcinoma of skin of right ear and external auricular canal	ICD-10-CM	Diagnosis
C44.219	Basal cell carcinoma of skin of left ear and external auricular canal	ICD-10-CM	Diagnosis
C44.310	Basal cell carcinoma of skin of unspecified parts of face	ICD-10-CM	Diagnosis



**Appendix C. List of International Classification of Diseases, Ninth Revision, Clinical Modification (ICD-9-CM), International Classification of Diseases, Tenth Revision, Clinical Modification (ICD-10-CM), International Classification of Diseases, Tenth Revision, Procedure Coding System (ICD-10-PCS), Healthcare Common Procedure Coding System (HCPCS), and Current Procedural Terminology, Fourth Edition (CPT-4) Diagnosis and Procedure Codes Assessed in the Procedure Table Used to Define Inclusion and Exclusion Criteria in this Request**

<b>Code</b>	<b>Description</b>	<b>Code Type</b>	<b>Code Category</b>
C44.311	Basal cell carcinoma of skin of nose	ICD-10-CM	Diagnosis
C44.319	Basal cell carcinoma of skin of other parts of face	ICD-10-CM	Diagnosis
C44.41	Basal cell carcinoma of skin of scalp and neck	ICD-10-CM	Diagnosis
C44.510	Basal cell carcinoma of anal skin	ICD-10-CM	Diagnosis
C44.511	Basal cell carcinoma of skin of breast	ICD-10-CM	Diagnosis
C44.519	Basal cell carcinoma of skin of other part of trunk	ICD-10-CM	Diagnosis
C44.611	Basal cell carcinoma of skin of unspecified upper limb, including shoulder	ICD-10-CM	Diagnosis
C44.612	Basal cell carcinoma of skin of right upper limb, including shoulder	ICD-10-CM	Diagnosis
C44.619	Basal cell carcinoma of skin of left upper limb, including shoulder	ICD-10-CM	Diagnosis
C44.711	Basal cell carcinoma of skin of unspecified lower limb, including hip	ICD-10-CM	Diagnosis
C44.712	Basal cell carcinoma of skin of right lower limb, including hip	ICD-10-CM	Diagnosis
C44.719	Basal cell carcinoma of skin of left lower limb, including hip	ICD-10-CM	Diagnosis
C44.81	Basal cell carcinoma of overlapping sites of skin	ICD-10-CM	Diagnosis
C44.91	Basal cell carcinoma of skin, unspecified	ICD-10-CM	Diagnosis
173	Other and unspecified malignant neoplasm of skin	ICD-9-CM	Diagnosis
173.0	Other and unspecified malignant neoplasm of skin of lip	ICD-9-CM	Diagnosis
173.00	Unspecified malignant neoplasm of skin of lip	ICD-9-CM	Diagnosis
173.01	Basal cell carcinoma of skin of lip	ICD-9-CM	Diagnosis
173.02	Squamous cell carcinoma of skin of lip	ICD-9-CM	Diagnosis
173.09	Other specified malignant neoplasm of skin of lip	ICD-9-CM	Diagnosis
173.1	Other and unspecified malignant neoplasm of eyelid, including canthus	ICD-9-CM	Diagnosis
173.10	Unspecified malignant neoplasm of eyelid, including canthus	ICD-9-CM	Diagnosis
173.19	Other specified malignant neoplasm of eyelid, including canthus	ICD-9-CM	Diagnosis
173.2	Other and unspecified malignant neoplasm of skin of ear and external auditory canal	ICD-9-CM	Diagnosis
173.20	Unspecified malignant neoplasm of skin of ear and external auditory canal	ICD-9-CM	Diagnosis
173.29	Other specified malignant neoplasm of skin of ear and external auditory canal	ICD-9-CM	Diagnosis
173.3	Other and unspecified malignant neoplasm of skin of other and unspecified parts of face	ICD-9-CM	Diagnosis
173.30	Unspecified malignant neoplasm of skin of other and unspecified parts of face	ICD-9-CM	Diagnosis
173.39	Other specified malignant neoplasm of skin of other and unspecified parts of face	ICD-9-CM	Diagnosis
173.4	Other and unspecified malignant neoplasm of scalp and skin of neck	ICD-9-CM	Diagnosis
173.40	Unspecified malignant neoplasm of scalp and skin of neck	ICD-9-CM	Diagnosis
173.49	Other specified malignant neoplasm of scalp and skin of neck	ICD-9-CM	Diagnosis
173.5	Other and unspecified malignant neoplasm of skin of trunk, except scrotum	ICD-9-CM	Diagnosis
173.50	Unspecified malignant neoplasm of skin of trunk, except scrotum	ICD-9-CM	Diagnosis
173.59	Other specified malignant neoplasm of skin of trunk, except scrotum	ICD-9-CM	Diagnosis

**Appendix C. List of International Classification of Diseases, Ninth Revision, Clinical Modification (ICD-9-CM), International Classification of Diseases, Tenth Revision, Clinical Modification (ICD-10-CM), International Classification of Diseases, Tenth Revision, Procedure Coding System (ICD-10-PCS), Healthcare Common Procedure Coding System (HCPCS), and Current Procedural Terminology, Fourth Edition (CPT-4) Diagnosis and Procedure Codes Assessed in the Procedure Table Used to Define Inclusion and Exclusion Criteria in this Request**

<b>Code</b>	<b>Description</b>	<b>Code Type</b>	<b>Code Category</b>
173.6	Other and unspecified malignant neoplasm of skin of upper limb, including shoulder	ICD-9-CM	Diagnosis
173.60	Unspecified malignant neoplasm of skin of upper limb, including shoulder	ICD-9-CM	Diagnosis
173.69	Other specified malignant neoplasm of skin of upper limb, including shoulder	ICD-9-CM	Diagnosis
173.7	Other and unspecified malignant neoplasm of skin of lower limb, including hip	ICD-9-CM	Diagnosis
173.70	Unspecified malignant neoplasm of skin of lower limb, including hip	ICD-9-CM	Diagnosis
173.79	Other specified malignant neoplasm of skin of lower limb, including hip	ICD-9-CM	Diagnosis
173.8	Other and unspecified malignant neoplasm of other specified sites of skin	ICD-9-CM	Diagnosis
173.80	Unspecified malignant neoplasm of other specified sites of skin	ICD-9-CM	Diagnosis
173.89	Other specified malignant neoplasm of other specified sites of skin	ICD-9-CM	Diagnosis
173.9	Other and unspecified malignant neoplasm of skin, site unspecified	ICD-9-CM	Diagnosis
173.90	Unspecified malignant neoplasm of skin, site unspecified	ICD-9-CM	Diagnosis
173.99	Other specified malignant neoplasm of skin, site unspecified	ICD-9-CM	Diagnosis
209	Neuroendocrine tumors	ICD-9-CM	Diagnosis
209.0	Malignant carcinoid tumors of the small intestine	ICD-9-CM	Diagnosis
209.1	Malignant carcinoid tumors of the appendix, large intestine, and rectum	ICD-9-CM	Diagnosis
209.2	Malignant carcinoid tumors of other and unspecified sites	ICD-9-CM	Diagnosis
209.3	Malignant poorly differentiated neuroendocrine tumors	ICD-9-CM	Diagnosis
209.4	Benign carcinoid tumors of the small intestine	ICD-9-CM	Diagnosis
209.40	Benign carcinoid tumor of the small intestine, unspecified portion	ICD-9-CM	Diagnosis
209.41	Benign carcinoid tumor of the duodenum	ICD-9-CM	Diagnosis
209.42	Benign carcinoid tumor of the jejunum	ICD-9-CM	Diagnosis
209.43	Benign carcinoid tumor of the ileum	ICD-9-CM	Diagnosis
209.5	Benign carcinoid tumors of the appendix, large intestine, and rectum	ICD-9-CM	Diagnosis
209.50	Benign carcinoid tumor of the large intestine, unspecified portion	ICD-9-CM	Diagnosis
209.51	Benign carcinoid tumor of the appendix	ICD-9-CM	Diagnosis
209.52	Benign carcinoid tumor of the cecum	ICD-9-CM	Diagnosis
209.53	Benign carcinoid tumor of the ascending colon	ICD-9-CM	Diagnosis
209.54	Benign carcinoid tumor of the transverse colon	ICD-9-CM	Diagnosis
209.55	Benign carcinoid tumor of the descending colon	ICD-9-CM	Diagnosis
209.56	Benign carcinoid tumor of the sigmoid colon	ICD-9-CM	Diagnosis
209.57	Benign carcinoid tumor of the rectum	ICD-9-CM	Diagnosis
209.6	Benign carcinoid tumors of other and unspecified sites	ICD-9-CM	Diagnosis
209.60	Benign carcinoid tumor of unknown primary site	ICD-9-CM	Diagnosis
209.61	Benign carcinoid tumor of the bronchus and lung	ICD-9-CM	Diagnosis
209.62	Benign carcinoid tumor of the thymus	ICD-9-CM	Diagnosis
209.63	Benign carcinoid tumor of the stomach	ICD-9-CM	Diagnosis
209.64	Benign carcinoid tumor of the kidney	ICD-9-CM	Diagnosis
209.65	Benign carcinoid tumor of foregut, not otherwise specified	ICD-9-CM	Diagnosis

**Appendix C. List of International Classification of Diseases, Ninth Revision, Clinical Modification (ICD-9-CM), International Classification of Diseases, Tenth Revision, Clinical Modification (ICD-10-CM), International Classification of Diseases, Tenth Revision, Procedure Coding System (ICD-10-PCS), Healthcare Common Procedure Coding System (HCPCS), and Current Procedural Terminology, Fourth Edition (CPT-4) Diagnosis and Procedure Codes Assessed in the Procedure Table Used to Define Inclusion and Exclusion Criteria in this Request**

<b>Code</b>	<b>Description</b>	<b>Code Type</b>	<b>Code Category</b>
209.66	Benign carcinoid tumor of midgut, not otherwise specified	ICD-9-CM	Diagnosis
209.67	Benign carcinoid tumor of hindgut, not otherwise specified	ICD-9-CM	Diagnosis
209.69	Benign carcinoid tumor of other sites	ICD-9-CM	Diagnosis
209.7	Secondary neuroendocrine tumors	ICD-9-CM	Diagnosis
230	Carcinoma in situ of digestive organs	ICD-9-CM	Diagnosis
230.0	Carcinoma in situ of lip, oral cavity, and pharynx	ICD-9-CM	Diagnosis
230.1	Carcinoma in situ of esophagus	ICD-9-CM	Diagnosis
230.2	Carcinoma in situ of stomach	ICD-9-CM	Diagnosis
230.3	Carcinoma in situ of colon	ICD-9-CM	Diagnosis
230.4	Carcinoma in situ of rectum	ICD-9-CM	Diagnosis
230.5	Carcinoma in situ of anal canal	ICD-9-CM	Diagnosis
230.6	Carcinoma in situ of anus, unspecified	ICD-9-CM	Diagnosis
230.7	Carcinoma in situ of other and unspecified parts of intestine	ICD-9-CM	Diagnosis
230.8	Carcinoma in situ of liver and biliary system	ICD-9-CM	Diagnosis
230.9	Carcinoma in situ of other and unspecified digestive organs	ICD-9-CM	Diagnosis
231	Carcinoma in situ of respiratory system	ICD-9-CM	Diagnosis
231.0	Carcinoma in situ of larynx	ICD-9-CM	Diagnosis
231.1	Carcinoma in situ of trachea	ICD-9-CM	Diagnosis
231.2	Carcinoma in situ of bronchus and lung	ICD-9-CM	Diagnosis
231.8	Carcinoma in situ of other specified parts of respiratory system	ICD-9-CM	Diagnosis
231.9	Carcinoma in situ of respiratory system, part unspecified	ICD-9-CM	Diagnosis
232	Carcinoma in situ of skin	ICD-9-CM	Diagnosis
232.0	Carcinoma in situ of skin of lip	ICD-9-CM	Diagnosis
232.1	Carcinoma in situ of eyelid, including canthus	ICD-9-CM	Diagnosis
232.2	Carcinoma in situ of skin of ear and external auditory canal	ICD-9-CM	Diagnosis
232.3	Carcinoma in situ of skin of other and unspecified parts of face	ICD-9-CM	Diagnosis
232.4	Carcinoma in situ of scalp and skin of neck	ICD-9-CM	Diagnosis
232.5	Carcinoma in situ of skin of trunk, except scrotum	ICD-9-CM	Diagnosis
232.6	Carcinoma in situ of skin of upper limb, including shoulder	ICD-9-CM	Diagnosis
232.7	Carcinoma in situ of skin of lower limb, including hip	ICD-9-CM	Diagnosis
232.8	Carcinoma in situ of other specified sites of skin	ICD-9-CM	Diagnosis
232.9	Carcinoma in situ of skin, site unspecified	ICD-9-CM	Diagnosis
233	Carcinoma in situ of breast and genitourinary system	ICD-9-CM	Diagnosis
233.0	Carcinoma in situ of breast	ICD-9-CM	Diagnosis
233.1	Carcinoma in situ of cervix uteri	ICD-9-CM	Diagnosis
233.2	Carcinoma in situ of other and unspecified parts of uterus	ICD-9-CM	Diagnosis
233.3	Carcinoma in situ, other and unspecified female genital organs	ICD-9-CM	Diagnosis
233.30	Carcinoma in situ, unspecified female genital organ	ICD-9-CM	Diagnosis
233.31	Carcinoma in situ, vagina	ICD-9-CM	Diagnosis
233.32	Carcinoma in situ, vulva	ICD-9-CM	Diagnosis

**Appendix C. List of International Classification of Diseases, Ninth Revision, Clinical Modification (ICD-9-CM), International Classification of Diseases, Tenth Revision, Clinical Modification (ICD-10-CM), International Classification of Diseases, Tenth Revision, Procedure Coding System (ICD-10-PCS), Healthcare Common Procedure Coding System (HCPCS), and Current Procedural Terminology, Fourth Edition (CPT-4) Diagnosis and Procedure Codes Assessed in the Procedure Table Used to Define Inclusion and Exclusion Criteria in this Request**

<b>Code</b>	<b>Description</b>	<b>Code Type</b>	<b>Code Category</b>
233.39	Carcinoma in situ, other female genital organ	ICD-9-CM	Diagnosis
233.4	Carcinoma in situ of prostate	ICD-9-CM	Diagnosis
233.5	Carcinoma in situ of penis	ICD-9-CM	Diagnosis
233.6	Carcinoma in situ of other and unspecified male genital organs	ICD-9-CM	Diagnosis
233.7	Carcinoma in situ of bladder	ICD-9-CM	Diagnosis
233.9	Carcinoma in situ of other and unspecified urinary organs	ICD-9-CM	Diagnosis
234	Carcinoma in situ of other and unspecified sites	ICD-9-CM	Diagnosis
234.0	Carcinoma in situ of eye	ICD-9-CM	Diagnosis
234.8	Carcinoma in situ of other specified sites	ICD-9-CM	Diagnosis
234.9	Carcinoma in situ, site unspecified	ICD-9-CM	Diagnosis
235	Neoplasm of uncertain behavior of digestive and respiratory systems	ICD-9-CM	Diagnosis
235.0	Neoplasm of uncertain behavior of major salivary glands	ICD-9-CM	Diagnosis
235.1	Neoplasm of uncertain behavior of lip, oral cavity, and pharynx	ICD-9-CM	Diagnosis
235.2	Neoplasm of uncertain behavior of stomach, intestines, and rectum	ICD-9-CM	Diagnosis
235.3	Neoplasm of uncertain behavior of liver and biliary passages	ICD-9-CM	Diagnosis
235.4	Neoplasm of uncertain behavior of retroperitoneum and peritoneum	ICD-9-CM	Diagnosis
235.5	Neoplasm of uncertain behavior of other and unspecified digestive organs	ICD-9-CM	Diagnosis
235.6	Neoplasm of uncertain behavior of larynx	ICD-9-CM	Diagnosis
235.7	Neoplasm of uncertain behavior of trachea, bronchus, and lung	ICD-9-CM	Diagnosis
235.8	Neoplasm of uncertain behavior of pleura, thymus, and mediastinum	ICD-9-CM	Diagnosis
235.9	Neoplasm of uncertain behavior of other and unspecified respiratory organs	ICD-9-CM	Diagnosis
236	Neoplasm of uncertain behavior of genitourinary organs	ICD-9-CM	Diagnosis
236.0	Neoplasm of uncertain behavior of uterus	ICD-9-CM	Diagnosis
236.1	Neoplasm of uncertain behavior of placenta	ICD-9-CM	Diagnosis
236.2	Neoplasm of uncertain behavior of ovary	ICD-9-CM	Diagnosis
236.3	Neoplasm of uncertain behavior of other and unspecified female genital organs	ICD-9-CM	Diagnosis
236.4	Neoplasm of uncertain behavior of testis	ICD-9-CM	Diagnosis
236.5	Neoplasm of uncertain behavior of prostate	ICD-9-CM	Diagnosis
236.6	Neoplasm of uncertain behavior of other and unspecified male genital organs	ICD-9-CM	Diagnosis
236.7	Neoplasm of uncertain behavior of bladder	ICD-9-CM	Diagnosis
236.9	Neoplasm of uncertain behavior of other and unspecified urinary organs	ICD-9-CM	Diagnosis
236.90	Neoplasm of uncertain behavior of urinary organ, unspecified	ICD-9-CM	Diagnosis
236.91	Neoplasm of uncertain behavior of kidney and ureter	ICD-9-CM	Diagnosis
236.99	Neoplasm of uncertain behavior of other and unspecified urinary organs	ICD-9-CM	Diagnosis
237	Neoplasm of uncertain behavior of endocrine glands and nervous system	ICD-9-CM	Diagnosis
237.0	Neoplasm of uncertain behavior of pituitary gland and craniopharyngeal duct	ICD-9-CM	Diagnosis
237.1	Neoplasm of uncertain behavior of pineal gland	ICD-9-CM	Diagnosis

**Appendix C. List of International Classification of Diseases, Ninth Revision, Clinical Modification (ICD-9-CM), International Classification of Diseases, Tenth Revision, Clinical Modification (ICD-10-CM), International Classification of Diseases, Tenth Revision, Procedure Coding System (ICD-10-PCS), Healthcare Common Procedure Coding System (HCPCS), and Current Procedural Terminology, Fourth Edition (CPT-4) Diagnosis and Procedure Codes Assessed in the Procedure Table Used to Define Inclusion and Exclusion Criteria in this Request**

<b>Code</b>	<b>Description</b>	<b>Code Type</b>	<b>Code Category</b>
237.2	Neoplasm of uncertain behavior of adrenal gland	ICD-9-CM	Diagnosis
237.3	Neoplasm of uncertain behavior of paraganglia	ICD-9-CM	Diagnosis
237.4	Neoplasm of uncertain behavior of other and unspecified endocrine glands	ICD-9-CM	Diagnosis
237.5	Neoplasm of uncertain behavior of brain and spinal cord	ICD-9-CM	Diagnosis
237.6	Neoplasm of uncertain behavior of meninges	ICD-9-CM	Diagnosis
237.7	Neurofibromatosis	ICD-9-CM	Diagnosis
237.70	Neurofibromatosis, unspecified	ICD-9-CM	Diagnosis
237.71	Neurofibromatosis, Type 1 (von Recklinghausen's disease)	ICD-9-CM	Diagnosis
237.72	Neurofibromatosis, Type 2 (acoustic neurofibromatosis)	ICD-9-CM	Diagnosis
237.73	Schwannomatosis	ICD-9-CM	Diagnosis
237.79	Other neurofibromatosis	ICD-9-CM	Diagnosis
237.9	Neoplasm of uncertain behavior of other and unspecified parts of nervous system	ICD-9-CM	Diagnosis
238	Neoplasm of uncertain behavior of other and unspecified sites and tissues	ICD-9-CM	Diagnosis
238.0	Neoplasm of uncertain behavior of bone and articular cartilage	ICD-9-CM	Diagnosis
238.1	Neoplasm of uncertain behavior of connective and other soft tissue	ICD-9-CM	Diagnosis
238.2	Neoplasm of uncertain behavior of skin	ICD-9-CM	Diagnosis
238.3	Neoplasm of uncertain behavior of breast	ICD-9-CM	Diagnosis
238.4	Neoplasm of uncertain behavior of polycythemia vera	ICD-9-CM	Diagnosis
238.5	Neoplasm of uncertain behavior of histiocytic and mast cells	ICD-9-CM	Diagnosis
238.6	Neoplasm of uncertain behavior of plasma cells	ICD-9-CM	Diagnosis
238.7	Other lymphatic and hematopoietic tissues	ICD-9-CM	Diagnosis
238.71	Essential thrombocythemia	ICD-9-CM	Diagnosis
238.72	Low grade myelodysplastic syndrome lesions	ICD-9-CM	Diagnosis
238.73	High grade myelodysplastic syndrome lesions	ICD-9-CM	Diagnosis
238.74	Myelodysplastic syndrome with 5q deletion	ICD-9-CM	Diagnosis
238.75	Myelodysplastic syndrome, unspecified	ICD-9-CM	Diagnosis
238.76	Myelofibrosis with myeloid metaplasia	ICD-9-CM	Diagnosis
238.77	Post-transplant lymphoproliferative disorder [PTLD]	ICD-9-CM	Diagnosis
238.8	Neoplasm of uncertain behavior of other specified sites	ICD-9-CM	Diagnosis
238.9	Neoplasm of uncertain behavior, site unspecified	ICD-9-CM	Diagnosis
239	Neoplasms of unspecified nature	ICD-9-CM	Diagnosis
239.0	Neoplasm of unspecified nature of digestive system	ICD-9-CM	Diagnosis
239.1	Neoplasm of unspecified nature of respiratory system	ICD-9-CM	Diagnosis
239.2	Neoplasms of unspecified nature of bone, soft tissue, and skin	ICD-9-CM	Diagnosis
239.3	Neoplasm of unspecified nature of breast	ICD-9-CM	Diagnosis
239.4	Neoplasm of unspecified nature of bladder	ICD-9-CM	Diagnosis
239.5	Neoplasm of unspecified nature of other genitourinary organs	ICD-9-CM	Diagnosis
239.6	Neoplasm of unspecified nature of brain	ICD-9-CM	Diagnosis

**Appendix C. List of International Classification of Diseases, Ninth Revision, Clinical Modification (ICD-9-CM), International Classification of Diseases, Tenth Revision, Clinical Modification (ICD-10-CM), International Classification of Diseases, Tenth Revision, Procedure Coding System (ICD-10-PCS), Healthcare Common Procedure Coding System (HCPCS), and Current Procedural Terminology, Fourth Edition (CPT-4) Diagnosis and Procedure Codes Assessed in the Procedure Table Used to Define Inclusion and Exclusion Criteria in this Request**

<b>Code</b>	<b>Description</b>	<b>Code Type</b>	<b>Code Category</b>
239.7	Neoplasm of unspecified nature of endocrine glands and other parts of nervous system	ICD-9-CM	Diagnosis
239.8	Neoplasm of unspecified nature of other specified sites	ICD-9-CM	Diagnosis
239.81	Neoplasms of unspecified nature, retina and choroid	ICD-9-CM	Diagnosis
239.89	Neoplasms of unspecified nature, other specified sites	ICD-9-CM	Diagnosis
239.9	Neoplasm of unspecified nature, site unspecified	ICD-9-CM	Diagnosis
C44.00	Unspecified malignant neoplasm of skin of lip	ICD-10-CM	Diagnosis
C44.01	Basal cell carcinoma of skin of lip	ICD-10-CM	Diagnosis
C44.02	Squamous cell carcinoma of skin of lip	ICD-10-CM	Diagnosis
C44.09	Other specified malignant neoplasm of skin of lip	ICD-10-CM	Diagnosis
C44.101	Unspecified malignant neoplasm of skin of unspecified eyelid, including canthus	ICD-10-CM	Diagnosis
C44.102	Unspecified malignant neoplasm of skin of right eyelid, including canthus	ICD-10-CM	Diagnosis
C44.109	Unspecified malignant neoplasm of skin of left eyelid, including canthus	ICD-10-CM	Diagnosis
C44.191	Other specified malignant neoplasm of skin of unspecified eyelid, including canthus	ICD-10-CM	Diagnosis
C44.192	Other specified malignant neoplasm of skin of right eyelid, including canthus	ICD-10-CM	Diagnosis
C44.199	Other specified malignant neoplasm of skin of left eyelid, including canthus	ICD-10-CM	Diagnosis
C44.201	Unspecified malignant neoplasm of skin of unspecified ear and external auricular canal	ICD-10-CM	Diagnosis
C44.202	Unspecified malignant neoplasm of skin of right ear and external auricular canal	ICD-10-CM	Diagnosis
C44.209	Unspecified malignant neoplasm of skin of left ear and external auricular canal	ICD-10-CM	Diagnosis
C44.291	Other specified malignant neoplasm of skin of unspecified ear and external auricular canal	ICD-10-CM	Diagnosis
C44.292	Other specified malignant neoplasm of skin of right ear and external auricular canal	ICD-10-CM	Diagnosis
C44.299	Other specified malignant neoplasm of skin of left ear and external auricular canal	ICD-10-CM	Diagnosis
C44.300	Unspecified malignant neoplasm of skin of unspecified part of face	ICD-10-CM	Diagnosis
C44.301	Unspecified malignant neoplasm of skin of nose	ICD-10-CM	Diagnosis
C44.309	Unspecified malignant neoplasm of skin of other parts of face	ICD-10-CM	Diagnosis
C44.390	Other specified malignant neoplasm of skin of unspecified parts of face	ICD-10-CM	Diagnosis
C44.391	Other specified malignant neoplasm of skin of nose	ICD-10-CM	Diagnosis
C44.399	Other specified malignant neoplasm of skin of other parts of face	ICD-10-CM	Diagnosis
C44.40	Unspecified malignant neoplasm of skin of scalp and neck	ICD-10-CM	Diagnosis
C44.49	Other specified malignant neoplasm of skin of scalp and neck	ICD-10-CM	Diagnosis
C44.500	Unspecified malignant neoplasm of anal skin	ICD-10-CM	Diagnosis
C44.501	Unspecified malignant neoplasm of skin of breast	ICD-10-CM	Diagnosis

**Appendix C. List of International Classification of Diseases, Ninth Revision, Clinical Modification (ICD-9-CM), International Classification of Diseases, Tenth Revision, Clinical Modification (ICD-10-CM), International Classification of Diseases, Tenth Revision, Procedure Coding System (ICD-10-PCS), Healthcare Common Procedure Coding System (HCPCS), and Current Procedural Terminology, Fourth Edition (CPT-4) Diagnosis and Procedure Codes Assessed in the Procedure Table Used to Define Inclusion and Exclusion Criteria in this Request**

<b>Code</b>	<b>Description</b>	<b>Code Type</b>	<b>Code Category</b>
C44.509	Unspecified malignant neoplasm of skin of other part of trunk	ICD-10-CM	Diagnosis
C44.590	Other specified malignant neoplasm of anal skin	ICD-10-CM	Diagnosis
C44.591	Other specified malignant neoplasm of skin of breast	ICD-10-CM	Diagnosis
C44.599	Other specified malignant neoplasm of skin of other part of trunk	ICD-10-CM	Diagnosis
C44.601	Unspecified malignant neoplasm of skin of unspecified upper limb, including shoulder	ICD-10-CM	Diagnosis
C44.602	Unspecified malignant neoplasm of skin of right upper limb, including shoulder	ICD-10-CM	Diagnosis
C44.609	Unspecified malignant neoplasm of skin of left upper limb, including shoulder	ICD-10-CM	Diagnosis
C44.691	Other specified malignant neoplasm of skin of unspecified upper limb, including shoulder	ICD-10-CM	Diagnosis
C44.692	Other specified malignant neoplasm of skin of right upper limb, including shoulder	ICD-10-CM	Diagnosis
C44.699	Other specified malignant neoplasm of skin of left upper limb, including shoulder	ICD-10-CM	Diagnosis
C44.701	Unspecified malignant neoplasm of skin of unspecified lower limb, including hip	ICD-10-CM	Diagnosis
C44.702	Unspecified malignant neoplasm of skin of right lower limb, including hip	ICD-10-CM	Diagnosis
C44.709	Unspecified malignant neoplasm of skin of left lower limb, including hip	ICD-10-CM	Diagnosis
C44.791	Other specified malignant neoplasm of skin of unspecified lower limb, including hip	ICD-10-CM	Diagnosis
C44.792	Other specified malignant neoplasm of skin of right lower limb, including hip	ICD-10-CM	Diagnosis
C44.799	Other specified malignant neoplasm of skin of left lower limb, including hip	ICD-10-CM	Diagnosis
C44.80	Unspecified malignant neoplasm of overlapping sites of skin	ICD-10-CM	Diagnosis
C44.89	Other specified malignant neoplasm of overlapping sites of skin	ICD-10-CM	Diagnosis
C44.90	Unspecified malignant neoplasm of skin, unspecified	ICD-10-CM	Diagnosis
C44.99	Other specified malignant neoplasm of skin, unspecified	ICD-10-CM	Diagnosis
D00.00	Carcinoma in situ of oral cavity, unspecified site	ICD-10-CM	Diagnosis
D00.01	Carcinoma in situ of labial mucosa and vermilion border	ICD-10-CM	Diagnosis
D00.02	Carcinoma in situ of buccal mucosa	ICD-10-CM	Diagnosis
D00.03	Carcinoma in situ of gingiva and edentulous alveolar ridge	ICD-10-CM	Diagnosis
D00.04	Carcinoma in situ of soft palate	ICD-10-CM	Diagnosis
D00.05	Carcinoma in situ of hard palate	ICD-10-CM	Diagnosis
D00.06	Carcinoma in situ of floor of mouth	ICD-10-CM	Diagnosis
D00.07	Carcinoma in situ of tongue	ICD-10-CM	Diagnosis
D00.08	Carcinoma in situ of pharynx	ICD-10-CM	Diagnosis
D00.1	Carcinoma in situ of esophagus	ICD-10-CM	Diagnosis
D00.2	Carcinoma in situ of stomach	ICD-10-CM	Diagnosis
D01.0	Carcinoma in situ of colon	ICD-10-CM	Diagnosis

**Appendix C. List of International Classification of Diseases, Ninth Revision, Clinical Modification (ICD-9-CM), International Classification of Diseases, Tenth Revision, Clinical Modification (ICD-10-CM), International Classification of Diseases, Tenth Revision, Procedure Coding System (ICD-10-PCS), Healthcare Common Procedure Coding System (HCPCS), and Current Procedural Terminology, Fourth Edition (CPT-4) Diagnosis and Procedure Codes Assessed in the Procedure Table Used to Define Inclusion and Exclusion Criteria in this Request**

<b>Code</b>	<b>Description</b>	<b>Code Type</b>	<b>Code Category</b>
D01.1	Carcinoma in situ of rectosigmoid junction	ICD-10-CM	Diagnosis
D01.2	Carcinoma in situ of rectum	ICD-10-CM	Diagnosis
D01.3	Carcinoma in situ of anus and anal canal	ICD-10-CM	Diagnosis
D01.40	Carcinoma in situ of unspecified part of intestine	ICD-10-CM	Diagnosis
D01.49	Carcinoma in situ of other parts of intestine	ICD-10-CM	Diagnosis
D01.5	Carcinoma in situ of liver, gallbladder and bile ducts	ICD-10-CM	Diagnosis
D01.7	Carcinoma in situ of other specified digestive organs	ICD-10-CM	Diagnosis
D01.9	Carcinoma in situ of digestive organ, unspecified	ICD-10-CM	Diagnosis
D02.0	Carcinoma in situ of larynx	ICD-10-CM	Diagnosis
D02.1	Carcinoma in situ of trachea	ICD-10-CM	Diagnosis
D02.20	Carcinoma in situ of unspecified bronchus and lung	ICD-10-CM	Diagnosis
D02.21	Carcinoma in situ of right bronchus and lung	ICD-10-CM	Diagnosis
D02.22	Carcinoma in situ of left bronchus and lung	ICD-10-CM	Diagnosis
D02.3	Carcinoma in situ of other parts of respiratory system	ICD-10-CM	Diagnosis
D02.4	Carcinoma in situ of respiratory system, unspecified	ICD-10-CM	Diagnosis
D04.0	Carcinoma in situ of skin of lip	ICD-10-CM	Diagnosis
D04.10	Carcinoma in situ of skin of unspecified eyelid, including canthus	ICD-10-CM	Diagnosis
D04.11	Carcinoma in situ of skin of right eyelid, including canthus	ICD-10-CM	Diagnosis
D04.12	Carcinoma in situ of skin of left eyelid, including canthus	ICD-10-CM	Diagnosis
D04.20	Carcinoma in situ of skin of unspecified ear and external auricular canal	ICD-10-CM	Diagnosis
D04.21	Carcinoma in situ of skin of right ear and external auricular canal	ICD-10-CM	Diagnosis
D04.22	Carcinoma in situ of skin of left ear and external auricular canal	ICD-10-CM	Diagnosis
D04.30	Carcinoma in situ of skin of unspecified part of face	ICD-10-CM	Diagnosis
D04.39	Carcinoma in situ of skin of other parts of face	ICD-10-CM	Diagnosis
D04.4	Carcinoma in situ of skin of scalp and neck	ICD-10-CM	Diagnosis
D04.5	Carcinoma in situ of skin of trunk	ICD-10-CM	Diagnosis
D04.60	Carcinoma in situ of skin of unspecified upper limb, including shoulder	ICD-10-CM	Diagnosis
D04.61	Carcinoma in situ of skin of right upper limb, including shoulder	ICD-10-CM	Diagnosis
D04.62	Carcinoma in situ of skin of left upper limb, including shoulder	ICD-10-CM	Diagnosis
D04.70	Carcinoma in situ of skin of unspecified lower limb, including hip	ICD-10-CM	Diagnosis
D04.71	Carcinoma in situ of skin of right lower limb, including hip	ICD-10-CM	Diagnosis
D04.72	Carcinoma in situ of skin of left lower limb, including hip	ICD-10-CM	Diagnosis
D04.8	Carcinoma in situ of skin of other sites	ICD-10-CM	Diagnosis
D04.9	Carcinoma in situ of skin, unspecified	ICD-10-CM	Diagnosis
D05.00	Lobular carcinoma in situ of unspecified breast	ICD-10-CM	Diagnosis
D05.01	Lobular carcinoma in situ of right breast	ICD-10-CM	Diagnosis
D05.02	Lobular carcinoma in situ of left breast	ICD-10-CM	Diagnosis
D05.10	Intraductal carcinoma in situ of unspecified breast	ICD-10-CM	Diagnosis
D05.11	Intraductal carcinoma in situ of right breast	ICD-10-CM	Diagnosis
D05.12	Intraductal carcinoma in situ of left breast	ICD-10-CM	Diagnosis



**Appendix C. List of International Classification of Diseases, Ninth Revision, Clinical Modification (ICD-9-CM), International Classification of Diseases, Tenth Revision, Clinical Modification (ICD-10-CM), International Classification of Diseases, Tenth Revision, Procedure Coding System (ICD-10-PCS), Healthcare Common Procedure Coding System (HCPCS), and Current Procedural Terminology, Fourth Edition (CPT-4) Diagnosis and Procedure Codes Assessed in the Procedure Table Used to Define Inclusion and Exclusion Criteria in this Request**

<b>Code</b>	<b>Description</b>	<b>Code Type</b>	<b>Code Category</b>
D05.80	Other specified type of carcinoma in situ of unspecified breast	ICD-10-CM	Diagnosis
D05.81	Other specified type of carcinoma in situ of right breast	ICD-10-CM	Diagnosis
D05.82	Other specified type of carcinoma in situ of left breast	ICD-10-CM	Diagnosis
D05.90	Unspecified type of carcinoma in situ of unspecified breast	ICD-10-CM	Diagnosis
D05.91	Unspecified type of carcinoma in situ of right breast	ICD-10-CM	Diagnosis
D05.92	Unspecified type of carcinoma in situ of left breast	ICD-10-CM	Diagnosis
D06.0	Carcinoma in situ of endocervix	ICD-10-CM	Diagnosis
D06.1	Carcinoma in situ of exocervix	ICD-10-CM	Diagnosis
D06.7	Carcinoma in situ of other parts of cervix	ICD-10-CM	Diagnosis
D06.9	Carcinoma in situ of cervix, unspecified	ICD-10-CM	Diagnosis
D07.0	Carcinoma in situ of endometrium	ICD-10-CM	Diagnosis
D07.1	Carcinoma in situ of vulva	ICD-10-CM	Diagnosis
D07.2	Carcinoma in situ of vagina	ICD-10-CM	Diagnosis
D07.30	Carcinoma in situ of unspecified female genital organs	ICD-10-CM	Diagnosis
D07.39	Carcinoma in situ of other female genital organs	ICD-10-CM	Diagnosis
D07.4	Carcinoma in situ of penis	ICD-10-CM	Diagnosis
D07.5	Carcinoma in situ of prostate	ICD-10-CM	Diagnosis
D07.60	Carcinoma in situ of unspecified male genital organs	ICD-10-CM	Diagnosis
D07.61	Carcinoma in situ of scrotum	ICD-10-CM	Diagnosis
D07.69	Carcinoma in situ of other male genital organs	ICD-10-CM	Diagnosis
D09.0	Carcinoma in situ of bladder	ICD-10-CM	Diagnosis
D09.10	Carcinoma in situ of unspecified urinary organ	ICD-10-CM	Diagnosis
D09.19	Carcinoma in situ of other urinary organs	ICD-10-CM	Diagnosis
D09.20	Carcinoma in situ of unspecified eye	ICD-10-CM	Diagnosis
D09.21	Carcinoma in situ of right eye	ICD-10-CM	Diagnosis
D09.22	Carcinoma in situ of left eye	ICD-10-CM	Diagnosis
D09.3	Carcinoma in situ of thyroid and other endocrine glands	ICD-10-CM	Diagnosis
D09.8	Carcinoma in situ of other specified sites	ICD-10-CM	Diagnosis
D09.9	Carcinoma in situ, unspecified	ICD-10-CM	Diagnosis
D25.0	Submucous leiomyoma of uterus	ICD-10-CM	Diagnosis
D25.1	Intramural leiomyoma of uterus	ICD-10-CM	Diagnosis
D25.2	Subserosal leiomyoma of uterus	ICD-10-CM	Diagnosis
D25.9	Leiomyoma of uterus, unspecified	ICD-10-CM	Diagnosis
D37.01	Neoplasm of uncertain behavior of lip	ICD-10-CM	Diagnosis
D37.02	Neoplasm of uncertain behavior of tongue	ICD-10-CM	Diagnosis
D37.030	Neoplasm of uncertain behavior of the parotid salivary glands	ICD-10-CM	Diagnosis
D37.031	Neoplasm of uncertain behavior of the sublingual salivary glands	ICD-10-CM	Diagnosis
D37.032	Neoplasm of uncertain behavior of the submandibular salivary glands	ICD-10-CM	Diagnosis
D37.039	Neoplasm of uncertain behavior of the major salivary glands, unspecified	ICD-10-CM	Diagnosis
D37.04	Neoplasm of uncertain behavior of the minor salivary glands	ICD-10-CM	Diagnosis

**Appendix C. List of International Classification of Diseases, Ninth Revision, Clinical Modification (ICD-9-CM), International Classification of Diseases, Tenth Revision, Clinical Modification (ICD-10-CM), International Classification of Diseases, Tenth Revision, Procedure Coding System (ICD-10-PCS), Healthcare Common Procedure Coding System (HCPCS), and Current Procedural Terminology, Fourth Edition (CPT-4) Diagnosis and Procedure Codes Assessed in the Procedure Table Used to Define Inclusion and Exclusion Criteria in this Request**

<b>Code</b>	<b>Description</b>	<b>Code Type</b>	<b>Code Category</b>
D37.05	Neoplasm of uncertain behavior of pharynx	ICD-10-CM	Diagnosis
D37.09	Neoplasm of uncertain behavior of other specified sites of the oral cavity	ICD-10-CM	Diagnosis
D37.1	Neoplasm of uncertain behavior of stomach	ICD-10-CM	Diagnosis
D37.2	Neoplasm of uncertain behavior of small intestine	ICD-10-CM	Diagnosis
D37.3	Neoplasm of uncertain behavior of appendix	ICD-10-CM	Diagnosis
D37.4	Neoplasm of uncertain behavior of colon	ICD-10-CM	Diagnosis
D37.5	Neoplasm of uncertain behavior of rectum	ICD-10-CM	Diagnosis
D37.6	Neoplasm of uncertain behavior of liver, gallbladder and bile ducts	ICD-10-CM	Diagnosis
D37.8	Neoplasm of uncertain behavior of other specified digestive organs	ICD-10-CM	Diagnosis
D37.9	Neoplasm of uncertain behavior of digestive organ, unspecified	ICD-10-CM	Diagnosis
D38.0	Neoplasm of uncertain behavior of larynx	ICD-10-CM	Diagnosis
D38.1	Neoplasm of uncertain behavior of trachea, bronchus and lung	ICD-10-CM	Diagnosis
D38.2	Neoplasm of uncertain behavior of pleura	ICD-10-CM	Diagnosis
D38.3	Neoplasm of uncertain behavior of mediastinum	ICD-10-CM	Diagnosis
D38.4	Neoplasm of uncertain behavior of thymus	ICD-10-CM	Diagnosis
D38.5	Neoplasm of uncertain behavior of other respiratory organs	ICD-10-CM	Diagnosis
D38.6	Neoplasm of uncertain behavior of respiratory organ, unspecified	ICD-10-CM	Diagnosis
D39.0	Neoplasm of uncertain behavior of uterus	ICD-10-CM	Diagnosis
D39.10	Neoplasm of uncertain behavior of unspecified ovary	ICD-10-CM	Diagnosis
D39.11	Neoplasm of uncertain behavior of right ovary	ICD-10-CM	Diagnosis
D39.12	Neoplasm of uncertain behavior of left ovary	ICD-10-CM	Diagnosis
D39.2	Neoplasm of uncertain behavior of placenta	ICD-10-CM	Diagnosis
D39.8	Neoplasm of uncertain behavior of other specified female genital organs	ICD-10-CM	Diagnosis
D39.9	Neoplasm of uncertain behavior of female genital organ, unspecified	ICD-10-CM	Diagnosis
D3A.00	Benign carcinoid tumor of unspecified site	ICD-10-CM	Diagnosis
D3A.010	Benign carcinoid tumor of the duodenum	ICD-10-CM	Diagnosis
D3A.011	Benign carcinoid tumor of the jejunum	ICD-10-CM	Diagnosis
D3A.012	Benign carcinoid tumor of the ileum	ICD-10-CM	Diagnosis
D3A.019	Benign carcinoid tumor of the small intestine, unspecified portion	ICD-10-CM	Diagnosis
D3A.020	Benign carcinoid tumor of the appendix	ICD-10-CM	Diagnosis
D3A.021	Benign carcinoid tumor of the cecum	ICD-10-CM	Diagnosis
D3A.022	Benign carcinoid tumor of the ascending colon	ICD-10-CM	Diagnosis
D3A.023	Benign carcinoid tumor of the transverse colon	ICD-10-CM	Diagnosis
D3A.024	Benign carcinoid tumor of the descending colon	ICD-10-CM	Diagnosis
D3A.025	Benign carcinoid tumor of the sigmoid colon	ICD-10-CM	Diagnosis
D3A.026	Benign carcinoid tumor of the rectum	ICD-10-CM	Diagnosis
D3A.029	Benign carcinoid tumor of the large intestine, unspecified portion	ICD-10-CM	Diagnosis
D3A.090	Benign carcinoid tumor of the bronchus and lung	ICD-10-CM	Diagnosis
D3A.091	Benign carcinoid tumor of the thymus	ICD-10-CM	Diagnosis
D3A.092	Benign carcinoid tumor of the stomach	ICD-10-CM	Diagnosis

**Appendix C. List of International Classification of Diseases, Ninth Revision, Clinical Modification (ICD-9-CM), International Classification of Diseases, Tenth Revision, Clinical Modification (ICD-10-CM), International Classification of Diseases, Tenth Revision, Procedure Coding System (ICD-10-PCS), Healthcare Common Procedure Coding System (HCPCS), and Current Procedural Terminology, Fourth Edition (CPT-4) Diagnosis and Procedure Codes Assessed in the Procedure Table Used to Define Inclusion and Exclusion Criteria in this Request**

<b>Code</b>	<b>Description</b>	<b>Code Type</b>	<b>Code Category</b>
D3A.093	Benign carcinoid tumor of the kidney	ICD-10-CM	Diagnosis
D3A.094	Benign carcinoid tumor of the foregut, unspecified	ICD-10-CM	Diagnosis
D3A.095	Benign carcinoid tumor of the midgut, unspecified	ICD-10-CM	Diagnosis
D3A.096	Benign carcinoid tumor of the hindgut, unspecified	ICD-10-CM	Diagnosis
D3A.098	Benign carcinoid tumors of other sites	ICD-10-CM	Diagnosis
D3A.8	Other benign neuroendocrine tumors	ICD-10-CM	Diagnosis
D40.0	Neoplasm of uncertain behavior of prostate	ICD-10-CM	Diagnosis
D40.10	Neoplasm of uncertain behavior of unspecified testis	ICD-10-CM	Diagnosis
D40.11	Neoplasm of uncertain behavior of right testis	ICD-10-CM	Diagnosis
D40.12	Neoplasm of uncertain behavior of left testis	ICD-10-CM	Diagnosis
D40.8	Neoplasm of uncertain behavior of other specified male genital organs	ICD-10-CM	Diagnosis
D40.9	Neoplasm of uncertain behavior of male genital organ, unspecified	ICD-10-CM	Diagnosis
D41.00	Neoplasm of uncertain behavior of unspecified kidney	ICD-10-CM	Diagnosis
D41.01	Neoplasm of uncertain behavior of right kidney	ICD-10-CM	Diagnosis
D41.02	Neoplasm of uncertain behavior of left kidney	ICD-10-CM	Diagnosis
D41.10	Neoplasm of uncertain behavior of unspecified renal pelvis	ICD-10-CM	Diagnosis
D41.11	Neoplasm of uncertain behavior of right renal pelvis	ICD-10-CM	Diagnosis
D41.12	Neoplasm of uncertain behavior of left renal pelvis	ICD-10-CM	Diagnosis
D41.20	Neoplasm of uncertain behavior of unspecified ureter	ICD-10-CM	Diagnosis
D41.21	Neoplasm of uncertain behavior of right ureter	ICD-10-CM	Diagnosis
D41.22	Neoplasm of uncertain behavior of left ureter	ICD-10-CM	Diagnosis
D41.3	Neoplasm of uncertain behavior of urethra	ICD-10-CM	Diagnosis
D41.4	Neoplasm of uncertain behavior of bladder	ICD-10-CM	Diagnosis
D41.8	Neoplasm of uncertain behavior of other specified urinary organs	ICD-10-CM	Diagnosis
D41.9	Neoplasm of uncertain behavior of unspecified urinary organ	ICD-10-CM	Diagnosis
D42.0	Neoplasm of uncertain behavior of cerebral meninges	ICD-10-CM	Diagnosis
D42.1	Neoplasm of uncertain behavior of spinal meninges	ICD-10-CM	Diagnosis
D42.9	Neoplasm of uncertain behavior of meninges, unspecified	ICD-10-CM	Diagnosis
D43.0	Neoplasm of uncertain behavior of brain, supratentorial	ICD-10-CM	Diagnosis
D43.1	Neoplasm of uncertain behavior of brain, infratentorial	ICD-10-CM	Diagnosis
D43.2	Neoplasm of uncertain behavior of brain, unspecified	ICD-10-CM	Diagnosis
D43.3	Neoplasm of uncertain behavior of cranial nerves	ICD-10-CM	Diagnosis
D43.4	Neoplasm of uncertain behavior of spinal cord	ICD-10-CM	Diagnosis
D43.8	Neoplasm of uncertain behavior of other specified parts of central nervous system	ICD-10-CM	Diagnosis
D43.9	Neoplasm of uncertain behavior of central nervous system, unspecified	ICD-10-CM	Diagnosis
D44.0	Neoplasm of uncertain behavior of thyroid gland	ICD-10-CM	Diagnosis
D44.10	Neoplasm of uncertain behavior of unspecified adrenal gland	ICD-10-CM	Diagnosis
D44.11	Neoplasm of uncertain behavior of right adrenal gland	ICD-10-CM	Diagnosis
D44.12	Neoplasm of uncertain behavior of left adrenal gland	ICD-10-CM	Diagnosis

**Appendix C. List of International Classification of Diseases, Ninth Revision, Clinical Modification (ICD-9-CM), International Classification of Diseases, Tenth Revision, Clinical Modification (ICD-10-CM), International Classification of Diseases, Tenth Revision, Procedure Coding System (ICD-10-PCS), Healthcare Common Procedure Coding System (HCPCS), and Current Procedural Terminology, Fourth Edition (CPT-4) Diagnosis and Procedure Codes Assessed in the Procedure Table Used to Define Inclusion and Exclusion Criteria in this Request**

<b>Code</b>	<b>Description</b>	<b>Code Type</b>	<b>Code Category</b>
D44.2	Neoplasm of uncertain behavior of parathyroid gland	ICD-10-CM	Diagnosis
D44.3	Neoplasm of uncertain behavior of pituitary gland	ICD-10-CM	Diagnosis
D44.4	Neoplasm of uncertain behavior of craniopharyngeal duct	ICD-10-CM	Diagnosis
D44.5	Neoplasm of uncertain behavior of pineal gland	ICD-10-CM	Diagnosis
D44.6	Neoplasm of uncertain behavior of carotid body	ICD-10-CM	Diagnosis
D44.7	Neoplasm of uncertain behavior of aortic body and other paraganglia	ICD-10-CM	Diagnosis
D44.9	Neoplasm of uncertain behavior of unspecified endocrine gland	ICD-10-CM	Diagnosis
D46.0	Refractory anemia without ring sideroblasts, so stated	ICD-10-CM	Diagnosis
D46.1	Refractory anemia with ring sideroblasts	ICD-10-CM	Diagnosis
D46.20	Refractory anemia with excess of blasts, unspecified	ICD-10-CM	Diagnosis
D46.21	Refractory anemia with excess of blasts 1	ICD-10-CM	Diagnosis
D46.22	Refractory anemia with excess of blasts 2	ICD-10-CM	Diagnosis
D46.4	Refractory anemia, unspecified	ICD-10-CM	Diagnosis
D46.9	Myelodysplastic syndrome, unspecified	ICD-10-CM	Diagnosis
D46.A	Refractory cytopenia with multilineage dysplasia	ICD-10-CM	Diagnosis
D46.B	Refractory cytopenia with multilineage dysplasia and ring sideroblasts	ICD-10-CM	Diagnosis
D46.C	Myelodysplastic syndrome with isolated del(5q) chromosomal abnormality	ICD-10-CM	Diagnosis
D46.Z	Other myelodysplastic syndromes	ICD-10-CM	Diagnosis
D47.01	Cutaneous mastocytosis	ICD-10-CM	Diagnosis
D47.02	Systemic mastocytosis	ICD-10-CM	Diagnosis
D47.09	Other mast cell neoplasms of uncertain behavior	ICD-10-CM	Diagnosis
D47.1	Chronic myeloproliferative disease	ICD-10-CM	Diagnosis
D47.3	Essential (hemorrhagic) thrombocythemia	ICD-10-CM	Diagnosis
D47.9	Neoplasm of uncertain behavior of lymphoid, hematopoietic and related tissue, unspecified	ICD-10-CM	Diagnosis
D47.Z1	Post-transplant lymphoproliferative disorder (PTLD)	ICD-10-CM	Diagnosis
D47.Z2	Castleman disease	ICD-10-CM	Diagnosis
D47.Z9	Other specified neoplasms of uncertain behavior of lymphoid, hematopoietic and related tissue	ICD-10-CM	Diagnosis
D48.0	Neoplasm of uncertain behavior of bone and articular cartilage	ICD-10-CM	Diagnosis
D48.1	Neoplasm of uncertain behavior of connective and other soft tissue	ICD-10-CM	Diagnosis
D48.2	Neoplasm of uncertain behavior of peripheral nerves and autonomic nervous system	ICD-10-CM	Diagnosis
D48.3	Neoplasm of uncertain behavior of retroperitoneum	ICD-10-CM	Diagnosis
D48.4	Neoplasm of uncertain behavior of peritoneum	ICD-10-CM	Diagnosis
D48.5	Neoplasm of uncertain behavior of skin	ICD-10-CM	Diagnosis
D48.60	Neoplasm of uncertain behavior of unspecified breast	ICD-10-CM	Diagnosis
D48.61	Neoplasm of uncertain behavior of right breast	ICD-10-CM	Diagnosis
D48.62	Neoplasm of uncertain behavior of left breast	ICD-10-CM	Diagnosis
D48.7	Neoplasm of uncertain behavior of other specified sites	ICD-10-CM	Diagnosis

**Appendix C. List of International Classification of Diseases, Ninth Revision, Clinical Modification (ICD-9-CM), International Classification of Diseases, Tenth Revision, Clinical Modification (ICD-10-CM), International Classification of Diseases, Tenth Revision, Procedure Coding System (ICD-10-PCS), Healthcare Common Procedure Coding System (HCPCS), and Current Procedural Terminology, Fourth Edition (CPT-4) Diagnosis and Procedure Codes Assessed in the Procedure Table Used to Define Inclusion and Exclusion Criteria in this Request**

<b>Code</b>	<b>Description</b>	<b>Code Type</b>	<b>Code Category</b>
D48.9	Neoplasm of uncertain behavior, unspecified	ICD-10-CM	Diagnosis
D49.0	Neoplasm of unspecified behavior of digestive system	ICD-10-CM	Diagnosis
D49.1	Neoplasm of unspecified behavior of respiratory system	ICD-10-CM	Diagnosis
D49.2	Neoplasm of unspecified behavior of bone, soft tissue, and skin	ICD-10-CM	Diagnosis
D49.3	Neoplasm of unspecified behavior of breast	ICD-10-CM	Diagnosis
D49.4	Neoplasm of unspecified behavior of bladder	ICD-10-CM	Diagnosis
D49.511	Neoplasm of unspecified behavior of right kidney	ICD-10-CM	Diagnosis
D49.512	Neoplasm of unspecified behavior of left kidney	ICD-10-CM	Diagnosis
D49.519	Neoplasm of unspecified behavior of unspecified kidney	ICD-10-CM	Diagnosis
D49.59	Neoplasm of unspecified behavior of other genitourinary organ	ICD-10-CM	Diagnosis
D49.6	Neoplasm of unspecified behavior of brain	ICD-10-CM	Diagnosis
D49.7	Neoplasm of unspecified behavior of endocrine glands and other parts of nervous system	ICD-10-CM	Diagnosis
D49.81	Neoplasm of unspecified behavior of retina and choroid	ICD-10-CM	Diagnosis
D49.89	Neoplasm of unspecified behavior of other specified sites	ICD-10-CM	Diagnosis
D49.9	Neoplasm of unspecified behavior of unspecified site	ICD-10-CM	Diagnosis
Q85.00	Neurofibromatosis, unspecified	ICD-10-CM	Diagnosis
Q85.01	Neurofibromatosis, type 1	ICD-10-CM	Diagnosis
Q85.02	Neurofibromatosis, type 2	ICD-10-CM	Diagnosis
Q85.03	Schwannomatosis	ICD-10-CM	Diagnosis
Q85.09	Other neurofibromatosis	ICD-10-CM	Diagnosis
55859	Transperineal placement of needles or catheters into prostate for interstitial radioelement application, with or without cystoscopy	CPT-4	Procedure
55860	Exposure of prostate, any approach, for insertion of radioactive substance;	CPT-4	Procedure
55862	Exposure of prostate, any approach, for insertion of radioactive substance; with lymph node biopsy(s) (limited pelvic lymphadenectomy)	CPT-4	Procedure
55865	Exposure of prostate, any approach, for insertion of radioactive substance; with bilateral pelvic lymphadenectomy, including external iliac, hypogastric and obturator nodes	CPT-4	Procedure
55875	Transperineal placement of needles or catheters into prostate for interstitial radioelement application, with or without cystoscopy	CPT-4	Procedure
76950	Ultrasonic guidance for placement of radiation therapy fields	CPT-4	Procedure
76960	Ultrasonic guidance for placement of radiation therapy fields, except for B-scan echography	CPT-4	Procedure
77280	Therapeutic radiology simulation-aided field setting; simple	CPT-4	Procedure
77285	Therapeutic radiology simulation-aided field setting; intermediate	CPT-4	Procedure
77290	Therapeutic radiology simulation-aided field setting; complex	CPT-4	Procedure
77295	3-dimensional radiotherapy plan, including dose-volume histograms	CPT-4	Procedure
77299	Unlisted procedure, therapeutic radiology clinical treatment planning	CPT-4	Procedure

**Appendix C. List of International Classification of Diseases, Ninth Revision, Clinical Modification (ICD-9-CM), International Classification of Diseases, Tenth Revision, Clinical Modification (ICD-10-CM), International Classification of Diseases, Tenth Revision, Procedure Coding System (ICD-10-PCS), Healthcare Common Procedure Coding System (HCPCS), and Current Procedural Terminology, Fourth Edition (CPT-4) Diagnosis and Procedure Codes Assessed in the Procedure Table Used to Define Inclusion and Exclusion Criteria in this Request**

<b>Code</b>	<b>Description</b>	<b>Code Type</b>	<b>Code Category</b>
77300	Basic radiation dosimetry calculation, central axis depth dose calculation, TDF, NSD, gap calculation, off axis factor, tissue inhomogeneity factors, calculation of non-ionizing radiation surface and depth dose, as required during course of treatment, only when prescribed by the treating physician	CPT-4	Procedure
77305	Teletherapy, isodose plan (whether hand or computer calculated); simple (1 or 2 parallel opposed unmodified ports directed to a single area of interest)	CPT-4	Procedure
77310	Teletherapy, isodose plan (whether hand or computer calculated); intermediate (3 or more treatment ports directed to a single area of interest)	CPT-4	Procedure
77315	Teletherapy, isodose plan (whether hand or computer calculated); complex (mantle or inverted Y, tangential ports, the use of wedges, compensators, complex blocking, rotational beam, or special beam considerations)	CPT-4	Procedure
77321	Special teletherapy port plan, particles, hemibody, total body	CPT-4	Procedure
77326	Brachytherapy isodose plan; simple (calculation made from single plane, 1 to 4 sources/ribbon application, remote afterloading brachytherapy, 1 to 8 sources)	CPT-4	Procedure
77327	Brachytherapy isodose plan; intermediate (multiplane dosage calculations, application involving 5 to 10 sources/ribbons, remote afterloading brachytherapy, 9 to 12 sources)	CPT-4	Procedure
77328	Brachytherapy isodose plan; complex (multiplane isodose plan, volume implant calculations, over 10 sources/ribbons used, special spatial reconstruction, remote afterloading brachytherapy, over 12 sources)	CPT-4	Procedure
77401	Radiation treatment delivery, superficial and/or ortho voltage, per day	CPT-4	Procedure
77402	Radiation treatment delivery, =>1 MeV; simple	CPT-4	Procedure
77403	Radiation treatment delivery, single treatment area, single port or parallel opposed ports, simple blocks or no blocks; 6-10 MeV	CPT-4	Procedure
77404	Radiation treatment delivery, single treatment area, single port or parallel opposed ports, simple blocks or no blocks; 11-19 MeV	CPT-4	Procedure
77406	Radiation treatment delivery, single treatment area, single port or parallel opposed ports, simple blocks or no blocks; 20 MeV or greater	CPT-4	Procedure
77407	Radiation treatment delivery, =>1 MeV; intermediate	CPT-4	Procedure
77408	Radiation treatment delivery, 2 separate treatment areas, 3 or more ports on a single treatment area, use of multiple blocks; 6-10 MeV	CPT-4	Procedure
77409	Radiation treatment delivery, 2 separate treatment areas, 3 or more ports on a single treatment area, use of multiple blocks; 11-19 MeV	CPT-4	Procedure
77411	Radiation treatment delivery, 2 separate treatment areas, 3 or more ports on a single treatment area, use of multiple blocks; 20 MeV or greater	CPT-4	Procedure
77412	Radiation treatment delivery, =>1 MeV; complex	CPT-4	Procedure
77413	Radiation treatment delivery, 3 or more separate treatment areas, custom blocking, tangential ports, wedges, rotational beam, compensators, electron beam; 6-10 MeV	CPT-4	Procedure

**Appendix C. List of International Classification of Diseases, Ninth Revision, Clinical Modification (ICD-9-CM), International Classification of Diseases, Tenth Revision, Clinical Modification (ICD-10-CM), International Classification of Diseases, Tenth Revision, Procedure Coding System (ICD-10-PCS), Healthcare Common Procedure Coding System (HCPCS), and Current Procedural Terminology, Fourth Edition (CPT-4) Diagnosis and Procedure Codes Assessed in the Procedure Table Used to Define Inclusion and Exclusion Criteria in this Request**

<b>Code</b>	<b>Description</b>	<b>Code Type</b>	<b>Code Category</b>
77414	Radiation treatment delivery, 3 or more separate treatment areas, custom blocking, tangential ports, wedges, rotational beam, compensators, electron beam; 11-19 MeV	CPT-4	Procedure
77416	Radiation treatment delivery, 3 or more separate treatment areas, custom blocking, tangential ports, wedges, rotational beam, compensators, electron beam; 20 MeV or greater	CPT-4	Procedure
77427	Radiation treatment management, 5 treatments	CPT-4	Procedure
77432	Stereotactic radiation treatment management of cranial lesion(s) (complete course of treatment consisting of 1 session)	CPT-4	Procedure
77469	Intraoperative radiation treatment management	CPT-4	Procedure
77470	Special treatment procedure (eg, total body irradiation, hemibody radiation, per oral or endocavitary irradiation)	CPT-4	Procedure
77499	Unlisted procedure, therapeutic radiology treatment management	CPT-4	Procedure
77750	Infusion or instillation of radioelement solution (includes 3-month follow-up care)	CPT-4	Procedure
77761	Intracavitary radiation source application; simple	CPT-4	Procedure
77762	Intracavitary radiation source application; intermediate	CPT-4	Procedure
77763	Intracavitary radiation source application; complex	CPT-4	Procedure
77776	Interstitial radiation source application; simple	CPT-4	Procedure
77777	Interstitial radiation source application; intermediate	CPT-4	Procedure
77778	Interstitial radiation source application; complex	CPT-4	Procedure
77781	Remote afterloading high intensity brachytherapy; 1-4 source positions or catheters	CPT-4	Procedure
77782	Remote afterloading high intensity brachytherapy; 5-8 source positions or catheters	CPT-4	Procedure
77783	Remote afterloading high intensity brachytherapy; 9-12 source positions or catheters	CPT-4	Procedure
77784	Remote afterloading high intensity brachytherapy; over 12 source positions or catheters	CPT-4	Procedure
77785	Remote afterloading high dose rate radionuclide brachytherapy; 1 channel	CPT-4	Procedure
77786	Remote afterloading high dose rate radionuclide brachytherapy; 2-12 channels	CPT-4	Procedure
77787	Remote afterloading high dose rate radionuclide brachytherapy; over 12 channels	CPT-4	Procedure
77789	Surface application of low dose rate radionuclide source	CPT-4	Procedure
77799	Unlisted procedure, clinical brachytherapy	CPT-4	Procedure
79005	Radiopharmaceutical therapy, by oral administration	CPT-4	Procedure
79101	Radiopharmaceutical therapy, by intravenous administration	CPT-4	Procedure
79200	Radiopharmaceutical therapy, by intracavitary administration	CPT-4	Procedure

**Appendix C. List of International Classification of Diseases, Ninth Revision, Clinical Modification (ICD-9-CM), International Classification of Diseases, Tenth Revision, Clinical Modification (ICD-10-CM), International Classification of Diseases, Tenth Revision, Procedure Coding System (ICD-10-PCS), Healthcare Common Procedure Coding System (HCPCS), and Current Procedural Terminology, Fourth Edition (CPT-4) Diagnosis and Procedure Codes Assessed in the Procedure Table Used to Define Inclusion and Exclusion Criteria in this Request**

<b>Code</b>	<b>Description</b>	<b>Code Type</b>	<b>Code Category</b>
79300	Radiopharmaceutical therapy, by interstitial radioactive colloid administration	CPT-4	Procedure
79400	Radiopharmaceutical therapy, nonthyroid, nonhematologic by intervenous injection	CPT-4	Procedure
79403	Radiopharmaceutical therapy, radiolabeled monoclonal antibody by intravenous infusion	CPT-4	Procedure
79420	Intravascular radiopharmaceutical therapy, particulate	CPT-4	Procedure
79440	Radiopharmaceutical therapy, by intra-articular administration	CPT-4	Procedure
79900	Provision of therapeutic radiopharmaceutical(s)	CPT-4	Procedure
79999	Radiopharmaceutical therapy, unlisted procedure	CPT-4	Procedure
11600	Excision, malignant lesion including margins, trunk, arms, or legs; excised diameter 0.5 cm or less	CPT-4	Procedure
11601	Excision, malignant lesion including margins, trunk, arms, or legs; excised diameter 0.6 to 1.0 cm	CPT-4	Procedure
11602	Excision, malignant lesion including margins, trunk, arms, or legs; excised diameter 1.1 to 2.0 cm	CPT-4	Procedure
11603	Excision, malignant lesion including margins, trunk, arms, or legs; excised diameter 2.1 to 3.0 cm	CPT-4	Procedure
11604	Excision, malignant lesion including margins, trunk, arms, or legs; excised diameter 3.1 to 4.0 cm	CPT-4	Procedure
11606	Excision, malignant lesion including margins, trunk, arms, or legs; excised diameter over 4.0 cm	CPT-4	Procedure
11620	Excision, malignant lesion including margins, scalp, neck, hands, feet, genitalia; excised diameter 0.5 cm or less	CPT-4	Procedure
11621	Excision, malignant lesion including margins, scalp, neck, hands, feet, genitalia; excised diameter 0.6 to 1.0 cm	CPT-4	Procedure
11622	Excision, malignant lesion including margins, scalp, neck, hands, feet, genitalia; excised diameter 1.1 to 2.0 cm	CPT-4	Procedure
11623	Excision, malignant lesion including margins, scalp, neck, hands, feet, genitalia; excised diameter 2.1 to 3.0 cm	CPT-4	Procedure
11624	Excision, malignant lesion including margins, scalp, neck, hands, feet, genitalia; excised diameter 3.1 to 4.0 cm	CPT-4	Procedure
11626	Excision, malignant lesion including margins, scalp, neck, hands, feet, genitalia; excised diameter over 4.0 cm	CPT-4	Procedure
11640	Excision, malignant lesion including margins, face, ears, eyelids, nose, lips; excised diameter 0.5 cm or less	CPT-4	Procedure
11641	Excision, malignant lesion including margins, face, ears, eyelids, nose, lips; excised diameter 0.6 to 1.0 cm	CPT-4	Procedure
11642	Excision, malignant lesion including margins, face, ears, eyelids, nose, lips; excised diameter 1.1 to 2.0 cm	CPT-4	Procedure



**Appendix C. List of International Classification of Diseases, Ninth Revision, Clinical Modification (ICD-9-CM), International Classification of Diseases, Tenth Revision, Clinical Modification (ICD-10-CM), International Classification of Diseases, Tenth Revision, Procedure Coding System (ICD-10-PCS), Healthcare Common Procedure Coding System (HCPCS), and Current Procedural Terminology, Fourth Edition (CPT-4) Diagnosis and Procedure Codes Assessed in the Procedure Table Used to Define Inclusion and Exclusion Criteria in this Request**

<b>Code</b>	<b>Description</b>	<b>Code Type</b>	<b>Code Category</b>
11643	Excision, malignant lesion including margins, face, ears, eyelids, nose, lips; excised diameter 2.1 to 3.0 cm	CPT-4	Procedure
11644	Excision, malignant lesion including margins, face, ears, eyelids, nose, lips; excised diameter 3.1 to 4.0 cm	CPT-4	Procedure
11646	Excision, malignant lesion including margins, face, ears, eyelids, nose, lips; excised diameter over 4.0 cm	CPT-4	Procedure
17260	Destruction, malignant lesion (eg, laser surgery, electrosurgery, cryosurgery, chemosurgery, surgical curettement), trunk, arms or legs; lesion diameter 0.5 cm or less	CPT-4	Procedure
17261	Destruction, malignant lesion (eg, laser surgery, electrosurgery, cryosurgery, chemosurgery, surgical curettement), trunk, arms or legs; lesion diameter 0.6 to 1.0 cm	CPT-4	Procedure
17262	Destruction, malignant lesion (eg, laser surgery, electrosurgery, cryosurgery, chemosurgery, surgical curettement), trunk, arms or legs; lesion diameter 1.1 to 2.0 cm	CPT-4	Procedure
17263	Destruction, malignant lesion (eg, laser surgery, electrosurgery, cryosurgery, chemosurgery, surgical curettement), trunk, arms or legs; lesion diameter 2.1 to 3.0 cm	CPT-4	Procedure
17264	Destruction, malignant lesion (eg, laser surgery, electrosurgery, cryosurgery, chemosurgery, surgical curettement), trunk, arms or legs; lesion diameter 3.1 to 4.0 cm	CPT-4	Procedure
17266	Destruction, malignant lesion (eg, laser surgery, electrosurgery, cryosurgery, chemosurgery, surgical curettement), trunk, arms or legs; lesion diameter over 4.0 cm	CPT-4	Procedure
17270	Destruction, malignant lesion (eg, laser surgery, electrosurgery, cryosurgery, chemosurgery, surgical curettement), scalp, neck, hands, feet, genitalia; lesion diameter 0.5 cm or less	CPT-4	Procedure
17271	Destruction, malignant lesion (eg, laser surgery, electrosurgery, cryosurgery, chemosurgery, surgical curettement), scalp, neck, hands, feet, genitalia; lesion diameter 0.6 to 1.0 cm	CPT-4	Procedure
17272	Destruction, malignant lesion (eg, laser surgery, electrosurgery, cryosurgery, chemosurgery, surgical curettement), scalp, neck, hands, feet, genitalia; lesion diameter 1.1 to 2.0 cm	CPT-4	Procedure
17273	Destruction, malignant lesion (eg, laser surgery, electrosurgery, cryosurgery, chemosurgery, surgical curettement), scalp, neck, hands, feet, genitalia; lesion diameter 2.1 to 3.0 cm	CPT-4	Procedure
17274	Destruction, malignant lesion (eg, laser surgery, electrosurgery, cryosurgery, chemosurgery, surgical curettement), scalp, neck, hands, feet, genitalia; lesion diameter 3.1 to 4.0 cm	CPT-4	Procedure

**Appendix C. List of International Classification of Diseases, Ninth Revision, Clinical Modification (ICD-9-CM), International Classification of Diseases, Tenth Revision, Clinical Modification (ICD-10-CM), International Classification of Diseases, Tenth Revision, Procedure Coding System (ICD-10-PCS), Healthcare Common Procedure Coding System (HCPCS), and Current Procedural Terminology, Fourth Edition (CPT-4) Diagnosis and Procedure Codes Assessed in the Procedure Table Used to Define Inclusion and Exclusion Criteria in this Request**

<b>Code</b>	<b>Description</b>	<b>Code Type</b>	<b>Code Category</b>
17276	Destruction, malignant lesion (eg, laser surgery, electrosurgery, cryosurgery, chemosurgery, surgical curettement), scalp, neck, hands, feet, genitalia; lesion diameter over 4.0 cm	CPT-4	Procedure
17280	Destruction, malignant lesion (eg, laser surgery, electrosurgery, cryosurgery, chemosurgery, surgical curettement), face, ears, eyelids, nose, lips, mucous membrane; lesion diameter 0.5 cm or less	CPT-4	Procedure
17281	Destruction, malignant lesion (eg, laser surgery, electrosurgery, cryosurgery, chemosurgery, surgical curettement), face, ears, eyelids, nose, lips, mucous membrane; lesion diameter 0.6 to 1.0 cm	CPT-4	Procedure
17282	Destruction, malignant lesion (eg, laser surgery, electrosurgery, cryosurgery, chemosurgery, surgical curettement), face, ears, eyelids, nose, lips, mucous membrane; lesion diameter 1.1 to 2.0 cm	CPT-4	Procedure
17283	Destruction, malignant lesion (eg, laser surgery, electrosurgery, cryosurgery, chemosurgery, surgical curettement), face, ears, eyelids, nose, lips, mucous membrane; lesion diameter 2.1 to 3.0 cm	CPT-4	Procedure
17284	Destruction, malignant lesion (eg, laser surgery, electrosurgery, cryosurgery, chemosurgery, surgical curettement), face, ears, eyelids, nose, lips, mucous membrane; lesion diameter 3.1 to 4.0 cm	CPT-4	Procedure
17286	Destruction, malignant lesion (eg, laser surgery, electrosurgery, cryosurgery, chemosurgery, surgical curettement), face, ears, eyelids, nose, lips, mucous membrane; lesion diameter over 4.0 cm	CPT-4	Procedure
17304	Chemosurgery (Mohs micrographic technique), including removal of all gross tumor, surgical excision of tissue specimens, mapping, color coding of specimens, microscopic examination of specimens by the surgeon, and complete histopathologic preparation including the first routine stain (eg, hematoxylin and eosin, toluidine blue); first stage, fresh tissue technique, up to 5 specimens	CPT-4	Procedure
17305	Chemosurgery (Mohs micrographic technique), including removal of all gross tumor, surgical excision of tissue specimens, mapping, color coding of specimens, microscopic examination of specimens by the surgeon, and complete histopathologic preparation including the first routine stain (eg, hematoxylin and eosin, toluidine blue); second stage, fixed or fresh tissue, up to 5 specimens	CPT-4	Procedure
17306	Chemosurgery (Mohs micrographic technique), including removal of all gross tumor, surgical excision of tissue specimens, mapping, color coding of specimens, microscopic examination of specimens by the surgeon, and complete histopathologic preparation including the first routine stain (eg, hematoxylin and eosin, toluidine blue); third stage, fixed or fresh tissue, up to 5 specimens	CPT-4	Procedure

**Appendix C. List of International Classification of Diseases, Ninth Revision, Clinical Modification (ICD-9-CM), International Classification of Diseases, Tenth Revision, Clinical Modification (ICD-10-CM), International Classification of Diseases, Tenth Revision, Procedure Coding System (ICD-10-PCS), Healthcare Common Procedure Coding System (HCPCS), and Current Procedural Terminology, Fourth Edition (CPT-4) Diagnosis and Procedure Codes Assessed in the Procedure Table Used to Define Inclusion and Exclusion Criteria in this Request**

<b>Code</b>	<b>Description</b>	<b>Code Type</b>	<b>Code Category</b>
17307	Chemosurgery (Mohs micrographic technique), including removal of all gross tumor, surgical excision of tissue specimens, mapping, color coding of specimens, microscopic examination of specimens by the surgeon, and complete histopathologic preparation including the first routine stain (eg, hematoxylin and eosin, toluidine blue); additional stage(s), up to 5 specimens, each stage	CPT-4	Procedure
17310	Chemosurgery (Mohs micrographic technique), including removal of all gross tumor, surgical excision of tissue specimens, mapping, color coding of specimens, microscopic examination of specimens by the surgeon, and complete histopathologic preparation including the first routine stain (eg, hematoxylin and eosin, toluidine blue); each additional specimen, after the first 5 specimens, fixed or fresh tissue, any stage (List separately in addition to code for primary procedure)	CPT-4	Procedure
17311	Mohs micrographic technique, including removal of all gross tumor, surgical excision of tissue specimens, mapping, color coding of specimens, microscopic examination of specimens by the surgeon, and histopathologic preparation including routine stain(s) (eg, hematoxylin and eosin, toluidine blue), head, neck, hands, feet, genitalia, or any location with surgery directly involving muscle, cartilage, bone, tendon, major nerves, or vessels; first stage, up to 5 tissue blocks	CPT-4	Procedure
17312	Mohs micrographic technique, including removal of all gross tumor, surgical excision of tissue specimens, mapping, color coding of specimens, microscopic examination of specimens by the surgeon, and histopathologic preparation including routine stain(s) (eg, hematoxylin and eosin, toluidine blue), head, neck, hands, feet, genitalia, or any location with surgery directly involving muscle, cartilage, bone, tendon, major nerves, or vessels; each additional stage after the first stage, up to 5 tissue blocks (List separately in addition to code for primary procedure)	CPT-4	Procedure
17313	Mohs micrographic technique, including removal of all gross tumor, surgical excision of tissue specimens, mapping, color coding of specimens, microscopic examination of specimens by the surgeon, and histopathologic preparation including routine stain(s) (eg, hematoxylin and eosin, toluidine blue), of the trunk, arms, or legs; first stage, up to 5 tissue blocks	CPT-4	Procedure
17314	Mohs micrographic technique, including removal of all gross tumor, surgical excision of tissue specimens, mapping, color coding of specimens, microscopic examination of specimens by the surgeon, and histopathologic preparation including routine stain(s) (eg, hematoxylin and eosin, toluidine blue), of the trunk, arms, or legs; each additional stage after the first stage, up to 5 tissue blocks (List separately in addition to code for primary procedure)	CPT-4	Procedure

**Appendix C. List of International Classification of Diseases, Ninth Revision, Clinical Modification (ICD-9-CM), International Classification of Diseases, Tenth Revision, Clinical Modification (ICD-10-CM), International Classification of Diseases, Tenth Revision, Procedure Coding System (ICD-10-PCS), Healthcare Common Procedure Coding System (HCPCS), and Current Procedural Terminology, Fourth Edition (CPT-4) Diagnosis and Procedure Codes Assessed in the Procedure Table Used to Define Inclusion and Exclusion Criteria in this Request**

<b>Code</b>	<b>Description</b>	<b>Code Type</b>	<b>Code Category</b>
17315	Mohs micrographic technique, including removal of all gross tumor, surgical excision of tissue specimens, mapping, color coding of specimens, microscopic examination of specimens by the surgeon, and histopathologic preparation including routine stain(s) (eg, hematoxylin and eosin, toluidine blue), each additional block after the first 5 tissue blocks, any stage (List separately in addition to code for primary procedure)	CPT-4	Procedure
<b>Radiation</b>			
55859	Transperineal placement of needles or catheters into prostate for interstitial radioelement application, with or without cystoscopy	CPT-4	Procedure
55860	Exposure of prostate, any approach, for insertion of radioactive substance;	CPT-4	Procedure
55862	Exposure of prostate, any approach, for insertion of radioactive substance; with lymph node biopsy(s) (limited pelvic lymphadenectomy)	CPT-4	Procedure
55865	Exposure of prostate, any approach, for insertion of radioactive substance; with bilateral pelvic lymphadenectomy, including external iliac, hypogastric and obturator nodes	CPT-4	Procedure
55875	Transperineal placement of needles or catheters into prostate for interstitial radioelement application, with or without cystoscopy	CPT-4	Procedure
76950	Ultrasonic guidance for placement of radiation therapy fields	CPT-4	Procedure
76960	Ultrasonic guidance for placement of radiation therapy fields, except for B-scan echography	CPT-4	Procedure
77280	Therapeutic radiology simulation-aided field setting; simple	CPT-4	Procedure
77285	Therapeutic radiology simulation-aided field setting; intermediate	CPT-4	Procedure
77290	Therapeutic radiology simulation-aided field setting; complex	CPT-4	Procedure
77295	3-dimensional radiotherapy plan, including dose-volume histograms	CPT-4	Procedure
77299	Unlisted procedure, therapeutic radiology clinical treatment planning	CPT-4	Procedure
77300	Basic radiation dosimetry calculation, central axis depth dose calculation, TDF, NSD, gap calculation, off axis factor, tissue inhomogeneity factors, calculation of non-ionizing radiation surface and depth dose, as required during course of treatment, only when prescribed by the treating physician	CPT-4	Procedure
77305	Teletherapy, isodose plan (whether hand or computer calculated); simple (1 or 2 parallel opposed unmodified ports directed to a single area of interest)	CPT-4	Procedure
77310	Teletherapy, isodose plan (whether hand or computer calculated); intermediate (3 or more treatment ports directed to a single area of interest)	CPT-4	Procedure
77315	Teletherapy, isodose plan (whether hand or computer calculated); complex (mantle or inverted Y, tangential ports, the use of wedges, compensators, complex blocking, rotational beam, or special beam considerations)	CPT-4	Procedure
77321	Special teletherapy port plan, particles, hemibody, total body	CPT-4	Procedure
77326	Brachytherapy isodose plan; simple (calculation made from single plane, 1 to 4 sources/ribbon application, remote afterloading brachytherapy, 1 to 8 sources)	CPT-4	Procedure

**Appendix C. List of International Classification of Diseases, Ninth Revision, Clinical Modification (ICD-9-CM), International Classification of Diseases, Tenth Revision, Clinical Modification (ICD-10-CM), International Classification of Diseases, Tenth Revision, Procedure Coding System (ICD-10-PCS), Healthcare Common Procedure Coding System (HCPCS), and Current Procedural Terminology, Fourth Edition (CPT-4) Diagnosis and Procedure Codes Assessed in the Procedure Table Used to Define Inclusion and Exclusion Criteria in this Request**

<b>Code</b>	<b>Description</b>	<b>Code Type</b>	<b>Code Category</b>
77327	Brachytherapy isodose plan; intermediate (multiplane dosage calculations, application involving 5 to 10 sources/ribbons, remote afterloading brachytherapy, 9 to 12 sources)	CPT-4	Procedure
77328	Brachytherapy isodose plan; complex (multiplane isodose plan, volume implant calculations, over 10 sources/ribbons used, special spatial reconstruction, remote afterloading brachytherapy, over 12 sources)	CPT-4	Procedure
77401	Radiation treatment delivery, superficial and/or ortho voltage, per day	CPT-4	Procedure
77402	Radiation treatment delivery, =>1 MeV; simple	CPT-4	Procedure
77403	Radiation treatment delivery, single treatment area, single port or parallel opposed ports, simple blocks or no blocks; 6-10 MeV	CPT-4	Procedure
77404	Radiation treatment delivery, single treatment area, single port or parallel opposed ports, simple blocks or no blocks; 11-19 MeV	CPT-4	Procedure
77406	Radiation treatment delivery, single treatment area, single port or parallel opposed ports, simple blocks or no blocks; 20 MeV or greater	CPT-4	Procedure
77407	Radiation treatment delivery, =>1 MeV; intermediate	CPT-4	Procedure
77408	Radiation treatment delivery, 2 separate treatment areas, 3 or more ports on a single treatment area, use of multiple blocks; 6-10 MeV	CPT-4	Procedure
77409	Radiation treatment delivery, 2 separate treatment areas, 3 or more ports on a single treatment area, use of multiple blocks; 11-19 MeV	CPT-4	Procedure
77411	Radiation treatment delivery, 2 separate treatment areas, 3 or more ports on a single treatment area, use of multiple blocks; 20 MeV or greater	CPT-4	Procedure
77412	Radiation treatment delivery, =>1 MeV; complex	CPT-4	Procedure
77413	Radiation treatment delivery, 3 or more separate treatment areas, custom blocking, tangential ports, wedges, rotational beam, compensators, electron beam; 6-10 MeV	CPT-4	Procedure
77414	Radiation treatment delivery, 3 or more separate treatment areas, custom blocking, tangential ports, wedges, rotational beam, compensators, electron beam; 11-19 MeV	CPT-4	Procedure
77416	Radiation treatment delivery, 3 or more separate treatment areas, custom blocking, tangential ports, wedges, rotational beam, compensators, electron beam; 20 MeV or greater	CPT-4	Procedure
77427	Radiation treatment management, 5 treatments	CPT-4	Procedure
77432	Stereotactic radiation treatment management of cranial lesion(s) (complete course of treatment consisting of 1 session)	CPT-4	Procedure
77469	Intraoperative radiation treatment management	CPT-4	Procedure
77470	Special treatment procedure (eg, total body irradiation, hemibody radiation, per oral or endocavitary irradiation)	CPT-4	Procedure
77499	Unlisted procedure, therapeutic radiology treatment management	CPT-4	Procedure
77750	Infusion or instillation of radioelement solution (includes 3-month follow-up care)	CPT-4	Procedure

**Appendix C. List of International Classification of Diseases, Ninth Revision, Clinical Modification (ICD-9-CM), International Classification of Diseases, Tenth Revision, Clinical Modification (ICD-10-CM), International Classification of Diseases, Tenth Revision, Procedure Coding System (ICD-10-PCS), Healthcare Common Procedure Coding System (HCPCS), and Current Procedural Terminology, Fourth Edition (CPT-4) Diagnosis and Procedure Codes Assessed in the Procedure Table Used to Define Inclusion and Exclusion Criteria in this Request**

<b>Code</b>	<b>Description</b>	<b>Code Type</b>	<b>Code Category</b>
77761	Intracavitary radiation source application; simple	CPT-4	Procedure
77762	Intracavitary radiation source application; intermediate	CPT-4	Procedure
77763	Intracavitary radiation source application; complex	CPT-4	Procedure
77776	Interstitial radiation source application; simple	CPT-4	Procedure
77777	Interstitial radiation source application; intermediate	CPT-4	Procedure
77778	Interstitial radiation source application; complex	CPT-4	Procedure
77781	Remote afterloading high intensity brachytherapy; 1-4 source positions or catheters	CPT-4	Procedure
77782	Remote afterloading high intensity brachytherapy; 5-8 source positions or catheters	CPT-4	Procedure
77783	Remote afterloading high intensity brachytherapy; 9-12 source positions or catheters	CPT-4	Procedure
77784	Remote afterloading high intensity brachytherapy; over 12 source positions or catheters	CPT-4	Procedure
77785	Remote afterloading high dose rate radionuclide brachytherapy; 1 channel	CPT-4	Procedure
77786	Remote afterloading high dose rate radionuclide brachytherapy; 2-12 channels	CPT-4	Procedure
77787	Remote afterloading high dose rate radionuclide brachytherapy; over 12 channels	CPT-4	Procedure
77789	Surface application of low dose rate radionuclide source	CPT-4	Procedure
77799	Unlisted procedure, clinical brachytherapy	CPT-4	Procedure
79005	Radiopharmaceutical therapy, by oral administration	CPT-4	Procedure
79101	Radiopharmaceutical therapy, by intravenous administration	CPT-4	Procedure
79200	Radiopharmaceutical therapy, by intracavitary administration	CPT-4	Procedure
79300	Radiopharmaceutical therapy, by interstitial radioactive colloid administration	CPT-4	Procedure
79400	Radiopharmaceutical therapy, nonthyroid, nonhematologic by intervenous injection	CPT-4	Procedure
79403	Radiopharmaceutical therapy, radiolabeled monoclonal antibody by intravenous infusion	CPT-4	Procedure
79420	Intravascular radiopharmaceutical therapy, particulate	CPT-4	Procedure
79440	Radiopharmaceutical therapy, by intra-articular administration	CPT-4	Procedure
79900	Provision of therapeutic radiopharmaceutical(s)	CPT-4	Procedure
79999	Radiopharmaceutical therapy, unlisted procedure	CPT-4	Procedure
<b>Chemotherapy</b>			
96420	Chemotherapy administration, intra-arterial; push technique	CPT-4	Procedure
96411	Chemotherapy administration; intravenous, push technique, each additional substance/drug (List separately in addition to code for primary procedure)	CPT-4	Procedure
96415	Chemotherapy administration, intravenous infusion technique; each additional hour (List separately in addition to code for primary procedure)	CPT-4	Procedure

**Appendix C. List of International Classification of Diseases, Ninth Revision, Clinical Modification (ICD-9-CM), International Classification of Diseases, Tenth Revision, Clinical Modification (ICD-10-CM), International Classification of Diseases, Tenth Revision, Procedure Coding System (ICD-10-PCS), Healthcare Common Procedure Coding System (HCPCS), and Current Procedural Terminology, Fourth Edition (CPT-4) Diagnosis and Procedure Codes Assessed in the Procedure Table Used to Define Inclusion and Exclusion Criteria in this Request**

<b>Code</b>	<b>Description</b>	<b>Code Type</b>	<b>Code Category</b>
96402	Chemotherapy administration, subcutaneous or intramuscular; hormonal anti-neoplastic	CPT-4	Procedure
96417	Chemotherapy administration, intravenous infusion technique; each additional sequential infusion (different substance/drug), up to 1 hour (List separately in addition to code for primary procedure)	CPT-4	Procedure
96401	Chemotherapy administration, subcutaneous or intramuscular; non-hormonal anti-neoplastic	CPT-4	Procedure
96549	Unlisted chemotherapy procedure	CPT-4	Procedure
96425	Chemotherapy administration, intra-arterial; infusion technique, initiation of prolonged infusion (more than 8 hours), requiring the use of a portable or implantable pump	CPT-4	Procedure
96440	Chemotherapy administration into pleural cavity, requiring and including thoracentesis	CPT-4	Procedure
96450	Chemotherapy administration, into CNS (eg, intrathecal), requiring and including spinal puncture	CPT-4	Procedure
96542	Chemotherapy injection, subarachnoid or intraventricular via subcutaneous reservoir, single or multiple agents	CPT-4	Procedure
96409	Chemotherapy administration; intravenous, push technique, single or initial substance/drug	CPT-4	Procedure
96416	Chemotherapy administration, intravenous infusion technique; initiation of prolonged chemotherapy infusion (more than 8 hours), requiring use of a portable or implantable pump	CPT-4	Procedure
96413	Chemotherapy administration, intravenous infusion technique; up to 1 hour, single or initial substance/drug	CPT-4	Procedure
96423	Chemotherapy administration, intra-arterial; infusion technique, each additional hour (List separately in addition to code for primary procedure)	CPT-4	Procedure
96422	Chemotherapy administration, intra-arterial; infusion technique, up to 1 hour	CPT-4	Procedure
96446	Chemotherapy administration into the peritoneal cavity via indwelling port or catheter	CPT-4	Procedure
J9091	Cyclophosphamide, 1 g	HCPCS	Procedure
C9280	Injection, eribulin mesylate, 1 mg	HCPCS	Procedure
J9057	Injection, copanlisib, 1 mg	HCPCS	Procedure
Q5116	Injection, trastuzumab-qyyp, biosimilar, (Trazimera), 10 mg	HCPCS	Procedure
S0168	Injection, azacitidine, 100 mg	HCPCS	Procedure
J9311	Injection, rituximab 10 mg and hyaluronidase	HCPCS	Procedure
J9093	Cyclophosphamide, lyophilized, 100 mg	HCPCS	Procedure
C9429	Idarubicin HCl, 5 mg, brand name	HCPCS	Procedure
J9080	Cyclophosphamide, 200 mg	HCPCS	Procedure
C9239	Injection, temsirolimus, 1 mg	HCPCS	Procedure

**Appendix C. List of International Classification of Diseases, Ninth Revision, Clinical Modification (ICD-9-CM), International Classification of Diseases, Tenth Revision, Clinical Modification (ICD-10-CM), International Classification of Diseases, Tenth Revision, Procedure Coding System (ICD-10-PCS), Healthcare Common Procedure Coding System (HCPCS), and Current Procedural Terminology, Fourth Edition (CPT-4) Diagnosis and Procedure Codes Assessed in the Procedure Table Used to Define Inclusion and Exclusion Criteria in this Request**

<b>Code</b>	<b>Description</b>	<b>Code Type</b>	<b>Code Category</b>
G3001	Administration and supply of tositumomab, 450 mg	HCPCS	Procedure
J9019	Injection, asparaginase (Erwinaze), 1,000 IU	HCPCS	Procedure
J9041	Injection, bortezomib (Velcade), 0.1 mg	HCPCS	Procedure
J9185	Injection, fludarabine phosphate, 50 mg	HCPCS	Procedure
C9273	Sipuleucel-T, minimum of 50 million autologous CD54+ cells activated with PAP-GM-CSF, including leukapheresis and all other preparatory procedures, per infusion	HCPCS	Procedure
J8561	Everolimus, oral, 0.25 mg	HCPCS	Procedure
J9055	Injection, cetuximab, 10 mg	HCPCS	Procedure
C9427	Ifosfamide, 1 gm, brand name	HCPCS	Procedure
J9312	Injection, rituximab, 10 mg	HCPCS	Procedure
C9284	Injection, ipilimumab, 1 mg	HCPCS	Procedure
C9231	Injection, decitabine, per 1 mg	HCPCS	Procedure
C9253	Injection, temozolomide, 1mg	HCPCS	Procedure
J9306	Injection, pertuzumab, 1 mg	HCPCS	Procedure
J9015	Injection, aldesleukin, per single use vial	HCPCS	Procedure
J9267	Injection, paclitaxel, 1 mg	HCPCS	Procedure
J9020	Injection, asparaginase, not otherwise specified, 10,000 units	HCPCS	Procedure
J9090	Cyclophosphamide, 500 mg	HCPCS	Procedure
J9261	Injection, nelarabine, 50 mg	HCPCS	Procedure
J9017	Injection, arsenic trioxide, 1 mg	HCPCS	Procedure
J9229	Injection, inotuzumab ozogamicin, 0.1 mg	HCPCS	Procedure
J9002	Injection, doxorubicin hydrochloride, liposomal, Doxil, 10 mg	HCPCS	Procedure
J9280	Injection, mitomycin, 5 mg	HCPCS	Procedure
J9042	Injection, brentuximab vedotin, 1 mg	HCPCS	Procedure
J9360	Injection, vinblastine sulfate, 1 mg	HCPCS	Procedure
J9330	Injection, temsirolimus, 1 mg	HCPCS	Procedure
J9034	Injection, bendamustine HCl (Bendeka), 1 mg	HCPCS	Procedure
C9292	Injection, pertuzumab, 10 mg	HCPCS	Procedure
J9001	Injection, doxorubicin HCl, all lipid formulations, 10 mg	HCPCS	Procedure
J9035	Injection, bevacizumab, 10 mg	HCPCS	Procedure
J9094	Cyclophosphamide, lyophilized, 200 mg	HCPCS	Procedure
J9027	Injection, clofarabine, 1 mg	HCPCS	Procedure
C9415	Doxorubicin HCl, 10 mg, brand name	HCPCS	Procedure
Q2048	Injection, doxorubicin hydrochloride, liposomal, DOXIL, 10 mg	HCPCS	Procedure
C9426	Floxuridine, 500 mg, brand name	HCPCS	Procedure
J9130	Dacarbazine, 100 mg	HCPCS	Procedure
J9065	Injection, cladribine, per 1 mg	HCPCS	Procedure
C9432	Mitomycin, 5 mg, brand name	HCPCS	Procedure
J8562	Fludarabine phosphate, oral, 10 mg	HCPCS	Procedure



**Appendix C. List of International Classification of Diseases, Ninth Revision, Clinical Modification (ICD-9-CM), International Classification of Diseases, Tenth Revision, Clinical Modification (ICD-10-CM), International Classification of Diseases, Tenth Revision, Procedure Coding System (ICD-10-PCS), Healthcare Common Procedure Coding System (HCPCS), and Current Procedural Terminology, Fourth Edition (CPT-4) Diagnosis and Procedure Codes Assessed in the Procedure Table Used to Define Inclusion and Exclusion Criteria in this Request**

<b>Code</b>	<b>Description</b>	<b>Code Type</b>	<b>Code Category</b>
J9170	Injection, docetaxel, 20 mg	HCPCS	Procedure
J9211	Injection, idarubicin HCl, 5 mg	HCPCS	Procedure
J9310	Injection, rituximab, 100 mg	HCPCS	Procedure
J9371	Injection, vincristine sulfate liposome, 1 mg	HCPCS	Procedure
J9043	Injection, cabazitaxel, 1 mg	HCPCS	Procedure
C9276	Injection, cabazitaxel, 1 mg	HCPCS	Procedure
J9340	Injection, thiotepa, 15 mg	HCPCS	Procedure
Q5115	Injection, rituximab-abbs, biosimilar, (Truxima), 10 mg	HCPCS	Procedure
J9302	Injection, ofatumumab, 10 mg	HCPCS	Procedure
J9171	Injection, docetaxel, 1 mg	HCPCS	Procedure
J9150	Injection, daunorubicin, 10 mg	HCPCS	Procedure
J0207	Injection, amifostine, 500 mg	HCPCS	Procedure
G9837	Trastuzumab not administered within 12 months of diagnosis	HCPCS	Procedure
J9205	Injection, irinotecan liposome, 1 mg	HCPCS	Procedure
J7527	Everolimus, oral, 0.25 mg	HCPCS	Procedure
J9120	Injection, dactinomycin, 0.5 mg	HCPCS	Procedure
C9425	Etoposide, 10 mg, brand name	HCPCS	Procedure
S0178	Lomustine, oral, 10 mg	HCPCS	Procedure
C9207	Injection, bortezomib, per 3.5 mg	HCPCS	Procedure
J9375	Vincristine sulfate, 2 mg	HCPCS	Procedure
J9033	Injection, bendamustine HCl (Treanda), 1 mg	HCPCS	Procedure
S0176	Hydroxyurea, oral, 500 mg	HCPCS	Procedure
J9000	Injection, doxorubicin HCl, 10 mg	HCPCS	Procedure
C9422	Cytarabine, 100 mg, brand name	HCPCS	Procedure
Q2050	Injection, doxorubicin HCl, liposomal, not otherwise specified, 10 mg	HCPCS	Procedure
J9201	Injection, gemcitabine HCl, not otherwise specified, 200 mg	HCPCS	Procedure
C9433	Thiotepa, 15 mg, brand name	HCPCS	Procedure
C9260	Injection, ofatumumab, 10 mg	HCPCS	Procedure
S0116	Bevacizumab, 100 mg	HCPCS	Procedure
J9010	Injection, alemtuzumab, 10 mg	HCPCS	Procedure
C9287	Injection, brentuximab vedotin, 1 mg	HCPCS	Procedure
J9263	Injection, oxaliplatin, 0.5 mg	HCPCS	Procedure
C9259	Injection, pralatrexate, 1 mg	HCPCS	Procedure
J9060	Injection, cisplatin, powder or solution, 10 mg	HCPCS	Procedure
J9180	Epirubicin HCl, 50 mg	HCPCS	Procedure

**Appendix C. List of International Classification of Diseases, Ninth Revision, Clinical Modification (ICD-9-CM), International Classification of Diseases, Tenth Revision, Clinical Modification (ICD-10-CM), International Classification of Diseases, Tenth Revision, Procedure Coding System (ICD-10-PCS), Healthcare Common Procedure Coding System (HCPCS), and Current Procedural Terminology, Fourth Edition (CPT-4) Diagnosis and Procedure Codes Assessed in the Procedure Table Used to Define Inclusion and Exclusion Criteria in this Request**

<b>Code</b>	<b>Description</b>	<b>Code Type</b>	<b>Code Category</b>
G0498	Chemotherapy administration, intravenous infusion technique; initiation of infusion in the office/clinic setting using office/clinic pump/supplies, with continuation of the infusion in the community setting (e.g., home, domiciliary, rest home or assisted living) using a portable pump provided by the office/clinic, includes follow up office/clinic visit at the conclusion of the infusion	HCPCS	Procedure
C9004	Injection, gemtuzumab ozogamicin, per 5 mg	HCPCS	Procedure
J9355	Injection, trastuzumab, excludes biosimilar, 10 mg	HCPCS	Procedure
C9044	Injection, cemiplimab-rwlc, 1 mg	HCPCS	Procedure
C1178	Injection, busulfan, per 6 mg	HCPCS	Procedure
J8700	Temozolomide, oral, 5 mg	HCPCS	Procedure
J9260	Methotrexate sodium, 50 mg	HCPCS	Procedure
C9012	Injection, arsenic trioxide, per 1 mg/kg	HCPCS	Procedure
J9291	Mitomycin, 40 mg	HCPCS	Procedure
J9036	Injection, bendamustine hydrochloride, (Belrapzo/bendamustine), 1 mg	HCPCS	Procedure
C9421	Cyclophosphamide, lyophilized, 100 mg, brand name	HCPCS	Procedure
J9230	Injection, mechlorethamine HCl, (nitrogen mustard), 10 mg	HCPCS	Procedure
J8520	Capecitabine, oral, 150 mg	HCPCS	Procedure
J9999	Not otherwise classified, antineoplastic drugs	HCPCS	Procedure
S0172	Chlorambucil, oral, 2 mg	HCPCS	Procedure
J9269	Injection, tagraxofusp-erzs, 10 mcg	HCPCS	Procedure
J9140	Dacarbazine, 200 mg	HCPCS	Procedure
G9835	Trastuzumab administered within 12 months of diagnosis	HCPCS	Procedure
C9295	Injection, carfilzomib, 1 mg	HCPCS	Procedure
C9240	Injection, ixabepilone, 1 mg	HCPCS	Procedure
J9315	Injection, romidepsin, 1 mg	HCPCS	Procedure
C9243	Injection, bendamustine hcl, 1 mg	HCPCS	Procedure
C1166	Injection, cytarabine liposome, per 10 mg	HCPCS	Procedure
J9290	Mitomycin, 20 mg	HCPCS	Procedure
J9300	Injection, gemtuzumab ozogamicin, 5 mg	HCPCS	Procedure
J9264	Injection, paclitaxel protein-bound particles, 1 mg	HCPCS	Procedure
C9235	Injection, panitumumab, 10 mg	HCPCS	Procedure
J9095	Cyclophosphamide, lyophilized, 500 mg	HCPCS	Procedure
J9307	Injection, pralatrexate, 1 mg	HCPCS	Procedure
J9190	Injection, fluorouracil, 500 mg	HCPCS	Procedure
J9203	Injection, gemtuzumab ozogamicin, 0.1 mg	HCPCS	Procedure
J9047	Injection, carfilzomib, 1 mg	HCPCS	Procedure
C9431	Paclitaxel, 30 mg, brand name	HCPCS	Procedure
J9356	Injection, trastuzumab, 10 mg and hyaluronidase-oysk	HCPCS	Procedure
J9380	Vincristine sulfate, 5 mg	HCPCS	Procedure

**Appendix C. List of International Classification of Diseases, Ninth Revision, Clinical Modification (ICD-9-CM), International Classification of Diseases, Tenth Revision, Clinical Modification (ICD-10-CM), International Classification of Diseases, Tenth Revision, Procedure Coding System (ICD-10-PCS), Healthcare Common Procedure Coding System (HCPCS), and Current Procedural Terminology, Fourth Edition (CPT-4) Diagnosis and Procedure Codes Assessed in the Procedure Table Used to Define Inclusion and Exclusion Criteria in this Request**

<b>Code</b>	<b>Description</b>	<b>Code Type</b>	<b>Code Category</b>
C9017	Lomustine, 10 mg	HCPCS	Procedure
S0087	Injection, alemtuzumab, 30 mg	HCPCS	Procedure
C9474	Injection, irinotecan liposome, 1 mg	HCPCS	Procedure
C9420	Cyclophosphamide, 100 mg, brand name	HCPCS	Procedure
J9110	Injection, cytarabine, 500 mg	HCPCS	Procedure
J9265	Injection, paclitaxel, 30 mg	HCPCS	Procedure
J9096	Cyclophosphamide, lyophilized, 1 g	HCPCS	Procedure
J9178	Injection, epirubicin HCl, 2 mg	HCPCS	Procedure
S0108	Mercaptopurine, oral, 50 mg	HCPCS	Procedure
C9418	Cisplatin, powder or solution, per 10 mg, brand name	HCPCS	Procedure
C9414	Etoposide; oral, 50 mg, brand name	HCPCS	Procedure
J9228	Injection, ipilimumab, 1 mg	HCPCS	Procedure
C9045	Injection, moxetumomab pasudotox-tdfk, 0.01 mg	HCPCS	Procedure
Q5112	Injection, trastuzumab-dttb, biosimilar, (Ontruzant), 10 mg	HCPCS	Procedure
J8510	Busulfan, oral, 2 mg	HCPCS	Procedure
J8999	Prescription drug, oral, chemotherapeutic, NOS	HCPCS	Procedure
A9545	Iodine I-131 tositumomab, therapeutic, per treatment dose	HCPCS	Procedure
J9320	Injection, streptozocin, 1 g	HCPCS	Procedure
C9205	Injection, oxaliplatin, per 5 mg	HCPCS	Procedure
J9151	Injection, daunorubicin citrate, liposomal formulation, 10 mg	HCPCS	Procedure
J9250	Methotrexate sodium, 5 mg	HCPCS	Procedure
C9265	Injection, romidepsin, 1 mg	HCPCS	Procedure
Q5117	Injection, trastuzumab-anns, biosimilar, (Kanjinti), 10 mg	HCPCS	Procedure
J9268	Injection, pentostatin, 10 mg	HCPCS	Procedure
C9424	Daunorubicin, 10 mg	HCPCS	Procedure
C9021	Injection, obinutuzumab, 10 mg	HCPCS	Procedure
C9215	Injection, cetuximab, per 10 mg	HCPCS	Procedure
J9200	Injection, floxuridine, 500 mg	HCPCS	Procedure
Q2049	Injection, doxorubicin HCl, liposomal, imported Lipodox, 10 mg	HCPCS	Procedure
C9437	Carmustine, brand name, 100 mg	HCPCS	Procedure
J9266	Injection, pegaspargase, per single dose vial	HCPCS	Procedure
J9040	Injection, bleomycin sulfate, 15 units	HCPCS	Procedure
J9293	Injection, mitoxantrone HCl, per 5 mg	HCPCS	Procedure
J9100	Injection, cytarabine, 100 mg	HCPCS	Procedure
C9042	Injection, bendamustine HCl (Belrapzo), 1 mg	HCPCS	Procedure
C9213	Injection, pemetrexed, per 10 mg	HCPCS	Procedure
C9297	Injection, omacetaxine mepesuccinate, 0.01 mg	HCPCS	Procedure
J9092	Cyclophosphamide, 2 g	HCPCS	Procedure
C9110	Injection, alemtuzumab, per 10 mg/ ml	HCPCS	Procedure

**Appendix C. List of International Classification of Diseases, Ninth Revision, Clinical Modification (ICD-9-CM), International Classification of Diseases, Tenth Revision, Clinical Modification (ICD-10-CM), International Classification of Diseases, Tenth Revision, Procedure Coding System (ICD-10-PCS), Healthcare Common Procedure Coding System (HCPCS), and Current Procedural Terminology, Fourth Edition (CPT-4) Diagnosis and Procedure Codes Assessed in the Procedure Table Used to Define Inclusion and Exclusion Criteria in this Request**

<b>Code</b>	<b>Description</b>	<b>Code Type</b>	<b>Code Category</b>
Q2043	Sipuleucel-T, minimum of 50 million autologous CD54+ cells activated with PAP-GM-CSF, including leukapheresis and all other preparatory procedures, per infusion	HCPCS	Procedure
J8521	Capecitabine, oral, 500 mg	HCPCS	Procedure
C9049	Injection, tagraxofusp-erzs, 10 mcg	HCPCS	Procedure
J9045	Injection, carboplatin, 50 mg	HCPCS	Procedure
J9206	Injection, irinotecan, 20 mg	HCPCS	Procedure
J8530	Cyclophosphamide, oral, 25 mg	HCPCS	Procedure
C1086	Temozolomide, 5 mg, temodar	HCPCS	Procedure
C9127	Injection, paclitaxel protein-bound particles, per 1 mg	HCPCS	Procedure
C1084	Denileukin diftitox, 300 mcg, ontak iv	HCPCS	Procedure
J9173	Injection, durvalumab, 10 mg	HCPCS	Procedure
J8600	Melphalan, oral, 2 mg	HCPCS	Procedure
J9160	Injection, denileukin diftitox, 300 mcg	HCPCS	Procedure
J9208	Injection, ifosfamide, 1 g	HCPCS	Procedure
C9419	Injection, cladribine, per 1 mg, brand name	HCPCS	Procedure
Q9979	Injection, Alemtuzumab, 1 mg	HCPCS	Procedure
Q5114	Injection, Trastuzumab-dkst, biosimilar, (Ogivri), 10 mg	HCPCS	Procedure
C9417	Bleomycin sulfate, 15 units, brand name	HCPCS	Procedure
J9098	Injection, cytarabine liposome, 10 mg	HCPCS	Procedure
J9182	Etoposide, 100 mg	HCPCS	Procedure
C9218	Injection, azacitidine, per 1 mg	HCPCS	Procedure
J9181	Injection, etoposide, 10 mg	HCPCS	Procedure
J8705	Topotecan, oral, 0.25 mg	HCPCS	Procedure
J9050	Injection, carmustine, 100 mg	HCPCS	Procedure
J0202	Injection, alemtuzumab, 1 mg	HCPCS	Procedure
J8560	Etoposide, oral, 50 mg	HCPCS	Procedure
J9062	Cisplatin, 50 mg	HCPCS	Procedure
C9440	Vinorelbine tartrate, brand name, per 10 mg	HCPCS	Procedure
J9179	Injection, eribulin mesylate, 0.1 mg	HCPCS	Procedure
J9245	Injection, melphalan hydrochloride, not otherwise specified, 50 mg	HCPCS	Procedure
J9118	Injection, calaspargase pegol-mknl, 10 units	HCPCS	Procedure
J9305	Injection, pemetrexed, NOS, 10 mg	HCPCS	Procedure
J9262	Injection, omacetaxine mepesuccinate, 0.01 mg	HCPCS	Procedure
J9153	Injection, liposomal, 1 mg daunorubicin and 2.27 mg cytarabine	HCPCS	Procedure
J9070	Cyclophosphamide, 100 mg	HCPCS	Procedure
J9351	Injection, topotecan, 0.1 mg	HCPCS	Procedure
C9289	Injection, asparaginase Erwinia chrysanthemi, 1,000 IU	HCPCS	Procedure
J8610	Methotrexate, oral, 2.5 mg	HCPCS	Procedure
J9097	Cyclophosphamide, lyophilized, 2 g	HCPCS	Procedure

**Appendix C. List of International Classification of Diseases, Ninth Revision, Clinical Modification (ICD-9-CM), International Classification of Diseases, Tenth Revision, Clinical Modification (ICD-10-CM), International Classification of Diseases, Tenth Revision, Procedure Coding System (ICD-10-PCS), Healthcare Common Procedure Coding System (HCPCS), and Current Procedural Terminology, Fourth Edition (CPT-4) Diagnosis and Procedure Codes Assessed in the Procedure Table Used to Define Inclusion and Exclusion Criteria in this Request**

<b>Code</b>	<b>Description</b>	<b>Code Type</b>	<b>Code Category</b>
J9370	Vincristine sulfate, 1 mg	HCPCS	Procedure
J9301	Injection, obinutuzumab, 10 mg	HCPCS	Procedure
J9328	Injection, temozolomide, 1 mg	HCPCS	Procedure
J0594	Injection, busulfan, 1 mg	HCPCS	Procedure
C9050	Injection, emapalumab-lzsg, 1 mg	HCPCS	Procedure
C9423	Dacarbazine, 100 mg, brand name	HCPCS	Procedure
C9214	Injection, bevacizumab, per 10 mg	HCPCS	Procedure
J9025	Injection, azacitidine, 1 mg	HCPCS	Procedure
C9129	Injection, clofarabine, per 1 mg	HCPCS	Procedure
J9350	Injection, topotecan, 4 mg	HCPCS	Procedure
Q2025	Fludarabine phosphate, oral, 1 mg	HCPCS	Procedure
Q5113	Injection, trastuzumab-pkrb, biosimilar, (Herzuma), 10 mg	HCPCS	Procedure
J8565	Gefitinib, oral, 250 mg	HCPCS	Procedure
J9270	Injection, plicamycin, 2.5 mg	HCPCS	Procedure
S0115	Bortezomib, 3.5 mg	HCPCS	Procedure
S0182	Procarbazine HCl, oral, 50 mg	HCPCS	Procedure
J9303	Injection, panitumumab, 10 mg	HCPCS	Procedure
C9024	Injection, liposomal, 1 mg daunorubicin and 2.27 mg cytarabine	HCPCS	Procedure
S0088	Imatinib, 100 mg	HCPCS	Procedure
C9262	Fludarabine phosphate, oral, 1 mg	HCPCS	Procedure
J9207	Injection, ixabepilone, 1 mg	HCPCS	Procedure
J0894	Injection, decitabine, 1 mg	HCPCS	Procedure
C1167	Injection, epirubicin HCl, 2 mg	HCPCS	Procedure
J9390	Injection, vinorelbine tartrate, 10 mg	HCPCS	Procedure
D61.810	Antineoplastic chemotherapy induced pancytopenia	ICD-10-CM	Diagnosis
D64.81	Anemia due to antineoplastic chemotherapy	ICD-10-CM	Diagnosis
D70.1	Agranulocytosis secondary to cancer chemotherapy	ICD-10-CM	Diagnosis
T80.810	Extravasation of vesicant antineoplastic chemotherapy	ICD-10-CM	Diagnosis
T80.810A	Extravasation of vesicant antineoplastic chemotherapy, initial encounter	ICD-10-CM	Diagnosis
T80.810D	Extravasation of vesicant antineoplastic chemotherapy, subsequent encounter	ICD-10-CM	Diagnosis
Z51.1	Encounter for antineoplastic chemotherapy and immunotherapy	ICD-10-CM	Diagnosis
Z51.11	Encounter for antineoplastic chemotherapy	ICD-10-CM	Diagnosis
Z51.12	Encounter for antineoplastic immunotherapy	ICD-10-CM	Diagnosis
3E0F80M	Introduction of Monoclonal Antibody into Respiratory Tract, Via Natural or Artificial Opening Endoscopic	ICD-10-PCS	Procedure
3E0W30M	Introduction of Monoclonal Antibody into Lymphatics, Percutaneous Approach	ICD-10-PCS	Procedure
3E0N805	Introduction of Other Antineoplastic into Male Reproductive, Via Natural or Artificial Opening Endoscopic	ICD-10-PCS	Procedure

**Appendix C. List of International Classification of Diseases, Ninth Revision, Clinical Modification (ICD-9-CM), International Classification of Diseases, Tenth Revision, Clinical Modification (ICD-10-CM), International Classification of Diseases, Tenth Revision, Procedure Coding System (ICD-10-PCS), Healthcare Common Procedure Coding System (HCPCS), and Current Procedural Terminology, Fourth Edition (CPT-4) Diagnosis and Procedure Codes Assessed in the Procedure Table Used to Define Inclusion and Exclusion Criteria in this Request**

<b>Code</b>	<b>Description</b>	<b>Code Type</b>	<b>Code Category</b>
3E0P705	Introduction of Other Antineoplastic into Female Reproductive, Via Natural or Artificial Opening	ICD-10-PCS	Procedure
3E0Y705	Introduction of Other Antineoplastic into Pericardial Cavity, Via Natural or Artificial Opening	ICD-10-PCS	Procedure
3E0J805	Introduction of Other Antineoplastic into Biliary and Pancreatic Tract, Via Natural or Artificial Opening Endoscopic	ICD-10-PCS	Procedure
3E0J705	Introduction of Other Antineoplastic into Biliary and Pancreatic Tract, Via Natural or Artificial Opening	ICD-10-PCS	Procedure
3E0P805	Introduction of Other Antineoplastic into Female Reproductive, Via Natural or Artificial Opening Endoscopic	ICD-10-PCS	Procedure
XW033B3	Introduction of Cytarabine and Daunorubicin Liposome Antineoplastic into Peripheral Vein, Percutaneous Approach, New Technology Group 3	ICD-10-PCS	Procedure
XW043B3	Introduction of Cytarabine and Daunorubicin Liposome Antineoplastic into Central Vein, Percutaneous Approach, New Technology Group 3	ICD-10-PCS	Procedure
XW043C3	Introduction of Engineered Autologous Chimeric Antigen Receptor T-cell Immunotherapy into Central Vein, Percutaneous Approach, New Technology Group 3	ICD-10-PCS	Procedure
XW033C3	Introduction of Engineered Autologous Chimeric Antigen Receptor T-cell Immunotherapy into Peripheral Vein, Percutaneous Approach, New Technology Group 3	ICD-10-PCS	Procedure
XW0DXL5	Introduction of Erdafitinib Antineoplastic into Mouth and Pharynx, External Approach, New Technology Group 5	ICD-10-PCS	Procedure
XW0DXV5	Introduction of Gilteritinib Antineoplastic into Mouth and Pharynx, External Approach, New Technology Group 5	ICD-10-PCS	Procedure
3E0S302	Introduction of High-dose Interleukin-2 into Epidural Space, Percutaneous Approach	ICD-10-PCS	Procedure
3E0R302	Introduction of High-dose Interleukin-2 into Spinal Canal, Percutaneous Approach	ICD-10-PCS	Procedure
XW043S5	Introduction of Iobenguane I-131 Antineoplastic into Central Vein, Percutaneous Approach, New Technology Group 5	ICD-10-PCS	Procedure
XW033S5	Introduction of Iobenguane I-131 Antineoplastic into Peripheral Vein, Percutaneous Approach, New Technology Group 5	ICD-10-PCS	Procedure
3E0R303	Introduction of Low-dose Interleukin-2 into Spinal Canal, Percutaneous Approach	ICD-10-PCS	Procedure
3E0S303	Introduction of Low-dose Interleukin-2 into Epidural Space, Percutaneous Approach	ICD-10-PCS	Procedure
3E0Q70M	Introduction of Monoclonal Antibody into Cranial Cavity and Brain, Via Natural or Artificial Opening	ICD-10-PCS	Procedure
3E0H80M	Introduction of Monoclonal Antibody into Lower GI, Via Natural or Artificial Opening Endoscopic	ICD-10-PCS	Procedure

**Appendix C. List of International Classification of Diseases, Ninth Revision, Clinical Modification (ICD-9-CM), International Classification of Diseases, Tenth Revision, Clinical Modification (ICD-10-CM), International Classification of Diseases, Tenth Revision, Procedure Coding System (ICD-10-PCS), Healthcare Common Procedure Coding System (HCPCS), and Current Procedural Terminology, Fourth Edition (CPT-4) Diagnosis and Procedure Codes Assessed in the Procedure Table Used to Define Inclusion and Exclusion Criteria in this Request**

<b>Code</b>	<b>Description</b>	<b>Code Type</b>	<b>Code Category</b>
3E0N70M	Introduction of Monoclonal Antibody into Male Reproductive, Via Natural or Artificial Opening	ICD-10-PCS	Procedure
3E0D70M	Introduction of Monoclonal Antibody into Mouth and Pharynx, Via Natural or Artificial Opening	ICD-10-PCS	Procedure
3E0Y70M	Introduction of Monoclonal Antibody into Pericardial Cavity, Via Natural or Artificial Opening	ICD-10-PCS	Procedure
3E0M70M	Introduction of Monoclonal Antibody into Peritoneal Cavity, Via Natural or Artificial Opening	ICD-10-PCS	Procedure
3E0L70M	Introduction of Monoclonal Antibody into Pleural Cavity, Via Natural or Artificial Opening	ICD-10-PCS	Procedure
3E0E80M	Introduction of Monoclonal Antibody into Products of Conception, Via Natural or Artificial Opening Endoscopic	ICD-10-PCS	Procedure
3E0F70M	Introduction of Monoclonal Antibody into Respiratory Tract, Via Natural or Artificial Opening	ICD-10-PCS	Procedure
3E0Q00M	Introduction of Monoclonal Antibody into Cranial Cavity and Brain, Open Approach	ICD-10-PCS	Procedure
3E00X0M	Introduction of Monoclonal Antibody into Skin and Mucous Membranes, External Approach	ICD-10-PCS	Procedure
3E0J30M	Introduction of Monoclonal Antibody into Biliary and Pancreatic Tract, Percutaneous Approach	ICD-10-PCS	Procedure
3E0Q30M	Introduction of Monoclonal Antibody into Cranial Cavity and Brain, Percutaneous Approach	ICD-10-PCS	Procedure
3E0S30M	Introduction of Monoclonal Antibody into Epidural Space, Percutaneous Approach	ICD-10-PCS	Procedure
3E0P30M	Introduction of Monoclonal Antibody into Female Reproductive, Percutaneous Approach	ICD-10-PCS	Procedure
3E0H70M	Introduction of Monoclonal Antibody into Lower GI, Via Natural or Artificial Opening	ICD-10-PCS	Procedure
3E0DX0M	Introduction of Monoclonal Antibody into Mouth and Pharynx, External Approach	ICD-10-PCS	Procedure
3E0970M	Introduction of Monoclonal Antibody into Nose, Via Natural or Artificial Opening	ICD-10-PCS	Procedure
3E0Y30M	Introduction of Monoclonal Antibody into Pericardial Cavity, Percutaneous Approach	ICD-10-PCS	Procedure
3E0R30M	Introduction of Monoclonal Antibody into Spinal Canal, Percutaneous Approach	ICD-10-PCS	Procedure
3E0J80M	Introduction of Monoclonal Antibody into Biliary and Pancreatic Tract, Via Natural or Artificial Opening Endoscopic	ICD-10-PCS	Procedure
3E0P80M	Introduction of Monoclonal Antibody into Female Reproductive, Via Natural or Artificial Opening Endoscopic	ICD-10-PCS	Procedure

**Appendix C. List of International Classification of Diseases, Ninth Revision, Clinical Modification (ICD-9-CM), International Classification of Diseases, Tenth Revision, Clinical Modification (ICD-10-CM), International Classification of Diseases, Tenth Revision, Procedure Coding System (ICD-10-PCS), Healthcare Common Procedure Coding System (HCPCS), and Current Procedural Terminology, Fourth Edition (CPT-4) Diagnosis and Procedure Codes Assessed in the Procedure Table Used to Define Inclusion and Exclusion Criteria in this Request**

<b>Code</b>	<b>Description</b>	<b>Code Type</b>	<b>Code Category</b>
3E0P70M	Introduction of Monoclonal Antibody into Female Reproductive, Via Natural or Artificial Opening	ICD-10-PCS	Procedure
3E0K70M	Introduction of Monoclonal Antibody into Genitourinary Tract, Via Natural or Artificial Opening	ICD-10-PCS	Procedure
3E0N80M	Introduction of Monoclonal Antibody into Male Reproductive, Via Natural or Artificial Opening Endoscopic	ICD-10-PCS	Procedure
3E0J70M	Introduction of Monoclonal Antibody into Biliary and Pancreatic Tract, Via Natural or Artificial Opening	ICD-10-PCS	Procedure
3E0F805	Introduction of Other Antineoplastic into Respiratory Tract, Via Natural or Artificial Opening Endoscopic	ICD-10-PCS	Procedure
3E0D705	Introduction of Other Antineoplastic into Mouth and Pharynx, Via Natural or Artificial Opening	ICD-10-PCS	Procedure
3E0L705	Introduction of Other Antineoplastic into Pleural Cavity, Via Natural or Artificial Opening	ICD-10-PCS	Procedure
3E0E805	Introduction of Other Antineoplastic into Products of Conception, Via Natural or Artificial Opening Endoscopic	ICD-10-PCS	Procedure
3E0G805	Introduction of Other Antineoplastic into Upper GI, Via Natural or Artificial Opening Endoscopic	ICD-10-PCS	Procedure
3E0J305	Introduction of Other Antineoplastic into Biliary and Pancreatic Tract, Percutaneous Approach	ICD-10-PCS	Procedure
3E0Q005	Introduction of Other Antineoplastic into Cranial Cavity and Brain, Open Approach	ICD-10-PCS	Procedure
3E0Q305	Introduction of Other Antineoplastic into Cranial Cavity and Brain, Percutaneous Approach	ICD-10-PCS	Procedure
3E0S305	Introduction of Other Antineoplastic into Epidural Space, Percutaneous Approach	ICD-10-PCS	Procedure
3E0H705	Introduction of Other Antineoplastic into Lower GI, Via Natural or Artificial Opening	ICD-10-PCS	Procedure
3E0DX05	Introduction of Other Antineoplastic into Mouth and Pharynx, External Approach	ICD-10-PCS	Procedure
3E09705	Introduction of Other Antineoplastic into Nose, Via Natural or Artificial Opening	ICD-10-PCS	Procedure
3E0Y305	Introduction of Other Antineoplastic into Pericardial Cavity, Percutaneous Approach	ICD-10-PCS	Procedure
3E0E705	Introduction of Other Antineoplastic into Products of Conception, Via Natural or Artificial Opening	ICD-10-PCS	Procedure
3E00X05	Introduction of Other Antineoplastic into Skin and Mucous Membranes, External Approach	ICD-10-PCS	Procedure
3E0R305	Introduction of Other Antineoplastic into Spinal Canal, Percutaneous Approach	ICD-10-PCS	Procedure



**Appendix C. List of International Classification of Diseases, Ninth Revision, Clinical Modification (ICD-9-CM), International Classification of Diseases, Tenth Revision, Clinical Modification (ICD-10-CM), International Classification of Diseases, Tenth Revision, Procedure Coding System (ICD-10-PCS), Healthcare Common Procedure Coding System (HCPCS), and Current Procedural Terminology, Fourth Edition (CPT-4) Diagnosis and Procedure Codes Assessed in the Procedure Table Used to Define Inclusion and Exclusion Criteria in this Request**

<b>Code</b>	<b>Description</b>	<b>Code Type</b>	<b>Code Category</b>
3E0H805	Introduction of Other Antineoplastic into Lower GI, Via Natural or Artificial Opening Endoscopic	ICD-10-PCS	Procedure
3E0N705	Introduction of Other Antineoplastic into Male Reproductive, Via Natural or Artificial Opening	ICD-10-PCS	Procedure
3E0M705	Introduction of Other Antineoplastic into Peritoneal Cavity, Via Natural or Artificial Opening	ICD-10-PCS	Procedure
3E0F705	Introduction of Other Antineoplastic into Respiratory Tract, Via Natural or Artificial Opening	ICD-10-PCS	Procedure
3E0Q705	Introduction of Other Antineoplastic into Cranial Cavity and Brain, Via Natural or Artificial Opening	ICD-10-PCS	Procedure
3E0K705	Introduction of Other Antineoplastic into Genitourinary Tract, Via Natural or Artificial Opening	ICD-10-PCS	Procedure
3E0P305	Introduction of Other Antineoplastic into Female Reproductive, Percutaneous Approach	ICD-10-PCS	Procedure
XW0DXT5	Introduction of Ruxolitinib into Mouth and Pharynx, External Approach, New Technology Group 5	ICD-10-PCS	Procedure
XW043Q5	Introduction of Tagraxofusp-erzs Antineoplastic into Central Vein, Percutaneous Approach, New Technology Group 5	ICD-10-PCS	Procedure
XW033Q5	Introduction of Tagraxofusp-erzs Antineoplastic into Peripheral Vein, Percutaneous Approach, New Technology Group 5	ICD-10-PCS	Procedure
XW0DXR5	Introduction of Venetoclax Antineoplastic into Mouth and Pharynx, External Approach, New Technology Group 5	ICD-10-PCS	Procedure
XW04351	Introduction of Blinatumomab Antineoplastic Immunotherapy into Central Vein, Percutaneous Approach, New Technology Group 1	ICD-10-PCS	Procedure
XW03351	Introduction of Blinatumomab Antineoplastic Immunotherapy into Peripheral Vein, Percutaneous Approach, New Technology Group 1	ICD-10-PCS	Procedure
3E0K805	Introduction of Other Antineoplastic into Genitourinary Tract, Via Natural or Artificial Opening Endoscopic	ICD-10-PCS	Procedure
3E0600P	Introduction of Clofarabine into Central Artery, Open Approach	ICD-10-PCS	Procedure
3E0630P	Introduction of Clofarabine into Central Artery, Percutaneous Approach	ICD-10-PCS	Procedure
3E0430P	Introduction of Clofarabine into Central Vein, Percutaneous Approach	ICD-10-PCS	Procedure
3E0400P	Introduction of Clofarabine into Central Vein, Open Approach	ICD-10-PCS	Procedure
3E0500P	Introduction of Clofarabine into Peripheral Artery, Open Approach	ICD-10-PCS	Procedure
3E0530P	Introduction of Clofarabine into Peripheral Artery, Percutaneous Approach	ICD-10-PCS	Procedure
3E0300P	Introduction of Clofarabine into Peripheral Vein, Open Approach	ICD-10-PCS	Procedure
3E0330P	Introduction of Clofarabine into Peripheral Vein, Percutaneous Approach	ICD-10-PCS	Procedure
3E04002	Introduction of High-dose Interleukin-2 into Central Vein, Open Approach	ICD-10-PCS	Procedure
3E04302	Introduction of High-dose Interleukin-2 into Central Vein, Percutaneous Approach	ICD-10-PCS	Procedure
3E03002	Introduction of High-dose Interleukin-2 into Peripheral Vein, Open Approach	ICD-10-PCS	Procedure

**Appendix C. List of International Classification of Diseases, Ninth Revision, Clinical Modification (ICD-9-CM), International Classification of Diseases, Tenth Revision, Clinical Modification (ICD-10-CM), International Classification of Diseases, Tenth Revision, Procedure Coding System (ICD-10-PCS), Healthcare Common Procedure Coding System (HCPCS), and Current Procedural Terminology, Fourth Edition (CPT-4) Diagnosis and Procedure Codes Assessed in the Procedure Table Used to Define Inclusion and Exclusion Criteria in this Request**

<b>Code</b>	<b>Description</b>	<b>Code Type</b>	<b>Code Category</b>
3E03302	Introduction of High-dose Interleukin-2 into Peripheral Vein, Percutaneous Approach	ICD-10-PCS	Procedure
3E06002	Introduction of High-dose Interleukin-2 into Central Artery, Open Approach	ICD-10-PCS	Procedure
3E06302	Introduction of High-dose Interleukin-2 into Central Artery, Percutaneous Approach	ICD-10-PCS	Procedure
3E05002	Introduction of High-dose Interleukin-2 into Peripheral Artery, Open Approach	ICD-10-PCS	Procedure
3E05302	Introduction of High-dose Interleukin-2 into Peripheral Artery, Percutaneous Approach	ICD-10-PCS	Procedure
3E06003	Introduction of Low-dose Interleukin-2 into Central Artery, Open Approach	ICD-10-PCS	Procedure
3E06303	Introduction of Low-dose Interleukin-2 into Central Artery, Percutaneous Approach	ICD-10-PCS	Procedure
3E05003	Introduction of Low-dose Interleukin-2 into Peripheral Artery, Open Approach	ICD-10-PCS	Procedure
3E05303	Introduction of Low-dose Interleukin-2 into Peripheral Artery, Percutaneous Approach	ICD-10-PCS	Procedure
3E03003	Introduction of Low-dose Interleukin-2 into Peripheral Vein, Open Approach	ICD-10-PCS	Procedure
3E03303	Introduction of Low-dose Interleukin-2 into Peripheral Vein, Percutaneous Approach	ICD-10-PCS	Procedure
3E04003	Introduction of Low-dose Interleukin-2 into Central Vein, Open Approach	ICD-10-PCS	Procedure
3E04303	Introduction of Low-dose Interleukin-2 into Central Vein, Percutaneous Approach	ICD-10-PCS	Procedure
3E0B70M	Introduction of Monoclonal Antibody into Ear, Via Natural or Artificial Opening	ICD-10-PCS	Procedure
3E0C70M	Introduction of Monoclonal Antibody into Eye, Via Natural or Artificial Opening	ICD-10-PCS	Procedure
3E0D30M	Introduction of Monoclonal Antibody into Mouth and Pharynx, Percutaneous Approach	ICD-10-PCS	Procedure
3E0M30M	Introduction of Monoclonal Antibody into Peritoneal Cavity, Percutaneous Approach	ICD-10-PCS	Procedure
3E0E70M	Introduction of Monoclonal Antibody into Products of Conception, Via Natural or Artificial Opening	ICD-10-PCS	Procedure
3E0G70M	Introduction of Monoclonal Antibody into Upper GI, Via Natural or Artificial Opening	ICD-10-PCS	Procedure
3E0A30M	Introduction of Monoclonal Antibody into Bone Marrow, Percutaneous Approach	ICD-10-PCS	Procedure
3E0N30M	Introduction of Monoclonal Antibody into Male Reproductive, Percutaneous Approach	ICD-10-PCS	Procedure
3E0L30M	Introduction of Monoclonal Antibody into Pleural Cavity, Percutaneous Approach	ICD-10-PCS	Procedure

**Appendix C. List of International Classification of Diseases, Ninth Revision, Clinical Modification (ICD-9-CM), International Classification of Diseases, Tenth Revision, Clinical Modification (ICD-10-CM), International Classification of Diseases, Tenth Revision, Procedure Coding System (ICD-10-PCS), Healthcare Common Procedure Coding System (HCPCS), and Current Procedural Terminology, Fourth Edition (CPT-4) Diagnosis and Procedure Codes Assessed in the Procedure Table Used to Define Inclusion and Exclusion Criteria in this Request**

<b>Code</b>	<b>Description</b>	<b>Code Type</b>	<b>Code Category</b>
3E0V30M	Introduction of Monoclonal Antibody into Bones, Percutaneous Approach	ICD-10-PCS	Procedure
3E0600M	Introduction of Monoclonal Antibody into Central Artery, Open Approach	ICD-10-PCS	Procedure
3E0630M	Introduction of Monoclonal Antibody into Central Artery, Percutaneous Approach	ICD-10-PCS	Procedure
3E0400M	Introduction of Monoclonal Antibody into Central Vein, Open Approach	ICD-10-PCS	Procedure
3E0430M	Introduction of Monoclonal Antibody into Central Vein, Percutaneous Approach	ICD-10-PCS	Procedure
3E0BX0M	Introduction of Monoclonal Antibody into Ear, External Approach	ICD-10-PCS	Procedure
3E0B30M	Introduction of Monoclonal Antibody into Ear, Percutaneous Approach	ICD-10-PCS	Procedure
3E0CX0M	Introduction of Monoclonal Antibody into Eye, External Approach	ICD-10-PCS	Procedure
3E0C30M	Introduction of Monoclonal Antibody into Eye, Percutaneous Approach	ICD-10-PCS	Procedure
3E0K30M	Introduction of Monoclonal Antibody into Genitourinary Tract, Percutaneous Approach	ICD-10-PCS	Procedure
3E0U30M	Introduction of Monoclonal Antibody into Joints, Percutaneous Approach	ICD-10-PCS	Procedure
3E0H30M	Introduction of Monoclonal Antibody into Lower GI, Percutaneous Approach	ICD-10-PCS	Procedure
3E0230M	Introduction of Monoclonal Antibody into Muscle, Percutaneous Approach	ICD-10-PCS	Procedure
3E09X0M	Introduction of Monoclonal Antibody into Nose, External Approach	ICD-10-PCS	Procedure
3E0930M	Introduction of Monoclonal Antibody into Nose, Percutaneous Approach	ICD-10-PCS	Procedure
3E0500M	Introduction of Monoclonal Antibody into Peripheral Artery, Open Approach	ICD-10-PCS	Procedure
3E0530M	Introduction of Monoclonal Antibody into Peripheral Artery, Percutaneous Approach	ICD-10-PCS	Procedure
3E0300M	Introduction of Monoclonal Antibody into Peripheral Vein, Open Approach	ICD-10-PCS	Procedure
3E0330M	Introduction of Monoclonal Antibody into Peripheral Vein, Percutaneous Approach	ICD-10-PCS	Procedure
3E0E30M	Introduction of Monoclonal Antibody into Products of Conception, Percutaneous Approach	ICD-10-PCS	Procedure
3E0F30M	Introduction of Monoclonal Antibody into Respiratory Tract, Percutaneous Approach	ICD-10-PCS	Procedure
3E0130M	Introduction of Monoclonal Antibody into Subcutaneous Tissue, Percutaneous Approach	ICD-10-PCS	Procedure
3E0G30M	Introduction of Monoclonal Antibody into Upper GI, Percutaneous Approach	ICD-10-PCS	Procedure
3E0K80M	Introduction of Monoclonal Antibody into Genitourinary Tract, Via Natural or Artificial Opening Endoscopic	ICD-10-PCS	Procedure
3E0G80M	Introduction of Monoclonal Antibody into Upper GI, Via Natural or Artificial Opening Endoscopic	ICD-10-PCS	Procedure
3E0A305	Introduction of Other Antineoplastic into Bone Marrow, Percutaneous Approach	ICD-10-PCS	Procedure
3E0V305	Introduction of Other Antineoplastic into Bones, Percutaneous Approach	ICD-10-PCS	Procedure
3E06305	Introduction of Other Antineoplastic into Central Artery, Percutaneous Approach	ICD-10-PCS	Procedure

**Appendix C. List of International Classification of Diseases, Ninth Revision, Clinical Modification (ICD-9-CM), International Classification of Diseases, Tenth Revision, Clinical Modification (ICD-10-CM), International Classification of Diseases, Tenth Revision, Procedure Coding System (ICD-10-PCS), Healthcare Common Procedure Coding System (HCPCS), and Current Procedural Terminology, Fourth Edition (CPT-4) Diagnosis and Procedure Codes Assessed in the Procedure Table Used to Define Inclusion and Exclusion Criteria in this Request**

<b>Code</b>	<b>Description</b>	<b>Code Type</b>	<b>Code Category</b>
3E06005	Introduction of Other Antineoplastic into Central Artery, Open Approach	ICD-10-PCS	Procedure
3E04005	Introduction of Other Antineoplastic into Central Vein, Open Approach	ICD-10-PCS	Procedure
3E04305	Introduction of Other Antineoplastic into Central Vein, Percutaneous Approach	ICD-10-PCS	Procedure
3E0BX05	Introduction of Other Antineoplastic into Ear, External Approach	ICD-10-PCS	Procedure
3E0B305	Introduction of Other Antineoplastic into Ear, Percutaneous Approach	ICD-10-PCS	Procedure
3E0CX05	Introduction of Other Antineoplastic into Eye, External Approach	ICD-10-PCS	Procedure
3E0C305	Introduction of Other Antineoplastic into Eye, Percutaneous Approach	ICD-10-PCS	Procedure
3E0H305	Introduction of Other Antineoplastic into Lower GI, Percutaneous Approach	ICD-10-PCS	Procedure
3E0W305	Introduction of Other Antineoplastic into Lymphatics, Percutaneous Approach	ICD-10-PCS	Procedure
3E0N305	Introduction of Other Antineoplastic into Male Reproductive, Percutaneous Approach	ICD-10-PCS	Procedure
3E0D305	Introduction of Other Antineoplastic into Mouth and Pharynx, Percutaneous Approach	ICD-10-PCS	Procedure
3E09X05	Introduction of Other Antineoplastic into Nose, External Approach	ICD-10-PCS	Procedure
3E09305	Introduction of Other Antineoplastic into Nose, Percutaneous Approach	ICD-10-PCS	Procedure
3E05005	Introduction of Other Antineoplastic into Peripheral Artery, Open Approach	ICD-10-PCS	Procedure
3E05305	Introduction of Other Antineoplastic into Peripheral Artery, Percutaneous Approach	ICD-10-PCS	Procedure
3E03005	Introduction of Other Antineoplastic into Peripheral Vein, Open Approach	ICD-10-PCS	Procedure
3E03305	Introduction of Other Antineoplastic into Peripheral Vein, Percutaneous Approach	ICD-10-PCS	Procedure
3E0L305	Introduction of Other Antineoplastic into Pleural Cavity, Percutaneous Approach	ICD-10-PCS	Procedure
3E0F305	Introduction of Other Antineoplastic into Respiratory Tract, Percutaneous Approach	ICD-10-PCS	Procedure
3E01305	Introduction of Other Antineoplastic into Subcutaneous Tissue, Percutaneous Approach	ICD-10-PCS	Procedure
3E0G305	Introduction of Other Antineoplastic into Upper GI, Percutaneous Approach	ICD-10-PCS	Procedure
3E0B705	Introduction of Other Antineoplastic into Ear, Via Natural or Artificial Opening	ICD-10-PCS	Procedure
3E0C705	Introduction of Other Antineoplastic into Eye, Via Natural or Artificial Opening	ICD-10-PCS	Procedure
3E0M305	Introduction of Other Antineoplastic into Peritoneal Cavity, Percutaneous Approach	ICD-10-PCS	Procedure
3E0G705	Introduction of Other Antineoplastic into Upper GI, Via Natural or Artificial Opening	ICD-10-PCS	Procedure
3E0E305	Introduction of Other Antineoplastic into Products of Conception, Percutaneous Approach	ICD-10-PCS	Procedure

**Appendix C. List of International Classification of Diseases, Ninth Revision, Clinical Modification (ICD-9-CM), International Classification of Diseases, Tenth Revision, Clinical Modification (ICD-10-CM), International Classification of Diseases, Tenth Revision, Procedure Coding System (ICD-10-PCS), Healthcare Common Procedure Coding System (HCPCS), and Current Procedural Terminology, Fourth Edition (CPT-4) Diagnosis and Procedure Codes Assessed in the Procedure Table Used to Define Inclusion and Exclusion Criteria in this Request**

<b>Code</b>	<b>Description</b>	<b>Code Type</b>	<b>Code Category</b>
3E0K305	Introduction of Other Antineoplastic into Genitourinary Tract, Percutaneous Approach	ICD-10-PCS	Procedure
3E0U305	Introduction of Other Antineoplastic into Joints, Percutaneous Approach	ICD-10-PCS	Procedure
3E02305	Introduction of Other Antineoplastic into Muscle, Percutaneous Approach	ICD-10-PCS	Procedure
284.11	Antineoplastic chemotherapy induced pancytopenia	ICD-9-CM	Diagnosis
285.3	Antineoplastic chemotherapy induced anemia	ICD-9-CM	Diagnosis
999.81	Extravasation of vesicant chemotherapy	ICD-9-CM	Diagnosis
V58.11	Encounter for antineoplastic chemotherapy	ICD-9-CM	Diagnosis
V58.12	Encounter for antineoplastic immunotherapy	ICD-9-CM	Diagnosis
00.10	Implantation of chemotherapeutic agent	ICD-9-CM	Procedure
00.15	High-dose infusion interleukin-2 [IL-2]	ICD-9-CM	Procedure
00.18	Infusion of immunosuppressive antibody therapy	ICD-9-CM	Procedure
17.70	Intravenous infusion of clofarabine	ICD-9-CM	Procedure
99.25	Injection or infusion of cancer chemotherapeutic substance	ICD-9-CM	Procedure
99.28	Injection or infusion of biological response modifier [BRM] as an antineoplastic agent	ICD-9-CM	Procedure
<b>Autism Spectrum Disorder (ASD)</b>			
299	Pervasive developmental disorders	ICD-9-CM	Diagnosis
299.0	Autistic disorder	ICD-9-CM	Diagnosis
299.00	Autistic disorder, current or active state	ICD-9-CM	Diagnosis
299.01	Autistic disorder, residual state	ICD-9-CM	Diagnosis
299.1	Childhood disintegrative disorder	ICD-9-CM	Diagnosis
299.10	Childhood disintegrative disorder, current or active state	ICD-9-CM	Diagnosis
299.11	Childhood disintegrative disorder, residual state	ICD-9-CM	Diagnosis
299.8	Other specified pervasive developmental disorders	ICD-9-CM	Diagnosis
299.80	Other specified pervasive developmental disorders, current or active state	ICD-9-CM	Diagnosis
299.81	Other specified pervasive developmental disorders, residual state	ICD-9-CM	Diagnosis
299.9	Unspecified pervasive developmental disorder	ICD-9-CM	Diagnosis
299.90	Unspecified pervasive developmental disorder, current or active state	ICD-9-CM	Diagnosis
299.91	Unspecified pervasive developmental disorder, residual state	ICD-9-CM	Diagnosis
F84.0	Autistic disorder	ICD-10-CM	Diagnosis
F84.3	Other childhood disintegrative disorder	ICD-10-CM	Diagnosis
F84.5	Asperger's syndrome	ICD-10-CM	Diagnosis
F84.8	Other pervasive developmental disorders	ICD-10-CM	Diagnosis
F84.9	Pervasive developmental disorder, unspecified	ICD-10-CM	Diagnosis

**Appendix D. List of Generic and Brand Names of Medical Products Used to Define Exclusion Criteria in this Request**

Generic Name	Brand Name
<b>Chemotherapy</b>	
abarelix	Plenaxis
abemaciclib	Verzenio
abiraterone acetate	abiraterone
abiraterone acetate	Zytiga
abiraterone acetate, submicronized	Yonsa
acalabrutinib	Calquence
ado-trastuzumab emtansine	Kadcyla
afatinib dimaleate	Gilotrif
aldesleukin	Proleukin
alectinib HCl	Alecensa
alemtuzumab	Lemtrada
alemtuzumab	Campath
alpelisib	Piqray
altretamine	Hexalen
amifostine crystalline	Ethyol
amifostine crystalline	amifostine crystalline
aminoglutethimide	Cytadren
amivantamab-vmjw	Rybrevant
anastrozole	anastrozole
anastrozole	Arimidex
anastrozole	Arimidex 30-day Pack
anastrozole	anastrozole (bulk)
apalutamide	Erleada
arsenic trioxide	arsenic trioxide (bulk)
arsenic trioxide	arsenic trioxide
arsenic trioxide	Trisenox
asparaginase	Elspar
asparaginase (Erwinia chrysanthemi)	Erwinaze
asparaginase (Erwinia chrysanthemi)	Erwinase
asparaginase Erwinia chrysanthemi (recombinant)-rywn	Rylaze
atezolizumab	Tecentriq
avapritinib	Ayvakit
avelumab	Bavencio
axicabtagene ciloleucel	Yescarta
axitinib	Inlyta
azacitidine	azacitidine
azacitidine	Vidaza
azacitidine	Onureg
BCG live	Tice BCG
BCG live	Theracys
BCG vaccine, live	Tice BCG Vaccine
belantamab mafodotin-blmf	Blenrep
belinostat	Beleodaq

**Appendix D. List of Generic and Brand Names of Medical Products Used to Define Exclusion Criteria in this Request**

---

<b>Generic Name</b>	<b>Brand Name</b>
bendamustine HCl	bendamustine
bendamustine HCl	Belrapzo
bendamustine HCl	Bendeka
bendamustine HCl	Treanda
bevacizumab	bevacizumab
bevacizumab	Avastin
bevacizumab-awwb	Mvasi
bevacizumab-bvzr	Zirabev
bexarotene	Targretin
bexarotene	bexarotene
bicalutamide	bicalutamide
bicalutamide	Casodex
binimetinib	Mektovi
bleomycin sulfate	bleomycin
bleomycin sulfate	Blenoxane
bleomycin sulfate	Bleo 15K
blinatumomab	Blinicyto
bortezomib	bortezomib
bortezomib	Velcade
bosutinib	Bosulif
brentuximab vedotin	Adcetris
brexucabtagene autoleucl	Tecartus
brigatinib	Alunbrig
busulfan	Myleran
busulfan	busulfan
busulfan	Busulfex
cabazitaxel	Jevtana
cabozantinib s-malate	Cometriq
cabozantinib s-malate	Cabometyx
calaspargase pegol-mknl	Asparlas
capecitabine	Xeloda
capecitabine	capecitabine
capmatinib hydrochloride	Tabrecta
carboplatin	Paraplatin
carboplatin	carboplatin
carfilzomib	Kyprolis
carmustine	BiCNU
carmustine	carmustine
carmustine in polifeprosan 20	Gliadel Wafer
cemiplimab-rwlc	Libtayo
ceritinib	Zykadia
cetuximab	Erbix
chlorambucil	chlorambucil (bulk)
chlorambucil	Leukeran

**Appendix D. List of Generic and Brand Names of Medical Products Used to Define Exclusion Criteria in this Request**

<b>Generic Name</b>	<b>Brand Name</b>
cisplatin	cisplatin (bulk)
cisplatin	Platinol AQ
cisplatin	cisplatin
cladribine	Mavenclad (4 tablet pack)
cladribine	Mavenclad (5 tablet pack)
cladribine	Mavenclad (6 tablet pack)
cladribine	Mavenclad (7 tablet pack)
cladribine	Mavenclad (8 tablet pack)
cladribine	Mavenclad (9 tablet pack)
cladribine	Mavenclad (10 tablet pack)
cladribine	cladribine
cladribine	Leustatin
clofarabine	Clolar
clofarabine	clofarabine
cobimetinib fumarate	Cotellic
copanlisib di-HCl	Aliqopa
crizotinib	Xalkori
cromolyn sodium	Gastrocrom
cromolyn sodium	cromolyn
cromolyn sodium	cromolyn (bulk)
cyclophosphamide	cyclophosphamide (bulk)
cyclophosphamide	Neosar
cyclophosphamide	Cytosan
cyclophosphamide	Cytosan Lyophilized
cyclophosphamide	cyclophosphamide
cytarabine	Cytosar-U
cytarabine	Tarabine Pfs
cytarabine	cytarabine
cytarabine liposome/PF	DepoCyt (PF)
cytarabine/PF	cytarabine (PF)
dabrafenib mesylate	Tafinlar
dacarbazine	dacarbazine (bulk)
dacarbazine	DTIC-Dome
dacarbazine	dacarbazine
dacomitinib	Vizimpro
dactinomycin	Cosmegen
dactinomycin	dactinomycin
daratumumab	Darzalex
daratumumab-hyaluronidase-fihj	Darzalex Faspro
darolutamide	Nubeqa
dasatinib	Sprycel
daunorubicin citrate liposomal	DaunoXome
daunorubicin HCl	daunorubicin
daunorubicin HCl	Cerubidine



**Appendix D. List of Generic and Brand Names of Medical Products Used to Define Exclusion Criteria in this Request**

<b>Generic Name</b>	<b>Brand Name</b>
daunorubicin/cytarabine liposomal	Vyxeos
decitabine	decitabine
decitabine	Dacogen
decitabine/cedazuridine	Inqovi
degarelix acetate	Firmagon
degarelix acetate	Firmagon kit w diluent syringe
denileukin diftitox	Ontak
dexrazoxane HCl	Zinecard (as HCl)
dexrazoxane HCl	dexrazoxane HCl
dexrazoxane HCl	Totect
diethylstilbestrol	diethylstilbestrol (bulk)
diethylstilbestrol diphosphate	Stilphostrol
dinutuximab	Unituxin
docetaxel	docetaxel
docetaxel	Taxotere
docetaxel	Docefrez
dostarlimab-gxly	Jemperli
doxorubicin HCl	Adriamycin RDF
doxorubicin HCl	Adriamycin PFS
doxorubicin HCl	Rubex
doxorubicin HCl	doxorubicin
doxorubicin HCl	Adriamycin
doxorubicin HCl pegylated liposomal	Doxil
doxorubicin HCl pegylated liposomal	doxorubicin, peg-liposomal
doxorubicin HCl pegylated liposomal	Lipodox
doxorubicin HCl pegylated liposomal	Lipodox 50
durvalumab	Imfinzi
duvelisib	Copiktra
elotuzumab	Empliciti
enasidenib mesylate	Idhifa
encorafenib	Braftovi
enfortumab vedotin-ejfv	Padcev
entrectinib	Rozlytrek
enzalutamide	Xtandi
epirubicin HCl	Ellence
epirubicin HCl	epirubicin
erdafitinib	Balversa
eribulin mesylate	Halaven
erlotinib HCl	erlotinib
erlotinib HCl	Tarceva
estramustine phosphate sodium	Emcyt
etoposide	etoposide (bulk)
etoposide	Toposar
etoposide	VePesid

**Appendix D. List of Generic and Brand Names of Medical Products Used to Define Exclusion Criteria in this Request**

<b>Generic Name</b>	<b>Brand Name</b>
etoposide	etoposide
etoposide phosphate	Etopophos
everolimus	everolimus (immunosuppressive)
everolimus	Zortress
everolimus	everolimus (antineoplastic)
everolimus	Afinitor
everolimus	Afinitor Disperz
exemestane	Aromasin
exemestane	exemestane
fam-trastuzumab deruxtecan-nxki	Enhertu
fedratinib dihydrochloride	Inrebic
floxuridine	floxuridine (bulk)
floxuridine	FUDR
floxuridine	floxuridine
fludarabine phosphate	Oforta
fludarabine phosphate	fludarabine
fludarabine phosphate	Fludara
fluorouracil	Efudex
fluorouracil	Fluoroplex
fluorouracil	Carac
fluorouracil	fluorouracil
fluorouracil	Tolak
fluorouracil	fluorouracil (bulk)
fluorouracil	Adrucil
flutamide	Eulexin
flutamide	flutamide
fostamatinib disodium	Tavalisse
fulvestrant	Faslodex
fulvestrant	fulvestrant
gefitinib	Iressa
gemcitabine HCl	Gemzar
gemcitabine HCl	gemcitabine
gemcitabine HCl in 0.9 % sodium chloride	Infugem
gemtuzumab ozogamicin	Mylotarg
gilteritinib fumarate	Xospata
glasdegib maleate	Daurismo
glucarpidase	Voraxaze
goserelin acetate	Zoladex
histrelin acetate	Vantas
hydroxyurea	Droxia
hydroxyurea	Siklos
hydroxyurea	hydroxyurea (bulk)
hydroxyurea	Hydrea
hydroxyurea	hydroxyurea

**Appendix D. List of Generic and Brand Names of Medical Products Used to Define Exclusion Criteria in this Request**

<b>Generic Name</b>	<b>Brand Name</b>
hydroxyurea	Mylocel
ibrutinib	Imbruvica
idarubicin HCl	Idamycin PFS
idarubicin HCl	Idamycin
idarubicin HCl	idarubicin
idecabtagene vicleucel	Abecma
idelalisib	Zydelig
ifosfamide	Ifex
ifosfamide	ifosfamide
ifosfamide/mesna	Ifex/Mesnex
ifosfamide/mesna	ifosfamide-mesna
imatinib mesylate	imatinib
imatinib mesylate	Gleevec
infigratinib phosphate	Truseltiq
inotuzumab ozogamicin	Besponsa
interferon alfa-2a,recomb.	Roferon-A
interferon alfa-2b,recomb.	Intron A
interferon alfa-n3	Alferon N
interferon gamma-1b,recomb.	Actimmune
iobenguane iodine-131	Azedra Dosimetric
iobenguane iodine-131	Azedra Therapeutic
ipilimumab	Yervoy
irinotecan HCl	Camptosar
irinotecan HCl	irinotecan
irinotecan liposomal	Onivyde
isatuximab-irfc	Sarclisa
ivosidenib	Tibsovo
ixabepilone	Ixempra
ixazomib citrate	Ninlaro
kit for prep indium-111/ibritumomab tiuxetan/albumin human	Zevalin (In-111)
kit for prep yttrium-90/ibritumomab tiuxetan/albumin human	Zevalin (Y-90)
lapatinib ditosylate	Tykerb
lapatinib ditosylate	lapatinib
larotrectinib sulfate	Vitrakvi
lenalidomide	Revlimid
lenvatinib mesylate	Lenvima
letrozole	letrozole
letrozole	Femara
letrozole	letrozole (bulk)
leucovorin calcium	leucovorin calcium
leucovorin calcium	Calcium Folate (leucovorin)
leuprolide acetate	Eligard (3 month)
leuprolide acetate	Eligard
leuprolide acetate	Eligard (6 month)

**Appendix D. List of Generic and Brand Names of Medical Products Used to Define Exclusion Criteria in this Request**

<b>Generic Name</b>	<b>Brand Name</b>
leuprolide acetate	Eligard (4 month)
leuprolide acetate	Lupron Depot (3 month)
leuprolide acetate	Lupron Depot (6 Month)
leuprolide acetate	Lupron Depot
leuprolide acetate	Lupron Depot (4 month)
leuprolide acetate	leuprolide
leuprolide acetate	Lupron
leuprolide acetate	leuprolide (bulk)
leuprolide acetate/lidocaine HCl	Viadur
levamisole HCl	levamisole (bulk)
levamisole HCl	Ergamisol
levoleucovorin	Khapzory
levoleucovorin calcium	levoleucovorin calcium
levoleucovorin calcium	Fusilev
lisocabtagene maraleucel	Breyanzi
lisocabtagene maraleucel, CD4 component, 2 of 2	Breyanzi CD4 Component (2of 2)
lisocabtagene maraleucel, CD8 component, 1 of 2	Breyanzi CD8 Component (1of 2)
lomustine	CeeNU
lomustine	lomustine
lomustine	Gleostine
loncastuximab tesirine-lpyl	Zynlonta
lorlatinib	Lorbrena
lurbinectedin	Zepzelca
lutetium Lu 177 dotatate	Lutathera
margetuximab-cmkb	Margenza
mechlorethamine HCl	Valchlor
mechlorethamine HCl	mechlorethamine (bulk)
mechlorethamine HCl	Mustargen
medroxyprogesterone acetate	Depo-Provera
megestrol acetate	Megace
megestrol acetate	megestrol
megestrol acetate,micronized	megestrol acetate,micro (bulk)
melphalan	Alkeran
melphalan	melphalan
melphalan flufenamide hydrochloride	Pepaxto
melphalan HCl	Alkeran (as HCl)
melphalan HCl	melphalan HCl
melphalan HCl/betadex sulfobutyl ether sodium	Evomela
mercaptopurine	mercaptopurine (bulk)
mercaptopurine	mercaptopurine
mercaptopurine	Purinethol
mercaptopurine	Purixan
mesna	Mesnex
mesna	mesna

**Appendix D. List of Generic and Brand Names of Medical Products Used to Define Exclusion Criteria in this Request**

<b>Generic Name</b>	<b>Brand Name</b>
methotrexate	methotrexate (bulk)
methotrexate	Xatmep
methotrexate sodium	methotrexate sodium
methotrexate sodium	Trexall
methotrexate sodium	Rheumatrex
methotrexate sodium	Methotrexate (Anti-Rheumatic)
methotrexate sodium/PF	methotrexate sodium (PF)
methotrexate sodium/PF	Methotrexate LPF
methotrexate/PF	Otrexup (PF)
methotrexate/PF	Rasuvo (PF)
methotrexate/PF	RediTrex (PF)
methoxsalen	methoxsalen (bulk)
methoxsalen	Uvadex
midostaurin	Rydapt
mitomycin	Mitosol
mitomycin	mitomycin (bulk)
mitomycin	Mutamycin
mitomycin	mitomycin
mitomycin	Jelmyto
mitotane	Lysodren
mitotane	mitotane (bulk)
mitoxantrone HCl	mitoxantrone
mitoxantrone HCl	Novantrone
mogamulizumab-kpkc	Poteligeo
moxetumomab pasudotox-tdfk	Lumoxiti
naxitamab-gqgk	Danyelza
necitumumab	Portrazza
nelarabine	Arranon
neratinib maleate	Nerlynx
nilotinib HCl	Tasigna
nilutamide	Nilandron
nilutamide	nilutamide
nintedanib esylate	Ofev
niraparib tosylate	Zejula
nivolumab	Opdivo
obinutuzumab	Gazyva
ofatumumab	Kesimpta Pen
ofatumumab	Arzerra
olaparib	Lynparza
olaratumab	Lartruvo
omacetaxine mepesuccinate	Synribo
osimertinib mesylate	Tagrisso
oxaliplatin	Eloxatin
oxaliplatin	oxaliplatin

**Appendix D. List of Generic and Brand Names of Medical Products Used to Define Exclusion Criteria in this Request**

<b>Generic Name</b>	<b>Brand Name</b>
paclitaxel	Taxol
paclitaxel	paclitaxel
paclitaxel	Onxol
paclitaxel protein-bound	Abraxane
palbociclib	Ibrance
panitumumab	Vectibix
panobinostat lactate	Farydak
pazopanib HCl	Votrient
pegaspargase	Oncaspar
peginterferon alfa-2b	Sylatron
peginterferon alfa-2b	Sylatron 4-Pack
peginterferon alfa-2b	PegIntron
peginterferon alfa-2b	PegIntron Redipen
pembrolizumab	Keytruda
pemetrexed disodium	Alimta
pemigatinib	Pemazyre
pentostatin	Nipent
pentostatin	pentostatin
pertuzumab	Perjeta
pertuzumab-trastuzumab-hyaluronidase-zzxf	Phesgo
pexidartinib hydrochloride	Turalio
plicamycin	Mithracin
polatuzumab vedotin-piiq	Polivy
pomalidomide	Pomalyst
ponatinib HCl	Iclusig
porfimer sodium	Photofrin
pralatrexate	Folotyn
pralsetinib	Gavreto
procarbazine HCl	procarbazine HCl (bulk)
procarbazine HCl	Matulane
radium-223 dichloride	Xofigo
ramucirumab	Cyramza
regorafenib	Stivarga
relugolix	Orgovyx
ribociclib succinate	Kisqali
ribociclib succinate/letrozole	Kisqali Femara Co-Pack
ripretinib	Qinlock
rituximab	Rituxan
rituximab/hyaluronidase, human recombinant	Rituxan Hycela
rituximab-abbs	Truxima
rituximab-arrx	Riabni
rituximab-pvvr	Ruxience
romidepsin	romidepsin
romidepsin	Istodax

**Appendix D. List of Generic and Brand Names of Medical Products Used to Define Exclusion Criteria in this Request**

<b>Generic Name</b>	<b>Brand Name</b>
rucaparib camsylate	Rubraca
ruxolitinib phosphate	Jakafi
sacituzumab govitecan-hziy	Trodelyv
samarium Sm 153 lexidronam	Quadramet
selinexor	Xpovio
selpercatinib	Retevmo
selumetinib sulfate/vitamin E TPGS	Koselugo
siltuximab	Sylvant
sipuleucel-T/lactated ringers solution	Provenge
sodium butyrate	sodium butyrate (bulk)
sodium iodide-131	Hicon
sonidegib phosphate	Odomzo
sorafenib tosylate	Nexavar
sotorasib	Lumakras
streptozocin	Zanosar
strontium-89 chloride	Metastron
strontium-89 chloride	strontium-89 chloride
sunitinib malate	Sutent
tafasitamab-cxix	Monjuvi
tagraxofusp-erzs	Elzonris
talazoparib tosylate	Talzenna
talimogene laherparepvec	Imlygic
tamoxifen citrate	tamoxifen
tamoxifen citrate	Nolvadex
tamoxifen citrate	Soltamox
tamoxifen citrate	tamoxifen (bulk)
tazemetostat hydrobromide	Tazverik
temozolomide	temozolomide
temozolomide	Temodar
temsirolimus	Torisel
temsirolimus	temsirolimus
teniposide	Vumon
teniposide	teniposide
tepotinib HCl	Tepmetko
testolactone	Teslac
thalidomide	Thalomid
thioguanine	thioguanine (bulk)
thioguanine	Tabloid
thiotepa	thiotepa (bulk)
thiotepa	thiotepa
thiotepa	Tepadina
thiotepa	Thioplex
tisagenlecleucel	Kymriah
tivozanib HCl	Fotivda

**Appendix D. List of Generic and Brand Names of Medical Products Used to Define Exclusion Criteria in this Request**

<b>Generic Name</b>	<b>Brand Name</b>
topotecan HCl	Hycamtin
topotecan HCl	topotecan
toremifene citrate	Fareston
toremifene citrate	toremifene
tositumomab (with maltose)	Bexxar Dosimetric
tositumomab (with maltose)	Bexxar Therapeutic
Tositumomab Iodine-131 (with Maltose)	Bexxar 131 Iodine
trabectedin	Yondelis
trametinib dimethyl sulfoxide	Mekinist
trastuzumab	Herceptin
trastuzumab-anns	Kanjinti
trastuzumab-dkst	Ogivri
trastuzumab-dttb	Ontruzant
trastuzumab-hyaluronidase-oysk	Herceptin Hylecta
trastuzumab-pkrb	Herzuma
trastuzumab-qyyp	Trazimera
tretinoin	Vesanoid
tretinoin	tretinoin (antineoplastic)
trifluridine/tipiracil HCl	Lonsurf
trilaciclib dihydrochloride	Cosela
triptorelin pamoate	Trelstar LA
triptorelin pamoate	Trelstar Depot
triptorelin pamoate	Trelstar
tucatinib	Tukysa
umbralisib tosylate	Ukoniq
uracil mustard	uracil mustard
uridine	uridine (bulk)
uridine triacetate	Vistogard
valrubicin	valrubicin
valrubicin	Valstar
vandetanib	vandetanib
vandetanib	Caprelsa
vemurafenib	Zelboraf
venetoclax	Venclexta
venetoclax	Venclexta Starting Pack
vinblastine sulfate	Velban
vinblastine sulfate	vinblastine
vincristine sulfate	Oncovin
vincristine sulfate	Vincasar PFS
vincristine sulfate	vincristine
vincristine sulfate liposomal	Marqibo
vinorelbine tartrate	vinorelbine
vinorelbine tartrate	Navelbine
vismodegib	Erivedge



**Appendix D. List of Generic and Brand Names of Medical Products Used to Define Exclusion Criteria in this Request**

---

<b>Generic Name</b>	<b>Brand Name</b>
vorinostat	Zolinza
zanubrutinib	Brukinsa
ziv-aflibercept	Zaltrap

**Appendix E. Specifications Defining Parameters Used in this Request**

This request executed the Cohort Identification and Descriptive Analysis (CIDA) tool [version 11.0.0] to estimate rates of loop diuretic exposure with in the Sentinel Distributed Database (SDD).

**Query period:** January 1, 2000 to most recent available data (March 31, 2021)  
**Coverage requirement:** Medical & Drug Coverage  
**Post-index enrollment requirement:** 0  
**Stratifications:** Year-quarter, Age by year-quarter, Sex by year-quarter  
**Censor output categorization:** 0-<1 year, 1-<2 years, 2-<3 years, 3-<4 years, 4-<5 years, 5-<6 years, 6-<7 years, 7+ years  
**Envelope macro:** Reclassify encounters during inpatient stay as inpatient  
**Freeze data:** No

Exposure/Event													
Scenario	Pre-Index Enrollment	Enrollment Gap	Age Group (years)	Index Exposure/Event	Cohort definition	Washout period	Incident with respect to:	Exclude evidence of days supply if exposure washout includes dispensings	Care setting	Principal diagnosis position	Create Baseline Table?	Forced supply to attach to dispensings	Censor enrollment at evidence of
1	0	0	18+ (18-44, 45-64, 65-74, 75-84, 85+)	Loop Diuretics (bumetanide, furosemide, torsemide, ethacrynic acid)	All valid index dates during query period (02)	0	n/a	n/a	Any	n/a	N	n/a	Death; Data Partner End Date; Query End Date; Disenrollment
2	0	0	18+ (18-44, 45-64, 65-74, 75-84, 85+)	Bumetanide	All valid index dates during query period (02)	0	n/a	n/a	Any	n/a	N	n/a	Death; Data Partner End Date; Query End Date; Disenrollment

Appendix E. Specifications Defining Parameters Used in this Request

Scenario	Pre-Index Enrollment	Enrollment Gap	Age Group (years)	Index Exposure/Event	Cohort definition	Washout period	Exposure/Event							Create Baseline Table?	Forced supply to attach to dispensings	Censor enrollment at evidence of
							Incident with respect to:	Exclude evidence of days supply if exposure washout includes dispensings	Care setting	Principal diagnosis position	Exclude evidence of days supply if exposure washout includes dispensings	Care setting	Principal diagnosis position			
3	0	0	18+ (18-44, 45-64, 65-74, 75-84, 85+)	Furosemide	All valid index dates during query period (02)	0	n/a	n/a	Any	n/a	N	n/a	Death; Data Partner End Date; Query End Date; Disenrollment			
4	0	0	18+ (18-44, 45-64, 65-74, 75-84, 85+)	Torseamide	All valid index dates during query period (02)	0	n/a	n/a	Any	n/a	N	n/a	Death; Data Partner End Date; Query End Date; Disenrollment			
5	0	0	18+ (18-44, 45-64, 65-74, 75-84, 85+)	Ethacrynic Acid	All valid index dates during query period (02)	0	n/a	n/a	Any	n/a	N	n/a	Death; Data Partner End Date; Query End Date; Disenrollment			
6	0	0	18+ (18-44, 45-64, 65-74, 75-84, 85+)	Loop Diuretics (bumetanide, furosemide, torsemide, ethacrynic acid)	First valid index date during query period (01)	0	n/a	n/a	Any	n/a	N	n/a	Death; Data Partner End Date; Query End Date; Disenrollment			
7	0	0	18+ (18-44, 45-64, 65-74, 75-84, 85+)	Bumetanide	First valid index date during query period (01)	0	n/a	n/a	Any	n/a	N	n/a	Death; Data Partner End Date; Query End Date; Disenrollment			

Appendix E. Specifications Defining Parameters Used in this Request

Scenario	Pre-Index Enrollment	Enrollment Gap	Age Group (years)	Index Exposure/Event	Cohort definition	Washout period	Incident with respect to:	Exposure/Event		Care setting	Principal diagnosis position	Create Baseline Table?	Forced supply to attach to dispensings	Censor enrollment at evidence of
								Exclude evidence of days supply if exposure washout includes dispensings						
8	0	0	18+ (18-44, 45-64, 65-74, 75-84, 85+)	Furosemide	First valid index date during query period (01)	0	n/a	n/a	Any	n/a	N	n/a	Death; Data Partner End Date; Query End Date; Disenrollment	
9	0	0	18+ (18-44, 45-64, 65-74, 75-84, 85+)	Torseamide	First valid index date during query period (01)	0	n/a	n/a	Any	n/a	N	n/a	Death; Data Partner End Date; Query End Date; Disenrollment	
10	0	0	18+ (18-44, 45-64, 65-74, 75-84, 85+)	Ethacrynic Acid	First valid index date during query period (01)	0	n/a	n/a	Any	n/a	N	n/a	Death; Data Partner End Date; Query End Date; Disenrollment	
11	365	45	18+ (18-44, 45-64, 65-74, 75-84, 85+)	Loop Diuretics (bumetanide, furosemide, torsemide, ethacrynic acid)	First valid index date during query period (01)	0	n/a	n/a	Any	n/a	N	n/a	Death; Data Partner End Date; Query End Date; Disenrollment	
12	365	45	18+ (18-44, 45-64, 65-74, 75-84, 85+)	Bumetanide	First valid index date during query period (01)	0	n/a	n/a	Any	n/a	N	n/a	Death; Data Partner End Date; Query End Date; Disenrollment	

Appendix E. Specifications Defining Parameters Used in this Request

Scenario	Pre-Index Enrollment	Enrollment Gap	Age Group (years)	Index Exposure/Event	Cohort definition	Washout period	Exposure/Event							Sensor enrollment at evidence of
							Incident with respect to:	Exclude evidence of days supply if exposure washout includes dispensings	Care setting	Principal diagnosis position	Create Baseline Table?	Forced supply to attach to dispensings		
13	365	45	18+ (18-44, 45-64, 65-74, 75-84, 85+)	Furosemide	First valid index date during query period (01)	0	n/a	n/a	Any	n/a	N	n/a	Death; Data Partner End Date; Query End Date; Disenrollment	
14	365	45	18+ (18-44, 45-64, 65-74, 75-84, 85+)	Torseamide	First valid index date during query period (01)	0	n/a	n/a	Any	n/a	N	n/a	Death; Data Partner End Date; Query End Date; Disenrollment	
15	365	45	18+ (18-44, 45-64, 65-74, 75-84, 85+)	Ethacrynic Acid	First valid index date during query period (01)	0	n/a	n/a	Any	n/a	N	n/a	Death; Data Partner End Date; Query End Date; Disenrollment	
16	365	45	18+ (18-44, 45-64, 65-74, 75-84, 85+)	Loop Diuretics (bumetanide, furosemide, torsemide, ethacrynic acid)	First valid index date during query period (01)	365	All Loop Diuretics	n/a	Any	n/a	N	n/a	Death; Data Partner End Date; Query End Date; Disenrollment	
17	365	45	18+ (18-44, 45-64, 65-74, 75-84, 85+)	Bumetanide	First valid index date during query period (01)	365	All Loop Diuretics	n/a	Any	n/a	N	n/a	Death; Data Partner End Date; Query End Date; Disenrollment	

Appendix E. Specifications Defining Parameters Used in this Request

Scenario	Pre-Index Enrollment	Enrollment Gap	Age Group (years)	Index Exposure/Event	Cohort definition	Washout period	Exposure/Event							Sensor enrollment at evidence of
							Incident with respect to:	Exclude evidence of days supply if exposure washout includes dispensings	Care setting	Principal diagnosis position	Create Baseline Table?	Forced supply to attach to dispensings		
18	365	45	18+ (18-44, 45-64, 65-74, 75-84, 85+)	Furosemide	First valid index date during query period (01)	365	All Loop Diuretics	n/a	Any	n/a	N	n/a	Death; Data Partner End Date; Query End Date; Disenrollment	
19	365	45	18+ (18-44, 45-64, 65-74, 75-84, 85+)	Torseamide	First valid index date during query period (01)	365	All Loop Diuretics	n/a	Any	n/a	N	n/a	Death; Data Partner End Date; Query End Date; Disenrollment	
20	365	45	18+ (18-44, 45-64, 65-74, 75-84, 85+)	Ethacrynic Acid	First valid index date during query period (01)	365	All Loop Diuretics	n/a	Any	n/a	N	n/a	Death; Data Partner End Date; Query End Date; Disenrollment	
21	365	45	18+ (18-44, 45-64, 65-74, 75-84, 85+)	Loop Diuretics (bumetanide, furosemide, torseamide, ethacrynic acid)	First valid index date during query period (01)	0	n/a	n/a	Any	n/a	N	n/a	Death; Data Partner End Date; Query End Date; Disenrollment	
22	365	45	18+ (18-44, 45-64, 65-74, 75-84, 85+)	Bumetanide	First valid index date during query period (01)	0	n/a	n/a	Any	n/a	N	n/a	Death; Data Partner End Date; Query End Date; Disenrollment	

Appendix E. Specifications Defining Parameters Used in this Request

Scenario	Pre-Index Enrollment	Enrollment Gap	Age Group (years)	Index Exposure/Event	Cohort definition	Washout period	Exposure/Event							Sensor enrollment at evidence of
							Incident with respect to:	Exclude evidence of days supply if exposure washout includes dispensings	Care setting	Principal diagnosis position	Create Baseline Table?	Forced supply to attach to dispensings		
23	365	45	18+ (18-44, 45-64, 65-74, 75-84, 85+)	Furosemide	First valid index date during query period (01)	0	n/a	n/a	Any	n/a	N	n/a	Death; Data Partner End Date; Query End Date; Disenrollment	
24	365	45	18+ (18-44, 45-64, 65-74, 75-84, 85+)	Torseamide	First valid index date during query period (01)	0	n/a	n/a	Any	n/a	N	n/a	Death; Data Partner End Date; Query End Date; Disenrollment	
25	365	45	18+ (18-44, 45-64, 65-74, 75-84, 85+)	Ethacrynic Acid	First valid index date during query period (01)	0	n/a	n/a	Any	n/a	N	n/a	Death; Data Partner End Date; Query End Date; Disenrollment	
26	365	45	18+ (18-44, 45-64, 65-74, 75-84, 85+)	Loop Diuretics (bumetanide, furosemide, torsemide, ethacrynic acid)	First valid index date during query period (01)	365	All Loop Diuretics	n/a	Any	n/a	N	n/a	Death; Data Partner End Date; Query End Date; Disenrollment	
27	365	45	18+ (18-44, 45-64, 65-74, 75-84, 85+)	Bumetanide	First valid index date during query period (01)	365	All Loop Diuretics	n/a	Any	n/a	N	n/a	Death; Data Partner End Date; Query End Date; Disenrollment	

Appendix E. Specifications Defining Parameters Used in this Request

Scenario	Pre-Index Enrollment	Enrollment Gap	Age Group (years)	Index Exposure/Event	Cohort definition	Washout period	Exposure/Event							Sensor enrollment at evidence of
							Incident with respect to:	Exclude evidence of days supply if exposure washout includes dispensings	Care setting	Principal diagnosis position	Create Baseline Table?	Forced supply to attach to dispensings		
28	365	45	18+ (18-44, 45-64, 65-74, 75-84, 85+)	Furosemide	First valid index date during query period (01)	365	All Loop Diuretics	n/a	Any	n/a	N	n/a	Death; Data Partner End Date; Query End Date; Disenrollment	
29	365	45	18+ (18-44, 45-64, 65-74, 75-84, 85+)	Torseamide	First valid index date during query period (01)	365	All Loop Diuretics	n/a	Any	n/a	N	n/a	Death; Data Partner End Date; Query End Date; Disenrollment	
30	365	45	18+ (18-44, 45-64, 65-74, 75-84, 85+)	Ethacrynic Acid	First valid index date during query period (01)	365	All Loop Diuretics	n/a	Any	n/a	N	n/a	Death; Data Partner End Date; Query End Date; Disenrollment	
31	0	0	3-18	Bumetanide	First valid index date during query period (01)	0	n/a	n/a	Any	n/a	N	n/a	Death; Data Partner End Date; Query End Date; Disenrollment	
32	365	45	3-18	Bumetanide	First valid index date during query period (01)	0	n/a	n/a	Any	n/a	N	n/a	Death; Data Partner End Date; Query End Date; Disenrollment	



**Appendix E. Specifications Defining Parameters Used in this Request**

Scenario	Pre-Index Enrollment	Enrollment Gap	Age Group (years)	Index Exposure/Event	Cohort definition	Washout period	Exposure/Event							Censor enrollment at evidence of
							Incident with respect to:	Exclude evidence of days supply if exposure washout includes dispensings	Care setting	Principal diagnosis position	Create Baseline Table?	Forced supply to attach to dispensings		
33	365	45	3-18	Bumetanide	First valid index date during query period (01)	365	All Loop Diuretics	n/a	Any	n/a	N	n/a	Death; Data Partner End Date; Query End Date; Disenrollment	
34	365	45	3-18	Bumetanide	First valid index date during query period (01)	0	n/a	n/a	Any	n/a	N	n/a	Death; Data Partner End Date; Query End Date; Disenrollment	
35	365	45	3-18	Bumetanide	First valid index date during query period (01)	365	All Loop Diuretics	n/a	Any	n/a	N	n/a	Death; Data Partner End Date; Query End Date; Disenrollment	

International Classification of Diseases, Ninth and Tenth Revisions, Clinical Modification (ICD-9-CM and ICD-10-CM), Healthcare Common Procedure Coding System (HCPCS), and Current Procedural Terminology, Fourth Edition (CPT-4) codes are provided by Optum 360.

National Drug Codes (NDCs) are checked against First Data Bank's MedKnowledge®.

Appendix E. Specifications Defining Parameters Used in this Request (Continued)

Scenario	Inclusion/ Exclusion	Criteria	Care setting	Principal diagnosis position	Evaulation period start (days)	Evaluation period end (days)	Inclusion/Exclusion									Forced supply to attach to dispensings
							Exclude evidence of days supply if inclusion/ exclusion evaluation period includes dispensings	Number of instances the criteria should be found in evaluation period	Minimum Days Supplied	Minimum cumulative dose	Minimum average daily dose	Maximum average daily dose	Minimum current daily dose	Maximum current daily dose		
1	n/a	n/a	n/a	n/a	n/a	n/a	n/a	1	n/a	n/a	n/a	n/a	n/a	n/a	n/a	
2	n/a	n/a	n/a	n/a	n/a	n/a	n/a	1	n/a	n/a	n/a	n/a	n/a	n/a	n/a	
3	n/a	n/a	n/a	n/a	n/a	n/a	n/a	1	n/a	n/a	n/a	n/a	n/a	n/a	n/a	
4	n/a	n/a	n/a	n/a	n/a	n/a	n/a	1	n/a	n/a	n/a	n/a	n/a	n/a	n/a	
5	n/a	n/a	n/a	n/a	n/a	n/a	n/a	1	n/a	n/a	n/a	n/a	n/a	n/a	n/a	

Appendix E. Specifications Defining Parameters Used in this Request (Continued)

Scenario	Inclusion/ Exclusion	Criteria	Care setting	Principal diagnosis position	Evaulation period start (days)	Evaluation period end (days)	Inclusion/Exclusion									Forced supply to attach to dispensings
							Exclude evidence of days supply if inclusion/ exclusion evaluation period includes dispensings	Number of instances the criteria should be found in evaluation period	Minimum Days Supplied	Minimum cumulative dose	Minimum average daily dose	Maximum average daily dose	Minimum current daily dose	Maximum current daily dose		
6	n/a	n/a	n/a	n/a	n/a	n/a	n/a	1	n/a	n/a	n/a	n/a	n/a	n/a	n/a	
7	n/a	n/a	n/a	n/a	n/a	n/a	n/a	1	n/a	n/a	n/a	n/a	n/a	n/a	n/a	
8	n/a	n/a	n/a	n/a	n/a	n/a	n/a	1	n/a	n/a	n/a	n/a	n/a	n/a	n/a	
9	n/a	n/a	n/a	n/a	n/a	n/a	n/a	1	n/a	n/a	n/a	n/a	n/a	n/a	n/a	
10	n/a	n/a	n/a	n/a	n/a	n/a	n/a	1	n/a	n/a	n/a	n/a	n/a	n/a	n/a	

Appendix E. Specifications Defining Parameters Used in this Request (Continued)

Scenario	Inclusion/ Exclusion	Criteria	Care setting	Principal diagnosis position	Evaulation period start (days)	Evaluation period end (days)	Inclusion/Exclusion									Forced supply to attach to dispensings
							Exclude evidence of days supply if inclusion/ exclusion evaluation period includes dispensings	Number of instances the criteria should be found in evaluation period	Minimum Days Supplied	Minimum cumulative dose	Minimum average daily dose	Maximum average daily dose	Minimum current daily dose	Maximum current daily dose		
11	n/a	n/a	n/a	n/a	n/a	n/a	n/a	1	n/a	n/a	n/a	n/a	n/a	n/a	n/a	
12	n/a	n/a	n/a	n/a	n/a	n/a	n/a	1	n/a	n/a	n/a	n/a	n/a	n/a	n/a	
13	n/a	n/a	n/a	n/a	n/a	n/a	n/a	1	n/a	n/a	n/a	n/a	n/a	n/a	n/a	
14	n/a	n/a	n/a	n/a	n/a	n/a	n/a	1	n/a	n/a	n/a	n/a	n/a	n/a	n/a	
15	n/a	n/a	n/a	n/a	n/a	n/a	n/a	1	n/a	n/a	n/a	n/a	n/a	n/a	n/a	

Appendix E. Specifications Defining Parameters Used in this Request (Continued)

Scenario	Inclusion/ Exclusion	Criteria	Care setting	Principal diagnosis position	Evaulation period start (days)	Evaluation period end (days)	Inclusion/Exclusion									Forced supply to attach to dispensings
							Exclude evidence of days supply if inclusion/ exclusion evaluation period includes dispensings	Number of instances the criteria should be found in evaluation period	Minimum Days Supplied	Minimum cumulative dose	Minimum average daily dose	Maximum average daily dose	Minimum current daily dose	Maximum current daily dose		
16	n/a	n/a	n/a	n/a	n/a	n/a	n/a	1	n/a	n/a	n/a	n/a	n/a	n/a	n/a	
17	n/a	n/a	n/a	n/a	n/a	n/a	n/a	1	n/a	n/a	n/a	n/a	n/a	n/a	n/a	
18	n/a	n/a	n/a	n/a	n/a	n/a	n/a	1	n/a	n/a	n/a	n/a	n/a	n/a	n/a	
19	n/a	n/a	n/a	n/a	n/a	n/a	n/a	1	n/a	n/a	n/a	n/a	n/a	n/a	n/a	
20	n/a	n/a	n/a	n/a	n/a	n/a	n/a	1	n/a	n/a	n/a	n/a	n/a	n/a	n/a	

Appendix E. Specifications Defining Parameters Used in this Request (Continued)

Scenario	Inclusion/ Exclusion	Criteria	Care setting	Principal diagnosis position	Evaulation period start (days)	Evaluation period end (days)	Inclusion/Exclusion									Forced supply to attach to dispensings
							Exclude evidence of days supply if inclusion/ exclusion evaluation period includes dispensings	Number of instances the criteria should be found in evaluation period	Minimum Days Supplied	Minimum cumulative dose	Minimum average daily dose	Maximum average daily dose	Minimum current daily dose	Maximum current daily dose		
21	Cancer, chemotherapy, or radiation	Exclusion	Any	n/a	-365	-1	Evaluation period should search for evidence of days supply	1	n/a	n/a	n/a	n/a	n/a	n/a	n/a	
22	Cancer, chemotherapy, or radiation	Exclusion	Any	n/a	-365	-1	Evaluation period should search for evidence of days supply	1	n/a	n/a	n/a	n/a	n/a	n/a	n/a	
23	Cancer, chemotherapy, or radiation	Exclusion	Any	n/a	-365	-1	Evaluation period should search for evidence of days supply	1	n/a	n/a	n/a	n/a	n/a	n/a	n/a	

Appendix E. Specifications Defining Parameters Used in this Request (Continued)

Scenario	Inclusion/ Exclusion	Criteria	Care setting	Principal diagnosis position	Evaulation period start (days)	Evaluation period end (days)	Inclusion/Exclusion									Forced supply to attach to dispensings
							Exclude evidence of days supply if inclusion/ exclusion evaluation period includes dispensings	Number of instances the criteria should be found in evaluation period	Minimum Days Supplied	Minimum cumulative dose	Minimum average daily dose	Maximum average daily dose	Minimum current daily dose	Maximum current daily dose		
24	Cancer, chemotherapy, or radiation	Exclusion	Any	n/a	-365	-1	Evaluation period should search for evidence of days supply	1	n/a	n/a	n/a	n/a	n/a	n/a	n/a	
25	Cancer, chemotherapy, or radiation	Exclusion	Any	n/a	-365	-1	Evaluation period should search for evidence of days supply	1	n/a	n/a	n/a	n/a	n/a	n/a	n/a	
26	Cancer, chemotherapy, or radiation	Exclusion	Any	n/a	-365	-1	Evaluation period should search for evidence of days supply	1	n/a	n/a	n/a	n/a	n/a	n/a	n/a	

Appendix E. Specifications Defining Parameters Used in this Request (Continued)

Scenario	Inclusion/ Exclusion	Criteria	Care setting	Principal diagnosis position	Evaulation period start (days)	Evaluation period end (days)	Inclusion/Exclusion								Forced supply to attach to dispensings
							Exclude evidence of days supply if inclusion/ exclusion evaluation period includes dispensings	Number of instances the criteria should be found in evaluation period	Minimum Days Supplied	Minimum cumulative dose	Minimum average daily dose	Maximum average daily dose	Minimum current daily dose	Maximum current daily dose	
27	Cancer, chemotherapy, or radiation	Exclusion	Any	n/a	-365	-1	Evaluation period should search for evidence of days supply	1	n/a	n/a	n/a	n/a	n/a	n/a	n/a
28	Cancer, chemotherapy, or radiation	Exclusion	Any	n/a	-365	-1	Evaluation period should search for evidence of days supply	1	n/a	n/a	n/a	n/a	n/a	n/a	n/a
29	Cancer, chemotherapy, or radiation	Exclusion	Any	n/a	-365	-1	Evaluation period should search for evidence of days supply	1	n/a	n/a	n/a	n/a	n/a	n/a	n/a



Appendix E. Specifications Defining Parameters Used in this Request (Continued)

Scenario	Inclusion/ Exclusion	Criteria	Care setting	Principal diagnosis position	Evaulation period start (days)	Evaluation period end (days)	Inclusion/Exclusion									Forced supply to attach to dispensings
							Exclude evidence of days supply if inclusion/ exclusion evaluation period includes dispensings	Number of instances the criteria should be found in evaluation period	Minimum Days Supplied	Minimum cumulative dose	Minimum average daily dose	Maximum average daily dose	Minimum current daily dose	Maximum current daily dose		
30	Cancer, chemotherapy, or radiation	Exclusion	Any	n/a	-365	-1	Evaluation period should search for evidence of days supply	1	n/a	n/a	n/a	n/a	n/a	n/a	n/a	
31	n/a	n/a	n/a	n/a	n/a	n/a	n/a	1	n/a	n/a	n/a	n/a	n/a	n/a	n/a	
32	n/a	n/a	n/a	n/a	n/a	n/a	n/a	1	n/a	n/a	n/a	n/a	n/a	n/a	n/a	
33	n/a	n/a	n/a	n/a	n/a	n/a	n/a	1	n/a	n/a	n/a	n/a	n/a	n/a	n/a	

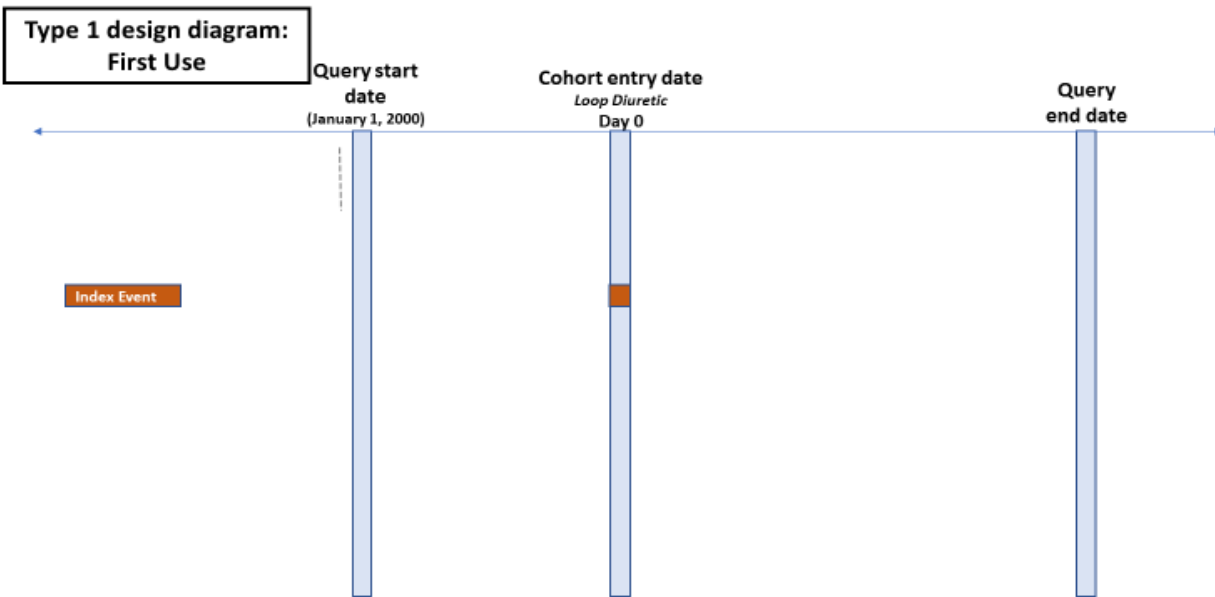
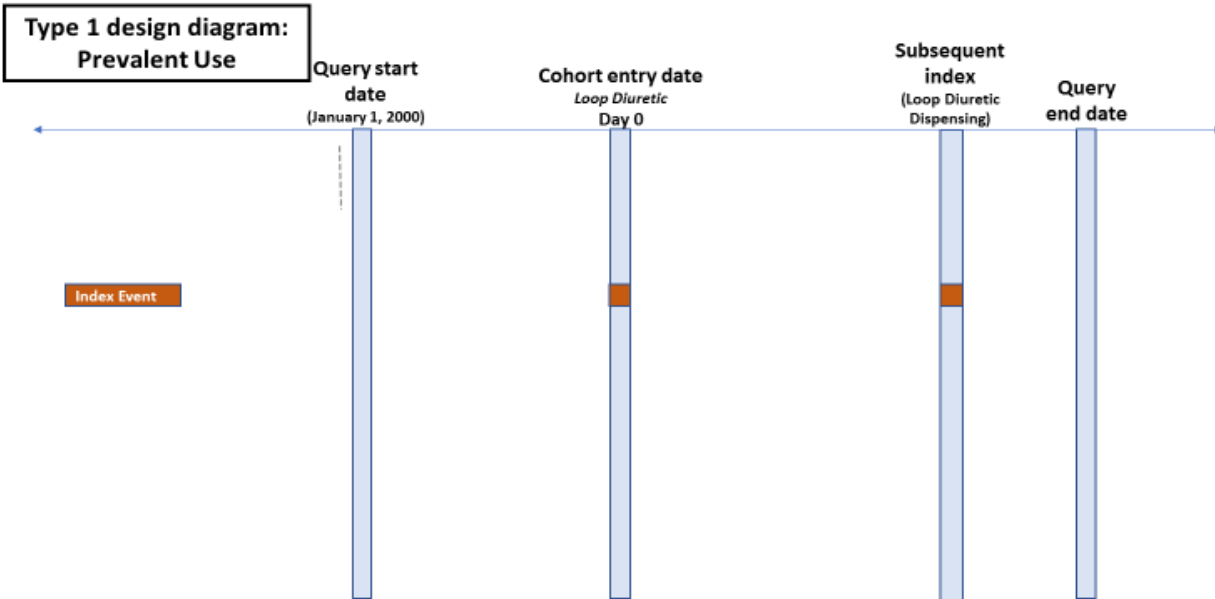
**Appendix E. Specifications Defining Parameters Used in this Request (Continued)**

Scenario	Inclusion/ Exclusion	Criteria	Care setting	Principal diagnosis position	Evaulation period start (days)	Evaluation period end (days)	Inclusion/Exclusion									Forced supply to attach to dispensings
							Exclude evidence of days supply if inclusion/ exclusion evaluation period includes dispensings	Number of instances the criteria should be found in evaluation period	Minimum Days Supplied	Minimum cumulative dose	Minimum average daily dose	Maximum average daily dose	Minimum current daily dose	Maximum current daily dose		
34	Cancer, chemotherapy, or radiation	Exclusion	Any	n/a	-365	-1	Evaluation period should search for evidence of days supply	1	n/a	n/a	n/a	n/a	n/a	n/a	n/a	
	Autism Spectrum Disorder	Inclusion	Any	n/a	-365	0	n/a	1	n/a	n/a	n/a	n/a	n/a	n/a	n/a	
35	Cancer, chemotherapy, or radiation	Exclusion	Any	n/a	-365	-1	Evaluation period should search for evidence of days supply	1	n/a	n/a	n/a	n/a	n/a	n/a	n/a	
	Autism Spectrum Disorder	Inclusion	Any	n/a	-365	0	n/a	1	n/a	n/a	n/a	n/a	n/a	n/a	n/a	

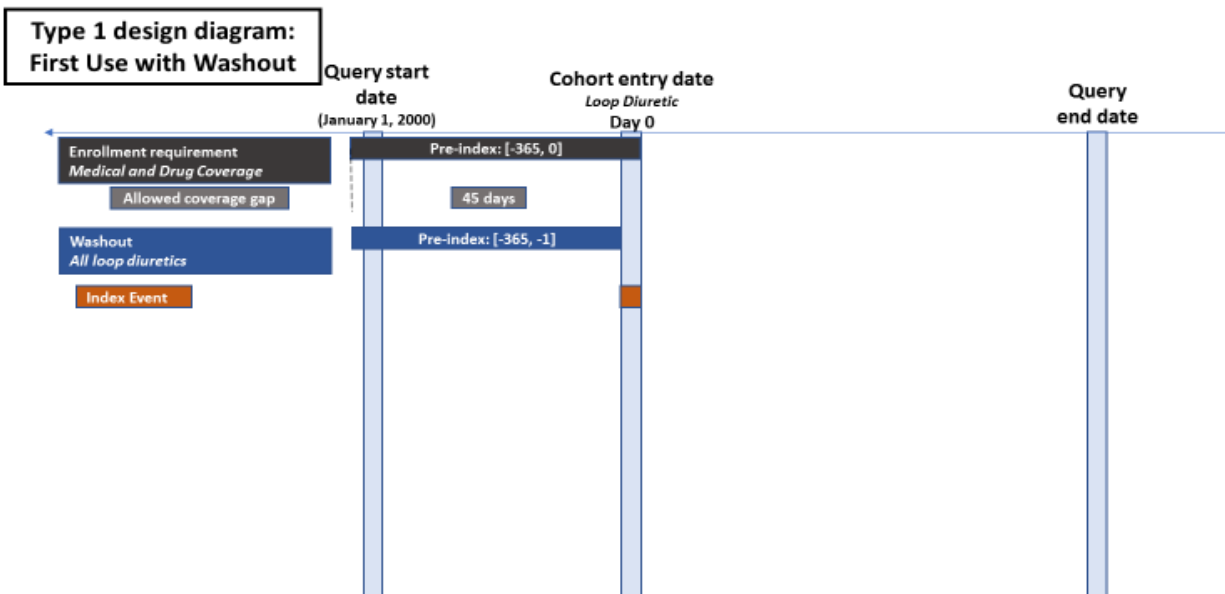
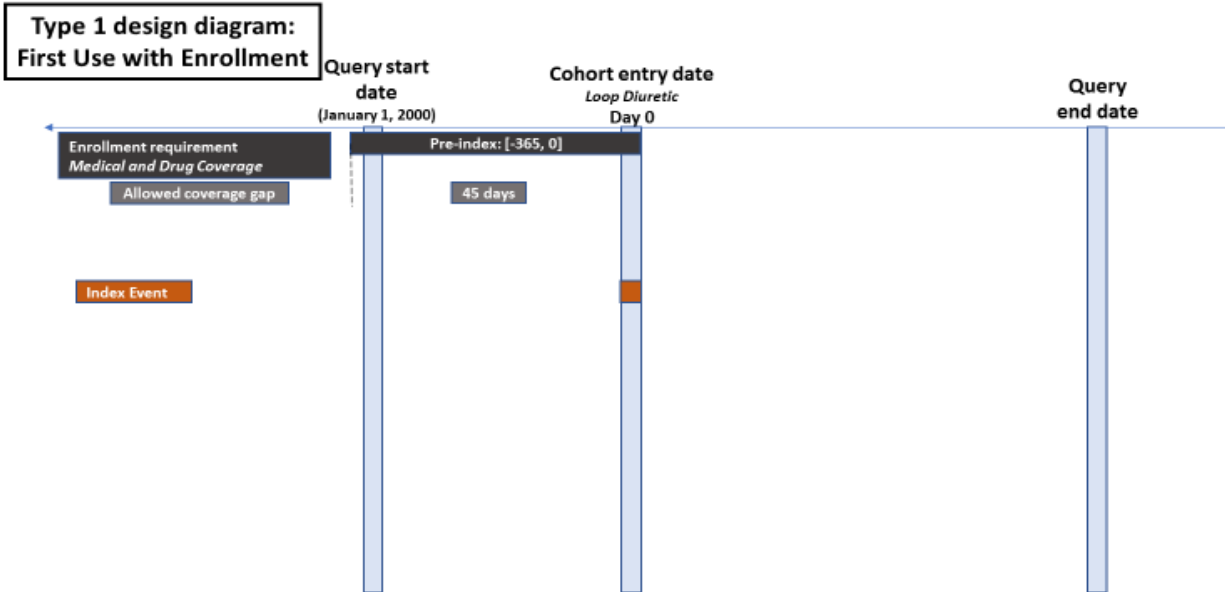
International Classification of Diseases, Ninth and Tenth Revisions, Clinical Modification (ICD-9-CM and ICD-10-CM), Healthcare Common Procedure Coding System (HCPCS), and Current Procedural Terminology, Fourth Edition (CPT-4) codes are provided by Optum 360.

National Drug Codes (NDCs) are checked against First Data Bank's MedKnowledge®.

Appendix F. Design Diagrams of Cohort Entry Requirements and Index Exposure



Appendix F. Design Diagrams of Cohort Entry Requirements and Index Exposure



Appendix F. Design Diagrams of Cohort Entry Requirements and Index Exposure

